



NADUN MACHINERY MANUFACTURECO., LTD.

滕州南锻数控机床有限公司

NADUN MACHINERY MANUFACTURECO., LTD.

About us

Vision

COMPANY VISION

公司愿景

成为客户信赖和首选的业内第一品牌。

用我们的产品为我们的客户和员工创造最大价值。

企业使命:

一、为全球提供一流的产品和服务。

二、为员工搭建人生成功的舞台。

核心价值观:诚信、共赢、团队、创新。

经营理念: 品质铸就信誉, 服务创造价值!

To be the first brand trusted and preferred by customers.
Create maximum value for our customers and employees
with our products.

Our Mission:

1. Provide first-class products and services to the world.

2. Build a stage for employees to succeed in life.

Core values: integrity, win-win, teamwork, innovation.

Business philosophy: quality creates reputation,
service creates value!

COMPANY PROFILE

公司简介

滕州南锻数控机床有限公司是一家专注于液压机、冲床、剪板机、折弯机等机械制造的企业。我们在汽车制造、家电、五金制造、铁路制造、建筑行业、船舶制造和硬件加工等多个行业中具有广泛的应用。

我们的公司拥有一支经验丰富的专业团队，团队成员持续精益求精，追求卓越我们有一个强大的研发团队，不断创新和改进我们的产品，以适应快速变化的市场需求。我们的产品以高品质、卓越的性能和长寿命而著名。

在滕州南锻数控机床有限公司，我们自豪地致力于提供卓越的产品和服务。我们执行严格的质量控制程序，以确保每个产品符合或超出客户的期望。此外，我们提供定制解决方案，以满足特定客户的需求。

我们坚信，我们的成功与客户成功密不可分。因此，我们不断努力与客户建立牢固的关系，并为他们提供支持和指导，帮助他们实现自己的目标。

如果您对我们的产品或服务感兴趣，请立即联系我们。我们期待与您合作，并为您提供最佳的解决方案。我们的企业一直秉承着诚信、专业和创新的经营理念同时注重环保和社会责任，致力于可持续发展，为客户和社会创造更大的价值。

Nadun Machinery Manufacture Co., Ltd. is an enterprise focusing on the manufacturing of hydraulic presses, punching machines, shearing machines, Hydraulic press brake and other machinery. We have a wide range of applications in many industries such as automobile manufacturing, home appliances, hardware manufacturing, railway manufacturing, construction industry, shipbuilding and hardware processing.

Our company has an experienced and professional team, and team members continue to strive for excellence. We have a strong R&D team that constantly innovates and improves our products to adapt to the rapidly changing market needs. Our products are famous for their high quality, excellent performance and long life.

At Nadun Machinery Manufacture Co., Ltd., we are proud to be committed to providing excellent products and services. We implement strict quality control procedures to ensure that each product meets or exceeds customer expectations. In addition, we provide customized solutions to meet specific customer needs. We firmly believe that our success is inseparable from the success of our customers. Therefore, we constantly strive to build strong relationships with our customers and provide them with support and guidance to help them achieve their goals.

If you are interested in our products or services, please contact us today. We look forward to working with you and providing you with the best solutions. Our company has always been adhering to the business philosophy of integrity, professionalism and innovation, while paying attention to environmental protection and social responsibility, committed to sustainable development, and creating greater value for customers and society.



实力的象征

信誉的载体



TENGZHOU ZHONGYOU HEAVY INDUSTRY MACHINERY EQUIPMENT CO. LTD

我们的合作 伙伴
OUR PARTNER



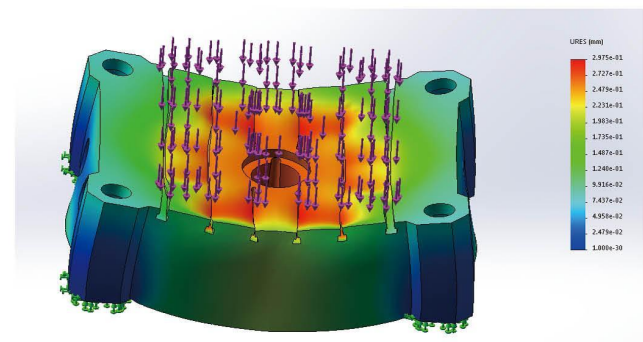

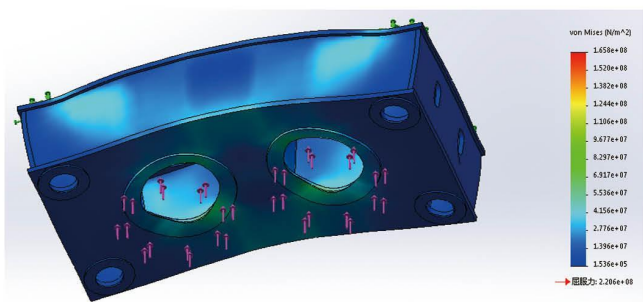
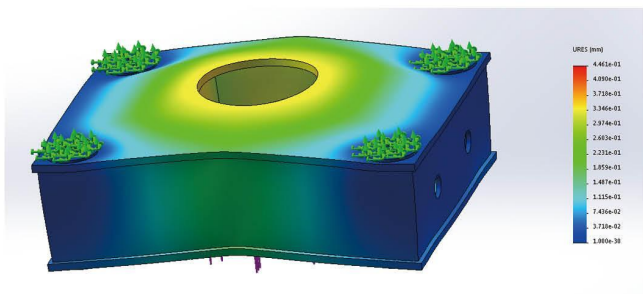
PROCESS

SECURITY
工艺保障



有限元分析技术的保障

FINITE ELEMENT ANALYSIS TECHNICAL GUARANTEE





CRAFTSMANSHIP SPIRIT SMART MACHINES
工匠精神 智造精机

企业

- 01-02 • 公司简介 Company profile
- 03 • 企业荣誉 Enterprise honor
- 04 • 合作企业 Cooperative enterprise

Enterprise

装备

- 05-06 • 工艺装备 Process equipment

Equipment

产品

- 07-38 • 主导产品 Leading Products

Product

CONTENTS
目录





07-10 YQ32系列四柱液压机
YQ32 series four column press

11-12 YD27系列单动薄板成型拉伸液压机
YD27 series single action deep drawing press

13-14 YD28系列双动薄板成型拉伸液压机
YD28 series double action deep drawing press



15-16 YQ41系列单柱液压机系列
YQ41 series C type press

17-18 YC21系列液压冲床系列
YC21 series hydraulic punch machine

19-20 框式液压机系列
H frame press



21-22 全自动粉末成型机系列
Automatic powder forming press

23-24 牛羊舔砖液压机系列
animal licking salt block press machine



25-26 彩石金属瓦四柱液压机系列
Metal roof tile forming press

27-28 复合材料四柱液压机系列
Composite material press

29-30 门面压花液压机系列
Door embossing press



31-32 龙门液压机系列
Gantry press

33-34 匣钵成型液压机
Sagger box forming press

35-36 坩埚成型液压机
Crucible forming press



37-38 专机定制系列
Professional customized press

39-40 可选配件
Optional accessories

YQ32

系列
SERIES

Four column press

四柱液压机





性能特点

四柱通用液压机机身采用三梁四柱式结构，液压系统采用插装阀集成控制，独立可靠的电控系统，具有广泛的通用性，适用于各种可塑性材料的压制加工和成型，如挤压、弯曲、折边、拉伸等；同时亦可用于各种塑料、粉末制品的压制成型。

可实现定程、定压二种成型工艺，并具有保压延时等性能，应用广泛、经济性好。

如果液压机用于落料、冲裁等工艺，应该加装冲裁缓冲装置，以消除或减轻材料冲断瞬间的冲击和噪音。



PERFORMANCE CHARACTERISTICS

The body of the four column hydraulic press machine adopts a three beam and four column structure. The hydraulic system adopts integrated control of cartridge valves. The independent and reliable electronic control system has a wide range of versatility. It is suitable for the pressing and forming of various plastic materials, such as extrusion, Bending, dismantling, stretching, etc.; at the same time, it can also be used for compression molding of various plastics and powder products.

The pressure and stroke can be adjusted, and has the function of pressure holding time delay, etc., which is widely used and economical.

压制产品


Pressed product



压印工艺
Embossing process



深度拉伸折边工艺
Deep drawing process



成型、冲裁工艺
Forming, punching process



成型、冲裁工艺
Forming, punching process



拉伸折边工艺
Deep drawing process



拉伸、折边、冲孔工艺
Deep drawing, punching hole process

主要技术参数

MAIN TECHNICAL PARAMETERS

名称	SPECIFICATION	UNIT	YQ32—63T	YQ32—100TA	YQ32—100TB	YQ32—200TA	YQ32—200TB
公称力	Nominal force	KN	630	1000	1000	2000	2000
液体最大工作压力	Max. System pressure	Mpa	25	25	25	25	25
滑块最大开口高度	Max. Open height	mm	700	800	900	1200	900
滑块最大行程	Max. Stroke of slider	mm	400	500	600	700	600
工作台有效面积	Effective table size	mm	610×500	630×550	750×700	1000×1000	800×800
滑块空程下降速度	Down speed	mm/s	180	120	120	100	100
压制速度	Pressing speed	mm/s	11~22	7~15	7~15	7~18	7~18
回程速度	Return speed	mm/s	100	120	120	70	70
顶出力	Ejection cylinder force	KN	100	200	200	400	400
顶出最大行程	Stroke of ejection cylinder	mm	160	200	200	220	220

名称	SPECIFICATION	UNIT	YQ32—315TA	YQ32—315TB	YQ32—400T	YQ32—500T	YQ32—630T
公称力	Nominal force	KN	3150	3150	4000	5000	6300
液体最大工作压力	Max. System pressure	Mpa	25	25	25	25	25
滑块最大开口高度	Max. Open height	mm	1250	1000	1250	1500	1500
滑块最大行程	Max. Stroke of slider	mm	800	600	800	900	900
工作台有效面积	Effective table size	mm	1260×1160	800×800	1260×1160	1400×1400	1600×1600
滑块空程下降速度	Down speed	mm/s	100	100	100	100	80
压制速度	Pressing speed	mm/s	7~11.5	7~11.5	5~9	8~15	6~12
回程速度	Return speed	mm/s	60	60	55	70	60
顶出力	Ejection cylinder force	KN	630	630	630	1000	1000
顶出最大行程	Stroke of ejection cylinder	mm	300	300	300	300	300

名称	SPECIFICATION	UNIT	YQ32—800T	YQ32—1000T	YQ32—1250T	YQ32—1600T
公称力	Nominal force	KN	8000	10000	12500	16000
液体最大工作压力	Max. System pressure	Mpa	25	25	25	25
滑块最大开口高度	Max. Open height	mm	1800	1600	1600	1800
滑块最大行程	Max. Stroke of slider	mm	1000	900	900	1000
工作台有效面积	Effective table size	mm	1500×1500	1500×1500	1800×1600	1600×1600
滑块空程下降速度	Down speed	mm/s	80	80	80	80
压制速度	Pressing speed	mm/s	8~17	6~13	7~15	8~17
回程速度	Return speed	mm/s	70	70	70	70
顶出力	Ejection cylinder force	KN	1000	1000	1000	1600
顶出最大行程	Stroke of ejection cylinder	mm	350	350	350	350

YD27

系列
SERIES

Single action deep drawing press

单动薄板成型 拉伸液压机





主要技术参数	SPECIFICATION	UNIT	100T	200TA	200TB	315T	500T
液体压力	Max. System pressure	Mpa	25	25	25	25	25
滑块有效行程	Max. Stroke of sliderOpening	mm	600	600	700	800	900
开口高度	Max. Open height	mm	900	900	1200	1250	1500
工作台有效面积	Effective table size	mm	750×700	800×800	1000×1000	1260×1160	1400×1400
空程下降速度	Down speed	mm/s	90	100	100	120	140
压制速度	Pressing speed	mm/s	17	14	14	11	14
回程速度	Return speed	mm/s	110	110	110	100	170
电机功率	Motor power	KW	7.5	11	11	22	22*2
液压垫顶出力	Hydraulic cushion force	T	50	60	60	100	160
顶出行程	Cushion stroke	mm	300	300	300	300	300

YD28

系列
SERIES

Double action deep drawing press

双动薄板成型 拉伸液压机



适用范围

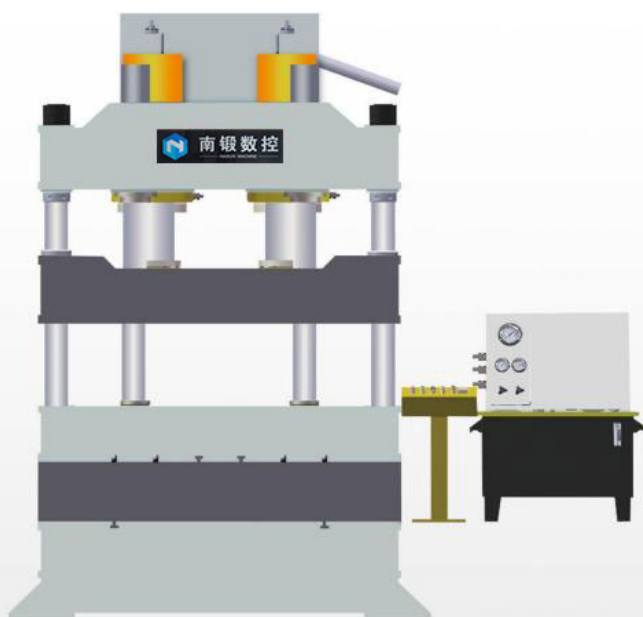
双动薄板成型拉伸液压机主要用于金属厚、薄板拉深和落料、冲裁等成型工艺，同时也具有通用液压机的常规功能，用途较为广泛。在带有液压缓冲器条件下可完成拉深后再冲裁工艺或冲裁后翻边工艺，广泛应用于汽车、摩托车、家电、石油化工、轨道交通、航空航天等各个领域，该系列液压机具有四柱和框架两种机构形式。

可以根据用户的需求配置上液压垫、微动对模装置、快速换模装置等。

SCOPE OF APPLICATION

The double action thin plate deep drawing hydraulic press is mainly used for thick and thin metal plate deep drawing and Blanking, punching and other forming processes, at the same time, it also has the conventional functions of general hydraulic presses. After deep drawing can be done with hydraulic buffer The re-punching process or the flanging process after punching is widely used in automobiles, motorcycles, Household appliances, petrochemical, rail transit, aerospace and other fields. The hydraulic press has two structural forms: four-column and H frame.

According to the needs of users, it can be equipped with Top Mounted Hydraulic Cushion , micro-moving die setting devices, and fast mould changing device, etc.



可选配附件

- ▶ 移动工作台
- ▶ 冲裁缓冲装置
- ▶ 光电保护装置
- ▶ 打料装置
- ▶ PLC可编程控制器
- ▶ 模具加热及温控装置
- ▶ 触摸式显示屏
- ▶ 液压系统加热冷却装置
- ▶ 行程、压力。数显、数控装置
- ▶ 打料装置，压边滑块，液压垫四角分别调压装置

OPTIONAL ACCESSORIES

- ▶ Movable worktable
- ▶ Punching buffer device
- ▶ Light curtains
- ▶ Knock down cylinder
- ▶ PLC controller
- ▶ Mould heating and temperature control
- ▶ Display screen
- ▶ Hydraulic system heating/cooling device
- ▶ Stroke, pressure display/ control device
- ▶ Knock down device, Crimping slider, four corners of the hydraulic cushion pressure regulating device



深度拉伸成型工艺

Deep drawing forming process



深度拉伸成型工艺

Deep drawing forming process



深度拉伸成型工艺

Deep drawing forming process

YQ41 系列

SERIES C type press
单柱 液压机





产品概述

- ▶ 具有结构刚性好，导向性能好，速度快等特点；
- ▶ 方便的手动调整机构可调整压头或上工作台在行程中任意位置压制，也可在设计行程内任意调整快进和工进行程的长短；
- ▶ 整体焊接的坚固开式结构可使机身保持足够刚性的同时拥有最方便的操作空间。

性能特点

- ▶ 采用计算机优化结构设计,单臂式机身结构,刚性好,结构简单,操作方便。
- ▶ 整机采用钢板焊接、并经壁炉回火处理。
- ▶ 液压控制采用二通插装阀集成系统,工作可靠,动作直观、维修方便。采用按钮集中控制,具有调整、手动、半自动(半自动可分为定程单次和定压单次两种工艺)三种操作方式。
- ▶ 滑块的工作压力、空载快速下行和慢速工进的行程范围均可根据工艺需要进行调整。

主要技术参数

MAIN TECHNICAL PARAMETERS

名称	SPECIFICATION	UNIT	YQ41-20	YQ41-40	YQ41-63	YQ41-100	YQ41-160	YQ41-200	YQ41-250	YQ41-315	YQ41-500
公称力	Nominal pressure	KN	200	400	630	1000	1600	2000	2500	3150	5000
有效行程	Effective stroke	mm	260	260	280	320	360	400	400	500	500
开口高度	Opening height	mm	600	600	700	700	800	1000	1000	1200	1200
喉深	Throat depth	mm	200	220	240	280	320	360	420	500	600
下行速度	Down speed	mm/s	16	19	13	10	13	15	15	50	50
回程速度	Return speed	mm/s	19	25	17	13	20	20	20	60	55
工作台左右	Table size L-R	mm	500	500	600	700	700	800	900	1050	1200
工作台前后	Table size F-B	mm	400	400	450	500	600	700	800	900	1050
落料孔直径	Blanking hole diameter	mm	80	100	120	200	200	220	220	240	240

YC21 系列 SERIES

Hydraulic punch machine

液压冲床



主要技术参数	SPECIFICATION	单位	YC21-100T	YC21-125T	YC21-160T	YC21-200T	YC21-315T
液压系统最大压力	Max system pressure	Mpa	25	25	25	25	25
最大开口高度	Max. Open height	mm	320	320	350	400	500
有效行程	Effective stroke	mm	140	140	160	180	220
工作台有效面积 (左右×前后)	Table effective area(LR X FB)	mm	1100×710	1200×720	1300×740	1400×760	1600×800
喉深	Throat depth	mm	380	380	380	400	420
滑块行程次数	Slider stroke times per minute	次/min	30	30	30	20	20
滑块尺寸 (左右×前后)	Slider size	mm	560×420	560×420	770×580	770×580	850×650
滑块模孔尺寸	Slider mould hole size	mm	60	60	65	65	70
工作台落料孔直径	Blanking hole size of table	mm	220	220	260	260	280
离地高度	Distance between floor and table	mm	870	870	870	900	920
电机	Motor	kw	7.5	11	15	18.5	30
设备自重	Weight	T	6	9	11	14.5	26
油箱容积	Oil tank capacity	L	350	400	500	700	900

结构特点

- ▶ 钢板焊接机身，刚度好，精度更稳定结构紧凑、外形美观。
- ▶ 滑块采用矩形六面体加长导轨、配青铜衬板，导向精度高。

STRUCTURE

- ▶ Steel plate welding body, good rigidity, more stable precision compact structure, beautiful appearance

- ▶ The slider adopts rectangular hexahedron to lengthen the guide rail and bronze lining plate to achieve high guiding accuracy.





性能特点

- ▶ 机身采用计算机优化设计，全钢板焊接的框架式结构，精度保持性好，液压控制采用插装阀集成系统，工作可靠，流量大，使用寿命长，系统高度集成，减少了连接管路与泄漏点。
- ▶ 采用按钮集中控制，具有调节，手动和半自动（定程单次和定压单次）三种操作方式。
- ▶ 框式采用四角八面导轨，导向精度高，抗偏载能力强，并采用集中润滑。滑块运动速度快，工作效率高。
- ▶ 滑块工作压力，空载快速下行和慢速工进的行程范围均可根据工艺需要进行调整。

PERFORMANCE CHARACTERISTICS

- ▶ The machine body adopts computer optimized design, the frame structure of all steel plate welding, good precision retention, hydraulic control adopts cartridge valve integrated system, reliable work, flow large volume, long service life, highly integrated system, reducing connecting pipelines and leakage points.
- ▶ It adopts button centralized control and has three operation modes: adjustment, manual and semi-automatic .
- ▶ The frame type adopts four-corner and eight-sided guide rails, which have high guiding precision, strong anti-eccentric load capacity, and centralized lubrication.The slider moves fast and the work efficiency is high.
- ▶ The working pressure of the slider, the stroke range of no-load fast down and slow work can be adjusted according to the process requirements.



H FRAME HYDRAULIC PRESS MACHINE

S系列 ▶ 框式液压机 Series



AUTOMATIC POWDER FORMING PRESS

S系列 ▶ 全自动粉末成型机 Series



性能特点

- ▶ 全自动粉末成型机是一种新型的液压专用设备,广泛应用于各种金属粉末、磁性粉末、陶瓷粉末、硬质合金制品、药品等的压制成型。
- ▶ 此液压机有独立的液压和电器系统,具有浮动压制,使制品成型密度得到有效控制,保护性脱模和一般性脱模两种脱模方式可供选择,电气控制采用PLC可编程控制器,液压系统采用先进的插装集成阀,保证液压机连续,频繁的稳定工作。配有油液冷却装置。采用按钮集中控制,同时装有机机械限位装置,从而保证制品的一致性。



PERFORMANCE CHARACTERISTICS

- ▶ Automatic powder forming machine is a new type of hydraulic special equipment, widely used in all kinds of metal powder, magnetic powder, ceramic powder, hard alloy products, drugs, etc.
- ▶ The hydraulic press have independent hydraulic and electric system, the floating down, make products to effectively control, forming density protective demoulding and general mold release two demoulding ways to choose from, electrical control adopts PLC programmable controller, hydraulic system adopts advanced instrumentation integrated valve, guarantee the hydraulic press for continuous, stable work frequently. Equipped with oil cooling device. Centralized button control, equipped with mechanical limit device, so as to ensure the consistency of products.



ANIMAL LICKING SALT BLOCK PRESS MACHINE

S系列 ▶ 牛羊舔砖液压机 series

性能特点

牛羊营养舔砖液压机是一种液压压块机设备，压力大，能一次成型，压制密度大，压制出的产品外观光洁美观。不同规格的产品，可以定制多套模具，实现了一机多用的目标。可以根据客户需求为客户配套整条生产线。

PERFORMANCE CHARACTERISTICS

Cow and sheep nutrition lick block hydraulic pressure machine is a kind of hydraulic block indenting machine with high pressure and can be formed at one time. The products produced by the indenting are smooth and beautiful in appearance. Different specifications of products, can be customized multiple sets of molds, to achieve the goal of multi-purpose one machine. We can support the whole production line for customers according to their needs.



主要技术参数

MAIN TECHNICAL PARAMETERS


型号 Model	吨位 Tonnage	成型盐砖重量 Salt block weight	模具 Mould	配置 Configuration
YZ-315吨	315吨	2kg-5kg	一出一或一出二可选 Press one piece at a time or two pieces at a time optional	普通选配 伺服配置可选 Ordinary/servo press optional
YZ-400吨	400吨	2kg-5kg	一出一或一出二可选 Press one piece at a time or two pieces at a time optional	普通选配 伺服配置可选 Ordinary/servo press optional
YZ-500吨	500吨	5kg-10kg	一出一或一出二可选 Press one piece at a time or two pieces at a time optional	普通选配 伺服配置可选 Ordinary/servo press optional
YZ-630吨	630吨	10kg-15kg	一出一或一出二可选 Press one piece at a time or two pieces at a time optional	普通选配 伺服配置可选 Ordinary/servo press optional
YZ-800吨	800吨	10kg-15kg	一出一或一出二可选 Press one piece at a time or two pieces at a time optional	普通选配 伺服配置可选 Ordinary/servo press optional
YZ-1000吨	1000吨	10kg-20kg	一出一或一出二可选 Press one piece at a time or two pieces at a time optional	普通选配 伺服配置可选 Ordinary/servo press optional
YZ-1200吨	1200吨	10kg-20kg	一出一或一出二可选 Press one piece at a time or two pieces at a time optional	普通选配 伺服配置可选 Ordinary/servo press optional
YZ-1500吨	1500吨	10kg-20kg	一出一或一出二可选 Press one piece at a time or two pieces at a time optional	普通选配 伺服配置可选 Ordinary/servo press optional

备注：不同的型号技术参数不同，可根据具体机型定制。



METAL ROOF TILE FORMING PRESS

S系列 ▶ 彩石金属瓦液压机





性能特点

彩石金属瓦是以镀锌板为原料，通过液压机模压成型后喷涂彩砂而成，广泛用于别墅、高层等建筑。卷料打开以后输送到裁剪机完成裁剪，再将裁剪后的片料输送到成型压机里，模压成型。最后通过机械手，将成型后瓦片码垛，整条生产线为全自动化生产，不仅节省劳动力，还将产能大大提高，生产线的裁剪步骤中，选用的是液压冲床，工作时产生的冲击力小，能更好的保证模具使用寿命，成型步骤中，瓦型为长方形，为达到产品受力均匀，模压成型选用的是315T双缸液压机，机器用PLC控制，便于衔接前序自动上料和后续成品码垛，顺利达到精准高效的目的。成型液压机也可以直接配合人工操作送料来使用。



PERFORMANCE CHARACTERISTICS

Stone coated metal roof tile is made of galvanized sheet, which is molded by hydraulic press and then sprayed with colored sand. It is widely used in villas, high-rise buildings and other buildings. After the coil is opened, it is transported to the cutting machine. After the cutting is completed, the cut pieces are transported to the forming press for molding. Finally, the formed tiles are stacked by the manipulator, and the whole production line is a fully automated production line, not only saves labor, but also greatly improves the production capacity. In the cutting step of the production line, a hydraulic punch is used, which produces a small impact during work and can better ensure the mold. It has a service life. In the molding process, the tile shape is rectangular. In order to achieve uniform force on the product, a 315T double-cylinder hydraulic press is used for molding. The machine is controlled by PLC, which is convenient for positioning. The automatic loading of the previous sequence and the palletizing of the subsequent finished products successfully achieve the goal of precision and efficiency. The forming hydraulic press can also be used directly with manual feeding.



COMPOSITE MATERIAL PRESS

S系列 ▶ 复合材料液压机 Series



性能特点

用途该系列液压机主要适用于 SMC BMC DMC MT FT - D 等塑料(玻璃钢)制品的压制成型工艺,有四柱式和框架式二种玻璃钢制品液压机,专用高强度机身结构。具有滑块空程快下、可控的多段预压、加压,微开模、温度控制等功能。


该系列液压机是航空航天,轨道交通、船舶、汽车、建筑,石化,能源电子,文体等工业领域玻璃钢制品制造的关键装备。




玻璃钢化粪池
Fiberglass septic tank



玻璃钢保温水箱
FRP insulation water tank



复合材料漏粪板
Composite manure leakage board



PERFORMANCE CHARACTERISTICS

This series of hydraulic press is mainly suitable for SMC, BMC, DMC, MT FT - D and other plastic (glass fiber reinforced plastic) products pressing molding process, there are four column type and frame type two kinds of glass fiber reinforced plastic products hydraulic press, special high strength body structure. It has the functions of sliding block empty path fast down, controllable multi-stage preloading, pressure, micro open mold, temperature control and so on.

This series of hydraulic press is the key equipment for FRP products manufacturing in aerospace, rail transit, shipbuilding, automobile, construction, petrochemical, energy electronics, sports and other industrial fields.



垃圾桶
The trash



风机
fan



圆形复合材料树脂井盖
Round composite resin
manhole cover

DOOR EMBOSSING PRESS

S系列 ▶ 门面压花液压机 Series



主要技术参数

MAIN TECHNICAL PARAMETERS

型号 Model	台面尺寸 Table size	行程 Stroke	开口 Open height
YM-1600T	2000 × 1300	400	500
YM-2000T	2500 × 1500	400	500
YM-3000T	2500 × 1500	400	500
YM-3600T	2500 × 1500	400	500
YM-5000T	3200 × 2000	500	600
YM-6000T	3200 × 2000	500	600
YM-8000T	4200 × 2200	500	600
YM-10000T	4600 × 2500	500	600
YM-12000T	4800 × 2600	500	600

性能特点

本机是防盗门、钢门、室内门成型专用液压机,适用于各大防盗门生产厂家和钢材批发市场,冲压各种花型防盗门面板,不锈钢门板,室内门门板,它具有快速,安全可靠,节约能源,产品美观,成本低等优点。工作压力,压制速度,行程均可根据工艺需要在规定的参数范围内调节。本机具有独立的动力机构和电气系统,并采用按钮集中控制,可实现手动,半自动,自动三种操作方式。可实现定压及定程两种压制方式。

PERFORMANCE CHARACTERISTICS


This machine is a special hydraulic machine for anti-theft door, steel door and indoor door molding. It is suitable for various anti-theft door manufacturers and steel wholesale market to press various anti-theft door panels, stainless steel door panels and indoor door panels. It has the advantages of fast, safe and reliable, energy saving, beautiful products and low cost. Working pressure, pressing speed and stroke can be adjusted in the specified parameter range according to the process needs. This machine has independent power mechanism and electrical system, and adopts centralized control button, which can realize manual, semi-automatic and automatic operation mode. It can realize two pressing methods of constant pressure and constant path.



GANTRY PRESS

S系列 ▶ 龙门液压机

Series



用途特点

本机器可预设压力；
可做生产加工使用；
校正变形工件；
拆装各种紧配合零部件；
各类板材型材的校正压印。

USE CHARACTERISTICS

The machine can be preset pressure;
Can be used for production and processing;
Correction of deformed workpiece;
Disassembly and assembly of various tightly
matched parts;
Calibration of various sheet metal profiles.



主要技术参数

MAIN TECHNICAL PARAMETERS

型号名称	MODEL	UNIT	YM-20	YM-40	YM-63	YM-100
公称力	Nominal force	KN	200	400	630	1000
液压系统最大压力	Max system pressure	Mpa	31.5	31.5	31.5	31.5
开口	Open height	mm	560	560	560	600
行程	Stroke	mm	200	200	220	220
工作台有效面积 (左右×前后)	Table effective area	mm	450×400	500×400	500×400	600×550
落料孔直径	Blanking hole diameter	mm	Φ60	Φ80	Φ100	Φ140

SAGGER BOX FORMING PRESS

S系列 ▶ 匣钵成型液压机
Series



性能特点

伺服控制系统不仅噪音低，节能环保，且安装有集中控制面板，面板布置有必要的操作按钮和选择开关，通过简单的按钮操作即可轻松控制液压机的工作、设备压力的大小、压制时间及保压过程，提高了成型的精度，可全程监控产品压制过程，实现设备的自动化控制。

The servo control system not only has low noise, energy saving and environmental protection, but also has a centralized control system Control panel, the panel layout has the necessary operation buttons and selection switches, through Simple button operation can easily control the work of hydraulic press and equipment pressure, pressing time and pressure holding process improve the forming accuracy, the whole process of product pressing is monitored to realize automatic control of equipment.






匣钵技术参数

MAIN TECHNICAL PARAMETERS

参数名称	PARAMETER	UNIT	500T	630T	800T	1000TA	1000TB
机器公称力	Nominal force	KN	5000	6300	8000	10000	1000
匣钵尺寸	Sagger box	mm	355*355*150	355*355*210	360*360*230	400*400*260	500*500*400
匣钵壁厚	Sagger box thickness	mm	15	15	20	25	30

CRUCIBLE FORMING PRESS

S系列 ▶ 坩埚成型液压机 Series



性能特点

坩埚产品工艺需要热压，专机专用，坩埚成型液压机配合专业的定制模具进行加热，根据客户的配方或用途，成品密度可高达1.7-1.9，压制出来的产品表面光滑，外观精美。

The crucible product process requires hot pressing, need a customized press. The crucible forming hydraulic machine is heated with a professional custom mold. According to the customer's formula or application, the finished product density can be as high as 1.7-1.9. The pressed product has a smooth surface and a beautiful appearance.



坩埚技术参数

MAIN TECHNICAL PARAMETERS

参数名称	PARAMETER	UNIT	315T	500T	630T	1200T	2000T	3000T
机器公称力	Nominal force	KN	3150	5000	6300	12000	20000	30000
坩埚直径	Crucible diameter	mm	520	500	500	400	500	600
坩埚高度	Crucible height	mm	260	300	400	900	900	1200

PROFESSIONAL CUSTOMIZED PRESS

S系列 ▶ 专机定制
Series



卧式 Horizontal hydraulic press
液压机



防火板 Special hydraulic press
专用液压机 for fireproof board



下顶式 Up stroke press
液压机



多功能 Multifunctional hydraulic press
液压机



侧缸 Side cylinder
连体四柱 Siamese four posts



压胎机
Solid tire press machine



Horizontal press
卧式四柱液压机

OPTIONAL ACCESSORIES

▶ 可选配件



水冷却装置器
Cooling device



风冷散热器
Air-cooled radiator




触摸屏
Touch screen





液压安全栓
Slider safety lock



可移动工作台
Movable table



光电保护
Light curtain



滕州南锻数控机床有限公司

地址:山东省滕州市经济开发区兴业路219号

网址:www.nadunmachines.com/www.nadunmachinery.com

电话:+8613606325020 邮箱:caroline@nadunmachine.com

服务热线:400-060-7787

邮编:277500

NADUN MACHINERY MANUFACTURE CO., LTD.

Add :No.219,Xingye North Road,Economic DevelopmentZone
Tengzhou City Shandong Province China

Web :www.nadunmachines.com/www.nadunmachinery.com

Tel :+8613606325020

Email:caroline@nadunmachine.com

P.C:277500