




**Zhongshan Kangdebao (KDB) Rehabilitation Equipment Co.,Ltd.**

 0760-22826097 +86-13189287424

 alex-wang@kdbcommodechair.com

# Company Profile

Zhongshan Kangdebao Rehabilitation Equipment Co., Ltd. specializes in designing, developing, and producing healthcare aids such as com-mode chairs, shower chairs, bed rails, and handrails. Our products are widely sold on major e-commerce platforms like Amazon, eBay, AliExpress, and Shopify. We have worked with over 300 brands worldwide, known for our innovative designs, powerful features, and reliable safety, earning high praise from our customers.

We offer OEM and ODM services, providing efficient and tailored solutions to meet the needs of different markets. At Kangdebao, we prioritize our customers and strive to meet the diverse demands of the global market.



## **Factory Overview**

With 12 years of experience in developing rehabilitation equipment, we have over 110 employees, 500+ products, and more than 10 R&D patents.



## **300+ Brands Cooperation**

We help more than 300 brands around the world with product design and development.



## **Perfect pre-sale and after-sale service**


ISO 13485 certified, with strict QC inspections for every step. Our products are FDA and MDMA certified. We offer attentive after-sales service with one-on-one tracking.



## **High quality R&D team**

3 days to produce drawings, 15 days to produce samples, 30 days to ship.

# Patents & Certificates






# Professional Testing Equipment



**HIGH TEMPERATURE  
BREAKING STRENGTH TEST**




**SEAT IMPACT TESTING  
MACHINE**



**SEAT/ARMREST FATIGUE  
TESTING MACHINE**



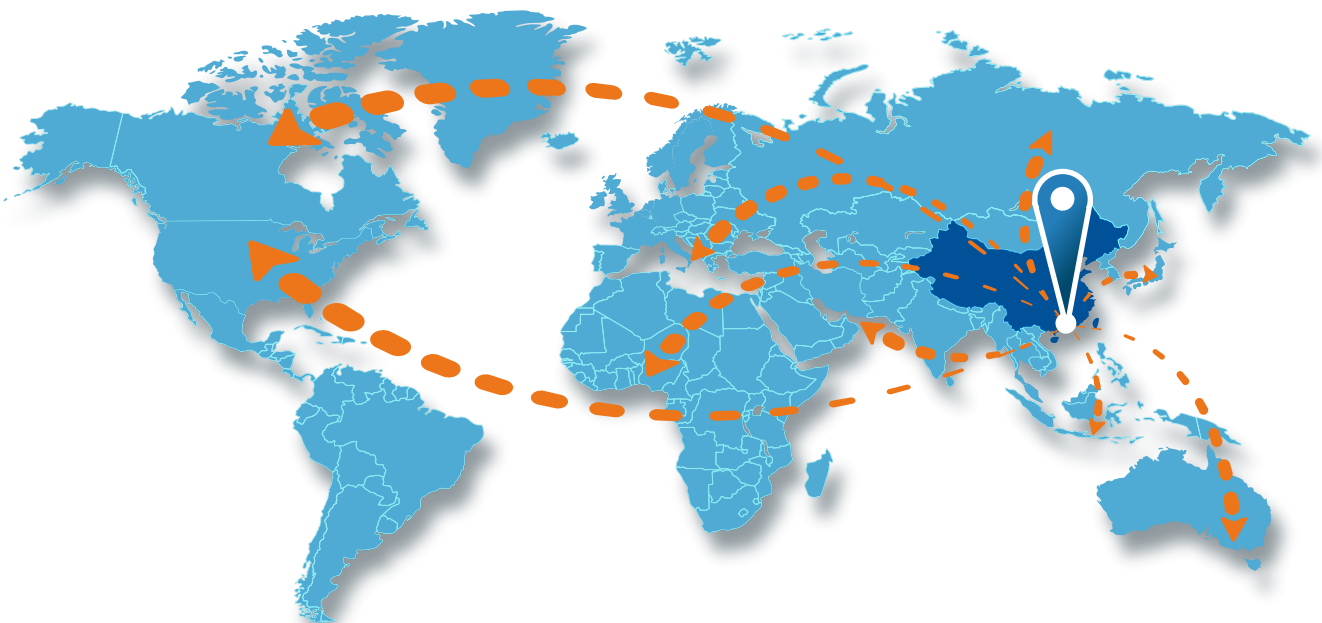
**SALT SPRAY TESTING  
MACHINE**



**ROAD RUNNING TEST  
MACHINE**



**LOW TEMPRATURE  
TESTING MACHINE**



Contempo products are exported to more than 50 countries and regions worldwide.




## KDB601A01FT

### [Product Details]

- Carbon steel frame, black lacquer finish
- Eco-friendly non-toxic and non-irritating PE material sitting board
- Height adjustable

T.W(cm)	T.H(cm)	S.W(cm)	S.D(cm)	Load Capacity (KG)	NW   GW KG	Packing Size (CM)
77	73.5-83.5	60.5	50	200	8.32/9.26	51*23*71.5



Extra wide seat design



Height adjustable



Flexible foam handrail



## KDB697E01LY04

### [Product Details]

- Aluminum frame, high-gloss white surface process
- PE seat plate + PE gray armrests
- 3-in-1 potty chair with removable seat panels
- Height adjustable

T.W(cm)	T.H(cm)	S.W(cm)	S.D(cm)	Load Capacity (KG)	NW   GW KG	Packing Size (CM)
70-72	69.5-79.5	42.5	43.5	125	3.7/4.645	65*58*34.5



Removable seat plate



Height adjustable



Toilet Bowl Booster



## KDB699B01LP12

### [Product Details]

- Aluminum frame, bright silver finish
- EVA seat and back design, comfortable and waterproof
- Overall frame folding design
- Foldable footrest

T.W(cm)	T.H(cm)	S.W(cm)	S.D(cm)	Load Capacity (KG)	NW   GW KG	Packing Size (CM)
62	94	46	50	125	9.48/11.61	87*25*60



Can be used with toilet



Overall frame folding design



Foldable footrest



## KDB699E03LP05

### [Product Details]

- Aluminum frame, bright silver finish
- EVA seat + EVA backrest
- Overall frame folding design
- Foldable footrest

T.W(cm)	T.H(cm)	S.W(cm)	S.D(cm)	Load Capacity (KG)	NW   GW KG	Packing Size (CM)
63.5	95	46	51.5	125	10.26/12.18	79*32.5*59



Detachable toilet



Overall frame folding design



Armrest with brake





## KDB698A01LG04

### [Product Details]

- Aluminum frame with sandblasted bright silver finish
- Enlarged curved blow-molded backrest with non-slip surface pattern
- Environmentally friendly, non-toxic and non-irritating EVA cushion
- Footrests and armrests can be folded up

T.W(cm)	T.H(cm)	S.W(cm)	S.D(cm)	Load Capacity (KG)	NW I GW KG	Packing Size (CM)
60	100	53	44	125	8.96/12.24	73*59*37



Armrests can be turned up



Removable EVA cushion



Foldable footrest

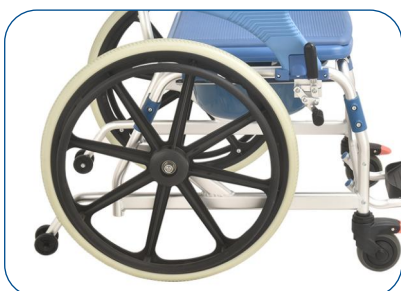


## KDB698B01LG22

### [Product Details]

- Aluminum frame with sandblasted bright silver finish
- Enlarged curved blow-molded backrest with non-slip surface pattern
- Environmentally friendly, non-toxic and non-irritating EVA cushion
- Footrests and armrests can be folded up

T.W(cm)	T.H(cm)	S.W(cm)	S.D(cm)	Load Capacity (KG)	NW I GW KG	Packing Size (CM)
70	100	53	44	125	12.96/16.57	76*44*61



Rear 22" directional wheels



Armrests can be turned up



For use with toilet



## KDB698C01LF04

### [Product Details]

- Aluminum frame with white lacquer finish
- PE seat plate+EVA cushion+PE armrest+PE backrest
- Armrests and footrests can be turned up

T.W(cm)	T.H(cm)	S.W(cm)	S.D(cm)	Load Capacity (KG)	NW   GW KG	Packing Size (CM)
60.5	102.5	53	44	125	10.93/13.73	76*44*61



Ergonomic U-shaped sitting board



Armrests can be turned up



Adjustable footrest height



## KDB698D01LF22

### [Product Details]

- Aluminum frame with white lacquer finish
- PE seat plate+EVA cushion+PE armrest+PE backrest
- Armrests and footrests can be turned up

T.W(cm)	T.H(cm)	S.W(cm)	S.D(cm)	Load Capacity (KG)	NW   GW KG	Packing Size (CM)
70	98	53	44	125	13.61/15.84	76*44*61



Rear 22" directional wheels



Armrests can be turned up



Elbow Brake





## KDB697A01LY04

### 【Product Details】

- Aluminum frame with matte silver finish
- PE backrest + PVC soft seat plate
- Anti-forward-flip footrest and foldable

T.W(cm)	T.H(cm)	S.W(cm)	S.D(cm)	Load Capacity (KG)	NW   GW KG	Packing Size (CM)
58	92	47	51	125	6.93/9.22	55.5*20*77.5



Anti-flip footrest



Removable U-shaped cushion



Waterproof PE Backrest



## KDB697B03LY04

### 【Product Details】

- Aluminum frame with matte silver finish
- PE backrest + PVC soft seat plate
- Anti-forward-flip footrest and foldable
- Armrests can be turned up

T.W(cm)	T.H(cm)	S.W(cm)	S.D(cm)	Load Capacity (KG)	NW   GW KG	Packing Size (CM)
59	99	47.5	43	125	7.92/9.8	55*20*64



Rear 22" directional wheels



Anti-flip footrest



Waterproof PE Backrest



## KDB697E01LY04

20"

22"

### [Product Details]

- Aluminum frame with matte silver finish
- PE backrest + PVC soft seat plate
- Armrests and footrests can be folded up

T.W(cm)	T.H(cm)	S.W(cm)	S.D(cm)	Load Capacity (KG)	NW   GW KG	Packing Size (CM)
72.5	101	51.5	44	125	11.79/14.01	51*20*71



Armrests can be turned up



Footrest can be turned up



Enlarge the toilet bowl



## KDB697E02LY04

20"

22"

### [Product Details]

- Aluminum frame with matte silver finish
- PE backrest + PVC soft seat plate
- Anti-forward-flip footrest and foldable

T.W(cm)	T.H(cm)	S.W(cm)	S.D(cm)	Load Capacity (KG)	NW   GW KG	Packing Size (CM)
67.5	99	56.5	43	125	11.79/14.01	55*20*64



Armrests can be turned up



Footrest can be turned up



Enlarge the toilet bowl



## KDB691A01LF05 18" 20" 22"


### 【Product Details】

- Aluminum frame, white lacquer finish
- PU material mother and child sitting board
- Removable footrest, armrest can be upturned


T.W(cm)	T.H(cm)	S.W(cm)	S.D(cm)	Load Capacity (KG)	NW / GW KG	Packing Size (CM)
57	93.5-98.5	46	43	125	11.79/14.01	51*20*71



Material can be customized



Armrests can be turned up



PP material backrest



## KDB691A01LF22 18" 20" 22"

### 【Product Details】

- Aluminum frame with matte silver finish
- Non-toxic and non-irritating PU cushion
- Removable footrest, armrest can be upturned


T.W(cm)	T.H(cm)	S.W(cm)	S.D(cm)	Load Capacity (KG)	NW / GW KG	Packing Size (CM)
63	91	46	43	125	15.78/18.08	68*62*22



Rear 22" directional wheels



Armrests can be turned up



PP material backrest













## KDB691D01LF05 MAX:200KG

### [Product Details]

- Aluminum frame, white lacquer finish
- PU backrest and cushion
- Removable footrest, armrest can be upturned

						
T.W(cm)	T.H(cm)	S.W(cm)	S.D(cm)	Load Capacity (KG)	KG	Packing Size (CM)
72	93.5-98.5	61	43	200	12.88/14.58	70*62*34



Armrests can be turned up



Footrest can be turned up










5" mute universal wheel with brake




## KDB691D01LF022 MAX:200KG

### [Product Details]

- Aluminum frame, white lacquer finish
- PU backrest and cushion
- Removable footrest, armrest can be upturned

						
T.W(cm)	T.H(cm)	S.W(cm)	S.D(cm)	Load Capacity (KG)	KG	Packing Size (CM)
81.5	91	61	43	200	16.08/18.12	70*62*34



Armrests can be turned up



Footrest can be turned up



Rear 22" directional wheels

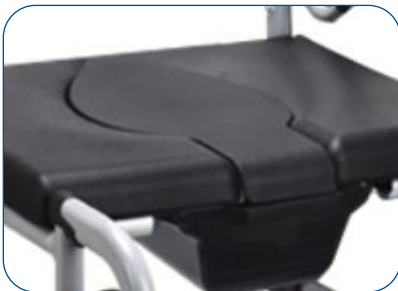


## KDB691E01LF05 20" 22"

### [Product Details]

- Aluminum frame, gray lacquer finish
- Enlarged curved blow-molded backrest with non-slip surface pattern
- PE backrest+PE armrest+PU seat plate

T.W(cm)	T.H(cm)	S.W(cm)	S.D(cm)	Load Capacity (KG)	NW   GW KG	Packing Size (CM)
62	94.5	52	43	125	12.48/14.54	68*62*22



PU seat material



Height-adjustable footrest



Armrests can be turned up



## KDB691E01LF22 20" 22"

### [Product Details]

- Aluminum frame, flash gray baked enamel finish
- PE backrest+PE armrest+PU seat plate
- Armrests can be upturned, footrests can be folded


T.W(cm)	T.H(cm)	S.W(cm)	S.D(cm)	Load Capacity (KG)	NW   GW KG	Packing Size (CM)
63	91	46	43	125	15.78/18.08	70*62*34



Rear 22" directional wheels



Footrest can be turned up



Armrests can be turned up