



来图来样定制加工厂 / OEM and ODM Factory

钢珠滚轮系列 - 球头柱塞系列 - 弹簧柱塞系列 - 旋钮柱塞系列 - 缓冲螺栓系列



精确每个数据，控制好每个过程
Accurate every Data, Control every Process

add: 广东省东莞市长安镇乌沙兴三路17号

<https://www.fazcwj.com>

TEL: +86 769-85303229

E-mail: jennyguo@fazcwj.com



扫一扫了解更多信息

正
辰

F
A
配
件
工
厂

zhengchen

正辰五金 产品画册

GENUINE METAL
PRODUCT ALBUM

东莞市正辰五金有限公司位于中国制造业名镇--广东省东莞市长安镇。正辰五金是集各种自动化零配件生产销售为一体，产品有：钢珠滚轮、波珠螺丝、球头柱塞、定位万向滚轮，各种定位柱塞和系列滚轮输送组件。

东莞市正辰五金有限公司自2002年成立以来本着质量第一，顾客至上的经营理念，一直以来深受各界人士好评，现已发展成为广东省自动化设备生产零配件行业先驱企业之一。正辰五金经营品种齐全、价格合理，

本公司开设自主创新研发部，自主研发各种波珠螺丝，弹簧柱塞，球头柱塞，定位碰珠、万向滚轮组件等各种定位产品，拥有丰富的制造经验。波珠螺丝具有精确的端面压力，易于安装，更长的弹簧使用寿命，通过尽可能缩小衬套插销头厚度，这样当然就能减少弹簧的疲劳而增加其使用寿命。统一球头凸出高度，使波珠螺丝是在螺牙内部装设弹箭，使内部珠子销子设定预压力，上下行程运动的产品。是我国各种机械输往欧、日、美国的最佳零配件。



CONTENS

目录

弹簧柱塞系列	01
球头柱塞系列	29
旋钮柱塞系列	54
动向裸杆系列	87
钢珠滚轮系列	117
止动螺丝系列	130
特殊螺丝系列	142
调整螺栓系列	162
等高螺丝系列	176
支柱系列	185
螺母垫圈系列	195
定位销系列	213
铰链销系列	238
悬臂销系列	252
导向轴系列	284
固定环系列	302



- ◆ 宗旨：以质量为生命，视服务为灵魂
- ◆ 激情：激情创业，积极创新，持续改进
- ◆ 合作：打造具大局意识，协作精神与服务精神的团队
- ◆ 分享：与客户分享价值，与团队分享成果



弹簧柱塞系列

Spring Plunger



ZHENGCHEN HARDWARE

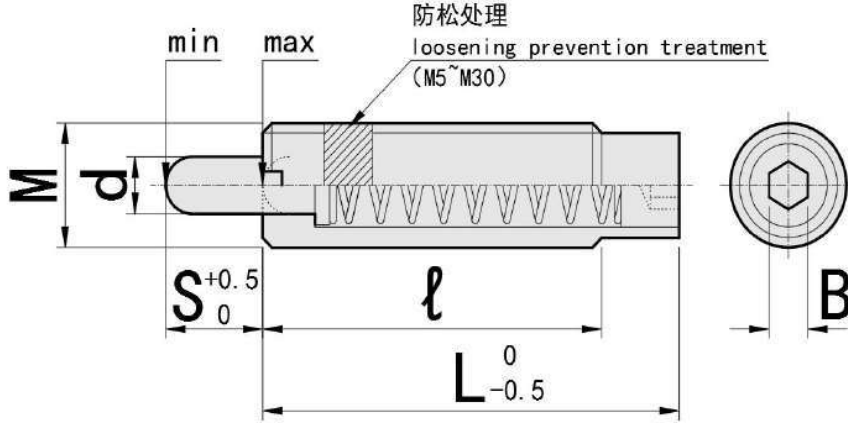


- 弹簧柱塞
- Spring Plungers

型号实例	型式 Type+M - S
例如	ZPJH 10 - 10

Part Number	Type+M - S
order	ZPJH 10 - 10

- [!] M3、M4规格未进行防松动处理。
- [!] Thread-locking adhesive is not applied on M3 and M4.
- [!] 负载min.表示初始负载，max.表示凸销最大压入限度时的负载。
- [!] Min. is the initial load, and max. is the load when the tip is fully compressed.



材质对照表(Materials)									
负载分类 Load Category		标准型 Standard	主体Main Body			销Pin			弹簧Spring
			材质 Material	硬度 Hardness	表面处理 Surface Treatment	材质 Material	硬度 Hardness	表面处理 Surface Treatment	材质 Material
钢制凸销 Steel Nose	超轻载 Ultra Light Load	ZPJS	S45C	29~35HRC	发黑 Black Oxide	S45C	57~63HRC	光泽镀锌 Trivalent Chromate	SWP-B
	轻载 Light Load	ZPJL	S45C	29~35HRC	发黑 Black Oxide	S45C	57~63HRC	光泽镀锌 Trivalent Chromate	SWP-B
	重载 Heavy Load	ZPJH	S45C	29~35HRC	发黑 Black Oxide	S45C	57~63HRC	发黑 Black Oxide	SWP-B
	超重载 Extra Heavy Load	ZPJX	S45C	29~35HRC	镀镍 Nickel Plating	S45C	57~63HRC	发黑 Black Oxide	SWP-B

材质对照表(Materials)									
负载分类 Load Category		不防松型 No Thread Locking	主体Main Body			销Pin			弹簧Spring
			材质 Material	硬度 Hardness	表面处理 Surface Treatment	材质 Material	硬度 Hardness	表面处理 Surface Treatment	材质 Material
钢制凸销 Steel Nose	超轻载 Ultra Light Load	ZPJS-N	S45C	29~35HRC	发黑 Black Oxide	S45C	57~63HRC	光泽镀锌 Trivalent Chromate	SWP-B
	轻载 Light Load	ZPJL-N	S45C	29~35HRC	发黑 Black Oxide	S45C	57~63HRC	光泽镀锌 Trivalent Chromate	SWP-B
	重载 Heavy Load	ZPJH-N	S45C	29~35HRC	发黑 Black Oxide	S45C	57~63HRC	发黑 Black Oxide	SWP-B
	超重载 Extra Heavy Load	ZPJX-N	S45C	29~35HRC	镀镍 Nickel Plating	S45C	57~63HRC	发黑 Black Oxide	SWP-B



- 弹簧柱塞
- Spring Plungers

型号实例	型式 Type+M - S
例如	ZPJH 10 - 10

Part Number	Type+M - S
order	ZPJH 10 - 10

- [!] M3、M4规格未进行防松动处理。
- [!] Thread-locking adhesive is not applied on M3 and M4.
- [!] 负载min.表示初始负载，max.表示凸销最大压入限度时的负载。
- [!] Min. is the initial load, and max. is the load when the tip is fully compressed.

参数对照表(Specifications)															
型式 Part Number			d	ℓ	L		B	超轻载/N Ultra Light Load		轻载/N Light Load		重载/N Heavy Load		超重载/N Extra Heavy Load	
Type	M	S			超轻载/轻载/重载 Ultra Light / Light / Heavy Load	超重载 Extra Heavy Load		min.	max.	min.	max.	min.	max.	min.	max.
ZPJS ZPJL ZPJH ZPJX ZPJS-N ZPJL-N ZPJH-N ZPJX-N	3	1.5	1.1	10(15)	10	15	0.9	0.05	0.32	0.44	1.6	0.9	4.2	2.5	5.1
	3	3	1.1	15(20)	15	20	0.9	0.09	0.32	0.29	1.0	1.1	4.9	2.5	6.8
	4	2	1.6	15(24)	15	24	1.3	0.23	0.65	0.9	4.1	1.9	8.7	6.2	15.3
	4	4	1.6	24	24	24	1.3	0.24	0.65	0.7	2.2	0.29	8.3	4.8	15.0
	5	3	2.0	20(27)	20	27	1.5	0.74	2.95	1.5	9.8	2.0	22.5	11.0	30.4
	5	5	2.0	27(39)	27	39	1.5	0.72	2.95	1.6	10.4	2.5	23.4	11.6	31.5
	6	3	2.5	25(30)	25	30	2	0.85	3.2	3.4	10.4	12.5	33.8	17.2	46.6
	6	5	2.5	30(36)	30	36	2	0.85	3.2	1.9	9.7	6.2	32.6	16.8	47.4
	6	10	2.5	30	39	/	2	/	/	1.5	10.9	5.0	32.7	/	/
	8	3	3.1	25(27)	25	27	2.5	0.9	3.3	3.5	9.4	11.7	31.2	28.1	56.9
	8	5	3.1	27(30)	27	35	2.5	0.9	3.3	2.9	9.6	8.3	31.9	10.5	39.9
	8	10	3.1	30	43	/	2.5	/	/	3.1	11.2	8.4	36.4	/	/
	10	5	3.8	30	30	35	3	1.9	4.7	2.8	14.1	11.4	51.0	17.0	73.7
	10	10	3.8	30	43	53	3	1.7	4.7	2.9	14.6	9.5	60.8	13.7	75.5
	10	15	3.8	30	58	/	3	/	/	3.4	17.0	7.2	57.3	/	/
	12	5	5.5	30(35)	30	43	4	1.5	4.7	3.5	17.1	5.6	41.0	35.3	107.9
	12	10	5.5	35	43	58	4	1.3	5.9	2.5	21.1	5.2	55.9	12.7	107.9
	12	15	5.5	35	51	78	4	1.6	5.9	2.3	19.4	5.1	53.6	16.7	140.2
	12	20	5.5	35	78	/	4	/	/	4.1	22.5	8.7	56.1	/	/
	16	10	8	35	60	60	5	1.7	12.8	12.1	38.0	26.5	78.0	29.6	157.9
	16	15	8	35	60	70	5	1.7	12.8	9.7	39.7	14.2	79.4	10.0	142.2
	16	20	8	35	85	90	5	1.7	12.8	8.6	40.1	16.8	80.4	4.3	146.1
	16	30	8	35	125	125	5	/	/	17	38	19.8	81.2	5.2	140.7
	16	40	8	35	125	/	5	/	/	5.5	41.2	7.6	84.3	/	/
	16	50	8	35	155	/	5	/	/	4.4	48.3	7.5	78.8	/	/
	16	60	8	35	159	/	5	/	/	4.1	49.6	6.4	78.1	/	/
	16	70	8	35	185	/	5	/	/	3.1	55.7	4.3	95	/	/
	16	80	8	35	185	/	5	/	/	2.5	51.3	3.2	103.5	/	/
	20	15	10	45	60	80	6	/	/	14.4	79.4	22.5	147.1	14.5	274.6
	20	20	10	45	72	/	6	/	/	13.9	83.4	23	157.9	/	/
	20	30	10	45	96	/	6	/	/	13.6	88.3	18.6	154	/	/
	20	40	10	45	120	/	6	/	/	13.4	109.8	26.8	195.1	/	/
	24	7	10	45	60	/	10	/	/	27.8	65.9	40.7	127.9	/	/
24	15	10	45	60	84	10	/	/	25.5	106.9	46.9	226.5	55.1	375.2	
24	20	10	45	75	/	10	/	/	15.3	101	43.1	224.6	/	/	
24	30	10	45	100	/	10	/	/	19.1	100.0	47.8	231.4	/	/	
24	40	10	45	124	/	10	/	/	17.1	98.1	44.1	225.5	/	/	
30	15	14	45	66	/	14	/	/	9.3	104.4	32.4	259.9	/	/	
30	20	14	45	78	/	14	/	/	55.2	156.9	72.6	356.5	/	/	
30	30	14	45	100	/	14	/	/	28.4	128.3	41.6	290.3	/	/	
30	40	14	45	123	/	14	/	/	14.7	109.2	44.4	303	/	/	

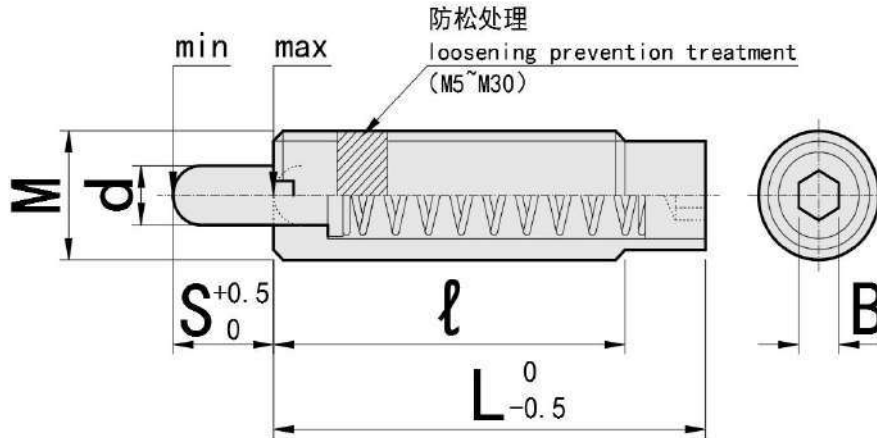


- 弹簧柱塞
- Spring Plungers

型号实例	型式 Type+M - S
例如	ZNPJH10 - 10

Part Number	Type+M - S
order	ZNPJH10 - 10

- [!] M3、M4规格未进行防松动处理。
- [!] Thread-locking adhesive is not applied on M3 and M4.
- [!] 负载min.表示初始负载，max.表示凸销最大压入限度时的负载。
- [!] Min. is the initial load, and max. is the load when the tip is fully compressed.



材质对照表(Materials)								
负载分类 Load Category	标准型 Standard	不防松型 No Thread Locking	主体Main Body			销Pin	弹簧Spring	
			材质 Material	硬度 Hardness	表面处理 Surface Treatment	材质 Material	材质 Material	
树脂凸销 Plastic Tip	超轻载Ultra Light Load	ZNPJS	ZNPJS-N	S45C	29~35HRC	发黑Black Oxide	聚缩醛Polyacetal	SWP-B
	轻载Light Load	ZNPJL	ZNPJL-N	S45C	29~35HRC	发黑Black Oxide	聚缩醛Polyacetal	SWP-B
	重载Heavy Load	ZNPJH	ZNPJH-N	S45C	29~35HRC	发黑Black Oxide	聚缩醛Polyacetal	SWP-B
	超重载Extra Heavy Load	ZNPJX	ZNPJX-N	S45C	29~35HRC	镀镍Nickel Plating	聚缩醛Polyacetal	SWP-B

参数对照表(Specifications)															
型式 Part Number			d	l	L		B	超轻载/N Ultra Light Load		轻载/N Light Load		重载/N Heavy Load		超重载/N Extra Heavy Load	
Type	M	S			超轻载/轻载/重载 Ultra Light / Light / Heavy Load	超重载 Extra Heavy Load		min.	max.	min.	max.	min.	max.	min.	max.
ZNPJS ZNPJL ZNPJH ZNPJX	3	1.5	1.1	10(15)	10	15	0.9	0.05	0.32	0.44	1.6	0.9	4.2	2.5	5.1
	3	3	1.1	15(20)	15	20	0.9	0.09	0.32	0.29	1.0	1.1	4.9	2.5	6.8
	4	2	1.6	15(24)	15	24	1.3	0.23	0.65	0.9	4.1	1.9	8.7	6.2	15.3
	4	4	1.6	24	24	24	1.3	0.24	0.65	0.7	2.2	0.29	8.3	4.8	15.0
	5	3	2.0	20(27)	20	27	1.5	0.74	2.95	1.5	9.8	2.0	22.5	11.0	30.4
	5	5	2.0	27(39)	27	39	1.5	0.72	2.95	1.6	10.4	2.5	23.4	11.6	31.5
	6	3	2.5	25(30)	25	30	2	0.85	3.2	3.4	10.4	12.5	33.8	17.2	46.6
	6	5	2.5	30(36)	30	36	2	0.85	3.2	1.9	9.7	6.2	32.6	16.8	47.4
	8	3	3.1	25(27)	25	27	2.5	0.9	3.3	3.5	9.4	11.7	31.2	28.1	56.9
	8	5	3.1	27(30)	27	35	2.5	0.9	3.3	2.9	9.6	8.3	31.9	10.5	39.9
ZNPJS-N ZNPJL-N ZNPJH-N ZNPJX-N	10	5	3.8	30	30	35	3	1.9	4.7	2.8	14.1	11.4	51.0	17.0	73.7
	10	10	3.8	30	43	53	3	1.7	4.7	2.9	14.6	9.5	60.8	13.7	75.5
	12	5	5.5	30(35)	30	43	4	1.5	4.7	3.5	17.1	5.6	41.0	35.3	107.9
	12	10	5.5	35	43	58	4	1.3	5.9	2.5	21.1	5.2	55.9	12.7	107.9
	12	15	5.5	35	51	78	4	1.6	5.9	2.3	19.4	5.1	53.6	16.7	140.2
	16	10	8	35	60	60	5	1.7	12.8	12.1	38.0	26.5	78.0	29.6	157.9
	16	15	8	35	60	70	5	1.7	12.8	9.7	39.7	14.2	79.4	10.0	142.2
	16	20	8	35	85	90	5	1.7	12.8	8.6	40.1	16.8	80.4	4.3	146.1
	16	30	8	35	125	125	5	/	/	17.0	38.0	19.8	81.2	5.2	140.7
	20	15	10	45	60	80	6	/	/	14.4	79.4	22.5	147.1	14.5	274.6
24	15	10	45	60	84	10	/	/	25.5	106.9	46.9	226.5	55.1	375.2	

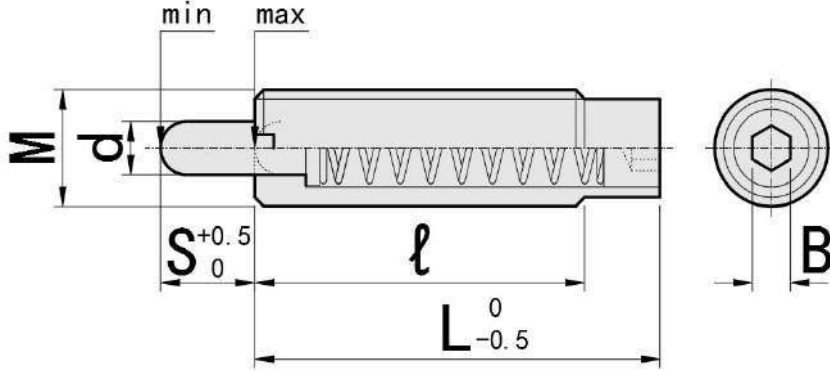


- 弹簧柱塞
- Spring Plungers

型号实例	型式 Type+M - S
例如	ZPJHW10 - 10

Part Number	Type+M - S
order	ZPJHW10 - 10

- [!] 未进行防松动处理。
- [!] Thread-locking adhesive is not applied.
- [!] 负载min.表示初始负载，max.表示凸销最大压入限度时的负载。
- [!] Min. is the initial load, and max. is the load when the tip is fully compressed.



参数对照表(Specifications)						
凸销分类 Boss classification	负载分类 Load Category	标准型 Standard	主体Main Body	销Pin		弹簧Spring
			材质 Material	材质 Material	硬度 Hardness	材质 Material
不锈钢凸销 Stainless Steel Nose	超轻载Ultra Light Load	ZPJLSW	SUS303	SUS420	55HRC~	SUS304
	轻载Light Load	ZPJLW	SUS303	SUS420	55HRC~	SUS304
	重载Heavy Load	ZPJHW	SUS303	SUS420	55HRC~	SUS304
	超重载Extra Heavy Load	ZPJXW	SUS303	SUS420	55HRC~	SUS304
树脂凸销 Plastic Nose	超轻载Ultra Light Load	ZPJLSK	SUS303	聚缩醛Polyacetal	/	SUS304
	轻载Light Load	ZPJLK	SUS303	聚缩醛Polyacetal	/	SUS304
	重载Heavy Load	ZPJHK	SUS303	聚缩醛Polyacetal	/	SUS304
	超重载Extra Heavy Load	ZPJXK	SUS303	聚缩醛Polyacetal	/	SUS304

参数对照表(Specifications)														
型式Part Number			d	l	L	B	超轻载/N Ultra Light Load		轻载/N Light Load		重载/N Heavy Load		超重载/N Extra Heavy Load	
Type	M	S					min.	max.	min.	max.	min.	max.	min.	max.
ZPJLSW ZPJLW ZPJHW ZPJXW ZPJLSK ZPJLK ZPJHK ZPJXK	3	1.5	1.0	15	15	0.9	0.12	0.4	0.4	1.3	0.8	2.94	1.1	3.42
	3	3	1.0	15	15	0.9	0.12	0.4	0.2	1.3	0.6	2.93	0.8	3.41
	4	2	1.6	15	15	1.3	0.27	0.65	0.9	2	2.0	8.8	6.1	13.8
	4	4	1.6	24	24	1.3	0.18	0.65	0.6	2.1	1.9	8.75	5.8	13.6
	5	3	2.0	20	20	1.5	0.4	3	1.4	9.7	2.7	16.3	6.8	22.0
	5	5	2.0	27	27	1.5	0.35	3	1.1	10.3	1.0	17.1	5.7	21.5
	6	3	2.5	25	25	2	1.8	3.05	6.0	9.8	8.0	26.4	15.8	35.6
	6	5	2.5	30	30	2	1.5	3.05	3.4	9.86	4.4	26.6	12.9	34.4
	8	3	3.1	25	25	2.5	1.9	3.15	6.0	9.9	14.7	27.0	21.9	36.3
	8	5	3.1	27	27	2.5	1.4	3.15	4.0	9.83	6.7	26.6	14.7	34.5
	10	5	3.8	30	30	3	1.6	4.6	5.7	14.7	8.2	45.7	24.5	58.6
	10	10	3.8	30	43	3	1.6	4.6	4.4	14.7	6.2	45.1	19.8	58.7
	12	5	5.5	30	30	4	1.7	4.7	5.8	14.7	18.2	49.0	34.9	63.6
	12	10	5.5	35	43	4	1.6	4.7	5.0	14.7	8.2	49.1	25.5	63.6
	12	15	5.5	35	51	4	1.8	4.7	6.9	14.7	7.5	48.9	20.1	63.7
	16	10	8.0	35	57	5	2.8	10.8	9.2	34.2	18.9	68.5	38.7	88.4
16	15	8.0	35	57	5	2.6	10.8	8.6	34.4	14.4	68.6	33.9	88.1	
16	20	8.0	35	65	5	2	11	7.1	34.4	4.2	68.6	25.4	88.1	



- 短型弹簧柱塞
- Spring Plungers-Short Type

型号实例	型式 Type+M - S
例如	ZPJLS 10 - 10

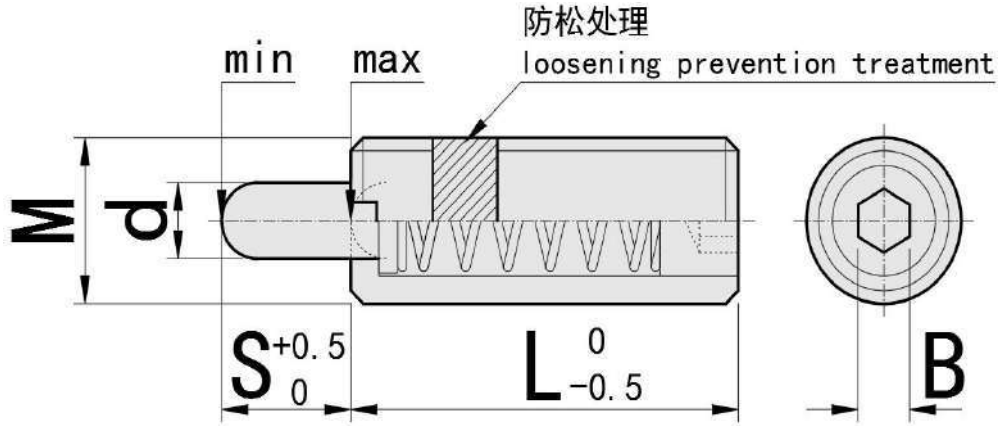
Part Number	Type+M - S
order	ZPJLS 10 - 10

[!] 负载min.表示初始负载，max.表示凸销最大压入限度时的负载。

[!] Min. is the initial load, and max. is the load when the tip is fully compressed.

[!] PJLS/PJFW采用特殊构造，是全长L较短的柱塞。

[!] PJLS/PJFW features Due to the special seucture , these plungers have a short full length L.



材质对照表(Materials)									
型号Type			主体Main Body			销Pin			弹簧Spring
全长Length	负载Load		材质Material	硬度Hardness	表面处理Surface Treatment	材质Material	硬度Hardness	表面处理Surface Treatment	材质Material
短Short	轻载Light Load	ZPJLS	S45C	29~35HRC	发黑Black Oxide	S45C	57~63HRC	镀锌Trivalent Chromate	SWP-B
极短Extra Short	轻载Light Load	ZPJFW	S45C	29~35HRC	发黑Black Oxide	S45C	57~63HRC	发黑Black Oxide	SWP-B

参数对照表(Specifications)										
型式Part Number			d	L		B	负载Load(N)			
Type	M	S		ZPJLS	ZPJFW		ZPJLS		ZPJFW	
							min.	max.	min.	max.
ZPJLS ZPJFW	10	5	3.8	22	/	3	7.6	18.1	/	/
	10	10	3.8	30	/	3	2.9	16.4	/	/
	12	5	5.5	22	19	4	5.6	18.2	5.7	16.2
	12	10	5.5	30	23	4	4.8	22.4	2.7	15.9
	12	15	5.5	39	30	4	6.1	22.5	2.5	16.7
	16	10	8.0	/	24	5	/	/	3.6	22.6
	16	15	8.0	/	33	5	/	/	3.3	21.1
	16	20	8.0	/	38	5	/	/	3.0	21.9



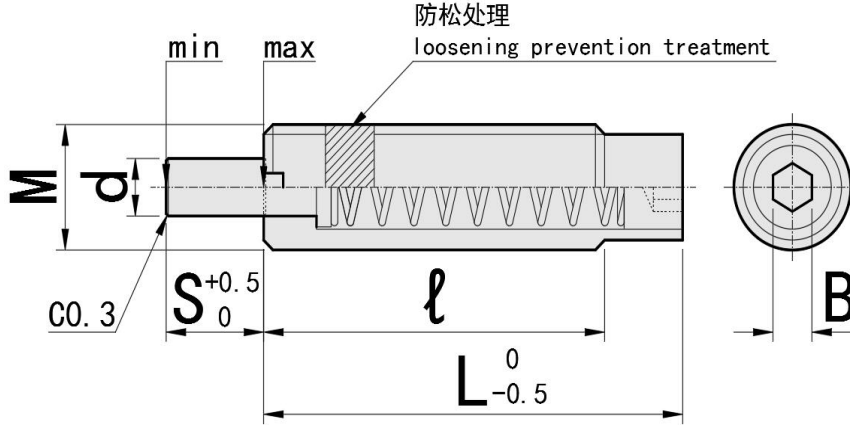
- 前端平面型弹簧柱塞
- Spring Plungers with Flat Nose

型号实例	型式 Type+M - S
例如	ZPJLF 10 - 10

Part Number	Type+M - S
order	ZPJLF 10 - 10

[!] 负载min.表示初始负载，max.表示凸销最大压入限度时的负载。

[!] Min. is the initial load, and max. is the load when the tip is fully compressed.



材质对照表(Materials)							
型号Type	主体Main Body			销Pin			弹簧Spring
轻载型 Light Load	材质 Material	硬度 Hardness	表面处理 Surface Treatment	材质 Material	硬度 Hardness	表面处理 Surface Treatment	材质 Material
ZPJLF	S45C	29~35HRC	发黑 Black Oxide	S45C	57~63HRC	镀锌 Trivalent Chromate	SWP-B

参数对照表(Specifications)								
型式Part Number			d	l	L	B	负载Load(N)	
Type	M	S					min.	max.
ZPJLF	5	3	2.0	20	20	1.5	2	9.8
	5	5	2.0	27	27	1.5	2	9.8
	6	3	2.5	25	25	2	5.9	9.8
	6	5	2.5	30	30	2	2	9.8
	8	3	3.1	25	25	2.5	5.9	9.8
	8	5	3.1	27	27	2.5	2.9	9.8
	10	5	3.8	30	30	3	5.9	14.7
	10	10	3.8	30	43	3	2.9	14.7
	12	10	5.5	35	43	4	2.9	19.6



- 六角销型弹簧柱塞
- Spring Plungers - Hex-Pin Type

型号实例	型式 Type+M - S
例如	ZPJLR 10 - 10

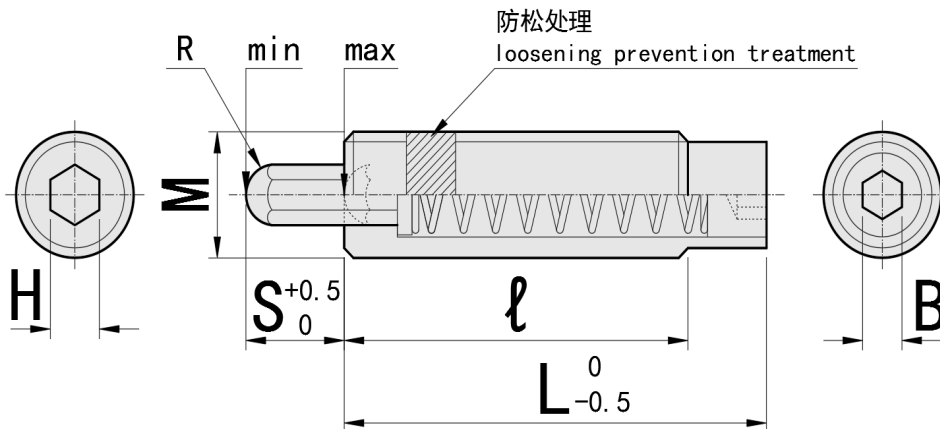
Part Number	Type+M - S
order	ZPJLR 10 - 10

[!] 负载min.表示初始负载, max.表示凸销最大压入限度时的负载。

[!] Min. is the initial load, and max. is the load when the tip is fully compressed.

[!] PJLR/PJHR的特长 由于是六角形销, 可用普通扳手安装, 无需专用扳手。

[!] Features of PJLR and PJHR Because the pin shape is hexagonal, the pins can be installed using a wrench, no special wrench is required.



材质对照表(Materials)

负载分类 Load Category	型号 Type	主体Main Body			销Pin			弹簧Spring
		材质 Material	硬度Hardness	表面处理 Surface Treatment	材质 Material	硬度 Hardness	表面处理 Surface Treatment	材质 Material
轻载 Light Load	ZPJLR	S45C	29~35HRC	发黑 Black Oxide	S45C	57~63HRC	镀锌 Trivalent Chromate	SWP-B
重载 Heavy Load	ZPJHR	S45C	29~35HRC	发黑 Black Oxide	S45C	57~63HRC	发黑 Black Oxide	SWP-B

参数对照表(Specifications)

型式 Part Number		H	R	ℓ	L	B	负载Load(N)				
							ZPJLR		ZPJHR		
Type	M	S	min.	max.	min.	max.	min.	max.			
ZPJLR ZPJHR	10	5	4.0	1.9	30	30	3	2.8	14.1	11.4	51.0
	10	10	4.0	1.9	30	43	3	2.9	14.6	9.5	60.8
	12	5	5.0	2.9	30	30	4	3.5	17.1	5.6	41.0
	12	10	5.0	2.9	35	43	4	2.5	21.1	5.2	55.9
	12	15	5.0	2.9	35	51	4	2.3	19.4	5.1	53.6
	16	10	7.0	4.1	35	60	5	12.1	38	26.5	78.0
	16	15	7.0	4.1	35	60	5	9.7	39.7	14.2	79.4
	16	20	7.0	4.1	35	85	5	8.6	40.1	16.8	80.4
	16	30	7.0	4.1	35	125	5	17.0	38.0	19.8	81.2
	16	50	7.0	4.1	35	155	5	4.4	48.3	7.5	78.8
	16	80	7.0	4.1	35	185	5	2.5	51.3	3.2	103.5
	24	7	10.0	5.2	45	60	10	27.8	65.9	40.7	127.9
	24	15	10.0	5.2	45	60	10	25.5	106.9	46.9	226.5
30	20	13.0	7.6	45	78	14	55.2	156.9	72.6	356.5	



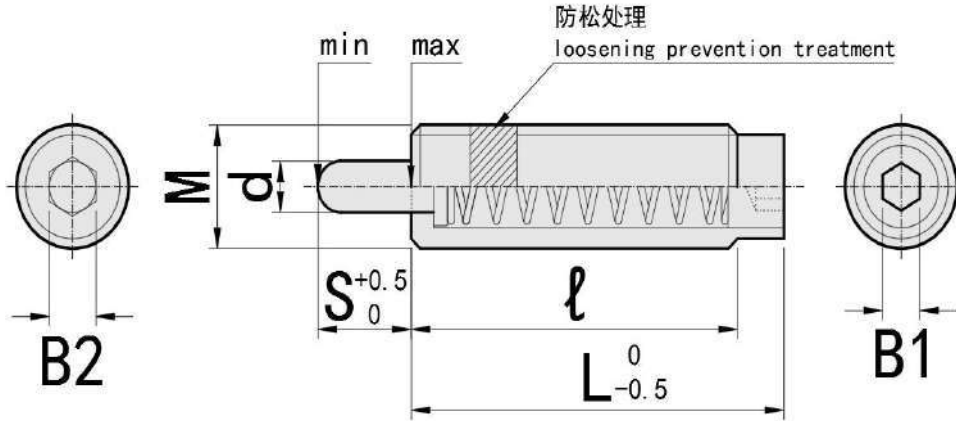
- 前端内六角孔型弹簧柱塞
- Spring Plungers with Hexagonal Socket

型号实例	型式 Type+M - S
例如	ZPJLH 10 - 10

Part Number	Type+M - S
order	ZPJLH 10 - 10

[!] 负载min.表示初始负载，max.表示凸销最大压入限度时的负载。

[!] Min. is the initial load, and max. is the load when the tip is fully compressed.



材质对照表 (Materials)								
负载分类 Load Category	型号 Type	主体Main Body			销Pin			弹簧Spring
		材质 Material	硬度 Hardness	表面处理 Surface Treatment	材质 Material	硬度 Hardness	表面处理 Surface Treatment	材质 Material
轻载 Light Load	ZPJLH	S45C	29~35HRC	发黑 Black Oxide	S45C	57~63HRC	镀锌 Trivalent Chromate	SWP-B

参数对照表 (Specifications)									
型式Part Number			d	l	L	B1	B2	轻载Light Load(N)	
Type	M	S						min.	max.
ZPJLH	8	3	3.0	25	25	2.5	3	5.8	9.8
	8	5	3.0	25	25	2.5	3	2.7	9.8
	10	5	4.0	30	34	3	4	5.8	14.7
	10	10	4.0	30	38	3	4	2.6	14.7
	12	5	5.0	35	35	4	5	5.6	14.7
	12	10	5.0	35	40	4	5	3.0	19.7



■ 法兰式弹簧柱塞

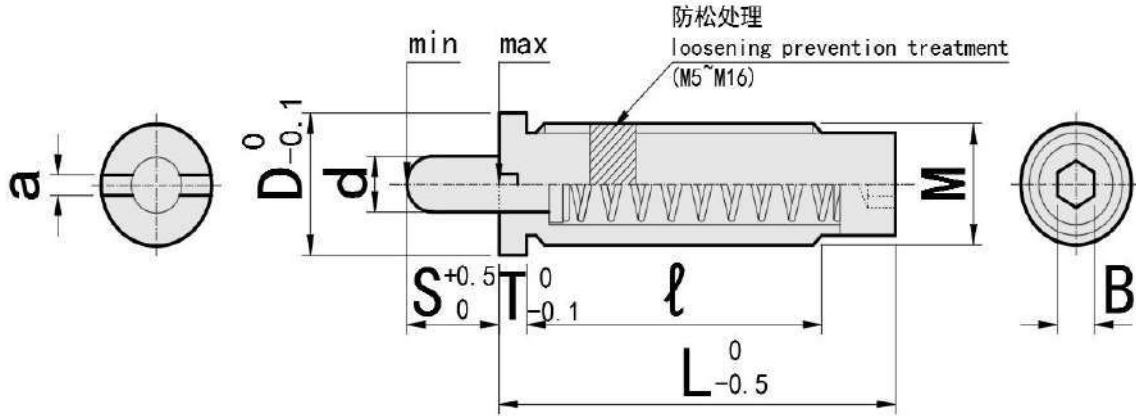
■ Spring Plungers with Flanges

型号实例	型式 Type+M - S
例如	ZFPJL 10 - 10

Part Number	Type+M - S
order	ZFPJL 10 - 10

[!] 负载min.表示初始负载，max.表示凸销最大压入限度时的负载。

[!] Min. is the initial load, and max. is the load when the tip is fully compressed.



材质对照表(Materials)								
负载分类 Load Category	型号 Type	主体Main Body			销Pin			弹簧Spring
		材质 Material	硬度 Hardness	表面处理 Surface Treatment	材质 Material	硬度 Hardness	表面处理 Surface Treatment	材质 Material
轻载 Light Load	ZFPJL	S45C	29~35HRC	发黑 Black Oxide	S45C	57~63HRC	镀锌 Trivalent Chromate	SWP-B
重载 Heavy Load	ZFPJH	S45C	29~35HRC	发黑 Black Oxide	S45C	57~63HRC	发黑 Black Oxide	SWP-B

参数对照表(Specifications)													
型式Part Number		d	D	T	l	L	B	a	负载Load(N)				
									ZFPJL		ZFPJH		
Type	M	S							min.	max.	min.	max.	
ZFPJL ZFPJH	3	1.5	1.1	5	1.5	5	10	0.9	0.5	0.44	1.6	0.9	4.2
	3	3	1.1	5	1.5	5	15	0.9	0.5	0.29	1.0	1.1	4.9
	4	2	1.6	6	1.8	6	15	1.3	0.7	0.9	4.1	1.9	8.7
	4	4	1.6	6	1.8	6	24	1.3	0.7	0.7	2.2	0.3	8.3
	5	3	2.0	7	2.0	8	20	1.5	1.2	1.5	9.8	2	22.5
	5	5	2.0	7	2.0	8	27	1.5	1.2	1.6	10.4	2.5	23.4
	6	3	2.5	8	2.5	9	25	2	1.5	3.4	10.4	12.5	33.8
	6	5	2.5	8	2.5	9	30	2	1.5	1.9	9.7	6.2	32.6
	8	3	3.1	10	2.5	12	25	2.5	1.5	3.5	9.4	11.7	31.2
	8	5	3.1	10	2.5	12	27	2.5	1.5	2.9	9.6	8.3	31.9
	10	5	3.8	12	2.5	15	30	3	1.5	2.8	14.1	11.4	51.0
	10	10	3.8	12	2.5	15	43	3	1.5	2.9	14.6	9.5	60.8
	12	5	5.5	14	3.0	20	30	4	2.0	3.5	17.1	5.6	41
	12	10	5.5	14	3.0	20	43	4	2.0	2.5	21.1	5.2	55.9
	12	15	5.5	14	3.0	20	51	4	2.0	2.3	19.4	5.1	53.6
	16	10	8.0	18	3.0	25	60	5	2.0	12.1	38	26.5	78
	16	15	8.0	18	3.0	25	60	5	2.0	9.7	39.7	14.2	79.4
	16	20	8.0	18	3.0	25	85	5	2.0	8.6	40.1	16.8	80.4
16	30	8.0	18	3.0	25	125	5	2.0	17	38	19.8	81.2	
16	40	8.0	18	3.0	25	125	5	2.0	5.5	41.2	7.6	84.3	



- 斜面用弹簧柱塞
- Spring Plungers for Slanted Surfaces

型号实例	型式 Type+M - S
例如	ZPJHZ10 - 10

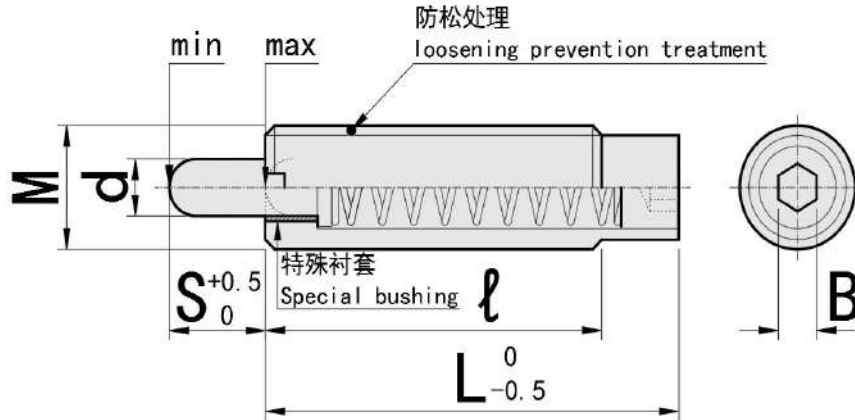
Part Number	Type+M - S
order	ZPJHZ10 - 10

PJHZ的特长

- 1 采用特殊构造，提高了耐磨性和耐咬合性，可在斜面上使用。
- 2 无需加油也可以使用。
- 3 使用角度0°~30°。

PJHZ's strengths

- 1 The special structure improves resistance to wear and seizure, allowing use on slanted surfaces.
- 2 Can be used oil-free.
- 3 Angles of use : 0°~30°.



材质对照表(Materials)							
型号 Type	主体Main Body			销Pin			弹簧Spring
	材质 Material	硬度 Hardness	表面处理 Surface Treatment	材质 Material	硬度 Hardness	表面处理 Surface Treatment	材质 Material
ZPJHZ	S45C	29~35HRC	发黑 Black Oxide	S45C	50HRC~	镀镍 Nickel Plating	SWP-B

参数对照表(Specifications)								
型式 Type	型式Part Number		d	ℓ	L	B	负载Load(N)	
	M	S					min.	max.
ZPJHZ	10	10	4	30	43	3	9.5	60.8
	12	10	5	35	43	4	5.2	55.9
	12	15	5	35	51	4	5.1	53.6
	16	10	8	35	60	5	26.5	78.0
	16	15	8	35	60	5	14.2	79.4
	16	20	8	35	85	5	16.8	80.4
16	30	8	35	125	5	19.8	81.2	

[!]负载min.表示初始负载，max.表示凸销最大压入限度时的负载。

[!]Min. is the initial load, and max. is the load when the tip is fully compressed.



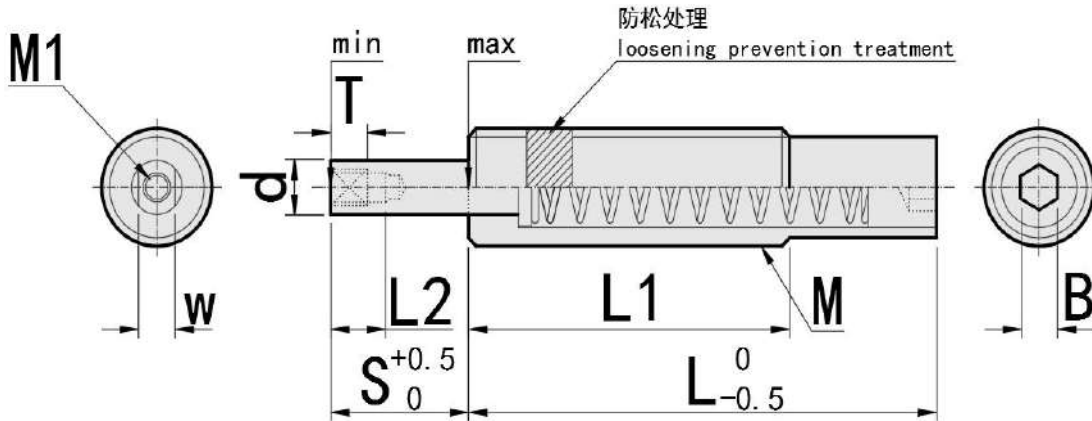
- 前端带螺纹型弹簧柱塞
- Spring Plungers with Tapped Nose

型号实例	型式 Type+ M - S
例如	ZPJLTP10 - 10

Part Number	Type+ M - S
order	ZPJLTP10 - 10

[!] 负载min.表示初始负载，max.表示凸销最大压入限度时的负载。

[!] Min. is the initial load, and max. is the load when the tip is fully compressed.



材质对照表(Materials)								
负载分类 Load Category	型号 Type	主体Main Body			销Pin			弹簧Spring
		材质 Material	硬度 Hardness	表面处理 Surface Treatment	材质 Material	硬度 Hardness	表面处理 Surface Treatment	材质 Material
轻载 Light Load	ZPJLTP	S45C	29~35HRC	发黑 Black Oxide	S45C	57~63HRC	镀镍 Nickel Plating	SWP-B
重载 Heavy Load	ZPJHTP	S45C	29~35HRC	发黑 Black Oxide	S45C	57~63HRC	发黑 Black Oxide	SWP-B

参数对照表(Specifications)														
型式 Part Number			d	L	L1	M1	L2	W	T	B	轻载(N) Light Load		重载(N) Heavy Load	
Type	M	S									ZPJLTP		ZPJHTP	
			min.	max.	min.	max.								
ZPJLTP ZPJHTP	12	15	5.5	51	35	M3	6	4	4	4	2.9	19.6	4.9	49.0
	12	20	5.5	78	35	M3	6	4	4	4	3.5	19.6	6.9	49.0
	16	15	8	60	35	M4	8	7	5	5	3.9	39.2	12.7	78.5
	16	20	8	85	35	M4	8	7	5	5	4.9	39.2	9.8	78.5
	16	30	8	125	35	M4	8	7	5	5	2.9	39.2	6.9	78.5
	20	15	10	60	45	M5	10	8	6	6	12.7	78.5	24.5	147.1
	20	20	10	72	45	M5	10	8	6	6	11.7	78.5	22.6	147.1
	20	30	10	96	45	M5	10	8	6	6	11.7	78.5	22.6	147.1



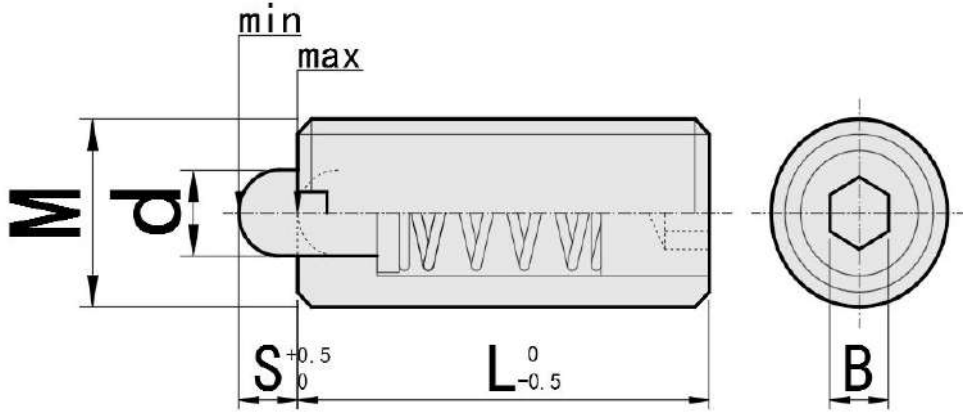
- 德标弹簧柱塞
- German Standard spring plunger

型号实例	型式 Type + M
例如	ZCPWFL10

Part Number	Type + M
order	ZCPWFL10

[!] 负载min.表示初始负载，max.表示凸销最大压入限度时的负载。

[!] Min. is the initial load, and max. is the load when the tip is fully compressed.



材质对照表(Materials)								
型号Type		主体Main Body			销Pin			弹簧Spring
轻载 Light Load	重载 Heavy Load	材质 Material	硬度 Hardness	表面处理 Surface Treatment	材质 Material	硬度 Hardness	表面处理 Surface Treatment	材质 Material
ZCPWFL	ZCPWFH	S45C	29~35HRC	发黑 Black Oxide	S45C	55HRC~	发黑 Black Oxide	SWP-B
ZCSPWL	ZCSPWH	S45C	29~35HRC	发黑 Black Oxide	聚缩醛 Polyacetal	/	/	SWP-B
ZCPWNL	ZCPWNH	SUS303	/	/	SUS440C	55HRC~	/	SUS304
ZCSPNL	ZCSPNH	SUS303	/	/	聚缩醛 Polyacetal	/	/	SUS304

参数对照表(Specifications)									
型式 Part Number		d	S	L	B	轻载(N) Light Load		重载(N) Heavy Load	
Type	M					min.	max.	min.	max.
ZCPWFL ZCSPWL ZCPWNL ZCSPNL	3	1.0	1	12	0.7	2	4	/	/
	4	1.5	1.5	15	1.3	4.5	16	/	/
	5	2.4	2.3	18	1.5	6	19	11	40
	6	2.7	2.5	20	2	6	19	15	43
ZCPWFH ZCSPWH ZCPWNH ZCSPNH	8	3.5	3	22	2.5	10	39	20	75
	10	4.0	3	22	3	10	39	20	75
	12	6.0	4	28	4	12	53	45	120
	16	7.5	5	32	5	45	100	64	160
	20	10	7	40	6	52	125	75	195
	24	12	10	52	8	70	170	75	245



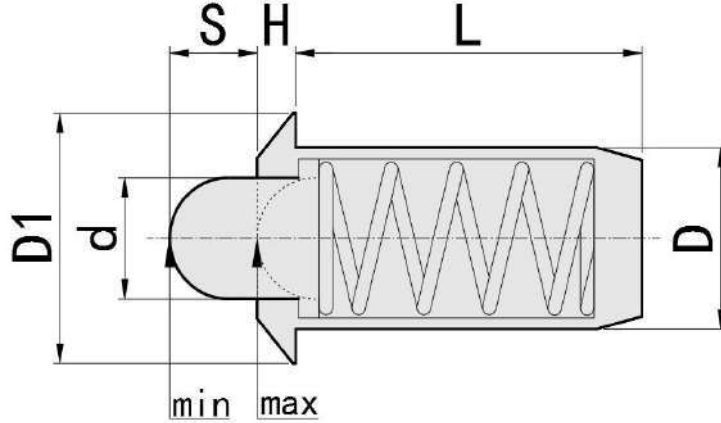
- 美制压入型弹簧柱塞
- American press in spring

型号实例	型式 Type + D
例如	ZPFBB0.25

Part Number	Type + D
order	ZPFBB0.25

[!] 负载min.表示初始负载，max.表示凸销最大压入限度时的负载。

[!] Min. is the initial load, and max. is the load when the tip is fully compressed.



材质对照表(Materials)							
型号 Type	主体Main Body			销Pin			弹簧Spring
	材质 Material	硬度 Hardness	表面处理 Surface Treatment	材质 Material	硬度 Hardness	表面处理 Surface Treatment	材质 Material
ZPFBB	S45C	29~35HRC	发黑 Black Oxide	S45C	55HRC~	发黑 Black Oxide	SWP-B
ZPFPP	S45C	29~35HRC	发黑 Black Oxide	聚缩醛 Polyacetal	/	/	SWP-B
ZPSSN	SUS303	/	/	SUS420C	55HRC~	/	SUS304
ZPSNN	SUS303	/	/	聚缩醛 Polyacetal	/	/	SUS304

参数对照表(Specifications)								
型式 Part Number		D1 (inch)	d (inch)	S (inch)	L (inch)	H (inch)	负载/磅 Load/LBS	
Type	D(inch)						min.	max.
ZPFBB ZPFPP ZPSSN ZPSNN	0.125	0.187	0.07	0.062	0.252	0.03	1	2
	0.188	0.25	0.121	0.094	0.441	0.04	1.5	4.5
	0.25	0.312	0.168	1/8	0.521	0.05	2.5	6
	0.312	0.375	0.186	0.151	0.643	0.06	4	10
	0.375	0.5	0.234	0.187	0.786	0.1	5	14
	0.5	0.688	0.332	1/4	1.1	0.13	8	18



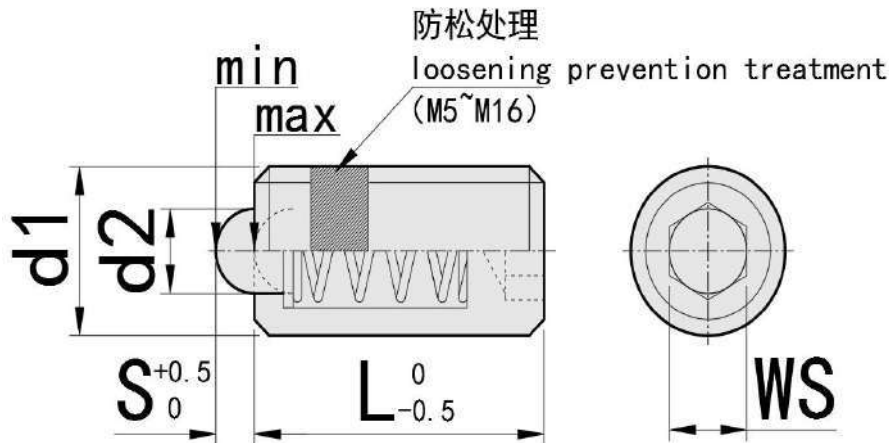
- 钢制短型弹簧柱塞
- Short Spring Plungers-Standard

型号实例	型式 Type + M
例如	ZSPJS 10

Part Number	Type + M
order	ZSPJS 10

[!] 负载min.表示初始负载，max.表示凸销最大压入限度时的负载。

[!] Min. is the initial load, and max. is the load when the tip is fully compressed.



材质对照表(Materials)										
负载分类 Load Category	标准型 Standard	不防松型 No Thread Locking	主体Main Body			销Pin			弹簧Spring	
			材质 Material	硬度 Hardness	表面处理 Surface Treatment	材质 Material	硬度 Hardness	表面处理 Surface Treatment		材质 Material
钢制凸销 Steel Nose	超轻载 Ultra Light Load	ZSPJS	ZSPJS-N	SCM435	29~35HRC	发黑 Black Oxide	S45C	57~63HRC	光泽镀锌 Trivalent Chromate	SWP-B
	轻载 Light Load	ZSPJL	ZSPJL-N	SCM435	29~35HRC	发黑 Black Oxide	S45C	57~63HRC	光泽镀锌 Trivalent Chromate	SWP-B
	重载 Heavy Load	ZSPJH	ZSPJH-N	SCM435	29~35HRC	发黑 Black Oxide	S45C	57~63HRC	发黑 Black Oxide	SWP-B
	超重载 Extra Heavy Load	ZSPJF	ZSPJF-N	SCM435	29~35HRC	镀镍 Nickel Plating	S45C	57~63HRC	发黑 Black Oxide	SWP-B
树脂凸销 Plastic Tip	超轻载 Ultra Light Load	ZSPRRS	ZSPRRS-N	SCM435	29~35HRC	发黑 Black Oxide	聚缩醛 Polyacetal	/	/	SWP-B
	轻载 Light Load	ZSPRM	ZSPRM-N	SCM435	29~35HRC	发黑 Black Oxide	聚缩醛 Polyacetal	/	/	SWP-B
	重载 Heavy Load	ZSPRH	/	SCM435	29~35HRC	发黑 Black Oxide	聚缩醛 Polyacetal	/	/	SWP-B
	超重载 Extra Heavy Load	ZSPRF	ZSPRF-N	SCM435	29~35HRC	镀镍 Nickel Plating	聚缩醛 Polyacetal	/	/	SWP-B

参数对照表(Specifications)															
型式 Part Number		d	S	L	ℓ	B	超轻载(N) Ultra Light Load		轻载(N) Light Load		重载(N) Heavy Load		超重载(N) Extra Heavy Load		
Type	M						min.	max.	min.	max.	min.	max.	min.	max.	
ZSPJS	ZSPJS-N	3	1.2	1	7	1	1.5	0.11	0.48	0.4	1.5	0.8	2.0	/	/
ZSPJL	ZSPJL-N	4	2.1	1.2	9	1.5	2	0.49	1.55	1.6	5.0	2.0	9.0	4.4	11.9
ZSPJH	ZSPJH-N	5	2.7	1.5	12	2	2.5	0.53	2.53	2	7.8	4.9	14.7	4.1	24.9
ZSPJF	ZSPJF-N	6	3.2	1.5	13	2.5	3	0.89	3.11	2.9	9.8	5.9	19.6	7.7	30.6
ZSPRRS	ZSPRRS-N	8	4.0	2.0	15	2.5	4	0.9	3.14	2.9	9.8	5.9	19.6	8.6	43.0
ZSPRM	ZSPRM-N	10	5.0	2.5	16	3	5	1.76	4.71	4.9	14.7	9.8	29.4	14.1	53.1
ZSPRH	ZSPRH-N	12	6.0	3.5	20	3	6	1.96	4.82	4.9	14.7	9.8	29.4	23.1	58.3
ZSPRF	ZSPRF-N	16	8.0	4.5	22	3	8	3.29	9	9.8	29.4	19.6	58.8	26.6	78.8



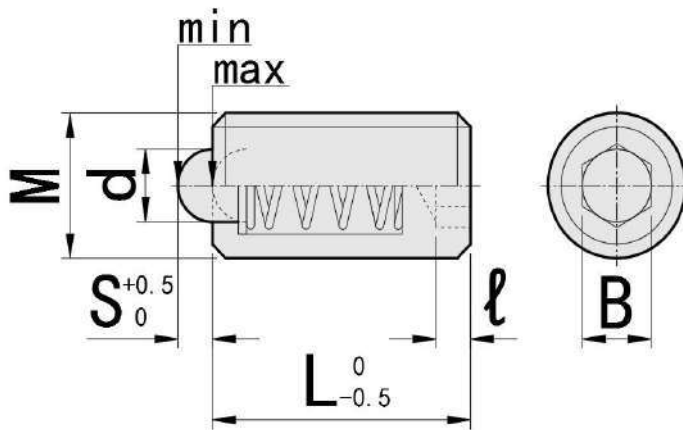
- 不锈钢短型柱塞
- Stainless Steel Short Spring Plungers

型号实例	型式 Type + M
例如	ZSPJY 10

Part Number	Type + M
order	ZSPJY 10

[!] 负载min.表示初始负载，max.表示凸销最大压入限度时的负载。

[!] Min. is the initial load, and max. is the load when the tip is fully compressed.



材质对照表(Materials)								
负载分类 Load Category		标准型 Standard	主体Main Body		销Pin		弹簧Spring	
			材质 Material	材质 Material	硬度 Hardness	材质 Material		
钢制凸销 Steel Nose	超轻载 Ultra Light Load	ZSPJY	SUS304	SUS420	55HRC~	SUS304		
	轻载 Light Load	ZSPJK	SUS304	SUS420	55HRC~	SUS304		
	重载 Heavy Load	ZSPJZ	SUS304	SUS420	55HRC~	SUS304		
	超重载 Extra Heavy Load	ZSPJX	SUS304	SUS420	55HRC~	SUS304		
树脂凸销 Plastic Tip	超轻载 Ultra Light Load	ZSPRY	SUS304	聚缩醛 Polyacetal	/	SUS304		
	轻载 Light Load	ZSPRK	SUS304	聚缩醛 Polyacetal	/	SUS304		
	重载 Heavy Load	ZSPRZ	SUS304	聚缩醛 Polyacetal	/	SUS304		
	超重载 Extra Heavy Load	ZSPRX	SUS304	聚缩醛 Polyacetal	/	SUS304		

参数对照表(Specifications)														
型式 Part Number		d	S	L	l	B	超轻载(N) Ultra Light Load		轻载(N) Light Load		重载(N) Heavy Load		超重载(N) Extra Heavy Load	
Type	M						min.	max.	min.	max.	min.	max.	min.	max.
ZSPJY	3	1.2	1	7	1	1.5	0.11	0.49	0.5	1.51	0.8	2.0	/	/
ZSPJK	4	2.1	1.2	9	1.5	2	0.51	1.54	1.6	4.8	2.0	9.0	4.0	11.5
ZSPJZ	5	2.7	1.5	12	2	2.5	0.62	2.49	2	7.9	5.1	14.7	6.0	24.2
ZSPJX	6	3.2	1.5	13	2.5	3	0.97	3.06	2.8	9.9	5.5	19.6	9.4	29.5
ZSPRY	8	4	2.0	15	2.5	4	1.16	3.26	3.6	10.9	6.1	19.6	13.5	43.7
ZSPRK	10	5	2.5	16	3	5	1.54	4.76	4.2	14.6	9.6	29.4	19.1	53.3
ZSPRZ	12	6	3.5	20	3	6	1.81	4.82	4.6	14.8	10.4	29.4	24.5	58.8
ZSPRX	16	8	4.5	22	3	8	3.1	9.1	9.9	29.3	18.0	58.8	26.6	78.7



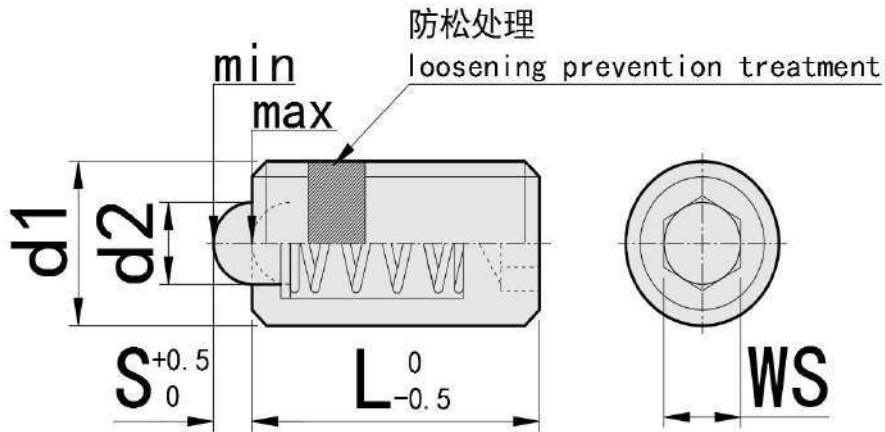
- 美制短型柱塞
- American made short plunger

型号实例	型式 Type + d1
例如	ZCSPL 6#-32

Part Number	Type + d1
order	ZCSPL 6#-32

[!] 负载min.表示初始负载, max.表示凸销最大压入限度时的负载。

[!] Min. is the initial load, and max. is the load when the tip is fully compressed.



材质对照表(Materials)

负载分类 Load Category	型号 Type	主体Main Body			销Pin			弹簧Spring
		材质 Material	硬度 Hardness	表面处理 Surface Treatment	材质 Material	硬度 Hardness	表面处理 Surface Treatment	材质 Material
轻载 Light Load	ZCPHL	S45C	29~35HRC	发黑 Black Oxide	S45C	55HRC~	发黑 Black Oxide	SWP-B
重载 Heavy Load	ZCPHH	S45C	29~35HRC	发黑 Black Oxide	S45C	55HRC~	发黑 Black Oxide	SWP-B
轻载 Light Load	ZCSPL	SUS304	/	/	440C	55HRC~	/	SUS304
重载 Heavy Load	ZCSPH	SUS304	/	/	440C	55HRC~	/	SUS304

参数对照表(Specifications)

型式Part Number		d2 (inch)	L (inch)	S (inch)	WS (inch)	轻载/磅 Light Load/LBS		重载/磅 Heavy Load/LBS	
Type	d1 UNC/UNF					min.	max.	min.	max.
ZCPHL ZCPHH ZCSPL ZCSPH	6#-32	0.046	17/32	0.063	1/16	0.5	1.5	1.5	3.4
	8#-32	0.07	5/8	0.094	5/64	0.8	2.3	2.6	6.6
	10#-32	0.093	3/4	0.125	3/32	1.4	2.7	3.2	9.0
	1/4-20	0.119	1"	0.188	1/8	1.0	4.0	3.1	10.1
	1/4-28	0.119	1"	0.188	1/8	1.0	4.0	3.1	10.1
	5/16-18	0.135	1"	0.188	5/32	1.5	4.5	3.0	15.0
	3/8-16	0.186	1-1/8	0.188	3/16	2.7	7.2	5.5	12.7
	1/2-13	0.248	1-1/4	0.25	1/4	2.7	9.3	6.6	16.0
	5/8-11	0.31	1-1/2	0.313	5/16	3.5	10.6	10.5	22.2
	3/4-10	0.374	1-3/4	0.313	3/8	5.5	14.5	6.7	33.0
	1-8	0.499	2-13/32	0.5	3/8	4.0	31	16.0	60.0



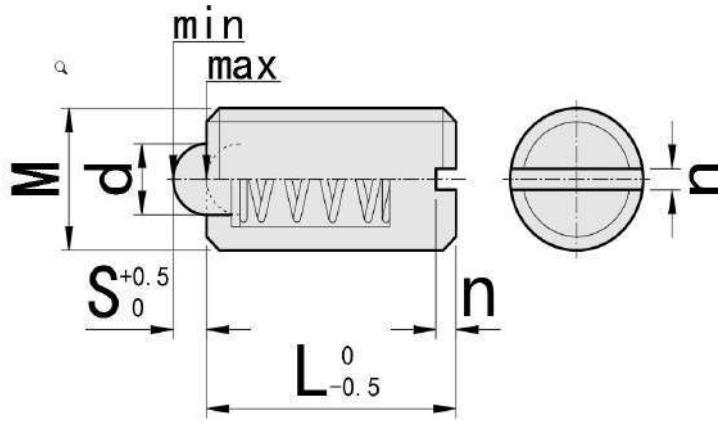
- 一字短型柱塞
- Slotted short plunger

型号实例	型式 Type + M
例如	ZQP 10

Part Number	Type + M
order	ZQP 10

[!] 负载min.表示初始负载，max.表示凸销最大压入限度时的负载。

[!] Min. is the initial load, and max. is the load when the tip is fully compressed.



材质对照表(Materials)							
型号 Type	主体Main Body			销Pin			弹簧Spring
	材质 Material	硬度 Hardness	表面处理 Surface Treatment	材质 Material	硬度 Hardness	表面处理 Surface Treatment	材质 Material
ZQP	S45C	29~35HRC	发黑 Black Oxide	S45C	55HRC~	发黑 Black Oxide	SWP-B
ZQS	SUS303	/	/	SUS440C	55HRC~	/	SUS304

参数对照表(Specifications)							
型式 Part Number		d	S	L	n	负载Load (N)	
Type	M					min.	max.
ZQP ZQS	4	1.8	1.5	9	0.6	4.5	12.5
	5	2.4	2	12	0.8	5	13
	6	2.7	2	14	1	6	17
	8	3.8	2	16	1.2	16	33
	10	4.5	2.5	19	1.5	19	42
	12	6.0	3.5	22	2	22	57
	16	8.5	4.5	24	2	38	78
	20	10	6.5	30	2.5	39	81
24	13	8	34	3	72	155	



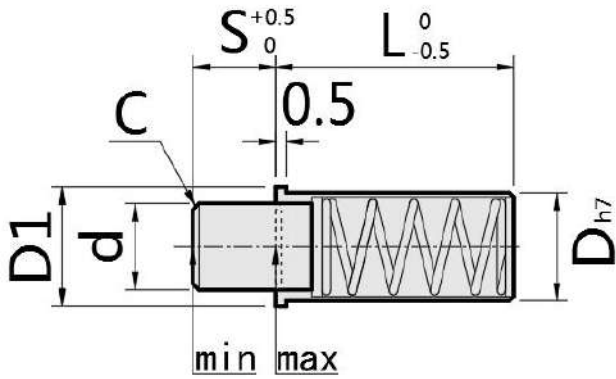
- 短型小径弹簧柱塞
- Short Micro Spring Plungers

型号实例	型式 Type + D - S
例如	ZMPFS 5 - 4

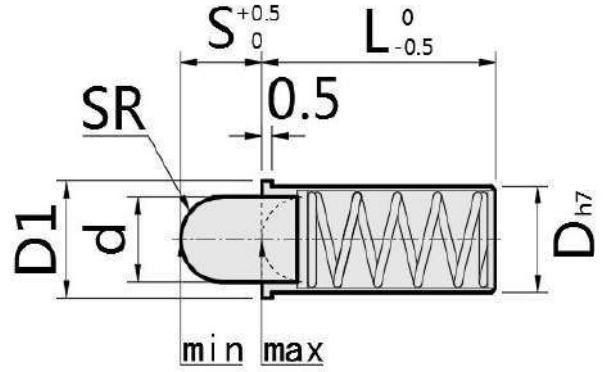
Part Number	Type + D - S
order	ZMPFS 5 - 4

- [!] 建议的安装孔尺寸为DH7.
- [!] Recommended Diameter of Mounting Hole: DH7.
- [!] 请涂抹粘合剂后使用, 以防止脱落.
- [!] Use adhesive to prevent loosening.

■ 平头型(Flat)



■ 球面型(Spherical)



材质对照表(Materials)

负载分类 Load Category	型号Type		主体Main Body	销Pin	弹簧Spring
	平头型 Flat	球面型 Spherical	材质 Material	材质 Material	材质 Material
轻载 Light Load	ZMPFS	ZMPJS	SUS303	SUS304	SUS304

参数对照表(Specifications)

型式Part Number			d	D1	L	C	负载Load(N)	
Type	D _{h7}	S					min.	max.
ZMPFS ZMPJS	1.5	1.5	0.5	2	9.5	0.05	0.49	0.98
	2	1.5	1	2.5	8	0.1	0.49	0.98
	3	3	2	3.5	10	0.15	0.49	1.47
	4	3	3	4.5	10	0.2	0.59	1.47
	5	4	4.0	5.5	11.5	0.3	0.64	1.96



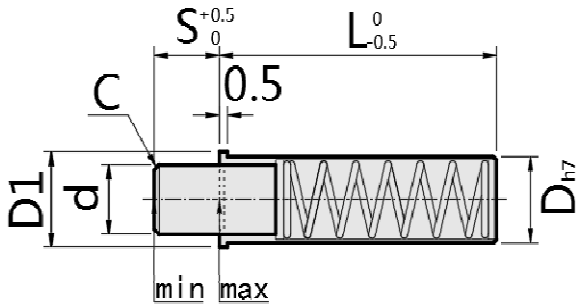
■ 小径弹簧柱塞
 ■ Micro Spring Plungers-Standard

型号实例	型式 Type + D - S
例如	ZMPFL 5 - 4

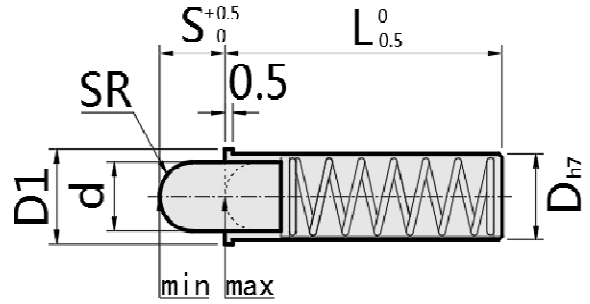
Part Number	Type + D - S
order	ZMPFL 5 - 4

- [!] 建议的安装孔尺寸为DH7。
- [!] Recommended Diameter of Mounting Hole: DH7.
- [!] 请涂抹粘合剂后使用，以防止脱落。
- [!] Use adhesive to prevent loosening.

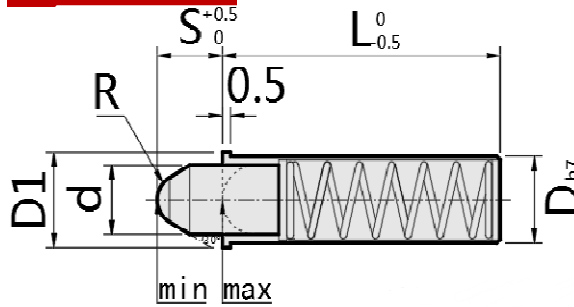
■ 平头型(Flat)



■ 球面型(Spherical)



■ 锥头R型(Taper R)



材质对照表(Materials)

负载分类 Load Category	型号Type			主体Main Body	销Pin	弹簧Spring
	平头型 Flat	球面型 Spherical	锥头R型 Taper R	材质 Material	材质 Material	材质 Material
轻载型 Light Load	ZMPFL	ZMPJL	ZMPTL	SUS303	SUS304	SUS304
重载型 Heavy Load	ZMPFH	ZMPJH	/	SUS303	SUS304	SUS304

参数对照表(Specifications)

型式Part Number		d	D1	L	C	R	轻载型Light Load(N)		重载型Heavy Load(N)		
Type	D _{h7}						S	min.	max.	min.	max.
ZMPFL ZMPFH ZMPJL ZMPJH ZMPTL	1.5	1.5	0.5	2	13	0.05	0.15	0.49	0.98	0.93	1.86
	2	1.5	1	2.5	16	0.1	0.3	0.49	0.98	1.96	3.92
	2	3	1	2.5	26	0.1	0.3	0.49	0.98	1.67	3.73
	3	3	2	3.5	16	0.15	0.5	0.49	1.47	2.45	3.92
	3	6	2	3.5	26	0.15	0.5	0.49	1.47	2.26	3.73
	4	3	3	4.5	15	0.2	1	0.59	1.47	3.43	5.3
	4	6	3	4.5	20	0.2	1	0.49	2.06	2.45	5.3
	4	9	3	4.5	32	0.2	1	0.69	3.92	2.94	6.47
	5	4	4	5.5	17	0.3	1.5	0.64	1.96	3.73	6.96
	5	8	4	5.5	24	0.3	1.5	0.78	3.82	3.04	7.06
5	12	4	5.5	32	0.3	1.5	0.83	5.79	2.75	7.06	

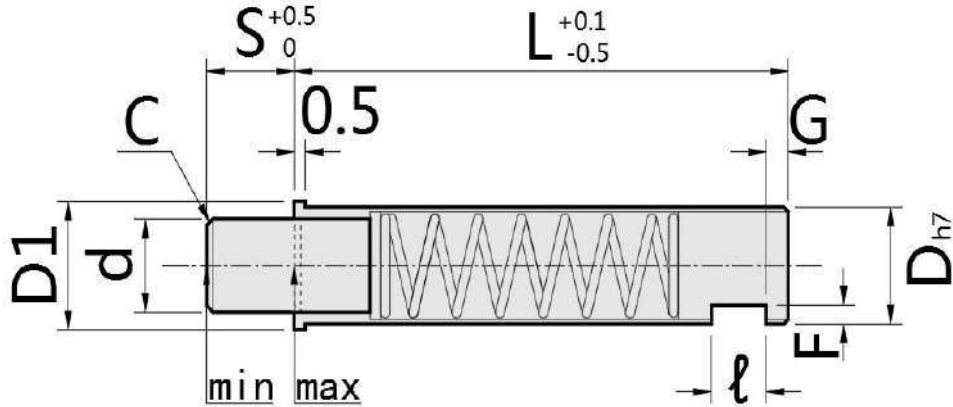


- 螺丝固定型小径弹簧柱塞
- Micro Spring Plungers-Flat, Set Screw

型号实例	型式 Type + D - S
例如	ZMPFLT5 - 4

Part Number	Type + D - S
order	ZMPFLT5 - 4

- [!] 建议的安装孔尺寸为DH7。
- [!] Recommended Diameter of Mounting Hole: DH7.
- [!] 请涂抹粘合剂后使用，以防止脱落。
- [!] Use adhesive to prevent loosening.



材质对照表(Materials)				
负载分类 Load Category	型号Type	主体Main Body	销Pin	弹簧Spring
	平头型 Flat	材质 Material	材质 Material	材质 Material
轻载型 Light Load	ZMPFLT	SUS303	SUS304	SUS304
重载型 Heavy Load	ZMPFHT	SUS303	SUS304	SUS304

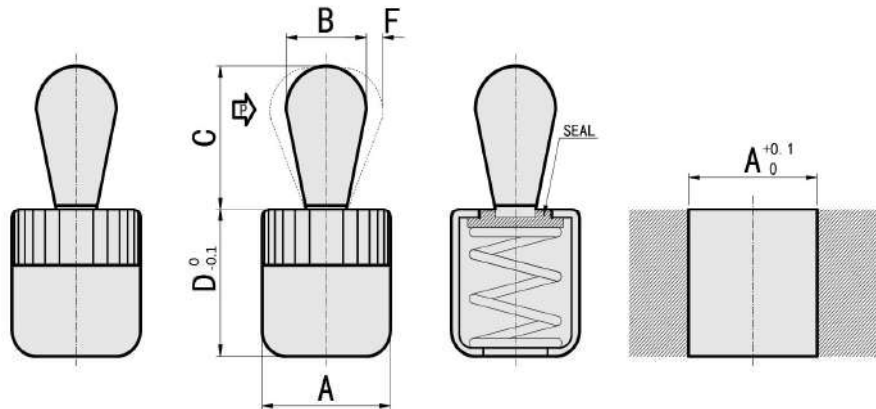
参数对照表(Specifications)													
型式Part Number			d	D1	L	ℓ	F	G	C	轻载型Light Load(N)		重载型Heavy Load(N)	
Type	D _{h7}	S								min.	max.	min.	max.
ZMPFLT ZMPFHT	1.5	1.5	0.5	2	17.5	2.5	0.5	1	0.05	0.49	0.98	0.93	1.86
	2	1.5	1	2.5	20.5	2.5	0.5	1	0.1	0.49	0.98	1.96	3.92
	2	3	1	2.5	30.5	2.5	0.5	1	0.1	0.49	0.98	1.67	3.73
	3	3	2	3.5	20.5	2.5	0.5	1	0.15	0.49	1.47	2.45	3.92
	3	6	2	3.5	30.5	2.5	0.5	1	0.15	0.49	1.47	2.26	3.73
	4	3	3	4.5	20.5	3.5	0.8	1	0.2	0.59	1.47	3.43	5.3
	4	6	3	4.5	25.5	3.5	0.8	1	0.2	0.49	2.06	2.45	5.3
	4	9	3	4.5	37.5	3.5	0.8	1	0.2	0.69	3.92	2.94	6.47
	5	4	4	5.5	22.5	3.5	0.8	1	0.3	0.64	1.96	3.73	6.96
	5	8	4	5.5	29.5	3.5	0.8	1	0.3	0.78	3.82	3.04	7.06
5	12	4	5.5	37.5	3.5	0.8	1	0.3	0.83	5.79	2.75	7.06	



- 侧向摇摆柱塞
- lateral plungers smooth with seal

型号实例	型式 Model No.
例如	ZPT55A-0603-010

Part Number	Model No.
order	ZPT55A-0603-010



材质对照表(Materials)							
型号Type		主体Main Body		销子pin			弹簧Spring
		材质Material	表面处理Surface Treatment	材质Material	硬度Hardness	表面处理Surface Treatment	材质Material
无密封圈	ZPT55A	铝AL	氧化oxidation	S45C	HRC45~	镀锌Trivalent Chromate	SWP-B
带密封圈	ZPT55B						
无密封圈	ZPT56A	铝AL	氧化oxidation	聚缩醛Polyacetal	/	/	SWP-B
带密封圈	ZPT56B						

参数对照表(Specifications)						
型式Part Number Model No.	A	B	P(N)	C	D	F
	ZPT55A-0603-010	6	3	10	4	7
ZPT55A-0603-020	6	3	20	4	7	0.5
ZPT55A-0603-040	6	3	40	4	7	0.5
ZPT55A-1005-020	10	5	20	6.7	11	0.8
ZPT55A-1005-050	10	5	50	6.7	11	0.8
ZPT55A-1005-100	10	5	100	6.7	11	0.8
ZPT55A-1006-040	10	6	40	10.7	11	1.0
ZPT55A-1006-075	10	6	75	10.7	11	1.0
ZPT55A-1006-150	10	6	150	10.7	11	1.0
ZPT55A-1208-050	12	8	50	13.9	13	1.3
ZPT55A-1208-100	12	8	100	13.9	13	1.3
ZPT55A-1208-200	12	8	200	13.9	13	1.3
ZPT55A-1610-100	16	10	100	16.7	17	1.6
ZPT55A-1610-200	16	10	200	16.7	17	1.6
ZPT55A-1610-300	16	10	300	16.7	17	1.6

参数对照表(Specifications)						
型式Part Number Model No.	A	B	P(N)	C	D	F
	ZPT55B-0603-010	6	3	10	4	7
ZPT55B-0603-020	6	3	20	4	7	0.5
ZPT55B-0603-040	6	3	40	4	7	0.5
ZPT55B-1005-020	10	5	20	6.7	12	0.8
ZPT55B-1005-050	10	5	50	6.7	12	0.8
ZPT55B-1005-100	10	5	100	6.7	12	0.8
ZPT55B-1006-040	10	6	40	10.7	12	1
ZPT55B-1006-075	10	6	75	10.7	12	1
ZPT55B-1006-150	10	6	150	10.7	12	1
ZPT55B-1208-050	12	8	50	13.9	14	1.3
ZPT55B-1208-100	12	8	100	13.9	14	1.3
ZPT55B-1208-200	12	8	200	13.9	14	1.3
ZPT55B-1610-100	16	10	100	16.7	18	1.6
ZPT55B-1610-200	16	10	200	16.7	18	1.6
ZPT55B-1610-300	16	10	300	16.7	18	1.6

参数对照表(Specifications)						
型式Part Number Model No.	A	B	P(N)	C	D	F
	ZPT56A-0603-010	6	3	10	4	7
ZPT56A-1005-020	10	5	20	6	12	0.8
ZPT56A-1006-040	10	6	40	10	12	1
ZPT56A-1208-050	12	8	50	13	14	1.3
ZPT56A-1610-100	16	10	100	16	18	1.6

参数对照表(Specifications)						
型式Part Number Model No.	A	B	P(N)	C	D	F
	ZPT56B-0603-010	6	3	10	4	7
ZPT56B-1005-020	10	5	20	6.7	11	0.8
ZPT56B-1006-040	10	6	40	10.7	11	1
ZPT56B-1208-050	12	8	50	13.9	13	1.3
ZPT56B-1610-100	16	10	100	16.7	17	1.6



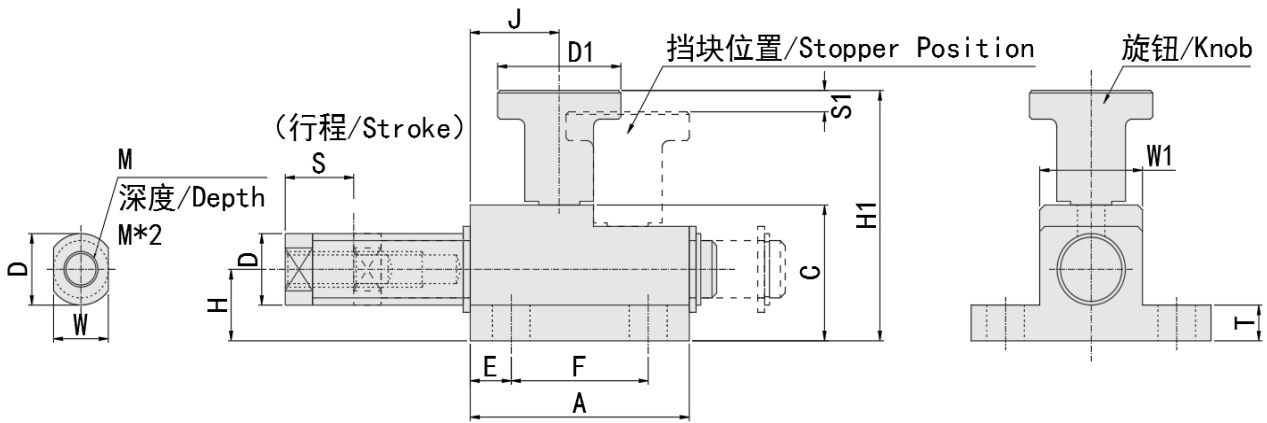
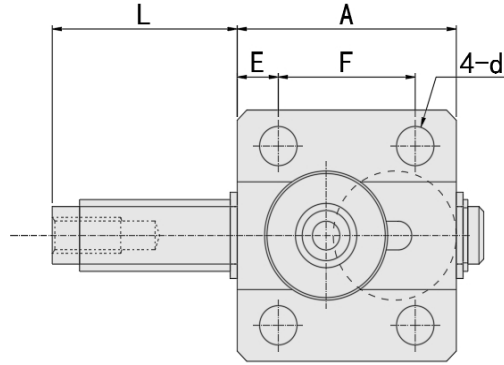
- 弹簧侧面紧固
- Guide Plungers with Hexagonal Socket

型号实例	型式 Type +M
例如	Z GPL 4

Part Number	Type +M
order	Z GPL 4

[!] 在挡块位置(落差)插入旋钮, 可固定销的移动。

[!] Shift the knob to the stopper position(lower step) to prevent the pin from moving.



材质对照表(Materials)

型号 Type		负载(N) Load Table Unit (N)		主体Main Body		销Pin		弹簧Spring	旋钮Knob
				材质 Material	表面处理 Surface Treatment	材质 Material	表面处理 Surface Treatment	材质 Material	材质 Material
		min.	max.						
轻载型 Light Load	ZGPL	0.6	2.5	铝合金 Aluminum Alloy	本色阳极氧化处理 Clear Anodize	S45C	镀镍 Nickel Plating	SUS304	聚缩醛 Polyacetal
重载型 Heavy Load	ZGPH	0.9	3.8	铝合金 Aluminum Alloy	本色阳极氧化处理 Clear Anodize	S45C	镀镍 Nickel Plating	SUS304	聚缩醛 Polyacetal
超重载型 Heavy Load	ZGPX	1.4	5.9	铝合金 Aluminum Alloy	本色阳极氧化处理 Clear Anodize	S45C	镀镍 Nickel Plating	SUS304	聚缩醛 Polyacetal

参数对照表(Specifications)

型式Part Number		S	销Pin				主体Main Body							旋钮Knob					
Type	M		D	L	W	H	A	B	C	T	G	E	F	d	S1	H1	J	D1	W1
ZGPL	4	6	8	22	6	5	18	26	11.5	4	18	4	10	4.5	1.5	24.5	5.5	15	10
ZGPH	5	10	10	27	8	10	32	35	19	5	25	6	20	5.5	3	35	13	18	15
ZGPX																			



- 行程销
- Spring Pins

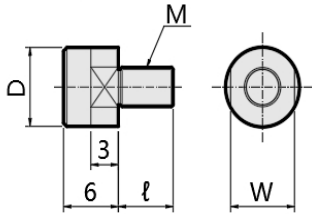
型号实例	型式 Type + M - D
例如	ZSPPL 6 - 5

Part Number	Type + M - D
order	ZSPPL 6 - 5

[!] 后部螺帽已铆接，不可拆卸。

[!] The rear nut is swaged, it cannot be removed.

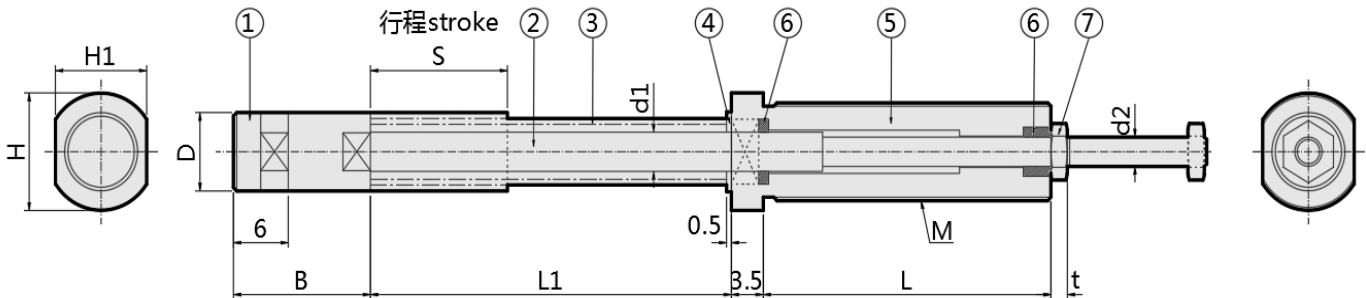
销前端 Pin tip



[!] 可用作行程销更换零件。

[!] Can be used as a replacement stroke.

行程销 Stroke pins



行程销 stroke pins / ZSPPL

材质对照表 (Materials)										
型号 Type	①销前端 Pin End		②销 Pin	③弹簧 Spring	④垫片 Shim	⑤主体 Body		⑥无油衬套 Oil Free Bushing	⑦螺帽 Nut	
	前端 Tip	金属芯 Core Rod	材质 Material	材质 Material	材质 Material	材质 Material	表面处理 Surface Treatment	材质 Material	材质 Material	表面处理 Surface Treatment
	材质 Material									
ZSPPL	聚缩醛 Polyacetal	SUS303	SUS303	SUS304	SUS304	S45C	无电解镀镍 Nickel Plating	PTEE	SUM23	镀锌 Trivalent Chromate

行程销 stroke pins / ZSPPL

参数对照表 (Specifications)													
型式 Part Number			行程 Stroke S	H	H1	B	L1	L	t	d1	d2	负载 Load(N)	
Type	M	D										min.	max.
ZSPPL	6	5	10	8	7	14	27.5	20	1.2	2.5	2	2.0	5.9
	8	6	10	9	8	14	28.5	26.5	1.6	3	2.5	3.8	8
	10	8	15	12	10	15	39.5	31.5	1.8	4	3	4.7	12.6

销前端 pin tip / ZSPPHA

材质对照表 (Materials)		
型号 Type	①销前端 Pin End	
	前端 Tip	金属芯 Core Rod
	材质 Material	
ZSPPHA	聚缩醛 Polyacetal	SUS303

销前端 pin tip / ZSPPHA

参数对照表 (Specifications)					
型式 Part Number		适用行程销 Applicable Itinerary Sales	ℓ	W	M*P
Type	D				
ZSPPHA	5	ZSPPL6-5	5	4	M2.5*0.45
	6	ZSPPL8-6	5	5	M3*0.5
	8	ZSPPL10-8	6	7	M4*0.7

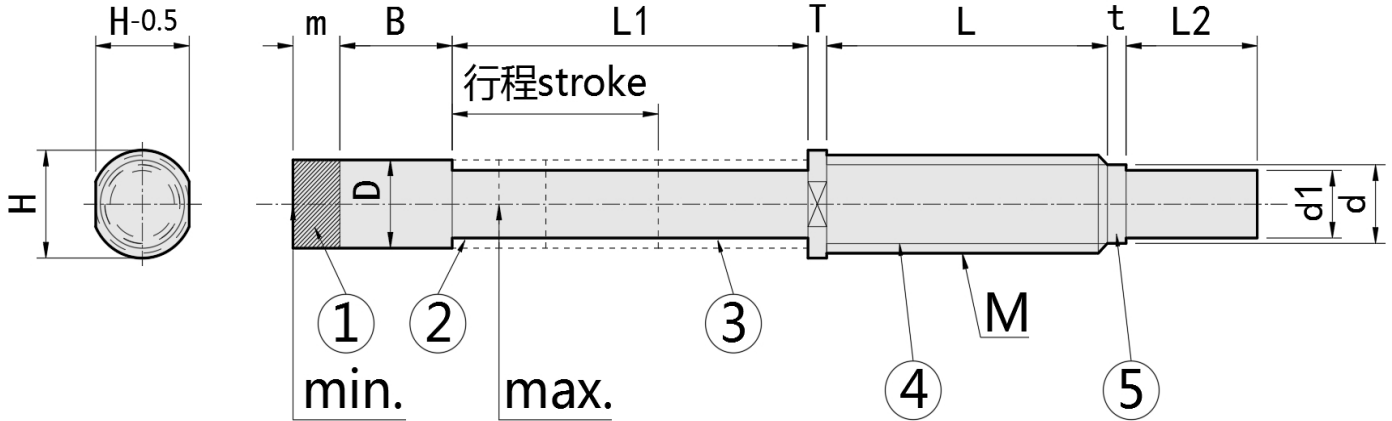


- 小径行程销
- Micro Spring Pins

型号实例	型式 Type + M - D
例如	ZJJPPN 2 - 1.5

Part Number	Type + M - D
order	ZJJPPN 2 - 1.5

- 【!】请勿使行程达到S尺寸产品限定行程以上，否则可能会导致弹簧损坏。
- 【!】Stroke should not exceed S dimension, otherwise the spring may be damaged.
- 【!】螺帽M2请在23.43N以下、M3~5在98.07N以下时进行安装。
- 【!】Tighten the nut with forces under 23.43N for M2, 98.07N for M3-5.



材质对照表(Materials)

型号 Type	①销前端 Pin End	②销 Pin			③弹簧 Spring	④套筒 Sleeve		⑤轴环 Collar
	材质 Material	材质 Material	硬度 Hardness	表面处理 Surface Treatment	材质 Material	材质 Material	表面处理 Surface Treatment	材质 Material
ZJJPPN	聚缩醛 Polyacetal	SK	Heat Treated Hardness HV 620~720	无电解镀镍 Nickel Plating	SUS304	SK	无电解镀镍 Nickel Plating	BS(黄铜) BS (Brass)

参数对照表(Specifications)

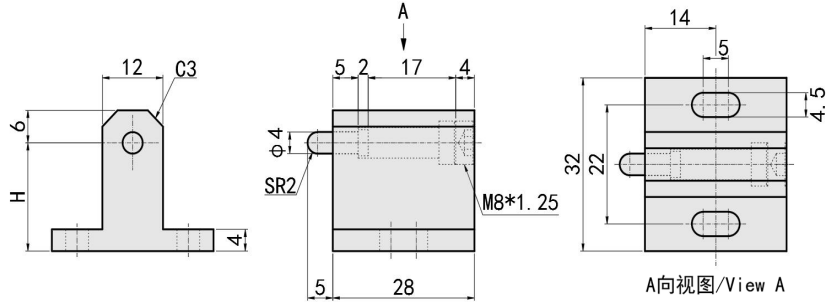
型式Part Number			行程Stroke S	H	m	B	L1	T	L	t	d	d1	L2	负载Load(N)	
Type	M	D												min.	max.
ZJJPPN	2(细牙Fine Thread)	1.5	8	2.5	2	3.5	14	0.5	9	0.8	1.7	1	4.2	0.2	0.883
	3(粗牙Coarse Thread)	2.5	11	3.5	2.5	6	19	1	15	1	2.25	1.72	7	0.39	3.432
	4(粗牙Coarse Thread)	3.5	11	4.5	2.5	6	19	1	15	1	3	2.45	7	0.76	3.432
	5(粗牙Coarse Thread)	4.5	11	5.5	2.5	6	19	1	15	1	4	3.45	7	1.28	3.432



- 柱塞块
- Block Plungers

型号实例	型式 Type + H
例如	ZPJSB 10

Part Number	Type + H
order	ZPJSB 10



材质对照表(Materials)								
负载分类 Load Category		型号 Type	主体 Main Body		前端 Nose			弹簧 Spring
			材质 Material	表面处理 Surface Treatment	材质 Material	硬度 Hardness	表面处理 Surface Treatment	材质 Material
钢制凸销 Steep Tip	轻载型 Light Load	ZPJSB	SS400	无电解镀镍 Nickel Plating	S45C	57~63HRC	无电解镀镍 Nickel Plating	SWP-B
树脂凸销 Plastic Tip	轻载型 Light Load	ZNPSB	SS400	无电解镀镍 Nickel Plating	聚缩醛 Polyacetal	/	/	SWP-B

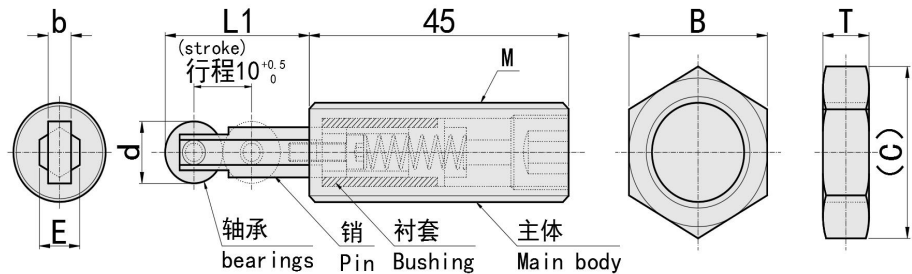
参数对照表(Specifications)			
型式Part Number Type	H	负载Load(N)	
		min.	max.
ZPJSB(钢制凸销/Steep Tip) ZNPSB(树脂凸销/Plastic Tip)	10	5.8	15.5
	15	5.8	15.5
	20	5.8	15.5



- 螺栓型滚轮柱塞
- Roller Plungers/Bolt Type

型号实例	型式 Type + M
例如	ZRBPJ 16

Part Number	Type + M
order	ZRBPJ 16



材质对照表(Materials)										
型号 Type		主体Main Body		销pin		轴承Bearing	衬套Bushing	弹簧Spring	附件(螺帽Nut*2pcs)	
		材质 Material	表面处理 Surface Treatment	材质 Material	表面处理 Surface Treatment	材质 Material	材质 Material	材质 Material	材质 Material	表面处理 Surface Treatment
轻载型 Light Load	ZRBPJ	S45C	无电解镀镍 Nickel Plating	S45C	无电解镀镍 Nickel Plating	SUJ2	黄铜合金 Brass Alloy	SUS304	SS440	镀镍 Nickel Plating
重载型 Heavy Load	ZRBSJ	S45C	无电解镀镍 Nickel Plating	S45C	无电解镀镍 Nickel Plating	SUJ2	黄铜合金 Brass Alloy	SUS304	SS440	镀镍 Nickel Plating

参数对照表(Specifications)												
型式Part Number Type		M	牙距 pitch	d	b	E	L1	螺帽 Nut			负载Load (N)	
轻载型 Light Load	重载型 Heavy Load							B	(C)	T	min.	max.
		ZRBPJ	16	2.0	10	4	9	25	24	27.7	10	1.6
20	2.5		19	6	11.5	30	30	34.6	12	1.6	4.8	
ZRBSJ	16	2.0	10	4	9	25	24	27.7	10	2.9	8.4	
	20	2.5	19	6	11.5	30	30	34.6	12	2.9	8.4	



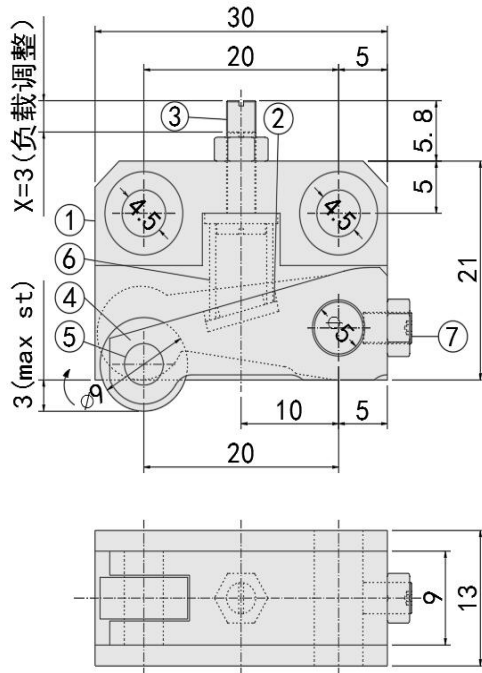
- 紧凑型滚轮柱塞
- Roller Plungers/Compact

型号实例	型式 Type + NO.
例如	ZCBPJ 9

Part Number	Type + NO.
order	ZCBPJ 9

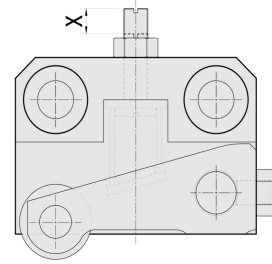
[!] 负可通过紧固③的调整螺丝，自由调整负载。

[!] By tightening adjustment screw③, the load can be adjusted freely.

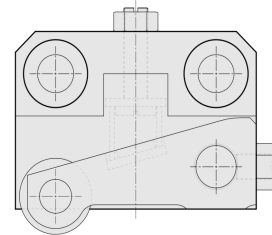


拧入量X
Tightening Amount X

最小Min. (X=3)



最大Max. (X=0)



材质对照表(Materials)									
型号 Type	①②③主体/臂/调整螺丝 Man Body/Arm/Adjustment Screw		④轴承 Bearing	⑤轴承轴 Bearing Shaft		⑥弹簧 Spring	⑦止动螺丝 Set screw	⑧螺帽 Nut	
	材质 Material	表面处理 Surface Treatment		材质 Material	硬度 Hardness			材质 Material	表面处理 Surface Treatment
ZCBPJ	S45C	无电解镀镍 Nickel Plating	SUS440	SUJ2	58HRC~	SUS304	SCM435	SWCH	无电解镀镍 Nickel Plating

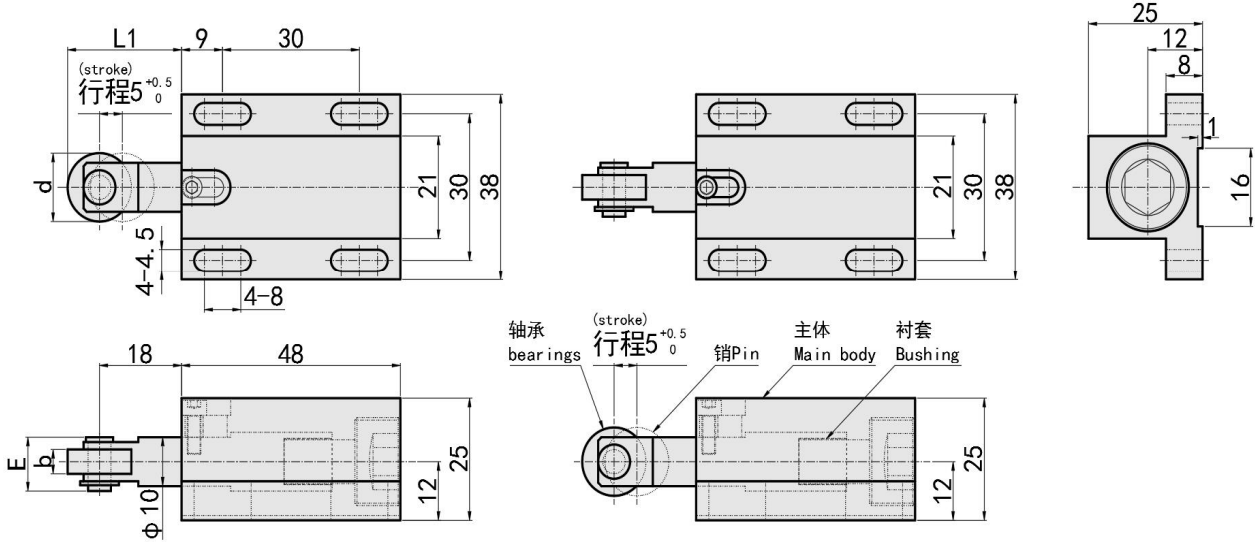
参数对照表(Specifications)					
型式Part Number		拧入量最小时 Min.Tightening(X=3)		拧入量最大时 Max.Tightening(X=0)	
Type	NO.	负载Load(N)		负载Load(N)	
		min.	max.	min.	max.
ZCBPJ	9	0.4	4.2	6.6	10.2



- 支架型滚轮柱塞
- Roller Plungers/Mounting

型号实例	型式 Type + NO.
例如	ZTBPJ 1

Part Number	Type + NO.
order	ZTBPJ 1



材质对照表(Materials)								
型号 Type	主体Main Body		销pin		轴承Bearing	衬套Bushing	弹簧Spring	
	材质 Material	表面处理 Surface Treatment	材质 Material	表面处理 Surface Treatment	材质 Material	材质 Material	材质 Material	
横向 side	ZTBPJ	S45C	无电解镀镍 Nickel Plating	S45C	无电解镀镍 Nickel Plating	SUJ2	黄铜合金 Brass Alloy	SUS304
纵向 vertical	ZSBPJ	S45C	无电解镀镍 Nickel Plating	S45C	无电解镀镍 Nickel Plating	SUJ2	黄铜合金 Brass Alloy	SUS304

参数对照表(Specifications)								
型式Part Number			d	b	E	L1	负载 Load(N)	
Type	NO.						min.	max.
轻载型 Light Load	ZTBPJ	1	14	5	11	25	3	5.1
		1A	19	6	12.8	27.5	3	5.1
重载型 Heavy Load	ZSBPJ	2	14	5	11	25	6.1	10.4
		2A	19	6	12.8	27.5	6.1	10.4



球头柱塞系列

Ball Plunger



ZHENGCHEN HARDWARE

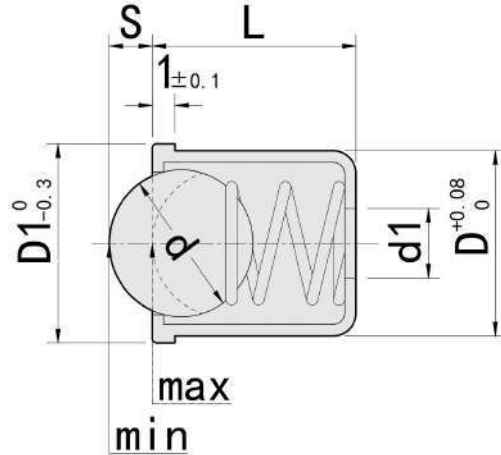


- 压入式球头柱塞
- Press Fit Plungers

型号实例	型式 Type + D
例如	ZPFSSN 3

Part Number	Type + D
order	ZPFSSN 3

- [!] 请涂抹粘合剂后使用以防止脱落。
- [!] Use adhesive to when installing.
- [!] 负载min.表示初始负载，负载max.表示球头最大压入限度时的负载。
- [!] Load values min. "indicate an initial load" and max. "a load when the ball is fully sunk."
- [!] D2规格只有PFSSN2型号。
- [!] D2 specification only has PFSSN2 model.



材质对照表 (Materials)					
型号Type		主体Main Body	球头Ball		弹簧Spring
轻载型 Light Load	重载型 Heavy Load	材质 Material	材质 Material	硬度 Hardness	材质 Material
ZPFSSN	ZPFSSR	SUS303	SUS440C	55HRC~	SUS304
ZPFSPN	ZPFSPR	SUS303	聚缩醛 Polyacetal	/	SUS304
ZPFPSN	ZPFPSR	聚缩醛 Polyacetal	SUS440C	55HRC~	SUS304
ZPFPPN	ZPFPPR	聚缩醛 Polyacetal	聚缩醛 Polyacetal	/	SUS304
ZPFBSN	ZPFBSR	铜 Brass	SUS440C	55HRC~	SUS304

参数对照表(Specifications)											
轻载型Light Load							弹力Load (N)				
型式Part Number	Type	D	D1	L	S	d	d1	ZPFSSN		ZPFPSN	
								ZPFSPN	ZPFBSN	ZPFPPN	ZPFPPN
								min.	max.	min.	max.
ZPFSSN	2*	2.5	3	0.3	1.5	0.5	0.54	0.78	/	/	
ZPFSSN	3	3.6	4	0.6	2	1	0.74	0.98	0.74	0.94	
ZPFSSN	4	4.6	5	0.8	3	1.5	0.65	5.6	1.3	6.4	
ZPFSPN	5	5.6	6	1	4	2	2.8	6.3	2.7	8.0	
ZPFPSN	6	6.6	7	1.6	5	2.5	2.95	9.6	1.15	10.2	
ZPFPPN	8	8.6	9	1.9	6.35	3	6.5	11.7	6.15	17.2	
ZPFBSN	10	10.6	11.5	2.4	8	3	9	15	2.1	18.8	
	10A	10.6	13	2.4	8	3	8.5	18.5	3.9	10	
	12	13	16	3.5	10	3	12	26.5	6.2	14.6	

参数对照表(Specifications)											
重载型 Heavy Load							弹力 (N) Load				
型式Part Number	Type	D	D1	L	S	d	d1	min.		max.	
								min.	max.	min.	max.
ZPFSSR	4	4.6	6.5	0.8	3	2	3.1	8.7			
ZPFSPR	5	5.6	8	1	4	2.5	5.1	13.5			
ZPFPSR	6	6.6	9	1.6	5	3	5.3	16.5			
ZPFPPR	8	8.6	12	1.9	6.35	3	8	28			
ZPFBSR	10	10.6	13	2.4	8	3	17	37			
	10B	10.6	14.5	2.4	8	3	13.5	30.5			



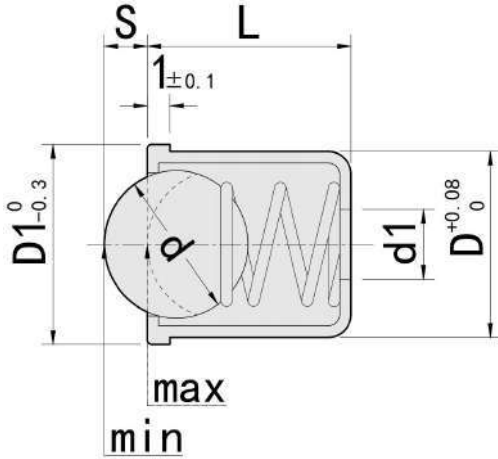
- 压入式球头柱塞/蓝色
- Press Fit Plungers(blue)

型号实例	型式 Type+D
例如	ZNPS 3

Part Number	Type+D
order	ZNPS 3

- [!] 请涂抹粘合剂后使用以防止脱落。
- [!] Use adhesive to when installing.
- [!] 建议的安装孔尺寸为 $D+0.08\sim+0.13$ 。
- [!] Recommended Diameter of Mounting Hole $D+0.08\sim+0.13$.
- [!] 负载min.表示初始负载，负载max.表示球头最大压入限度时的负载。
- [!] Load values min. "indicate an initial load" and max. "load when the ball is fully sunk."

材质对照表 (Materials)				
型号 Type	主体Main Body	球头Ball		弹簧Spring
	材质Material	材质Material	硬度Hardness	材质Material
ZNPS	蓝色聚缩醛 Blue Polyacetal	SUS440C	55HRC~	SUS304
ZNPP	蓝色聚缩醛 Blue Polyacetal	聚缩醛 Polyacetal	/	SUS304



参数对照表 (Specifications)								
型式Part Number Type	D	D1	L	S	d	d1	负载Load (N)	
							min.	max.
ZNPS ZNPP	3	3.5	4	0.6	2	1	0.74	0.98
	4	4.6	5	0.8	3	1.5	0.65	5.6
	5	5.6	6	1	4	2	2.8	6.3
	6	6.5	7	1.6	5	2.5	3	10
	8	8.5	9	1.9	6.35	3	6.5	11.7
	10	11	13.5	2.4	8	3	9	15
12	13	16	3.5	10	3	14	30	

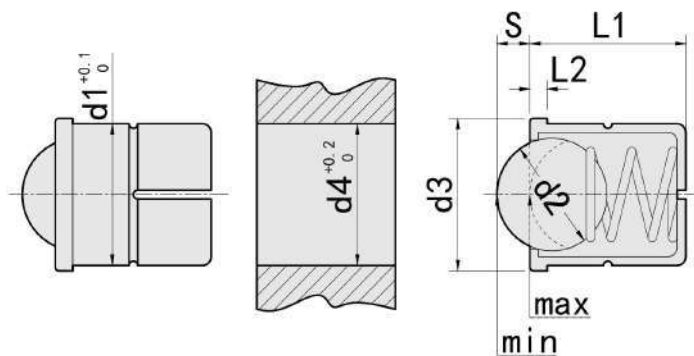


- 压入式球头柱塞/黑色
- Press Fit Plungers(black)

型号实例	型式 Type+d1
例如	ZPPS 4

Part Number	Type+d1
order	ZPPS 4

- [!] 负载min.表示初始负载，负载max.表示球头最大压入限度时的负载。
- [!] Load values min. "indicate an initial load" and max. "a load when the ball is fully sunk."



材质对照表 (Materials)				
型号 Type	主体Main Body	球头Ball		弹簧Spring
	材质Material	材质Material	硬度Hardness	材质Material
ZPPS	黑色聚缩醛 Black Polyacetal	SUS440C	55HRC~	SUS304
ZPPN	黑色聚缩醛 Black Polyacetal	聚缩醛 Polyacetal	/	SUS304

参数对照表 (Specifications)									
型式Part Number Type	d1	d2	d3	d4	L1	S	L2	弹力Load (N)	
								min.	max.
ZPPS ZPPN	4	3	4.6	4	5	0.8	1	3	6.5
	5	4	5.6	5	6	1	1	6	9.4
	6	5	6.5	6	7	1.6	1	6.2	12.6
	8	6.35	8.5	8	9	1.9	1	10	20.4
	10	8	11	10	13.5	2.4	1.5	11.9	22.3



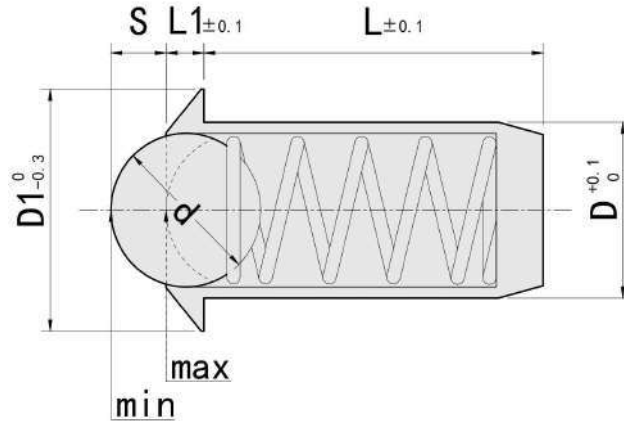
- 美制压入式球头柱塞
- American type plunger

型号实例	型式 Type + D
例如	ZFNB 0.125

Part Number	Type + D
order	ZFNB 0.125

[!] 负载min.表示初始负载，负载max.表示球头最大压入限度时的负载。

[!] Load values min. "indicate an initial load" and max. "load when the ball is fully sunk."



材质对照表 (Materials)						
型号Type		主体Main Body		球头Ball		弹簧Spring
轻载 Light Load	重载 Heavy Load	材质 Material	表面处理 Surface Treatment	材质 Material	硬度 Hardness	材质 Material
ZFNBL	ZFNBH	S45C	发黑 Black Oxide	SUS440C	55HRC~	SUS304
ZFNTL	ZFNTH	S45C	发黑 Black Oxide	聚缩醛 Polyacetal	/	SUS304
ZFNSL	ZFNSH	SUS303	/	SUS440C	55HRC~	SUS304
ZFNNL	ZFNNH	SUS303	/	聚缩醛 Polyacetal	/	SUS304

参数对照表(Specifications)											
型式Part Number		L inch	D1 inch	S inch	d inch	L1 inch	弹力Load (N)				
Type	D inch						轻载Light Load		重载Heavy Load		
							min.	max.	min.	max.	
ZFNB ZFNT ZFNS ZFNN	ZFNBH ZFNBH ZFNBH ZFNBH	0.125	0.252	0.187	0.035	0.094	0.032	1.8	5.9	3.4	12
		0.188	0.394	0.25	0.058	0.156	0.04	4.5	11.3	9	22
		0.25	0.471	0.312	0.07	0.187	0.045	6.8	15.8	13.5	30
		0.312	0.643	0.375	0.09	0.25	0.045	9	22.5	18	45
		0.375	0.786	0.5	0.11	0.312	0.078	11.3	31.5	22.5	62
		0.5	1.1	0.688	0.161	0.437	0.11	18	40.5	36	80



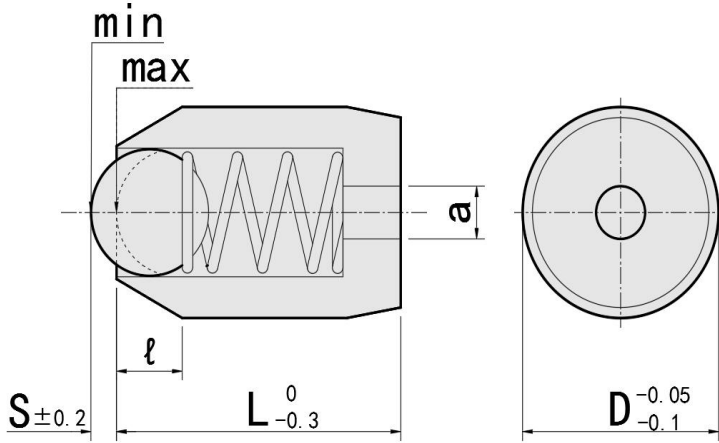
- 光身定位球
- Ball Plungers / Plain

型号实例	型式 Type + D
例如	ZBSZP 5

Part Number	型式 Type + D
order	ZBSZP 5

[!] 负载min.表示初始负载, 负载max.表示球头最大压入限度时的负载。

[!] Load values min. "indicate an initial load" and max. "load when the ball is fully sunk."



材质对照表 (Materials)				
型号 Type	主体Main Body	球头Ball		弹簧Spring
	材质 Material	材质 Material	硬度 Hardness	材质 Material
ZBSZP	SUS303	SUS440C	55HRC~	SUS304

参数对照表 (Specifications)								
型式Part Number		L	S	d	ℓ	a	弹力 (N) Load	
Type	D						min.	max.
ZBSZP	5	10	0.8	3	2.2	1	4.9	19.6
	6	11	0.8	3	2.8	1	9.8	29.4
	8	13	1	4	3.7	1.5	12.7	39.2
	10	13	1.2	5	4.7	2	18.6	49
	12	17	1.8	7.14	4.7	3	19.6	58.8



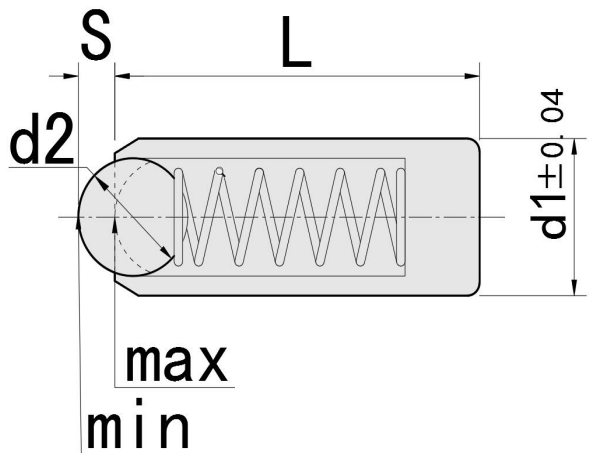
- 无牙球头柱塞
- Ball Plungers / Plain

型号实例	型式 Type+d1
例如	Z BPC 3

Part Number	Type+d1
order	Z BPC 3

[!] 负载min.表示初始负载, 负载max.表示球头最大压入限度时的负载。

[!] Load values min. "indicate an initial load" and max. "load when the ball is fully sunk."



材质对照表 (Materials)				
型号 Type	主体Main Body	球头Ball		弹簧Spring
	材质 Material	材质 Material	硬度 Hardness	材质 Material
ZBPC	SUS303	SUS440C	55HRC~	SUS304

参数对照表 (Specifications)						
型式Part Number		d2	L	S	弹力 (N) Load	
Type	d1				min.	max.
ZBPC	3	2	7	0.65	4.5	7.5
	3.5	2.5	9	0.8	6	14.5
	4	3	11	0.9	8	14
	4.5	3.2	12	0.95	9.5	16.5
	5	3.5	13	1	11	18
	5.5	4	14	1.2	15.5	25
	6	4.5	15	1.5	18	31



- 铜制双头定位珠
- Copper double / ended

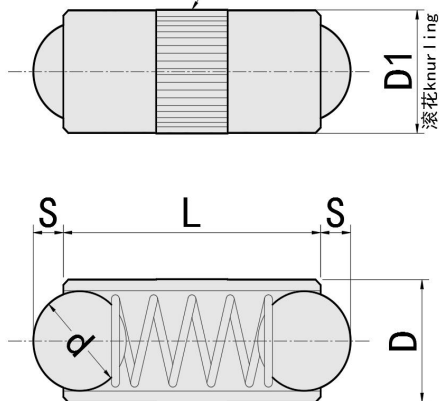
型号实例	型式 Type + D
例如	Z CBP 2.5

Part Number	型式 Type + D
order	Z CBP 2.5

[!] 负载min.表示初始负载, 负载max.表示球头最大压入限度时的负载。

[!] Load values min. "indicate an initial load" and max. "load when the ball is fully sunk."

压花工艺
Knurling process



材质对照表 (Materials)					
型号 Type	主体Main Body		球头Ball		弹簧Spring
	材质 Material	硬度 Hardness	材质 Material	硬度 Hardness	材质 Material
ZCBP	黄铜 brass	55HRC~	SUS440C	55HRC~	SUS304

参数对照表 (Specifications)							
型式Part Number		L	S	D1	d	弹力 (N) Load	
Type	D					min.	max.
ZCBP	2.5	5.3	0.65	2.52	2	1.3	2.5
	3	7.3	0.8	3.05	2.5	2	4.5
	4	9	0.9	4.05	3	2.5	7.5
	5	10.8	1.2	5.05	4	3.5	8
	6	12.6	1.6	6.05	5	3.5	10.5
	7	14	2	7.05	6	4	12
8	18	2.1	8.05	6.5	6	15	



- 法兰式球头柱塞
- Flanged Ball Plungers

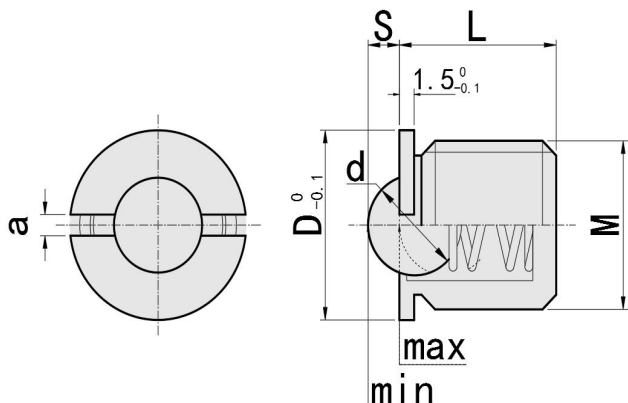
型号实例	型式 Type + M
例如	Z FBPJ 5

Part Number	型式 Type + M
order	Z FBPJ 5

[!] 负载min.表示初始负载, 负载max.表示球头最大压入限度时的负载。

[!] Load values min. "indicate an initial load" and max. "load when the ball is fully sunk."

材质对照表 (Materials)						
型号 Type	主体Main Body			球头Ball		弹簧Spring
	材质 Material	表面处理 Surface Treatment	硬度 Hardness	材质 Material	硬度 Hardness	材质 Material
ZFBPJ	S45C	发黑Black Oxide	29~35HRC	SUS440C	55HRC~	SUS304
ZFBPJS	SUS303	/	/	SUS440C	55HRC~	SUS304
ZFBPJB	Brass	/	/	SUS440C	55HRC~	SUS304



参数对照表 (Specifications)										
型式Part Number		D	L	S	d	a	弹力Load (N)			
Type	M						ZFBPJ		ZFBPJS/ZFBPJB	
							min.	max.	min.	max.
ZFBPJ ZFBPJS ZFBPJB	5	7	5	0.8	3	0.8	0.6	5.6	1.3	6.4
	6	8	6	1	4	1	2.8	6.3	2.7	8
	8	10	7	1.6	5	1.5	2.9	9.6	1.3	10.2
	10	12	9	1.9	6.35	1.5	6.4	11.7	6.1	17.2
	12	14	11.5	2.4	7.94	1.5	9	15	2.1	18.8
16	18	16	3.2	9.53	2	9.9	21.5	13	25.5	



■ 一字槽球头柱塞

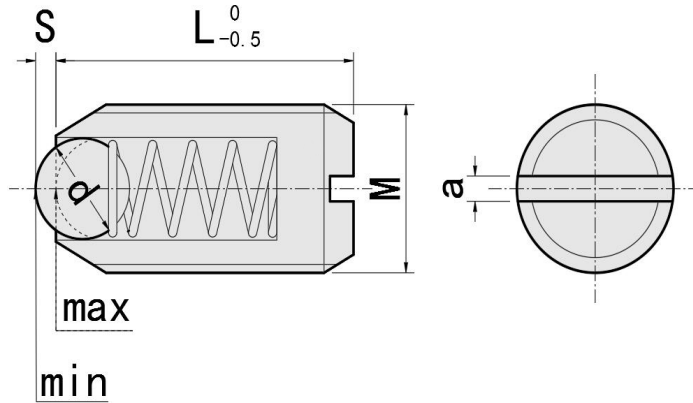
■ Slotted ball head plunger

型号实例	型式 Type+M
例如	ZBPES 5

Part Number	Type+M
order	ZBPES 5

[!] 负载min.表示初始负载，负载max.表示球头最大压入限度时的负载。

[!] Load values min. "indicate an initial load" and max. "load when the ball is fully sunk."



材质对照表 (Materials)						
型号 Type	主体Main Body			球头Ball		弹簧Spring
	材质 Material	表面处理 Surface Treatment	硬度 Hardness	材质 Material	硬度 Hardness	材质 Material
ZBPES	SCM435	发黑 Black Oxide	29~35HRC	SUJ2	55HRC~	SUS304
ZBPEN	SCM435	发黑 Black Oxide	29~35HRC	聚缩醛 Polyacetal	/	SUS304
ZBPEU	SUS303	/	/	SUS304	/	SUS304
ZBPNN	SUS303	/	/	聚缩醛 Polyacetal	/	SUS304

参数对照表 (Specifications)							
型式Part Number		L	d	S	a	弹力 (N) Load	
Type	M					min.	max.
ZBPES ZBPEN ZBPEU ZBPNN	3	7	1.5	0.4	1	1.5	2.9
	4	9 10 12	2.5	0.7	1	3.9	9.8
	5	10 12 16 20	3	0.8	1.2	4.9	19.6
	6	12 14 16 20	3.5	1	1.2	4.9	29.4
	8	10 12 16 20	5	1.5	1.5	12.7	39.2
	10	16 19 25 30	6	1.8	1.5	18.6	49
	12	20 22 25 30	8	2.7	2	19.6	58.8
	16	24 30	10	3.5	2	29.4	98
	20	30	12	5	3	35	120
	24	35	15.87	6	3	81	237



■ 内六角球头柱塞

■ Ball Plungers

型号实例	型式 Type+M
例如	ZBPY 5

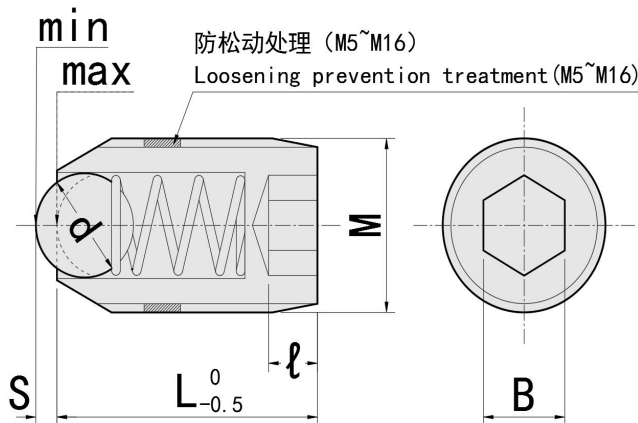
Part Number	Type+M
order	ZBPY 5

[!] 标准型的M3、M4规格未进行放松处理。

[!] Thread locking Treatment is not provided on M3 and M4 of Standard Type.

[!] 负载min.表示初始负载，负载max.表示球头最大压入限度时的负载。

[!] Load values min. "indicate an initial load" and max. "load when the ball is fully sunk."



材质对照表 (Materials)

材质对照表 (Materials)									
型号Type			主体Main Body				球头Ball		弹簧Spring
球头分类 Ball head Category	负载分类 Load Category	标准型 Standard	不防松型 No thread locking	材质 Material	表面处理 Surface Treatment	硬度 Hardness	材质 Material	硬度 Hardness	材质 Material
金属球头 Metal Ball	超轻载 Ultra Light Load	ZBPY	ZBPY-N	SCM435	发黑 Black Oxide	29~35HRC	SUJ2	55HRC~	SWP-B
	轻载 Light Load	ZBPJF	ZBPJ-N	SCM435	发黑 Black Oxide	29~35HRC	SUJ2	55HRC~	SWP-B
	重载 Heavy Load	ZBSJF	ZBSJ-N	SUS304	/	/	SUJ2	55HRC~	SWP-B
	超重载 Extra Heavy Load	ZBPW	ZBPW-N	SCM435	镀镍 Nickel Plating	29~35HRC	SUJ2	55HRC~	SWP-B
树脂球头 Plastic Ball	超轻载 Ultra Light Load	ZNBPS	/	SCM435	发黑 Black Oxide	29~35HRC	聚缩醛 Polyacetal	/	SWP-B
	轻载 Light Load	ZNBPJ	/	SCM435	发黑 Black Oxide	29~35HRC	聚缩醛 Polyacetal	/	SWP-B
	重载 Heavy Load	ZNBSJ	/	SCM435	发黑 Black Oxide	29~35HRC	聚缩醛 Polyacetal	/	SWP-B
	超重载 Extra Heavy Load	ZNBPW	/	SCM435	发黑 Black Oxide	29~35HRC	聚缩醛 Polyacetal	/	SWP-B

参数对照表 (Specifications)

参数对照表 (Specifications)														
型式Part Number		d	S	L	l	B	超轻载 (N) Ultra Light Load		轻载 (N) Light Load		重载 (N) Heavy Load		超重载 (N) Extra Heavy Load	
Type	M						min.	max.	min.	max.	min.	max.	min.	max.
							ZBPY	3	1.5	0.4	7	1	1.5	0.3
ZBPJF	4	2.38	0.7	9	1.5	2	0.6	1.6	2	4.9	3.9	9.8	2.5	12.5
ZBSJF	5	3	0.8	12	2	2.5	1	3.12	2.9	9.8	4.9	19.6	11.2	24.1
ZBPW	6	3.5	1	13	2.5	3	1.6	4.85	4.9	14.7	9.8	29.4	17.7	33.4
ZNBPS	8	5	1.5	16	2.5	4	2.4	6.36	6.9	19.6	12.7	39.2	21.4	45.3
ZNBPJ	10	6	1.8	16	3	5	3	8.1	8.8	24.5	18.6	49	23.5	58.7
ZNBSJ	12	8	2.7	20	3	6	3.5	9.68	9.8	29.4	19.6	58.8	24.1	62.3
ZNBPW	16	10	3.5	25	3	8	5.7	15.8	15.7	49	29.4	98	43.6	116



■ 不锈钢内六角球头柱塞

■ Ball Plungers

型号实例	型式 Type+M
例如	ZBSZF 5

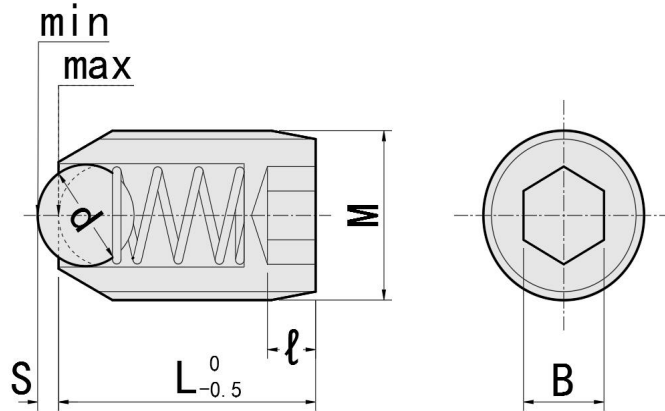
Part Number	Type+M
order	ZBSZF 5

[!] 未进行放松处理。

[!] Thread-locking adhesive not applied.

[!] 负载min.表示初始负载，负载max.表示球头最大压入限度时的负载。

[!] Load values min. "indicate an initial load" and max. "load when the ball is fully sunk."



材质对照表 (Materials)						
型号Type			主体Main Body	球头Ball		弹簧Spring
球头分类 Ball head Category	负载分类 Load Category	标准型 Standard	材质 Material	材质Material	硬度 Hardness	材质 Material
金属球头 Metal Ball	超轻载 Ultra Light Load	ZBMS	SUS304	SUS440C	55HRC~	SUS304
	轻载 Light Load	ZBSM	SUS304	SUS440C	55HRC~	SUS304
	重载 Heavy Load	ZBSZF	SUS304	SUS440C	55HRC~	SUS304
	超重载 Extra Heavy Load	ZBSX	SUS304	SUS440C	55HRC~	SUS304
树脂球头 Plastic Ball	超轻载 Ultra Light Load	ZNBSS	SUS304	聚缩醛 Polyacetal	/	SUS304
	轻载 Light Load	ZNBSM	SUS304	聚缩醛 Polyacetal	/	SUS304
	重载 Heavy Load	ZNBSZ	SUS304	聚缩醛 Polyacetal	/	SUS304
	超重载 Extra Heavy Load	ZNBSX	SUS304	聚缩醛 Polyacetal	/	SUS304

参数对照表(Specifications)														
型式Part Number		d	S	L	l	B	超轻载 (N) Ultra Light Load		轻载 (N) Light Load		重载 (N) Heavy Load		超重载 (N) Extra Heavy Load	
Type	M						min.	max.	min.	max.	min.	max.	min.	max.
ZBMS	3	1.5	0.4	7	1	1.5	0.3	0.64	1	2	1.5	2.9	2.2	5
ZBSM	4	2.38	0.7	9	1.5	2	0.6	1.6	2	4.9	3.9	9.8	2.5	12.5
ZBSZF	5	3	0.8	12	2	2.5	1	3.12	2.9	9.8	4.9	19.6	11.2	24.1
ZBSX	6	3.5	1	13	2.5	3	1.6	4.85	4.9	14.7	9.8	29.4	17.7	33.4
ZNBSS	8	5	1.5	16	2.5	4	2.4	6.36	6.9	19.6	12.7	39.2	21.4	45.3
ZNBSM	10	6	1.8	16	3	5	3	8.1	8.8	24.5	18.6	49	23.5	58.7
ZNBSZ	12	8	2.7	20	3	6	3.5	9.68	9.8	29.4	19.6	58.8	24.1	62.3
ZNBSX	16	10	3.5	25	3	8	5.7	15.8	15.7	49	29.4	98	43.6	116



■ 镀锌内六角球头柱塞

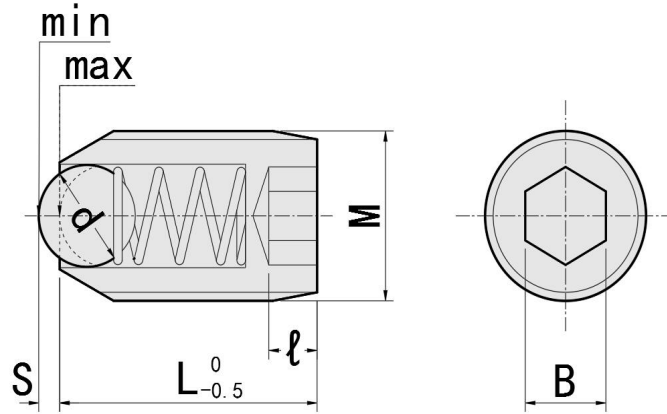
■ Ball Plungers

型号实例	型式 Type+M
例如	Z BPU 5

Part Number	Type+M
order	Z BPU 5

[!] 负载min.表示初始负载，负载max.表示球头最大压入限度时的负载。

[!] Load values min. "indicate an initial load" and max. "load when the ball is fully sunk."



材质对照表 (Materials)							
型号 Type	负载分类 Load Category	主体Main Body			球头Ball		弹簧Spring
		材质 Material	表面处理 Surface Treatment	硬度 Hardness	材质 Material	硬度 Hardness	材质 Material
ZBPU	轻载 Light Load	SCM435	铬酸盐光泽处理 Trivalent Chromate	29~35HRC	SUJ2	55HRC~	SWP-B
ZBPM	重载 Heavy Load	SCM435	铬酸盐光泽处理 Trivalent Chromate	29~35HRC	SUJ2	55HRC~	SWP-B
ZBPQ	超重载 Extra Heavy Load	SCM435	铬酸盐光泽处理 Trivalent Chromate	29~35HRC	SUJ2	55HRC~	SWP-B

参数对照表(Specifications)												
型式Part Number		d	S	L	l	B	轻载 (N) Light Load		重载 (N) Heavy Load		超重载 (N) Extra Heavy Load	
Type	M						min.	max.	min.	max.	min.	max.
ZBPU ZBPM ZBPQ	3	1.5	0.4	7	1	1.5	1	2	1.5	2.9	2.2	5
	4	2.38	0.7	9	2.4	2	2	4.9	3.9	9.8	2.5	12.5
	5	3	0.8	12	2	2.5	2.9	9.8	4.9	19.6	11.2	24.1
	6	3.5	1	13	2.5	3	4.9	14.7	9.8	29.4	17.7	33.4
	8	5	1.5	16	2.5	4	6.9	19.6	12.7	39.2	21.4	45.3
	10	6	1.8	16	3	5	8.8	24.5	18.6	49	23.5	58.7
	12	8	2.7	20	3	6	9.8	29.4	19.6	58.8	24.1	62.3
	16	10	3.5	25	3	8	15.7	49	29.4	98	43.6	116
20	12	5	40	6	10	53.9	78.4	78.4	147.6	84.6	196.6	



■ 长度选择型内六角球头柱塞

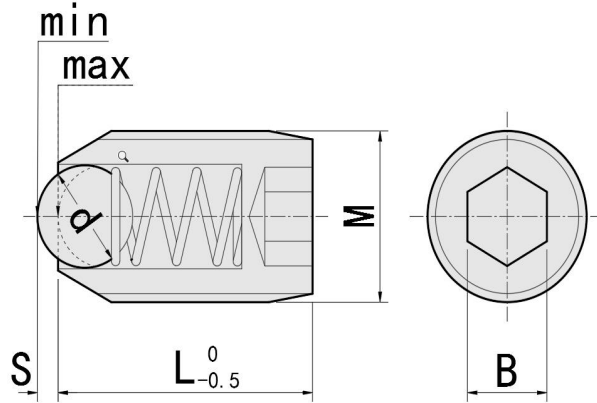
■ Ball Plungers

型号实例	型式 Type+M-L
例如	Z BBP 5-12

Part Number	Type+M-L
order	Z BBP 5-12

[!] 负载min.表示初始负载，负载max.表示球头最大压入限度时的负载。

[!] Load values min. "indicate an initial load" and max. "load when the ball is fully sunk."



材质对照表 (Materials)						
型号 Type	主体Main Body			球头Ball		弹簧Spring
	材质 Material	表面处理 Surface Treatment	硬度 Hardness	材质Material	硬度 Hardness	材质Material
ZBBP	SCM435	发黑 Black Oxide	29~35HRC	SUJ2	55HRC~	SWP-B
ZBCNB	SCM435	发黑 Black Oxide	29~35HRC	聚缩醛 Polyacetal	/	SWP-B
ZBPS	SUS303	/	/	SUS440C	55HRC~	SUS304
ZBNBP	SUS303	/	/	聚缩醛 Polyacetal	/	SUS304

参数对照表 (Specifications)																
Type	型式Part Number									d	S	B	弹力 (N) Load			
	M	L											min.	max.		
		3	5	6	7	10	13	16	20							
ZBBP ZBCNB	3	5	6	7	10	13	16	20		1.5	0.4	1.5	1.5	2.9		
	4	6	8	9	10	12	16	20		2.38	0.7	2	3.9	9.8		
	5	8	10	12	16	18	20	25	30	35	40	3	0.8	2.5	4.9	19.6
	6	8	10	13	16	20	25	30	35	40	50	3.5	1	3	4.9	29.4
ZBPS ZBNBP	8	10	12	16	20	25	30	35	40	50	5	1.5	4	12.7	39.2	
	10	16	20	23	25	27	30	35	40	45	50	6	1.8	5	18.6	49
	12	20	25	30	32	35	40	50				8	2.7	6	19.6	58.8
	16	25	30	35	40	45	50	55	60			10	3.5	8	29.4	98
	20	40	43	50							12	5	10	35	120	
	24	48									15.87	6	12	81	237	



■ 碳钢加长型内六角球头柱塞

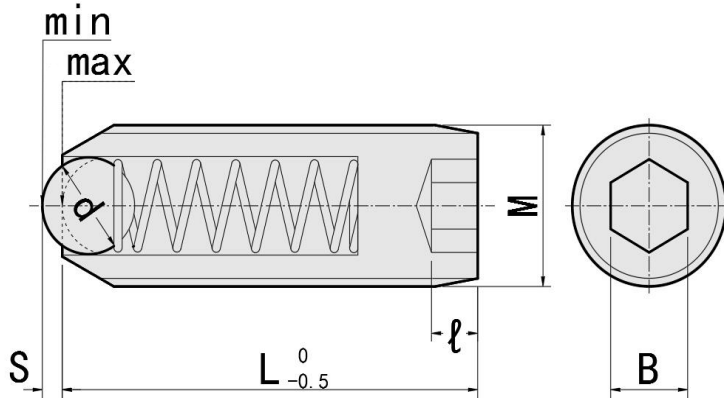
■ Ball Plungers / Long

型号实例	型式 Type+M
例如	Z BPSL 5

Part Number	Type+M
order	Z BPSL 5

[!] 负载min.表示初始负载，负载max.表示球头最大压入限度时的负载。

[!] Load values min. "indicate an initial load" and max. "load when the ball is fully sunk."



材质对照表 (Materials)								
型号Type			主体Main Body			球头Ball		弹簧Spring
球头分类 Ball head Category	负载分类 Load Category	标准型 Standard	材质 Material	表面处理 Surface Treatment	硬度 Hardness	材质Material	硬度 Hardness	材质 Material
金属球头 Metal Ball	超轻载 Ultra Light Load	ZBPSL	S45C	发黑 Black Oxide	29~35HRC	SUJ2	55HRC~	SWP-B
	轻载 Light Load	ZBPJL	S45C	发黑 Black Oxide	29~35HRC	SUJ2	55HRC~	SWP-B
	重载 Heavy Load	ZBSJL	SUS304	/	/	SUJ2	55HRC~	SWP-B
	超重载 Extra Heavy Load	ZBPWL	S45C	镀镍 Nickel Plating	29~35HRC	SUJ2	55HRC~	SWP-B
树脂球头 Plastic Ball	超轻载 Ultra Light Load	ZNP SL	S45C	发黑 Black Oxide	29~35HRC	聚缩醛 Polyacetal	/	SWP-B
	轻载 Light Load	ZNPJR	S45C	发黑 Black Oxide	29~35HRC	聚缩醛 Polyacetal	/	SWP-B
	重载 Heavy Load	ZNSJL	S45C	发黑 Black Oxide	29~35HRC	聚缩醛 Polyacetal	/	SWP-B
	超重载 Extra Heavy Load	ZNSWL	S45C	镀镍 Nickel Plating	29~35HRC	聚缩醛 Polyacetal	/	SWP-B

参数对照表(Specifications)														
型式Part Number		d	S	L	l	B	超轻载 (N) Ultra Light Load		轻载 (N) Light Load		重载 (N) Heavy Load		超重载 (N) Extra Heavy Load	
Type	M						min.	max.	min.	max.	min.	max.	min.	max.
ZBPSL	3	1.5	0.4	13	1	1.5	0.3	0.64	1	2	1.5	2.9	2.2	5
ZBPJL	4	2.38	0.7	15	1.5	2	0.6	1.6	2	4.9	3.9	9.8	2.5	12.6
ZBSJL	5	3	0.8	18	2	2.5	1	3.12	2.9	9.8	4.9	19.6	11.7	25.1
ZBPWL	6	3.5	1	20	2.5	3	1.6	4.85	4.9	14.7	9.8	29.4	18.7	35.3
ZNP SL	8	5	1.5	23	2.5	4	2.4	6.36	6.9	19.6	12.7	39.2	24.5	46.8
ZNPJR	10	6	1.8	27	3	5	3	8.1	8.8	24.5	18.6	49	26.7	58.7
ZNSJL	12	8	2.7	32	3	6	3.5	9.68	9.8	29.4	19.6	58.8	26.1	62.3
ZNSWL	16	10	3.5	40	3	8	5.7	15.8	15.7	49	29.4	98	55.4	116



■ 不锈钢加长型内六角球头柱塞

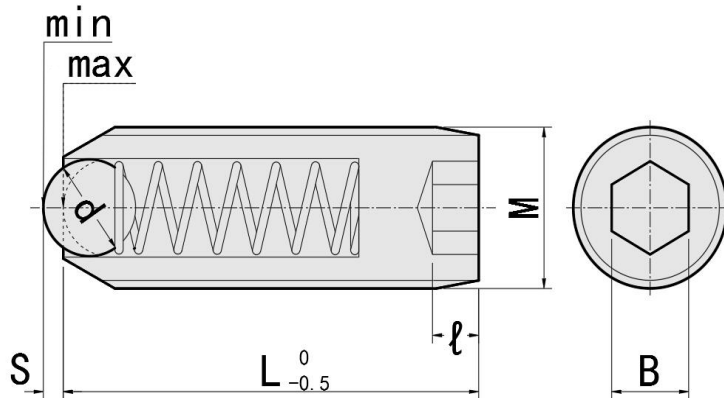
■ Ball Plungers / Long

型号实例	型式 Type+M
例如	Z BMSL 5

Part Number	Type+M
order	Z BMSL 5

[!] 负载min.表示初始负载，负载max.表示球头最大压入限度时的负载。

[!] Load values min. "indicate an initial load" and max. "load when the ball is fully sunk."



材质对照表 (Materials)						
型号Type			主体Main Body	球头Ball		弹簧Spring
球头分类 Ball head Category	负载分类 Load Category	标准型 Standard	材质 Material	材质Material	硬度 Hardness	材质 Material
金属球头 Metal Ball	超轻载 Ultra Light Load	ZBMSL	SUS304	SUS440C	55HRC~	SUS304
	轻载 Light Load	ZBSML	SUS304	SUS440C	55HRC~	SUS304
	重载 Heavy Load	ZBSZL	SUS304	SUS440C	55HRC~	SUS304
	超重载 Extra Heavy Load	ZBSXL	SUS304	SUS440C	55HRC~	SUS304
树脂球头 Plastic Ball	超轻载 Ultra Light Load	ZNMSL	SUS304	聚缩醛 Polyacetal	/	SUS304
	轻载 Light Load	ZNSML	SUS304	聚缩醛 Polyacetal	/	SUS304
	重载 Heavy Load	ZNSZL	SUS304	聚缩醛 Polyacetal	/	SUS304
	超重载 Extra Heavy Load	ZNSXL	SUS304	聚缩醛 Polyacetal	/	SUS304

参数对照表 (Specifications)														
型式Part Number		d	S	L	ℓ	B	超轻载 (N) Ultra Light Load		轻载 (N) Light Load		重载 (N) Heavy Load		超重载 (N) Extra Heavy Load	
Type	M						min.	max.	min.	max.	min.	max.	min.	max.
ZBMSL ZBSML ZBSZL ZBSXL ZNMSL ZNSML ZNSZL ZNSXL	3	1.5	0.4	13	1	1.5	0.3	0.65	1	2	1.5	2.9	2.2	5
	4	2.38	0.7	15	1.5	2	0.6	1.62	1.9	4.9	3.9	9.8	2.5	12.5
	5	3	0.8	18	2	2.5	1.1	3.21	3.3	9.8	4.9	19.6	11.2	24.1
	6	3.5	1	20	2.5	3	1.7	4.96	5.1	15.3	9.8	29.4	17.7	33.4
	8	5	1.5	23	2.5	4	2.5	6.56	5.5	19.1	12.7	39.2	21.4	45.3
	10	6	1.8	27	3	5	3.2	8	8.9	24.1	18.6	49	23.5	60
	12	8	2.7	32	3	6	3.5	9.8	10.5	29.3	19.6	58.8	24.1	63.7
	16	10	3.5	40	3	8	6.1	15.6	14.9	48.9	29.4	98	43.6	116



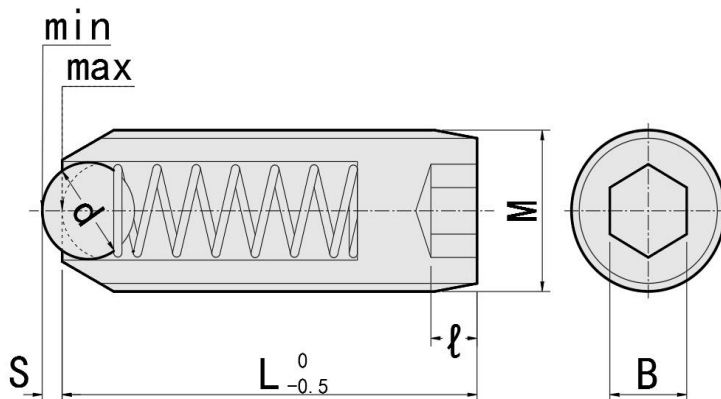
- 碳钢指定加长型球头柱塞
- Ball Plungers - Selectable Length

型号实例	型式 Type + M- L
例如	Z BPSLS5 - 30

Part Number	Type + M- L
order	Z BPSLS5 - 30

[!] 负载min.表示初始负载，负载max.表示球头最大压入限度时的负载。

[!] Load values min. "indicate an initial load" and max. "load when the ball is fully sunk."



材质对照表 (Materials)							
型号Type		主体Main Body			球头Ball		弹簧Spring
标准型 Standard	负载分类 Load Category	材质 Material	表面处理 Surface Treatment	硬度 Hardness	材质 Material	硬度 Hardness	材质 Material
ZBPSLS	超轻载 Ultra Light Load	S45C	发黑 Black Oxide	29~35HRC	SUJ2	55HRC~	SWP-B
ZBPJLS	轻载 Light Load	S45C	发黑 Black Oxide	29~35HRC	SUJ2	55HRC~	SWP-B
ZBSJLS	重载 Heavy Load	S45C	发黑 Black Oxide	29~35HRC	SUJ2	55HRC~	SWP-B
ZBPWLS	超重载 Extra Heavy Load	S45C	镀镍 Nickel Plating	29~35HRC	SUJ2	55HRC~	SWP-B
ZNPJRS	轻载 Light Load	S45C	发黑 Black Oxide	29~35HRC	聚缩醛 Polyacetal	/	SWP-B

参数对照表(Specifications)															
型式Part Number			d	S	l	B	超轻载 (N) Ultra Light Load		轻载 (N) Light Load		重载 (N) Heavy Load		超重载 (N) Extra Heavy Load		
Type	M	L					min.	max.	min.	max.	min.	max.	min.	max.	
ZBPSLS ZBPJLS ZBSJLS ZBPWLS ZNPJRS	3	20	30	1.5	0.4	1	1.5	0.3	0.64	1	2	1.5	2.9	2.2	5
	4	20	30	2.38	0.7	1.5	2	0.6	1.6	2	4.9	3.9	9.8	2.5	12.6
	5	30	40	3	0.8	2	2.5	1	3.12	2.9	9.8	4.9	19.6	11.7	25.1
	6	30	40	3.5	1	2.5	3	1.6	4.85	4.9	14.7	9.8	29.4	18.7	35.3
	8	40	50	5	1.5	2.5	4	2.4	6.36	6.9	19.6	12.7	39.2	24.5	46.8
	10	40	50	6	1.8	3	5	3	8.1	8.8	24.5	18.6	49	26.7	58.7
	12	50	60	8	2.7	3	6	3.5	9.68	9.8	29.4	19.6	58.8	26.1	62.3
16	50	60	10	3.5	3	8	5.7	15.8	15.7	49	29.4	98	55.4	116	



■ 不锈钢加长型内六角球头柱塞

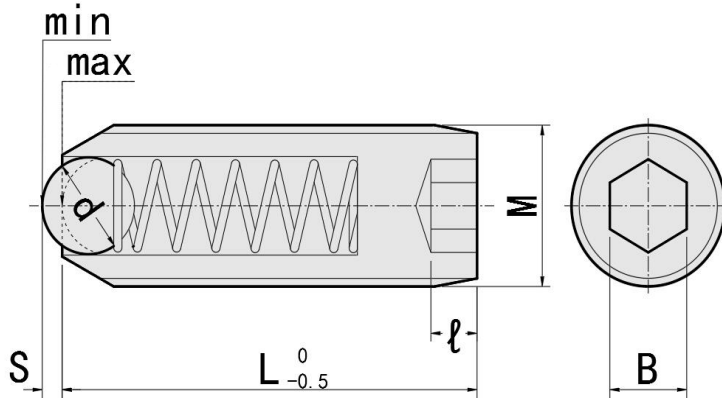
■ Ball Plungers / Long

型号实例	型式 Type + M- L
例如	Z BSSL5 - 30

Part Number	Type + M- L
order	Z BSSL5 - 30

[!] 负载min.表示初始负载，负载max.表示球头最大压入限度时的负载。

[!] Load values min. "indicate an initial load" and max. "load when the ball is fully sunk."



材质对照表 (Materials)					
型号Type		主体Main Body	球头Ball		弹簧Spring
标准型 Standard	负载分类 Load Category	材质 Material	材质 Material	硬度 Hardness	材质Material
ZBSSL5	超轻载 Ultra Light Load	SUS304	SUS440C	55HRC~	SUS304
ZBSMLS	轻载 Light Load	SUS304	SUS440C	55HRC~	SUS304
ZBSZLS	重载 Heavy Load	SUS304	SUS440C	55HRC~	SUS304
ZBSXLS	超重载 Extra Heavy Load	SUS304	SUS440C	55HRC~	SUS304

参数对照表(Specifications)															
型式Part Number			d	S	l	B	超轻载 (N) Ultra Light Load		轻载 (N) Light Load		重载 (N) Heavy Load		超重载 (N) Extra Heavy Load		
Type	M	L					min.	max.	min.	max.	min.	max.	min.	max.	
ZBSSL5 ZBSMLS ZBSZLS ZBSXLS	3	20	30	1.5	0.4	1	1.5	0.3	0.65	1	2	1.5	2.9	2.2	5
	4	20	30	2.38	0.7	1.5	2	0.6	1.62	1.9	4.9	3.9	9.8	2.5	12.5
	5	30	40	3	0.8	2	2.5	1	3.12	3.3	9.8	4.9	19.6	11.2	24.1
	6	30	40	3.5	1	2.5	3	1.6	4.96	5.1	15.3	9.8	29.4	17.7	33.4
	8	40	50	5	1.5	2.5	4	2.4	6.56	5.5	19.1	12.7	39.2	21.4	45.3
	10	40	50	6	1.8	3	5	3	8	8.9	24.1	18.6	49	23.5	60
	12	50	60	8	2.7	3	6	3.5	9.8	10.5	29.3	19.6	58.8	24.1	63.7
16	50	60	10	3.5	3	8	5.7	15.6	14.9	48.9	29.4	98	43.6	116.3	



■ 短型内六角球头柱塞

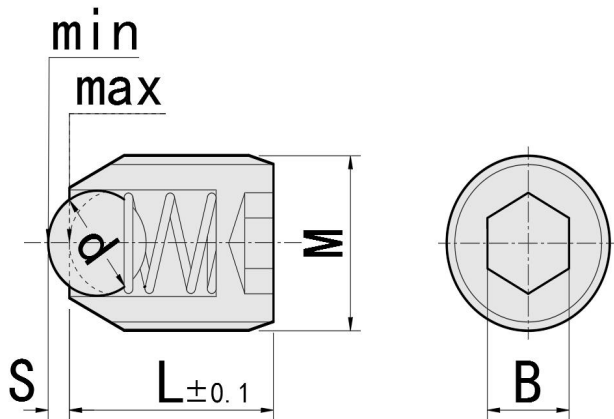
■ Short Ball Plungers

型号实例	型式 Type+M
例如	Z BPK 5

Part Number	Type+M
order	Z BPK 5

[!] 负载min.表示初始负载，负载max.表示球头最大压入限度时的负载。

[!] Load values min. "indicate an initial load" and max. "load when the ball is fully sunk."



材质对照表 (Materials)				
型号 Type	主体Main Body	球头Ball		弹簧Spring
	材质 Material	材质 Material	硬度 Hardness	材质 Material
Z BPK	SUS304	SUS440C	55HRC~	SUS304

参数对照表(Specifications)							
型式Part Number		L	d	S	B	弹力 (N) Load	
Type	M					min.	max.
Z BPK	3	5	1.5	0.4	1.5	1	2
	4	6	2.38	0.7	2	1.1	3.7
	5	8	3	0.8	2.5	2.2	5.9
	6	8	3.5	1	3	4.6	8.7
	8	10	5	1.5	4	7.5	11.9



■ 负载可变量球头柱塞

■ Ball Plungers - Load Adjustable

型号实例	型式 Type+M
例如	Z BPCF 8

Part Number	Type+M
order	Z BPCF 8

[!] 前端部有扳手槽，后方的内六角孔用于变更负载，不能用于紧固，为一字槽安装。

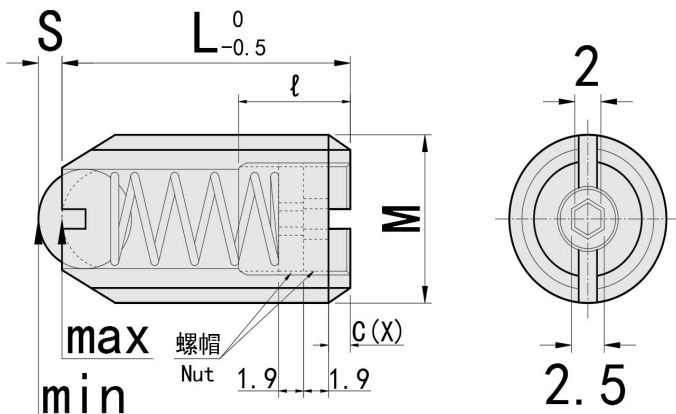
[!] Has slits for a wrench on the tip. The rear hex socket is provided for load adjustments and can not be used to tighten the unit. Only the straight slit is used for tightening.

[!] 入时的负载为参考值，并非保证值。

[!] Load values are for reference, not guaranteed.

[!] 负载设定后请用后方螺帽固定。

[!] Fix the plunger with the rear nut after load setting.



材质对照表 (Materials)				
型号 Type	主体Main Body	球头Ball		弹簧Spring
	材质Material	材质 Material	硬度 Hardness	材质 Material
Z BPCF	SUS303	SUS440C	55HRC~	SUS304
Z NPCF	SUS303	聚缩醛 Polyacetal	/	SUS304

参数对照表(Specifications)											
型式Part Number		d	S	L	ℓ	C	X	拧入最小时 (X=0)		拧入最大时 (Xmax)	
Type	M							min.	max.	min.	max.
Z BPCF Z NPCF	8	4	1	16	6.4	1	0~2.6	10	20	32	41
	10	5	1.2	18	6.5	1.3	0~2.7	7	21	38	52
	12	7.1	1.8	22	6.6	1.8	0~2.8	3	29	42	62



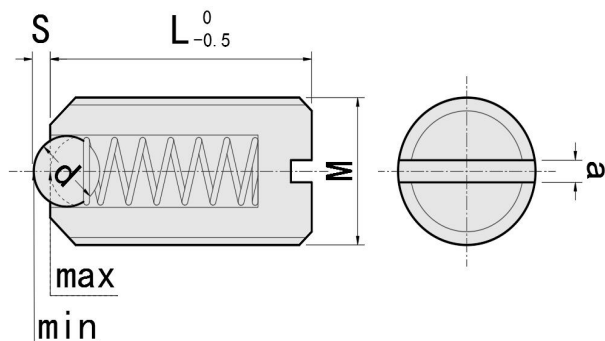
- 树脂型球头柱塞
- Ball Plungers / Resin

型号实例	型式 Type + M
例如	ZBSMN 8

Part Number	Type + M
order	ZBSMN 8

[!] 负载min.表示初始负载, 负载max.表示球头最大压入限度时的负载。

[!] Load values min. "indicate an initial load" and max. "load when the ball is fully sunk."



材质对照表 (Materials)					
型号		主体Main Body	球头Ball		弹簧Spring
标准型 Standard	负载分类 Load Category	材质 Material	材质 Material	硬度 Hardness	材质 Material
ZBSMN	轻载 Light Load	黑色聚缩醛 black polyacetal	SUS440C	55HRC~	SUS304
ZBSZN	重载 Heavy Load	白色聚缩醛 white polyacetal	SUS440C	55HRC~	SUS304
ZBNMN	轻载 Light Load	黑色聚缩醛 black polyacetal	白色聚缩醛 white polyacetal	/	SUS304
ZBNZN	重载 Heavy Load	白色聚缩醛 white polyacetal	白色聚缩醛 white polyacetal	/	SUS304

参数对照表(Specifications)									
型式Part Number		d	S	L	a	轻载/N Light Load		重载/N Heavy Load	
Type	M					min.	max.	min.	max.
ZBSMN	6	3.2	0.8	13	1	0.2	5	8	16
ZBSZN	8	4	1	15	1.2	2	12	15	30
ZBNMN	10	4.76	1.2	16	1.5	2.5	16	20	39



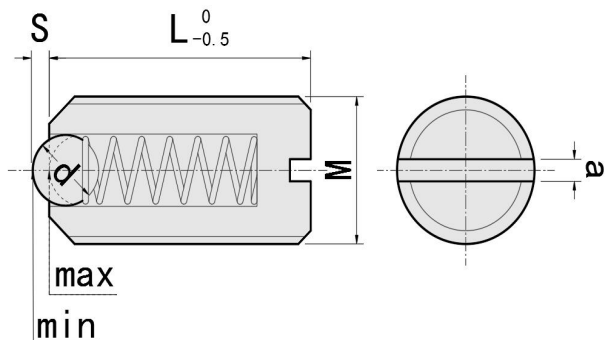
- 蓝色树脂型球头柱塞
- Ball Plungers / Resin

型号实例	型式 Type+M
例如	Z PB 8

Part Number	Type+M
order	Z PB 8

[!] 负载min.表示初始负载, 负载max.表示球头最大压入限度时的负载。

[!] Load values min. "indicate an initial load" and max. "load when the ball is fully sunk."



材质对照表 (Materials)					
型号 Type		主体Main Body	球头Ball		弹簧Spring
		材质 Material	材质 Material	硬度 Hardness	材质 Material
ZPB	金属球头 Steel Ball	蓝色聚缩醛 Blue Polyacetal	SUS440C	55HRC~	SUS304
ZPP	树脂球头 Plastic Ball	蓝色聚缩醛 Blue Polyacetal	白色聚缩醛 White Polyacetal	/	SUS304

参数对照表(Specifications)							
型式Part Number		d	S	L	a	弹力 (N) Load	
Type	M					min.	max.
ZPB	6	3.5	0.9	14	1	12	17
ZPB	8	5	1.5	16	1.2	20	35
ZPP	10	6	1.9	19	1.5	25	45



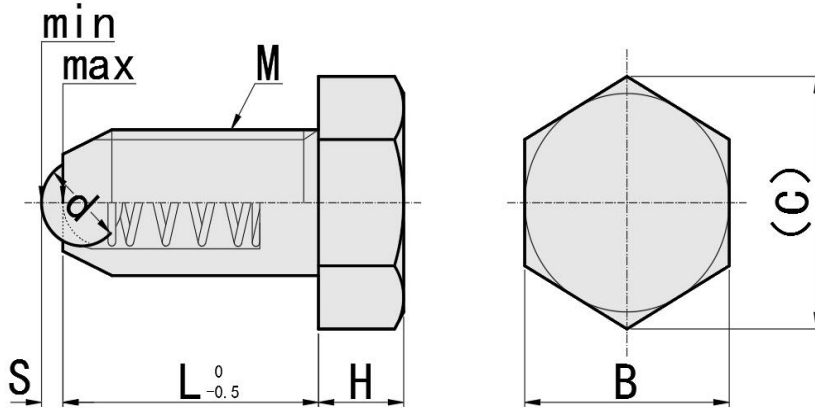
- 蓝色树脂型球头柱塞
- Ball Plungers / Resin

型号实例	型式 Type+M - L
例如	ZBPHL8 - 20

Part Number	Type+M - L
order	ZBPHL8 - 20

[!] 负载min.表示初始负载，负载max.表示球头最大压入限度时的负载。

[!] Load values min. "indicate an initial load" and max. "load when the ball is fully sunk."



材质对照表 (Materials)							
负载分类 Load Category	型号 Type	主体Main Body			球头Ball		弹簧Spring
		材质 Material	表面处理 Surface Treatment	硬度 Hardness	材质 Material	硬度 Hardness	材质 Material
轻载 Light Load	ZBPHL	SCM435	发黑 Black Oxide	29~35HRC	SUJ2	55HRC~	SWP-B
轻载 Light Load	ZBPLS	SUS304	/	/	SUS440C	55HRC~	SUS304
重载 Heavy Load	ZBPHH	SCM435	镀镍 Nickel Plating	29~35HRC	SUJ2	55HRC~	SWP-B
重载 Heavy Load	ZBPHS	SUS304	/	/	SUS440C	55HRC~	SUS304

参数对照表 (Specifications)															
Type	型式Part Number						d	S	H	B	(C)	轻载 (N) Light Load		重载 (N) Heavy Load	
	M	L										min.	max.	min.	max.
	ZBPHL ZBPLS ZBPHH ZBPHS	4	10	15	20	30						30	2.38	0.7	2.8
	5	16	20	30	40	40	3	0.8	3.5	8	9.2	3.3	9.8	4.9	19.6
	6	16	20	30	40	40	3.5	1	4	10	11.5	5.1	15.3	9.8	29.4
	8	16	20	30	40	50	5	1.5	5.5	13	15	5.5	19.1	12.7	39.2
	10	16	20	30	40	50	6	1.8	6.4	17	19.6	8.9	24.1	18.6	49
	12	25	30	40	50	50	8	2.7	7.5	19	21.9	10.9	29.3	19.6	58.8
	16	30	40	50	60	60	10	3.5	10	24	27.7	14.9	48.9	29.4	98



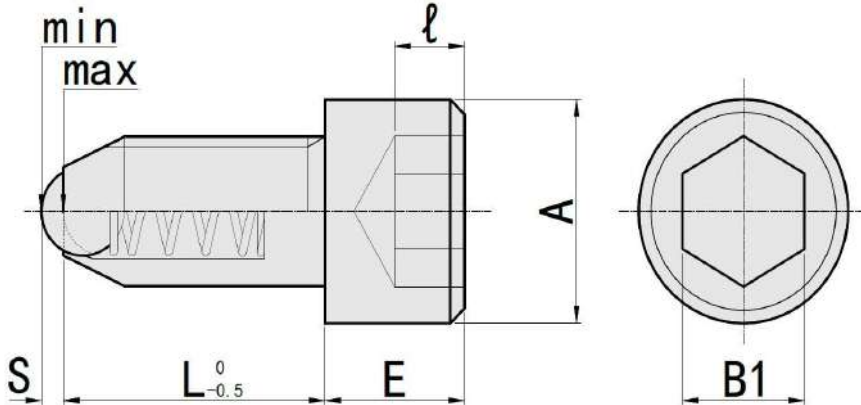
- 内六角螺栓型球头柱塞
- Hexagon Socket Head Cap Screw

型号实例	型式 Type+M - L
例如	ZBPRL8 - 20

Part Number	Type+M - L
order	ZBPRL8 - 20

[!] 负载min.表示初始负载，负载max.表示球头最大压入限度时的负载。

[!] Load values min. "indicate an initial load" and max. "load when the ball is fully sunk."



材质对照表 (Materials)							
负载分类 Load Category	型号 Type	主体Main Body			球头Ball		弹簧Spring
		材质 Material	表面处理 Surface Treatment	硬度 Hardness	材质 Material	硬度 Hardness	材质 Material
轻载 Light Load	ZBPRL	SCM435	发黑 Black Oxide	29~35HRC	SUJ2	55HRC~	SWP-B
轻载 Light Load	ZBPRSL	SUS304	/	/	SUS440C	55HRC~	SUS304
重载 Heavy Load	ZBPRH	SCM435	镀镍 Nickel Plating	29~35HRC	SUJ2	55HRC~	SWP-B
重载 Heavy Load	ZBPRSH	SUS304	/	/	SUS440C	55HRC~	SUS304

参数对照表 (Specifications)																
		型式Part Number						d	S	E	B1	A	轻载 (N) Light Load		重载 (N) Heavy Load	
Type	M	L					min.						max.	min.	max.	
ZBPRL ZBPRSL ZBPRH ZBPRSH	4	10	15	20	30		2.38	0.7	4	3	7	1.9	4.9	3.9	9.8	
	5	16	20	30	40		3	0.8	5	4	8.5	3.3	9.8	4.9	19.6	
	6	16	20	30	40		3.5	1	6	5	10	5.1	15.3	9.8	29.4	
	8	16	20	30	40	50		5	1.5	8	6	13	5.5	19.1	12.7	39.2
	10	16	20	30	40	50		6	1.8	10	8	16	8.9	24.1	18.6	49
	12	25	30	40	50		8	2.7	12	10	18	10.9	29.3	19.6	58.8	
	16	30	40	50	60		10	3.5	16	14	24	14.9	48.9	29.4	98	



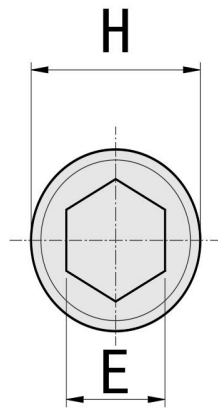
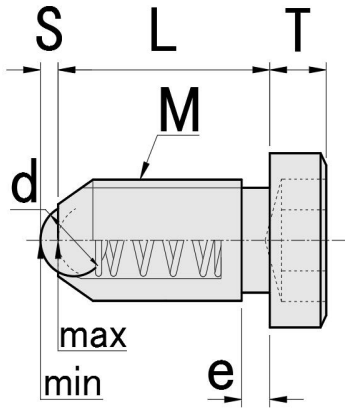
- 薄头内六角球头柱塞
- Ball Plunger with Cap

型号实例	型式 Type+M
例如	ZBPCT 8

Part Number	Type+M
order	ZBPCT 8

[!] 负载min.表示初始负载, 负载max.表示球头最大压入限度时的负载。

[!] Load values min. "indicate an initial load" and max. "load when the ball is fully sunk."



材质对照表 (Materials)					
型号 Type	主体Main Body		球头Ball		弹簧Spring
	材质 Material	表面处理 Surface Treatment	材质 Material	硬度 Hardness	材质 Material
ZBPCT	SCM435	发黑 Black Oxide	SUJ2	55HRC~	SWP-B
ZBPCT	SUS303	/	SUS440C	55HRC~	SUS304

参数对照表(Specifications)										
型式Part Number		L	d	S	H	B	T	e	弹力 (N) Load	
Type	M								min.	max.
ZBPCT ZBPCT	4	7	2.38	0.7	6	2	2.5	/	5.8	11.7
	5	8	3	0.8	8	2.5	3	/	5.9	13.8
	6	9	3.5	1	9	3	3.5	1.5	7.5	17.6
	8	11	5	1.5	11.5	4	4	2	11.6	26.2



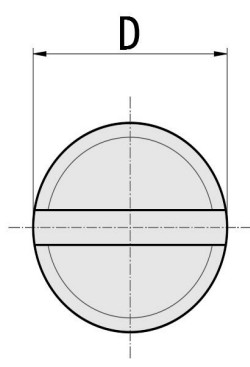
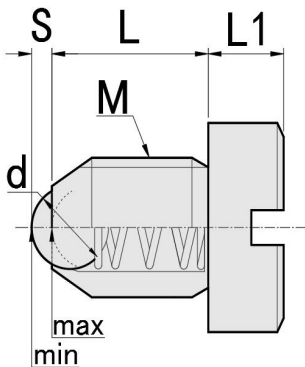
- 薄头一字槽球头柱塞
- Ball Plunger with Slotted

型号实例	型式 Type+M
例如	ZBPST 8

Part Number	Type+M
order	ZBPST 8

[!] 负载min.表示初始负载, 负载max.表示球头最大压入限度时的负载。

[!] Load values min. "indicate an initial load" and max. "load when the ball is fully sunk."



材质对照表 (Materials)					
型号 Type	主体Main Body		球头Ball		弹簧Spring
	材质 Material	表面处理 Surface Treatment	材质 Material	硬度 Hardness	材质 Material
ZBPST	S45C	发黑 Black Oxide	SUJ2	55HRC~	SWP-B
ZBPST	SUS303	/	SUS440C	55HRC~	SUS304

参数对照表(Specifications)									
型式Part Number		L	L1	D	d	S	弹力 (N) Load		
Type	M						min.	max.	
ZBPST ZBPST	4	6.5	3	6	2.38	0.7	8	14	
	5	8.5	4	8	3	0.8	8	14	
	6	9	5	10	3.5	1	11	18	
	8	11	5.5	13	5	1.5	18	31	
	10	14	6	16	6	1.8	24	45	
	12	15	7	18	8	2.7	26	49	



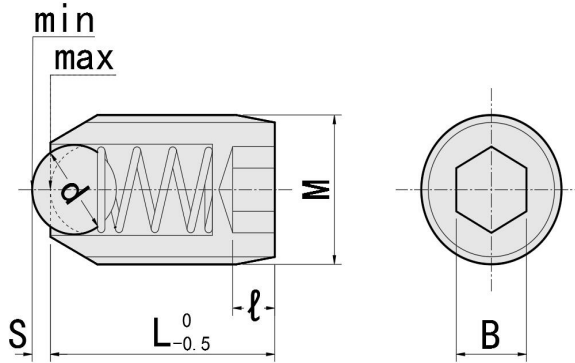
- 细牙球头柱塞
- Ball Plungers / Fine Thread

型号实例	型式 Type + M
例如	Z BMPJ 5

Part Number	Type + M
order	Z BMPJ 5

[!] 负载min.表示初始负载，负载max.表示球头最大压入限度时的负载。

[!] Load values min. "indicate an initial load" and max. "load when the ball is fully sunk."



材质对照表 (Materials)							
型号Type		主体Main Body			球头Ball		弹簧Spring
标准型Standard	负载分类Load Category	材质Material	表面处理Surface Treatment	硬度Hardness	材质Material	硬度Hardness	材质Material
ZBMPJ	轻载Light Load	S45C	发黑Black Oxide	29~35HRC	SUJ2	55HRC~	SWP-B
ZBMSJ	重载Heavy Load	S45C	发黑Black Oxide	29~35HRC	SUJ2	55HRC~	SWP-B

参数对照表(Specifications)											
型式Part Number		细牙螺距Fine Thread	L	d	S	l	B	轻载/N Light Load		重载/N Heavy Load	
Type	M							min.	max.	min.	max.
ZBMPJ ZBMSJ	3	0.35	7	1.5	0.5	1	1.5	1	2	1.5	2.9
	4	0.5	9	2.38	0.8	1.5	2	1.9	4.9	3.9	9.8
	5	0.5	12	3	0.8	2	2.5	3.3	9.8	4.9	19.6
	6	0.75	13	3	0.8	2.5	3	4.9	14.7	9.8	29.4
	8	0.75	15	4	1	2.5	4	6.9	19.6	12.7	39.2



- 球头垫块
- Ball Buttons - Tapped

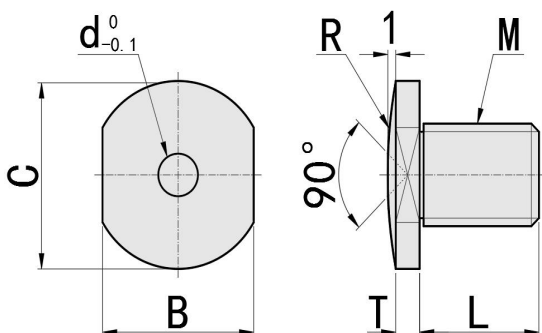
型号实例	型式 Type + M
例如	Z TBBT 5

Part Number	Type + M
order	Z TBBT 5

[!] 与球头柱塞组合使用时，请使用M尺寸相同的产品。

[!] When using it with a ball plunger, select the same M."

材质对照表 (Materials)			
型号Type	材质Material	表面处理Surface Treatment	硬度Hardness
ZTBBT	SK4	无电解镀镍Nickel Plating	55HRC~



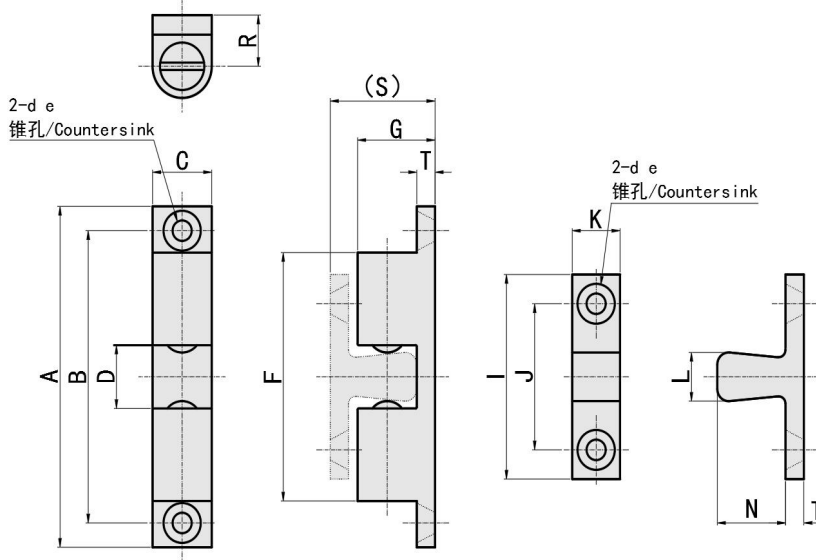
参数对照表(Specifications)							
型式Part Number		B	L	C	T	R	d
Type	M						
ZTBBT	4	7	5	8	2	8.4	1.5
	5	8	6	9	2	10.2	2
	6	10	8	12	2	18	2
	8	13	10	15	3	27.6	3
	10	17	12	20	3	48.5	4
	12	19	15	22	3	57.8	5



- 球形扣
- Ball Catches

型号实例	型式 Type + A
例如	Z BCAS 32

Part Number	Type + A
order	Z BCAS 32



材质对照表 (Materials)	
型号 Type	材质 Material
ZBCAS	SUS316

材质对照表 (Materials)	
型号 Type	材质 Material
ZBCASS	SUS304

材质对照表 (Materials)		
型号 Type	材质 Material	表面处理 Surface Treatment
ZBCASD	锌压铸件 Zinc Die Cast	镀铬 Chrome Plating

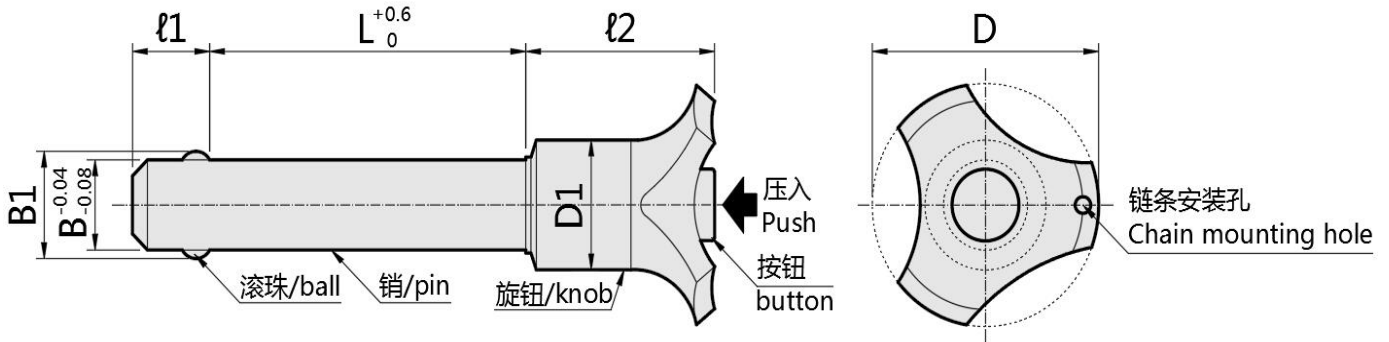
参数对照表(Specifications)																		
型式Part Number Type	A	B	C	D	d	e	F	G	T	I	J	K	N	L	R	(S)	推力 (N) Latching Force	拉力 (N) Unlatching Force
		ZBCAS	32	25	8	4	3.2	6.2	18	9	2	18	11	8	6.5	3.2	6	11.5
ZBCASS	43	35	8	5.9	3.2	6.2	28.4	10	2.5	25	16	7.5	8.5	4.5	6	13.5	20	13
ZBCASD	50	40	10	7.5	4.2	8.2	31.5	12.2	2.9	30	20	9	10.3	6	7.7	15.9	23	18
	70	60	13	13	4.2	8.2	51	17	4	42	30	10.5	15	10	10.5	23	56	38



- 顶出式球头锁紧销
- Ball Lock Pins - Push Pin

型号实例	型式 Type+B-L
例如	Z BLP 5-10

Part Number	Type+B-L
order	Z BLP 5-10



材质对照表 (Materials)						
型号Type	滚珠Ball		销Pin		弹簧Spring	旋钮Knob
	材质Material	硬度Hardness	材质Material	硬度Hardness	材质Material	材质Material
ZBLP	SUS440C	55HRC~	SUS303	/	SUS304	尼龙6 Nylon 6

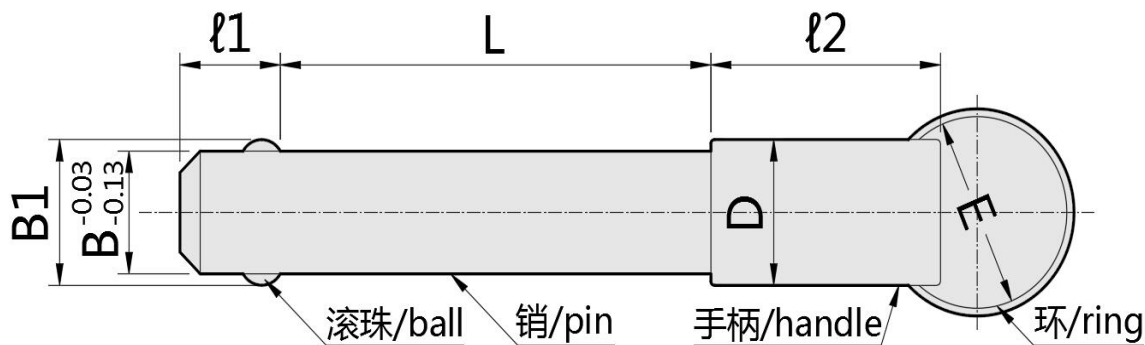
参数对照表 (Specifications)																
Type	型式Part Number						D	D1	B1	l1	l2	配套孔建议尺寸 Mating Hole Recommended Dimensions		销部剪切负载 (KN) Shear Load		
	B	L														
ZBLP	5	10	15	20	25	30	38	16	5.5	6	31.5	5	0~+0.07	24		
	6	10	15	20	25	30	40	50	38	16	7	7	31.5	6	0~+0.07	35
	8	20	25	30	40	50	38	16	9.5	8	31.5	8	0~+0.09	63		
	10	25	30	40	50	60	43	23	12	9	36	10	0~+0.09	100		
	12	40	50	60	80	43	23	14.5	10	36	12	0~+0.11	144			
	16	60	80	100	43	23	19	14	36	16	0~+0.11	257				



- 球头锁紧销 弹簧型
- Ball Lock Pins - Spring Type

型号实例	型式 Type+ B - L
例如	Z BLPS 5-30

Part Number	Type+ B - L
order	Z BLPS 5-30



材质对照表 (Materials)									
型号Type		滚珠Ball		销Pin		手柄Handle		弹簧Spring	环Ring
L尺寸选择型 L Selectable	L尺寸指定型 L Configurable	材质 Material	硬度 Hardness	材质 Material	表面处理 Surface Treatment	材质 Material	表面处理 Surface Treatment	材质 Material	材质 Material
ZBLPS	ZBLPF	SUS440C	HRC55~	S45C	镀镍 Nickel Plating	SUM22	镀镍 Nickel Plating	SUS304	SUS304

► L尺寸选择型 / L Selectable

参数对照表(Specifications)											
型式Part Number			B1	l1	D	l2	E	配套孔建议尺寸 Mating Hole Recommended Dimensions		拆装时阻力 (N) Resistance when Removed (N)	销部剪切负载 (KN) Shear Load
Type	B	L									
ZBLPS	5	30	5.5	6	11	22	25	5	0~+0.07	9	5
	6	25 30 40 50	7	7	11	22	25	6	0~+0.07	9	7
	8	25 30 40 50	9.5	8	11	22	25	8	0~+0.09	9	13
	10	25 30 40 50 60	12	9	16	27	25	10	0~+0.09	20	20
	12	60	14.5	10	16	27	25	12	0~+0.11	30	29
	16	60 80 100	19	14	19	32	25	16	0~+0.11	50	51

► L尺寸指定型 / L Configurable

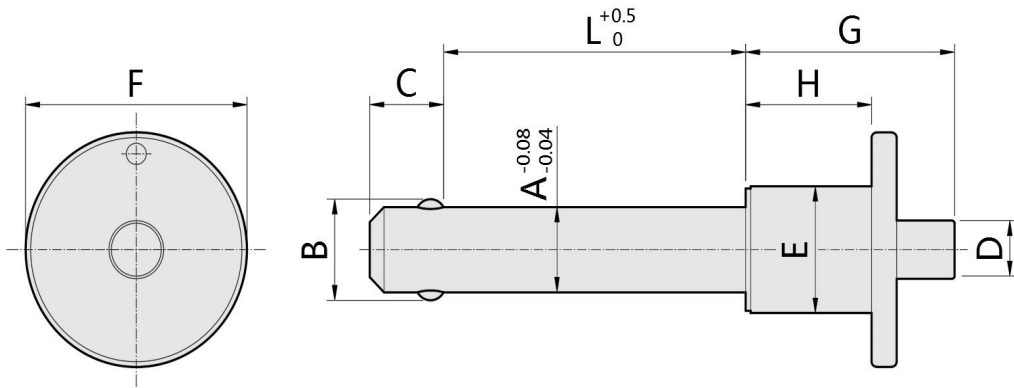
参数对照表(Specifications)											
型式Part Number			B1	l1	D	l2	E	配套孔建议尺寸 Mating Hole Recommended Dimensions		拆装时阻力 (N) Resistance when Removed (N)	销部剪切负载 (KN) Shear Load
Type	B	L (指定单位5mm) (5mm Increment)									
ZBLPF	5	10 ~ 30	5.5	6	11	22	25	5	0~+0.07	9	5
	6	15 ~ 50	7	7	11	22	25	6	0~+0.07	9	7
	8	20 ~ 100	9.5	8	11	22	25	8	0~+0.09	9	13
	10	25 ~ 100	12	9	16	27	25	10	0~+0.09	20	20
	12	30 ~ 100	14.5	10	16	27	25	12	0~+0.11	30	29
	16	50 ~ 100	19	14	19	32	25	16	0~+0.11	50	51



- 球头锁紧销
- Ball Lock Pins

型号实例	型式 Type+ A - L
例如	Z BLPSS 5-30

Part Number	Type+ A - L
order	Z BLPSS 5-30



材质对照表 (Materials)								
型号 Type	滚珠Ball		销Pin		弹簧Spring	旋钮Knob	按钮Button	环Ring
	材质 Material	硬度 Hardness	材质 Material	硬度 Hardness	材质 Material	材质 Material	材质 Material	材质 Material
ZBLPSS	SUS440C	55HRC~	SUS303	/	SUS304	SUS303	SUS303	SUS304

参数对照表(Specifications)															
Type	型式Part Number						B	C	D	E	F	G	H		
	A	L													
ZBLPSS	5	10	15	20	25	30	5.6	6	5.9	11.8	20	22.1	15		
	6	10	15	20	25	30	40	50	7	7	5.9	11.8	20	22.1	15
	8	20	25	30	40	50	9.5	8	5.9	11.8	20	22.9	15		
	10	25	30	40	50	60	11.9	9	5.9	14.5	28	30	19		
	12	40	50	60	80	14.5	10	7.9	19	34	35.9	25			
	16	65	70	75	80	19	15	10.9	23.8	44	41.5	25			
	20	75	80	85	90	24	17	10.9	23.8	44	41.5	27			
	25	85	90	95	100	31	22	17.9	31.8	53	54.4	37.2			



旋鈕柱塞系列

Indexing Plunger



ZHENGCHEN HARDWARE

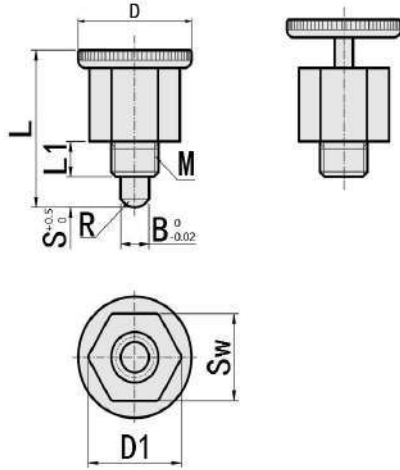


- 简易型旋钮柱塞
- Compacted Indexing Plungers-Return Type

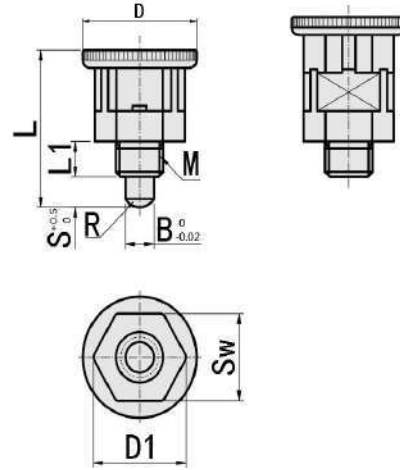
型号实例	型式 Type + M
例如	ZPMXSB8

Part Number	Type + M
order	ZPMXSB8

复位型/Return type



自锁型/Rest position



材质对照表(Materials)							
型号Type		螺纹 Screw	旋钮Knob	主体Main Body		销Pin	弹簧Spring
复位型 Return Type	自锁型 Rest Position		材质 Material	材质 Material	表面处理 Surface Treatment	材质 Material	材质 Material
ZPMXSB	ZPMXYSB	粗牙 Coarse Thread	尼龙6 Nylon 6	S45C	发黑 Black Oxide	SUS303	SUS304
ZPMXSM	ZPMXYSM	粗牙 Coarse Thread	尼龙6 Nylon 6	S45C	镀镍 Nickel Plating	SUS303	SUS304

参数对照表(Specifications)												
型式Part Number		粗牙螺距 Pitch (Coarse)	D	D1	S	B	L	L1	SW	R	负载 (N)	
Type	M										min.	max.
ZPMXSB	8	1.25	20	14.5	5	5	25	5	13	3	2.5	6
ZPMXSM												
ZPMXYSB	10	1.5	24	19	6	6	31	7	17	3.5	4.5	9.5
ZPMXYSM												



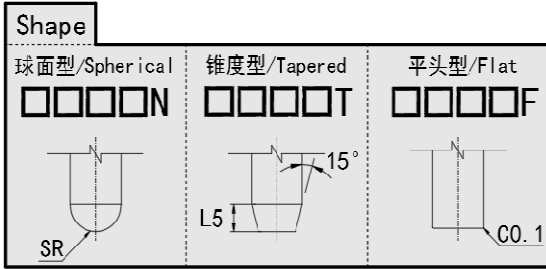
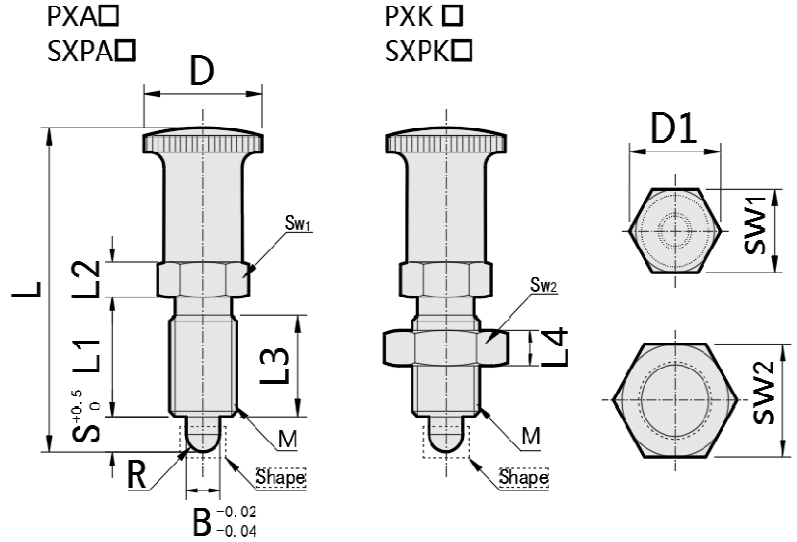
- 标准型旋钮柱塞-复位
- Tip Shape Selectable Return type

型号实例	型式 Type + M
例如	ZPXAN 8

Part Number	Type + M
order	ZPXAN 8

复位型/Return type

带锁紧螺帽
with lock nut
PXK □
SXPK □



材质对照表(Materials)													
型号Type			螺纹Screw	旋钮Knob	主体Main Body			销Pin			弹簧Spring	锁紧螺帽Lock Nut	
球面型Spherical	锥度型Tapered	平头型Flat		材质Material	材质Material	表面处理Surface Treatment	材质Material	硬度Hardness	表面处理Surface Treatment	材质Material	材质Material	表面处理Surface Treatment	
ZPXAN	ZPXAT	ZPXAF	细牙 Fine Thread	A2017 黑色阳极氧化 处理/Black Anodize	SUM22L	发黑 Black Oxide	S45C	45~60HRC	发黑 Black Oxide	SUS304	/	/	
ZPXKN	ZPXKT	ZPXKF		SUM22L	发黑 Black Oxide	S45C	45~60HRC	发黑 Black Oxide	SUS304	SS400	发黑 Black Oxide		
ZSXPAN	ZSXPAT	ZSXPAF	细牙 Fine Thread	A2017 黑色阳极氧化 处理/Black Anodize	SUS303	/	SUS440C	45HRC~	/	SUS304	/	/	
ZSXPKN	ZSXPKT	ZSXPKF		SUS303	/	SUS440C	45HRC~	/	SUS304	SUS304	/		

参数对照表(Specifications)																		
型式Part Number		细牙螺距 Pitch Fine Thread	D	D1	S	B	L										负载(N)	
Type	M						复位型 Return type	L1	L2	L3	L4	L5	SW1	SW2	SR	min.	max.	
																		ZPXAN
ZPXAT	6	0.75	12	9.2	5	2.5	36	15	4	13.5	3.2	1.5	8	10	1.3	1	6	
ZPXAF	8	1	15	11.5	4	4	40	16	5	14	4	1.5	10	13	2	3	9	
ZPXKN	8L	1	15	11.5	6	4	42	16	5	14	4	1.5	10	13	2	3	12	
ZPXKT	10	1	18	13.8	5	5	45	17	5	15	5	2.0	12	17	2.5	5	11.5	
ZPXKF	10	1	18	13.8	5	5	45	17	5	15	5	2.0	12	17	2.5	5	11.5	
ZSXPAN	10L	1	18	13.8	8	5	48	17	5	15	5	2.0	12	17	2.5	5	16	
ZSXPAT	12	1.5	21	16.2	6	6	54.5	20	6	17	6	2.5	14	19	3	6.5	14.5	
ZSXPAF	12L	1.5	21	16.2	10	6	58.5	20	6	17	6	2.5	14	19	3	6.5	20	
ZSXPKN	16	1.5	26	21.9	7	8	68	26	8	23	8	3.0	19	24	4	7.15	18	
ZSXPKT	16L	1.5	26	21.9	12	8	73	26	8	23	8	3.0	19	24	4	7.15	25	
ZSXPKF	16L	1.5	26	21.9	12	8	73	26	8	23	8	3.0	19	24	4	7.15	25	



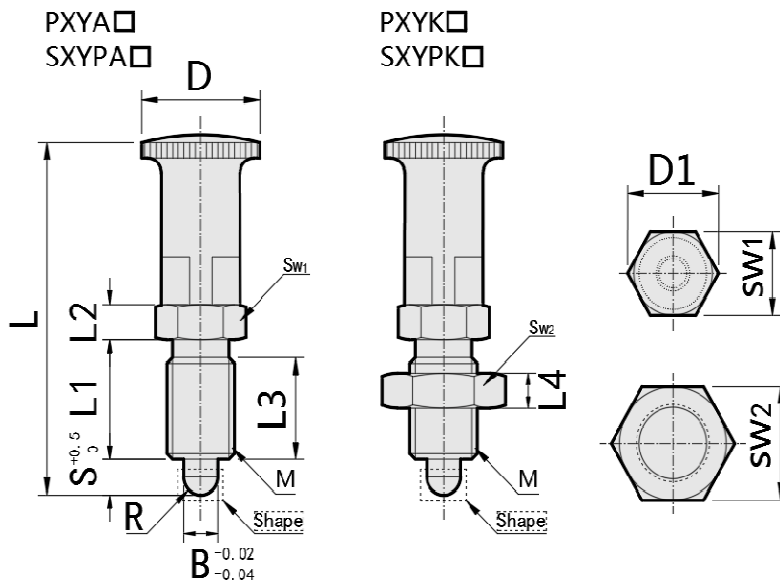
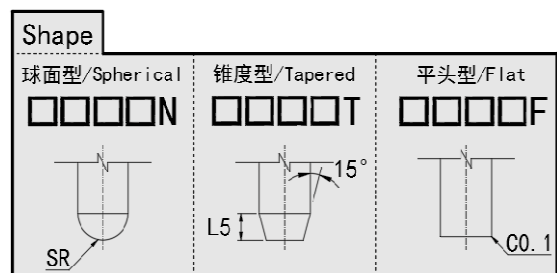
- 标准型旋钮柱塞-自锁
- Tip Shape Selectable Rest position

型号实例	型式 Type + M
例如	ZPXYAN 8

Part Number	Type + M
order	ZPXYAN 8

自锁型/Rest position

带锁紧螺帽
with lock nut
PXYK□
SXYPK□



材质对照表(Materials)													
型号Type			螺纹Screw	旋钮Knob	主体Main Body			销Pin			弹簧Spring	锁紧螺帽Lock Nut	
球面型Spherical	锥度型Tapered	平头型Flat		材质Material	材质Material	表面处理Surface Treatment	材质Material	硬度Hardness	表面处理Surface Treatment	材质Material	材质Material	表面处理Surface Treatment	
ZPXYAN	ZPXYAT	ZPXYAF	细牙Fine Thread	A2017 黑色阳极氧化处理/Black Anodize	SUM22L	发黑Black Oxide	S45C	50~60HRC	发黑Black Oxide	SUS304	/	/	
ZPXYKN	ZPXYKT	ZPXYKF		SUM22L	发黑Black Oxide	S45C	50~60HRC	发黑Black Oxide	SUS304	SS400	发黑Black Oxide		
ZSXYAN	ZSXYAT	ZSXYAF	细牙Fine Thread	A2017 黑色阳极氧化处理/Black Anodize	SUS303	/	SUS440C	45HRC~	/	SUS304	/	/	
ZSXYKN	ZSXYKT	ZSXYKF		SUS303	/	SUS440C	45HRC~	/	SUS304	SUS304	/		

参数对照表(Specifications)																		
型式Part Number		细牙螺距Pitch Fine Thread	D	D1	S	B	L										负载Load (N)	
Type	M						自锁型Rest position										min.	max.
							L1	L2	L3	L4	L5	SW1	SW2	SR				
ZPXYAN	5	0.5	10	8.1	5	2	41	15	3	14	2.7	1.5	7	8	1	1	6	
ZPXYAT	6	0.75	12	9.2	5	2.5	42	15	4	13.5	3.2	1.5	8	10	1.3	1	6	
ZPXYAF	8	1	15	11.5	4	4	46	16	5	14	4	1.5	10	13	2	3	9	
ZPXYKN	8L	1	15	11.5	6	4	48	16	5	14	4	1.5	10	13	2	3	12	
ZPXYKT	10	1	18	13.8	5	5	50	17	5	15	5	2.0	12	17	2.5	5	11.5	
ZPXYKF	10L	1	18	13.8	8	5	53	17	5	15	5	2.0	12	17	2.5	5	16	
ZSXYAN	10L	1	18	13.8	8	5	53	17	5	15	5	2.0	12	17	2.5	5	16	
ZSXYAT	12	1.5	21	16.2	6	6	60.5	20	6	17	6	2.5	14	19	3	6.5	14.5	
ZSXYAF	12L	1.5	21	16.2	10	6	64.5	20	6	17	6	2.5	14	19	3	6.5	20	
ZSXYKN	16	1.5	26	21.9	7	8	75.5	26	8	23	8	3.0	19	24	4	7.15	18	
ZSXYKT	16L	1.5	26	21.9	12	8	80.5	26	8	23	8	3.0	19	24	4	7.15	25	



■ 经济型旋钮柱塞

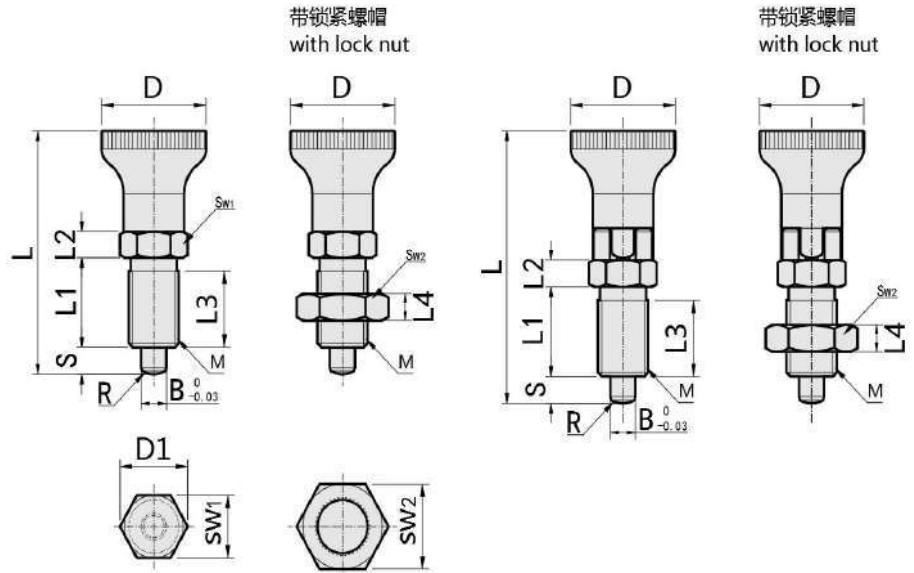
■ Economical knob plunger

型号实例	型式 Type + M
例如	ZPXYS 10

Part Number	Type + M
order	ZPXYS 10

复位型/Return type

自锁型/Rest position



材质对照表(Materials)												
型号Type		螺纹Screw	旋钮Knob	主体Main Body			销Pin			弹簧Spring	锁紧螺帽Lock Nut	
复位型Return Type	自锁型Rest Position		材质Material	材质Material	表面处理Surface Treatment	材质Material	硬度Hardness	表面处理Surface Treatment	材质Material	材质Material	表面处理Surface Treatment	
ZPXAS	ZPXYAS	细牙 Fine Thread	尼龙6 Nylon 6	SUM23	发黑 Black Oxide	S45C	50~60HRC	发黑 Black Oxide	SWP-B	/	/	
ZPXKS	ZPXYKS			SUM23	发黑 Black Oxide	S45C	50~60HRC	发黑 Black Oxide	SWP-B	S45C	发黑 Black Oxide	
ZSXPAS	ZSXYAS	细牙 Fine Thread	尼龙6 Nylon 6	SUS303	/	SUS303	/	/	SUS304	/	/	
ZSXPKS	ZSXYKS			SUS303	/	SUS303	/	/	SUS304	SUS304	/	

参数对照表(Specifications)																			
型式Part Number		螺距(细牙) Pitch (Fine Thread)	D	D1	S	B	R	L		L1	L2	L3	L4	SW1	SW2	负载Load(N)			
Type	M							复位型 Return type	自锁型 Rest position							ZPXAS/ZPXYAS ZPXKS/ZPXYKS		ZSXPAS/ZSXYAS ZSXPKS/ZSXYKS	
																min.	max.	min.	max.
ZPXAS ZPXKS ZSXPAS ZSXPKS	10	1.0	21	13.8	5	5	5	45	51	17	5	15	5	12	17	7	17	6	15
ZPXYAS ZPXYKS ZSXYAS ZSXYKS	12	1.5	25	16.2	6	6	6	54.5	61	20	6	17	6	14	19	10	24	9	21
ZPXYAS ZPXYKS ZSXYAS ZSXYKS	16	1.5	31	21.9	8	8	8	69	75.5	26	8	23	8	19	24	11	30	10	26



■ 经济型旋钮柱塞

■ Economical knob plunger

型号实例	型式 Type + M
例如	ZPXA 10

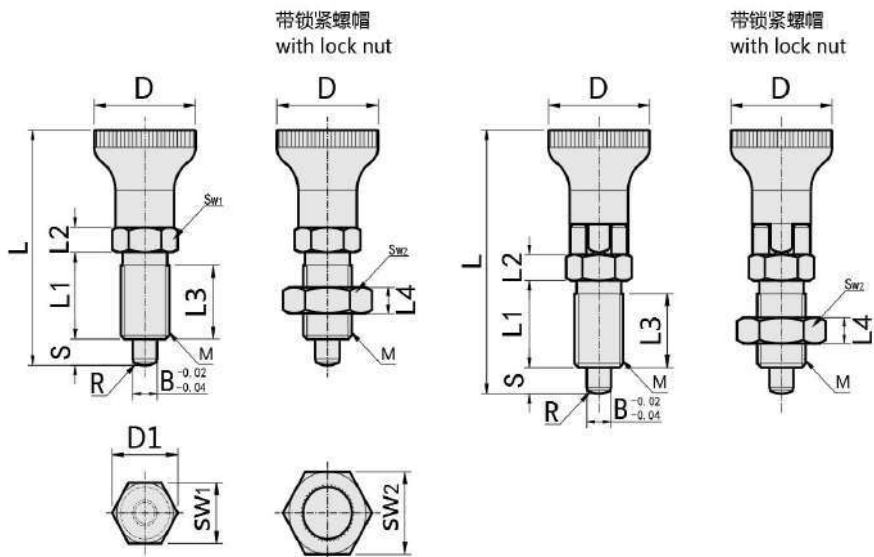
Part Number	Type + M
order	ZPXA 10

[!] 自锁型M16的最小S尺寸为括号内的值

[!] Min.S dimension of Rest Position Type M16 is shown in the ().

复位型/Return type

自锁型/Rest position



材质对照表(Materials)												
型号Type		螺纹Screw	旋钮Knob	主体Main Body			销Pin			弹簧Spring	锁紧螺帽Lock Nut	
复位型Return Type	自锁型Rest Position		材质Material	材质Material	表面处理Surface Treatment	材质Material	硬度Hardness	表面处理Surface Treatment	材质Material	材质Material	表面处理Surface Treatment	
ZPXA	ZPXYA	细牙Fine Thread	尼龙6 Nylon 6	SUM22L	发黑Black Oxide	S45C	50~60HRC	发黑Black Oxide	SWP-B	/	/	
ZPKK	ZPXYK			SUM22L	发黑Black Oxide	S45C	50~60HRC	发黑Black Oxide	SWP-B	S45C	发黑Black Oxide	
ZSXPA	ZSXPK	细牙Fine Thread	尼龙6 Nylon 6	SUS303	/	SUS303	/	/	SUS304	/	/	
ZSXPK	ZSXYK			SUS303	/	SUS303	/	/	SUS304	SUS304	/	

参数对照表(Specifications)																		
型式Part Number		螺距(细牙)Pitch (Fine Thread)	D	D1	B	S min.	L		L1	L2	L3	L4	SW1	SW2	负载Load(N)			
Type	M						复位型Return type	自锁型Rest position							ZPXA/ZPXYA ZPKK/ZPXYK		ZSXPA/ZSXYA ZSXPK/ZSXYK	
															min.	max.	min.	max.
ZPXA ZPKK ZSXPA ZSXPK	10	1.0	21	13.8	5	5	45	51	17	5	15	5	12	17	7	17	6	15
ZPXYA ZPXYK ZSXYA ZSXYK	12	1.5	25	16.2	6	6	54.5	61	20	6	17	6	14	18	9	24	8	21
ZPXYA ZPXYK ZSXYA ZSXYK	16	1.5	31	21.9	8	8 (7)	69	75.5	26	8	23	8	19	24	11	30	9	26



■ 经济型旋钮柱塞

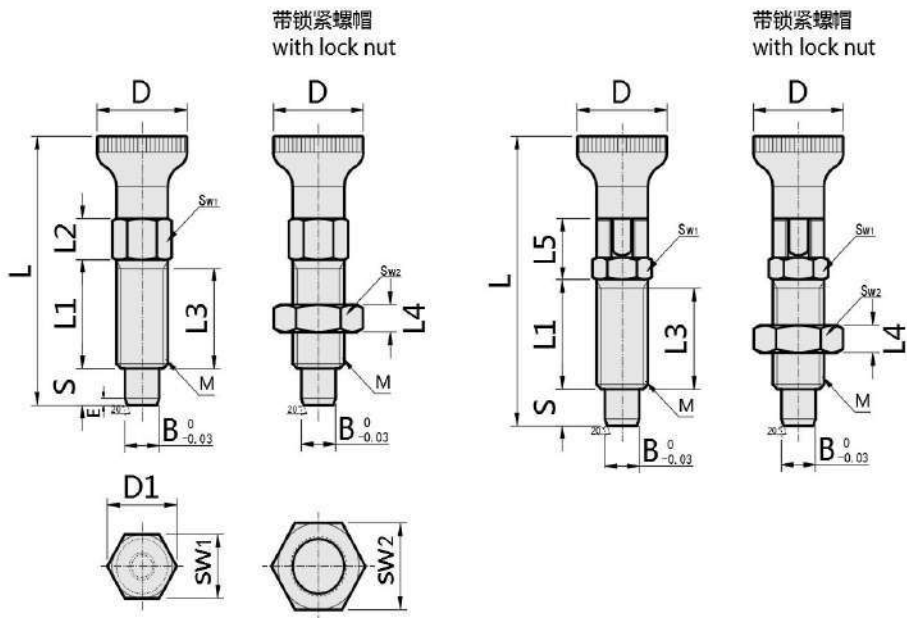
■ Economical knob plunger

型号实例	型式 Type + M
例如	ZPMXAS 10

Part Number	Type + M
order	ZPMXAS 10

复位型/Return type

自锁型/Rest position



材质对照表(Materials)												
型号Type		螺纹Screw	旋钮Knob	主体Main Body			销Pin			弹簧Spring	锁紧螺帽Lock Nut	
复位型Return Type	自锁型Rest Position		材质Material	材质Material	表面处理Surface Treatment	材质Material	硬度Hardness	表面处理Surface Treatment	材质Material	材质Material	表面处理Surface Treatment	
ZPMXAS	ZPMXYAS	粗牙Coarse Thread	尼龙6 Nylon 6	SUM23	发黑Black Oxide	S45C	50~60HRC	发黑Black Oxide	SWP-B	/	/	
ZPMXKS	ZPMSYKS			SUM23	发黑Black Oxide	S45C	50~60HRC	发黑Black Oxide	SWP-B	S45C	发黑Black Oxide	
ZSMXAS	ZSMXYAS	粗牙Coarse Thread	尼龙6 Nylon 6	SUS303	/	SUS303	/	/	SUS304	/	/	
ZSMXKS	ZSMXYKS			SUS303	/	SUS303	/	/	SUS304	SUS304	/	

参数对照表(Specifications)																				
型式Part Number	螺距粗牙Pitch Coarse	D	D1	B	S	E	L		L1	L2	L3	L4	L5	SW1	SW2	负载Load(N)				
							复位型Return type	自锁型Rest position								ZPMXAS/ZPMXYAS ZPMXKS/ZPMSYKS		ZSMXAS/ZSMXYAS ZSMXKS/ZSMXYKS		
																min.	max.	min.	max.	
ZPMXAS ZPMXKS ZSMXAS ZSMXKS	6	1.0	12	6.9	4	4	1.5	30.5	33	12	4.5	10	3.2	7	6	10	3	11	3	11
ZPMXAS ZPMXKS ZSMXAS ZSMXKS	8	1.25	16	9.2	5	5	1.5	40	43.5	16	6	14	4	9.7	8	13	5	24	5	23
ZPMXYAS ZPMXYKS ZSMXYAS ZSMXYKS	10	1.5	18	11.5	6	6	1.5	49	52	20	7.5	18	5	10.5	10	16	5	21	6	21
ZPMXYAS ZPMXYKS ZSMXYAS ZSMXYKS	12	1.75	21	13.9	8	8	1.5	59	63.5	24	9	22	6	13.5	12	18	6	22	6	22



■ 经济型旋钮柱塞

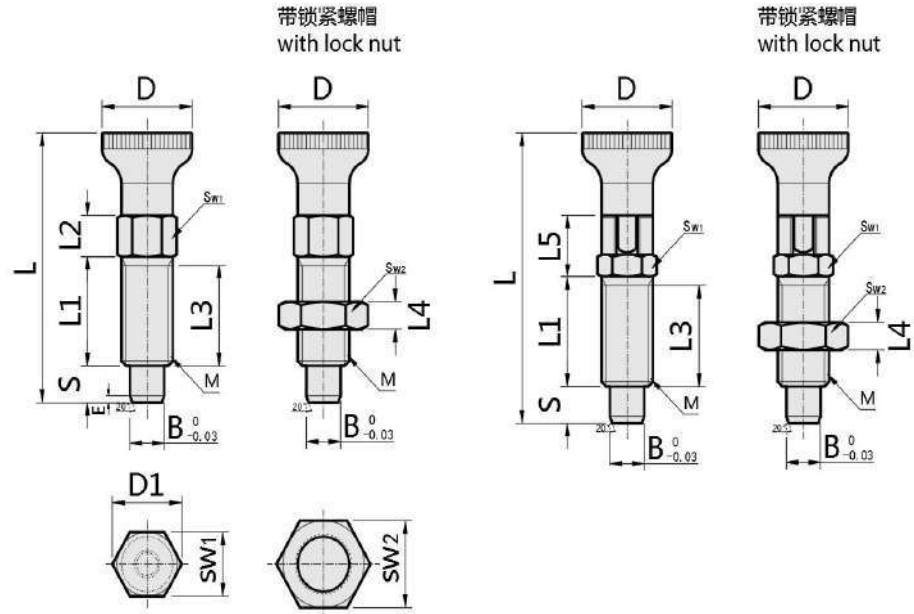
■ Economical knob plunger

型号实例	型式 Type + M
例如	ZPMXA 10M

Part Number	Type + M
order	ZPMXA 10M

复位型/Return type

自锁型/Rest position



材质对照表(Materials)											
型号Type		螺纹Screw	旋钮Knob	主体Main Body		销Pin			弹簧Spring	锁紧螺帽Lock Nut	
复位型Return Type	自锁型Rest Position		材质Material	材质Material	表面处理Surface Treatment	材质Material	硬度Hardness	表面处理Surface Treatment	材质Material	材质Material	表面处理Surface Treatment
ZPMXA	ZPMXYA	粗牙Coarse Thread	尼龙6 Nylon 6	SUM22L	镀锌 Trivalent Chromate	SUS303	/	/	SUS304	/	/
ZPMXK	ZPMXYK	粗牙Coarse Thread	尼龙6 Nylon 6	SUM22L	镀锌 Trivalent Chromate	SUS303	/	/	SUS304	SUS303	/

参数对照表(Specifications)																	
型式Part Number		螺距(粗牙) Pitch (Coarse)	D	D1	S	B	L		L1	L2	L3	L4	L5	SW1	SW2	负载Load (N)	
Type	M						复位型Return type	自锁型Rest position								min.	max.
ZPMXA ZPMXK	6M	1	12	6.9	4	4	30.5	33	12	4.5	10	3.2	7	6	10	3	12
	8M	1.25	16	9.2	5	5	40	43.5	16	6	14	4	9.5	8	13	5	24
ZPMXYA ZPMXYK	10M	1.5	18	11.5	6	6	49	52	20	7.5	18	5	10.5	10	16	5	21
	12M	1.75	21	13.8	8	8	59	63.5	24	9	22	6	13.5	12	18	6	22

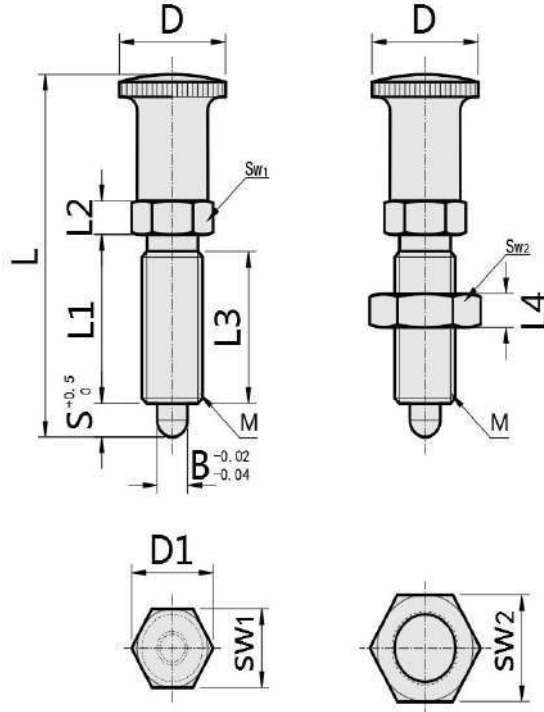


- 加长型旋钮柱塞加长型
- Indexing Plungers - Long-Return

型号实例	型式 Type + M
例如	ZPXAL 10

Part Number	Type + M
order	ZPXAL 10

带锁紧螺帽
with lock nut



材质对照表(Materials)										
型号 Type	螺纹 Screw	旋钮Knob	主体Main Body		销Pin			弹簧Spring	锁紧螺帽Lock Nut	
		材质 Material	材质 Material	表面处理 Surface Treatment	材质 Material	硬度 Hardness	表面处理 Surface Treatment	材质 Material	材质 Material	表面处理 Surface Treatment
ZPXAL	细牙 Fine Thread	A2017 黑色阳极氧化 处理/Black Anodize	SUM22L	发黑 Black Oxide	S45C	50~60HRC	发黑 Black Oxide	SUS304	/	/
ZPKKL			SUM22L	发黑 Black Oxide	S45C	50~60HRC	发黑 Black Oxide	SUS304	SS400	发黑 Black Oxide
ZSXPAL	细牙 Fine Thread	A2017 黑色阳极氧化 处理/Black Anodize	SUS303	/	SUS440C	45HRC~	/	SUS304	/	/
ZSXPKL			SUS303	/	SUS440C	45HRC~	/	SUS304	SUS304	/

参数对照表(Specifications)																
型式Part Number		细牙螺距 Pitch Fine Thread	D	D1	S	B	L	L1	L2	L3	L4	SW1	SW2	R	负载 (N)	
Type	M														复位型 Return type	min.
ZPXAL ZPKKL	8	1	15	11.5	4	4	46	22	5	20	4	10	13	2	3	9
	8L	1	15	11.5	6	4	48	22	5	20	4	10	13	2	3	12
	10	1	18	13.8	5	5	53	25	5	23	5	12	17	2.5	5	11.5
	10L	1	18	13.8	8	5	56	25	5	23	5	12	17	2.5	5	16
ZSXPAL ZSXPKL	12	1.5	21	16.2	6	6	64.5	30	6	27	6	14	19	3	6.5	14.5
	12L	1.5	21	16.2	10	6	68.5	30	6	27	6	14	19	3	6.5	20
	16	1.5	26	21.9	7	8	80	38	8	34.5	8	19	24	4	7.15	18
	16L	1.5	26	21.9	12	8	85	38	8	34.5	8	19	24	4	7.15	25



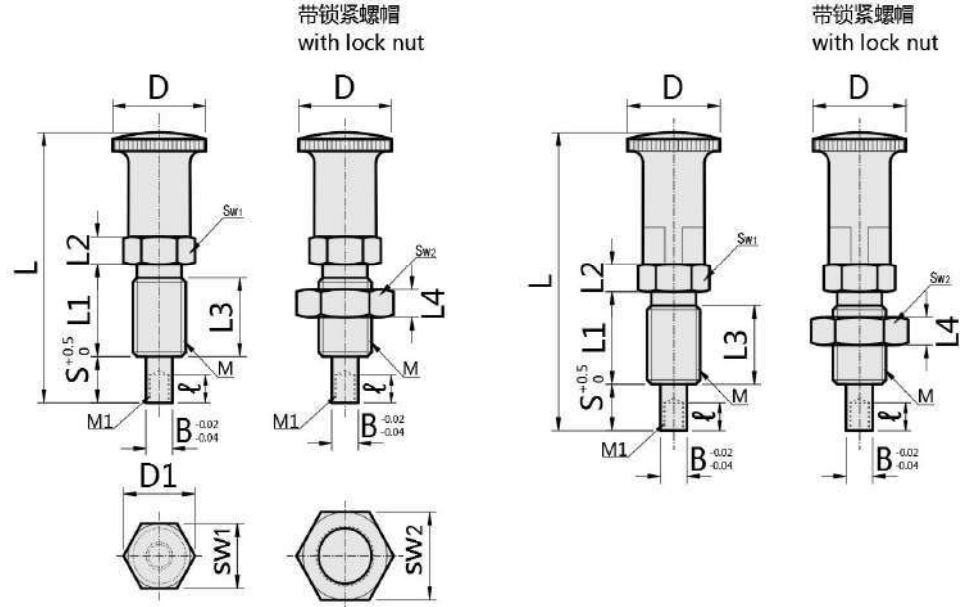
- 前端螺纹型旋钮柱塞
- Indexing Plungers with Tapped Tip

型号实例	型式 Type + M-S
例如	ZPXTAB10-5

Part Number	Type + M-S
order	ZPXTAB10-5

复位型/Return type

自锁型/Rest position



材质对照表 (Materials)										
型号Type		旋钮Knob	主体Main Body		销Pin			弹簧Spring	锁紧螺帽Lock Nut	
复位型 Return Type	自锁型 Rest Position	材质 Material	材质 Material	表面处理 Surface Treatment	材质 Material	硬度 Hardness	表面处理 Surface Treatment	材质 Material	材质 Material	表面处理 Surface Treatment
ZPXTAB	ZPXTYB	A2017 黑色阳极氧化 处理/Black Anodize	SUM22L	发黑 Black Oxide	S45C	50~60HRC	发黑 Black Oxide	SUS304	/	/
ZPXTNB	ZPXTSB		SUM22L	发黑 Black Oxide	S45C	50~60HRC	发黑 Black Oxide	SUS304	SS400	发黑 Black Oxide
ZPXTAS	ZPXTYS	A2017 黑色阳极氧化 处理/Black Anodize	SUS303	/	SUS440C	45HRC~	/	SUS304	/	/
ZPXTNS	ZPXTSS		SUS303	/	SUS440C	45HRC~	/	SUS304	SUS304	/

参数对照表 (Specifications)																		
型式Part Number			细牙螺距 Pitch Fine Thread	D	D1	B	M1	l	L								负载 Load (N)	
Type	M	S							复位型 Return type	自锁型 Rest position	L1	L2	L3	L4	SW1	SW2	min.	max.
ZPXTAB ZPXTNB ZPXTAS ZPXTNS	10	5	1.0	18	13.8	5	M3	5	45	50	17	5	15	5	12	17	5	11.5
	10	8	1.0	18	13.8	5	M3	5	48	53	17	5	15	5	12	17	5	16
	12	6	1.5	21	16.2	6	M4	6	54.5	60.5	20	6	17	6	14	19	6.5	14.5
ZPXTYB ZPXTSB ZPXTYS ZPXTSS	12	10	1.5	21	16.2	6	M4	6	58.5	64.5	20	6	17	6	14	19	6.5	20
	16	7	1.5	26	21.9	8	M5	8	68	75.5	26	8	23	8	19	24	7.15	18
	16	12	1.5	26	21.9	8	M5	8	73	80.5	26	8	23	8	19	24	7.15	25



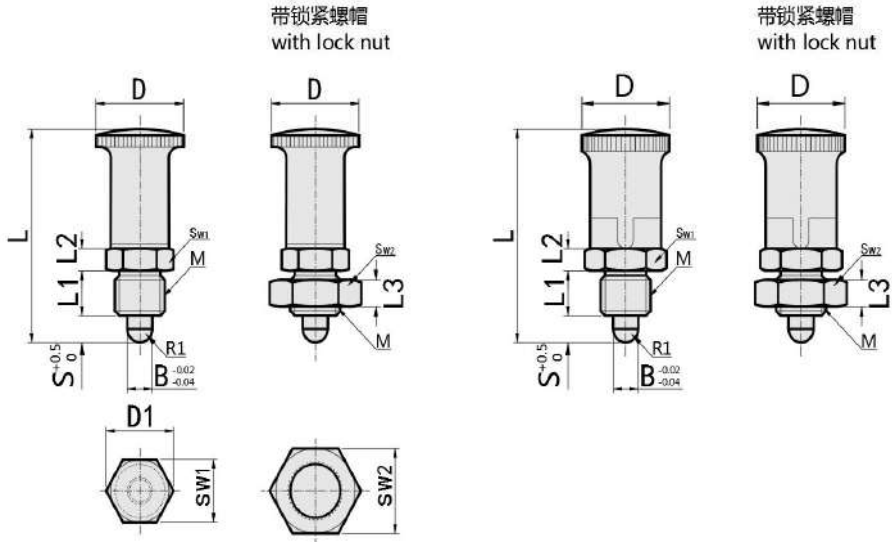
- 短螺纹部型旋钮柱塞
- Indexing Plungers - Rest Position

型号实例	型式 Type + M
例如	ZPXSAN 12

Part Number	Type + M
order	ZPXSAN 12

复位型/Return type

自锁型/Rest position



材质对照表(Materials)

型号Type		旋钮Knob	主体Main Body		销Pin			弹簧Spring	锁紧螺帽Lock Nut	
复位型 Return Type	自锁型 Rest Position	材质 Material	材质 Material	表面处理 Surface Treatment	材质 Material	硬度 Hardness	表面处理 Surface Treatment	材质 Material	材质 Material	表面处理 Surface Treatment
ZPXSAN	ZPXRAN	A2017 黑色阳极氧化处理 Black Anodize	SUM22	发黑 Black Oxide	S45C	50~60HRC	发黑 Black Oxide	SUS304	/	/
ZPXSKN	ZPXRKN		SUM22	发黑 Black Oxide	S45C	50~60HRC	发黑 Black Oxide	SUS304	SS400	发黑 Black Oxide

参数对照表(Specifications)

型式Part Number		细牙螺距 Pitch Fine Thread	D	D1	B	S	L	L1	L2	L3	SW1	SW2	R1	负载 Load (N)		
Type	M													min.	max.	
ZPXSAN ZPXSKN	ZPXRAN ZPXRKN	12	1.5	21	19.6	6	6	48	10	5	6	17	19	3	6.5	14.5
		16	1.5	26	21.9	8	7	56	12	6	8	19	24	4	7.5	18



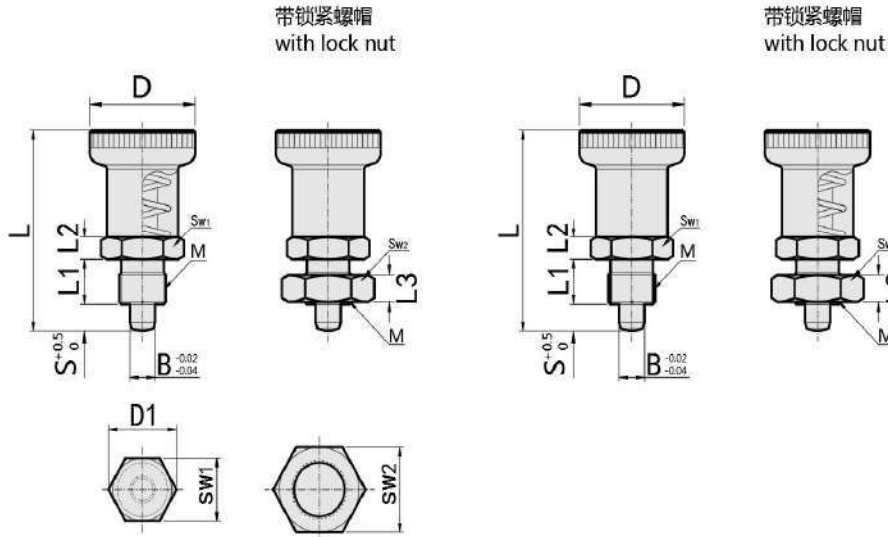
- 短螺纹部型旋钮柱塞
- Indexing Plungers - Rest Position

型号实例	型式 Type+M
例如	ZPXSA 12

Part Number	Type+M
order	ZPXSA 12

复位型/Return type

自锁型/Rest position



材质对照表(Materials)											
型号Type		旋钮Knob	主体Main Body			销Pin			弹簧Spring	锁紧螺帽Lock Nut	
复位型 Return Type	自锁型 Rest Position	材质 Material	材质 Material	表面处理 Surface Treatment	材质 Material	硬度 Hardness	表面处理 Surface Treatment	材质 Material	材质 Material	表面处理 Surface Treatment	
ZPXSA	ZPXRA	尼龙6 Nylon 6	SUM22L	发黑 Black Oxide	S45C	50~60HRC	发黑 Black Oxide	SWP-B	/	/	
ZPXSK	ZPXRK	尼龙6 Nylon 6	SUM22L	发黑 Black Oxide	S45C	50~60HRC	发黑 Black Oxide	SWP-B	S45C	发黑 Black Oxide	

参数对照表(Specifications)															
型式Part Number		细牙螺距 Pitch Fine Thread	D	D1	B	S	L	L1	L2	L3	SW1	SW2	负载 Load (N)		
Type	M												min.	max.	
ZPXSA	ZPXRA	12	1.5	25	19.6	6	6	45	10	5	6	17	18	7	18
ZPXSK	ZPXRK	16	1.5	31	21.9	8	8	54	12	6	8	19	24	14	24



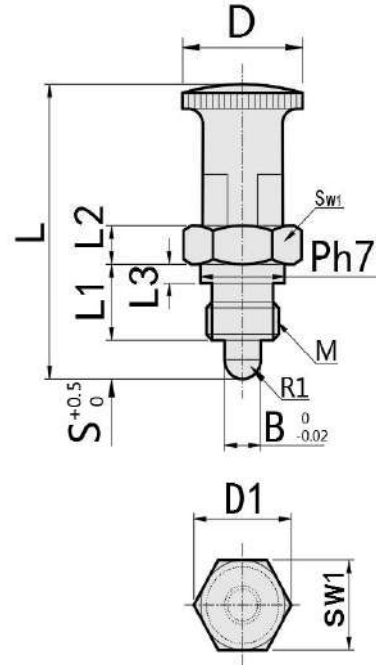
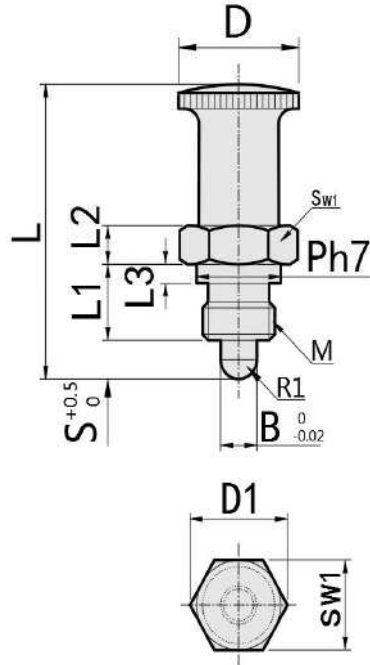
- 嵌入式精密型旋钮柱塞
- Indexing Plungers-Precision Pilot Fine Thread

型号实例	型式 Type+M
例如	ZPMXSL12

Part Number	Type+M
order	ZPMXSL12

复位型/Return type

自锁型/Rest position



材质对照表(Materials)											
型号Type			螺纹区分 Thread Type	旋钮Knob				销Pin			弹簧Spring
负载分类 Load Category	复位型 Return Type	自锁型 Rest Position		材质 Material	材质 Material	硬度 hardness	表面处理 Surface Treatment	材质 Material	硬度 Hardness	表面处理 Surface Treatment	材质 Material
轻载型Light Load	ZPMXSL	ZPMXYSL	粗牙 Coarse Thread	尼龙6 Nylon 6	S45C	33~38HRC	发黑 Black Oxide	S45C	50~60HRC	发黑 Black Oxide	SUS304
重载型Heavy Load	ZPMXSH	ZPMXYSH		尼龙6 Nylon 6	S45C	33~38HRC	发黑 Black Oxide	S45C	50~60HRC	发黑 Black Oxide	SUS304
轻载型Light Load	ZPXSL	ZPXYSL	细牙 fine thread	尼龙6 Nylon 6	S45C	33~38HRC	发黑 Black Oxide	S45C	50~60HRC	发黑 Black Oxide	SUS304
重载型Heavy Load	ZPXSH	ZPXYSH		尼龙6 Nylon 6	S45C	33~38HRC	发黑 Black Oxide	S45C	50~60HRC	发黑 Black Oxide	SUS304
轻载型Light Load	ZSMXSL	ZSMXYSL	粗牙 Coarse Thread	SUS303	SUS303	/	/	SUS303	/	/	SUS304
重载型Heavy Load	ZSMXSH	ZSMXYSH		SUS303	SUS303	/	/	SUS303	/	/	SUS304
轻载型Light Load	ZSPXSL	ZSPXYSL	细牙 fine thread	SUS303	SUS303	/	/	SUS303	/	/	SUS304
重载型Heavy Load	ZSPXSH	ZSPXYSH		SUS303	SUS303	/	/	SUS303	/	/	SUS304

参数对照表(Specifications)																			
型式Part Number		螺距Pitch														负载Load(N)			
Type	M	粗牙 Coarse Thread	细牙 Fine Thread	Ph7	D	D1	S	B	L	L1	L2	L3	SW1	轻载型 Light Load		重载型 Heavy Load			
														min.	max.	min.	max.		
ZPMXSL ZPMXYSL	10	1.5	1	12	0 -0.018	18	16.2	5	5	38	10	5	3	14	4.5	7.3	5.7	11.9	
ZPMXSH ZPMXYSH															5.3	8.8	6.7	13.2	
ZPXSL ZPXYSL	12	1.75	1.5	14	0 -0.018	20	19.6	6	68	46	12	6	3	17	5.7	10.1	7.4	17.2	
ZPXSH ZPXYSH															6.6	15.0	8.0	26.8	
ZSMXSL ZSMXYSL	16	2	1.5	18	0 -0.021	26	25.4	8	8	56.5	16	6	4	22	6.6	15.0	8.0	26.8	
ZSMXSH ZSMXYSH															6.6	15.0	8.0	26.8	
ZSPXSL ZSPXYSL	20	2.5	1.5	22	0 -0.021	32	31.2	10	10	70	20	10	4	27	6.6	15.0	8.0	26.8	
ZSPXSH ZSPXYSH															6.6	15.0	8.0	26.8	

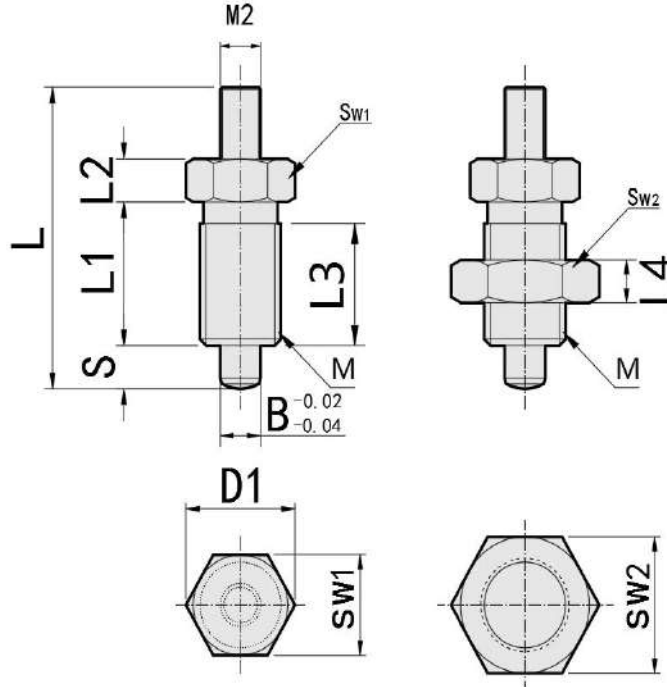


- 无旋钮型旋钮柱塞
- Indexing Plungers - Knobless

型号实例	型式 Type+M
例如	ZPXNK10

Part Number	Type+M
order	ZPXNK10

带锁紧螺帽
with lock nut



材质对照表(Materials)								
型号 Type	主体Main Body		销Pin			弹簧Spring	锁紧螺帽Lock Nut	
	材质 Material	表面处理 Surface Treatment	材质 Material	硬度 Hardness	表面处理 Surface Treatment	材质 Material	材质 Material	表面处理 Surface Treatment
ZPXNA	SUM22L	发黑 Black Oxide	S45C	50~60HRC	发黑 Black Oxide	SWP-B	/	/
ZPXNK	SUM22L	发黑 Black Oxide	S45C	50~60HRC	发黑 Black Oxide	SWP-B	S45C	发黑 Black Oxide
ZSXNA	SUS303	/	SUS303	/	/	SUS304	/	/
ZSXNK	SUS303	/	SUS303	/	/	SUS304	SUS304	/

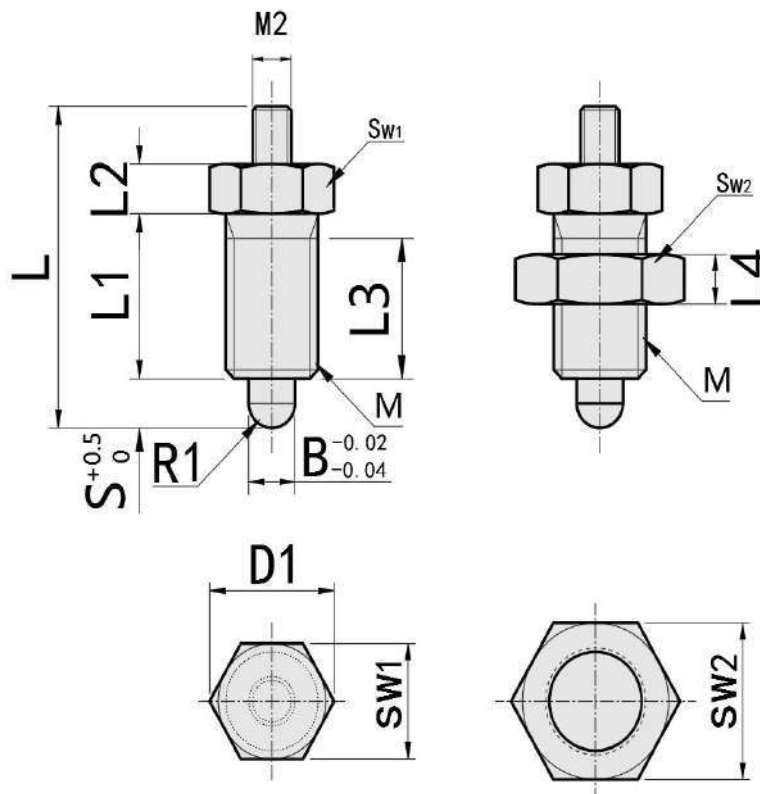
参数对照表(Specifications)																	
型式Part Number	螺距Pitch	M	D1	B	S min.	L	L1	L2	L3	L4	M2 粗牙 Coarse Thread	SW1	SW2	负载Load(N)			
														ZPXNA ZPXNK		ZSXNA ZSXNK	
Type														min.	max.	min.	max.
ZPXNA ZPXNK	10	1	13.8	5	5	33	17	5	15	5	5	12	17	7	17	6	15
ZPXNA ZPXNK	12	1.5	16.2	6	6	42	20	6	17	6	6	14	18	9	24	8	21
ZSXNA ZSXNK	16	1.5	21.9	8	8	54	26	8	23	8	8	19	24	24	30	9	26



- 无旋钮型旋钮柱塞
- Indexing Plungers - Knobless

型号实例	型式 Type + M
例如	ZPXNAN 10

Part Number	Type + M
order	ZPXNAN 10



材质对照表(Materials)								
型号Type	主体Main Body		销Pin			弹簧Spring	锁紧螺帽Lock Nut	
	材质Material	表面处理Surface Treatment	材质Material	硬度Hardness	表面处理Surface Treatment	材质Material	材质Material	表面处理Surface Treatment
ZPXNAN	SUM22L	发黑 Black Oxide	S45C	50~60HRC	发黑 Black Oxide	SWP-B	/	/
ZPXNKN	SUM22L	发黑 Black Oxide	S45C	50~60HRC	发黑 Black Oxide	SWP-B	SS400	发黑 Black Oxide
ZSXNAN	SUS303	/	SUS440C	45HRC~	/	SUS304	/	/
ZSXNKN	SUS303	/	SUS440C	45HRC~	/	SUS304	SUS304	/

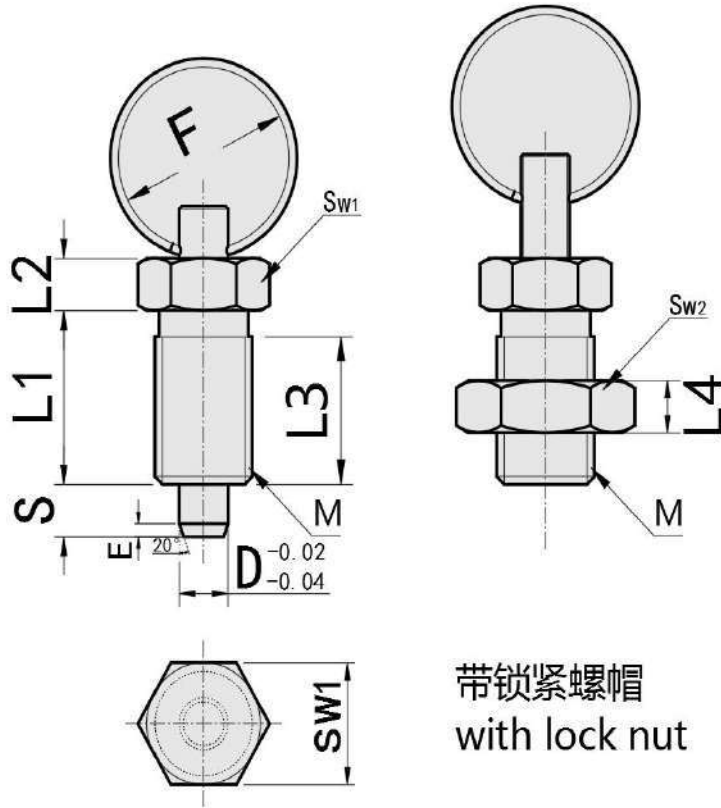
参数对照表(Specifications)																	
型式Part Number		螺距Pitch		D1	B	S min.	L	L1	L2	L3	L4	M2 粗牙 Coarse Thread	SW1	SW2	R1	负载 (N)	
Type	M	细牙 Fine Thread	min.													max.	
ZPXNAN ZPXNKN ZSXNAN ZSXNKN	8	1.0	11.5	4	4	30	16	5	14	4	3	10	13	2	3	9	
	8L	1.0	11.5	4	6	32	16	5	14	4	3	10	13	2	3	12	
	10	1.0	13.8	5	5	32	17	5	15	5	4	12	17	2.5	5	11.5	
	10L	1.0	13.8	5	8	35	17	5	15	5	4	12	17	2.5	5	16	
	12	1.5	16.2	6	6	39	20	6	17	6	5	14	19	3	6.5	14.5	
	12L	1.5	16.2	6	10	44	20	6	17	6	5	14	19	3	6.5	20	
	16	1.5	21.9	8	7	49	26	8	23	8	6	19	24	4	7.5	18	
16L	1.5	21.9	8	12	54	26	8	23	8	6	19	24	4	7.5	25		



- 拉环型旋钮柱塞
- Pull ring type knob plunger

型号实例	型式 Type + M
例如	Z PBUL 10

Part Number	Type + M
order	Z PBUL 10



材质对照表(Materials)							
型号 Type	主体Main Body		销Pin		弹簧Spring	锁紧螺帽Lock Nut	
	材质 Material	表面处理 Surface Treatment	材质 Material	硬度 Hardness	材质 Material	材质 Material	表面处理 Surface Treatment
ZPBUA	S45C	发黑 Black Oxide	SUS303	/	SUS303	S45C	发黑 Black Oxide
ZPBUL	S45C	镀锌 Trivalent Chromate	SUS303	/	SUS303	S45C	镀锌 Trivalent Chromate
ZPBSS	SUS303	/	SUS303	/	SUS304	SUS304	/

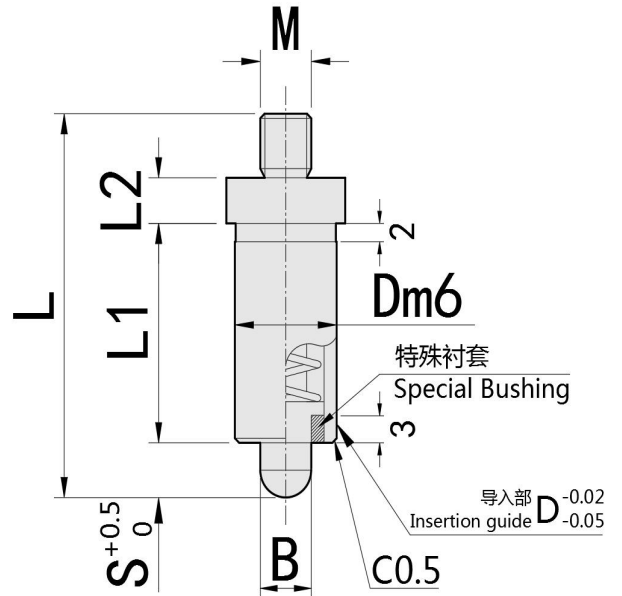
参数对照表(Specifications)														
型式Part Number	螺距Pitch	粗牙 Coarse Thread	D	S	E	L1	L2	L3	L4	SW1	SW2	F	负载 Load (N)	
													min.	max.
ZPUBA ZPBUL ZPBSS	6	1.0	4	4	1.5	12	4.5	10	3.2	6	10	14	3	12
	8	1.25	5	5	1.5	16	6	14	4	8	13	18	5	24
	10	1.5	6	6	1.5	20	7.5	18	5	10	16	24	5	21
	12	1.75	8	8	1.5	24	9	22	6	12	18	30	6	22



- 无旋钮型旋钮柱塞
- Indexing Plungers - Knobless

型号实例	型式 Type + D - S
例如	Z SXPP 10 -5

Part Number	Type + D - S
order	Z SXPP 10 -5



材质对照表(Materials)					
型号 Type	主体Main Body		销Pin		弹簧Spring
	材质 Material	硬度 Hardness	材质 Material	硬度 Hardness	材质 Material
ZSXPP	SUS420	45~50HRC	SUS420	45~50HRC	SUS304

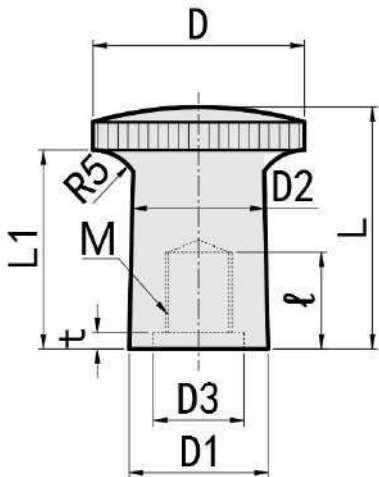
参数对照表(Specifications)														
型式Part Number				D1	B	L	L1	L2	M 粗牙 Coarse Thread	R	负载 Load (N)			
Type	Dm6	S min.	min.								max.			
ZSXPP	8	+0.015	4	10	4	-0.010 -0.022	32	19	4	3	2	3	9	
		+0.006	6				34						12	
	10	+0.015	5	12	5	-0.010 -0.022	34	20	4	5	2.5	5	11.5	
		+0.006	8				37						16	
	12	+0.018	6	14	6	-0.010 -0.025	42	24	5	6	3	6.5	6.5	14.5
		+0.007	10				46							20
	15	+0.018	7	19	8	-0.010 -0.025	52	32	5	8	4	7.5	7.5	18
		+0.007	12				57							25



- 旋钮
- Knob

型号实例	型式 Type+M
例如	ZNSXP 5

Part Number	Type+M
order	ZNSXP 5



材质对照表(Materials)		
型号 Type	旋钮Knob	
	材质 Material	表面处理 Surface Treatment
ZNSXP	A2017 Aluminum Alloy	黑色阳极氧化处理 Black Anodize

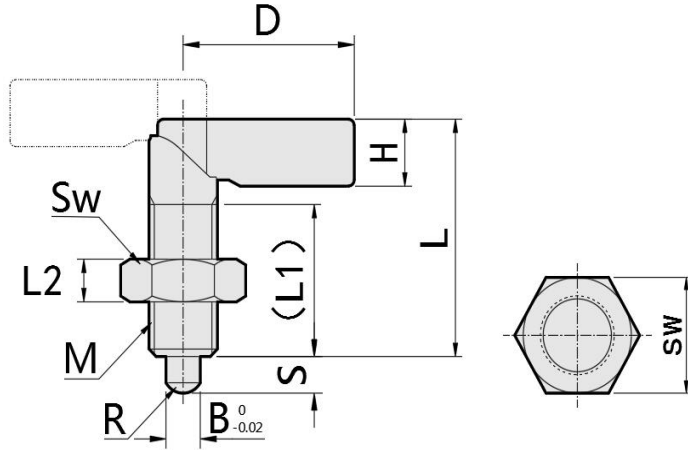
参数对照表(Specifications)										
型式 Part Number		适用柱塞 Applicable Indexing Plunger Plungers	L	L1	t	D	D1	D2	D3	ℓ
Type	M									
ZNSXP	3	SXPP8	15	12	1.5	15	9.8	9	6	5
	5	SXPP10	18	14	1.5	18	11.8	11	8	8
	6	SXPP12	22.5	17.5	1.5	21	13.8	13	9	9
	8	SXPP15	27	21	1.5	26	18.8	18	11	11



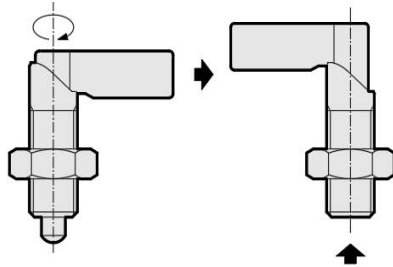
- 旋钮柱塞 粗牙螺纹把手型
- Indexing Plungers - Coarse Thread, Lever

型号实例	型式 Type+M
例如	ZPMXRB10

Part Number	Type+M
order	ZPMXRB10



负载/Load



材质对照表(Materials)									
型号Type	把手型Lever		主体Main Body		销Pin		弹簧Spring	锁紧螺帽Lock Nut	
	材质Material	表面处理Surface Treatment	材质Material	表面处理Surface Treatment	材质Material	表面处理Surface Treatment	材质Material	材质Material	表面处理Surface Treatment
ZPMXRB	S45C	发黑 Black Oxide	S45C	发黑 Black Oxide	S45C	发黑 Black Oxide	SUS304	SS400	发黑 Black Oxide
ZPMXRM	S45C	镀镍 Nickel Plating	S45C	镀镍 Nickel Plating	S45C	镀镍 Nickel Plating	SUS304	SUS304	/

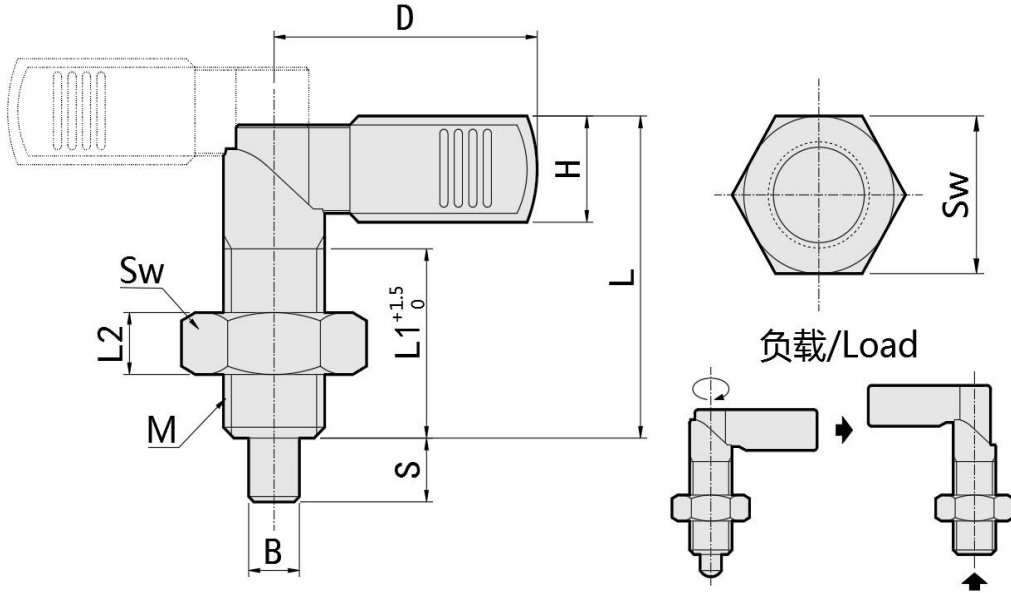
参数对照表(Specifications)														
型式Part Number		螺距Pitch		B	S	L	L1	D	H	L2	SW	R	负载Load (N)	
Type	M	粗牙 Coarse Thread											min.	max.
ZPMXRB	10	1.5		5	5	34	20	24	8	6	17	3	5	9.5
ZPMXRM	12	1.75		6	6	39	25	30	11	7	19	3.5	8	13



- 细牙螺纹把手型旋钮柱塞
- Indexing Plungers-Fine Thread, Lever Nuts

型号实例	型式 Type+M-B
例如	ZPXVB 16 - 6

Part Number	Type+M-B
order	ZPXVB 16 - 6



材质对照表(Materials)									
型号 Type	把手型Lever	主体Main Body		销Pin			弹簧Spring	锁紧螺帽Lock Nut	
	材质 Material	材质 Material	表面处理 Surface Treatment	材质 Material	硬度 Hardness	表面处理 Surface Treatment	材质 Material	材质 Material	表面处理 Surface Treatment
ZPXVB	尼龙6 Nylon 6	SUS22L	发黑 Black Oxide	S45C	50~60HRC	发黑 Black Oxide	SWP-B	/	/
ZPXVBK	尼龙6 Nylon 6	SUS22L	发黑 Black Oxide	S45C	50~60HRC	发黑 Black Oxide	SWP-B	SS400	发黑 Black Oxide
ZSPXVB	尼龙6 Nylon 6	SUS303	/	SUS303	/	/	SUS304	/	/
ZSPXVBK	尼龙6 Nylon 6	SUS303	/	SUS303	/	/	SUS304	SUS304	/

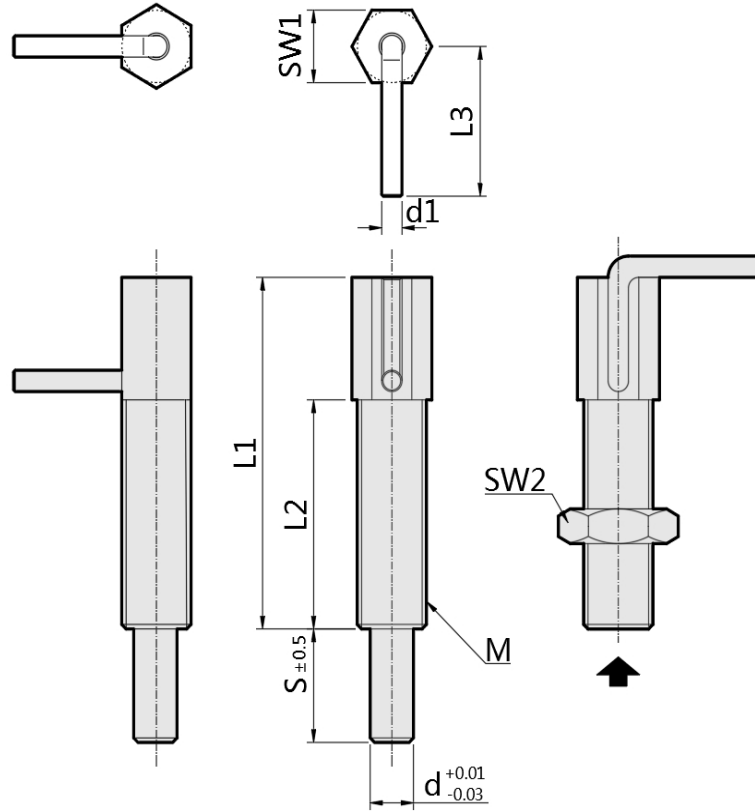
参数对照表(Specifications)													
型式Part Number			螺距Pitch 细牙 Fine Thread	S	L	L1	D	H	L2	SW	负载 (N) Load (N)		
Type	M	B -0.04 ~ -0.02									min.	max.	
ZPXVB ZPXVBK ZSPXVB ZSPXVBK	16	6 8 10	1.5	10	47	30	42	15.5	8	24	12	32	
	20	8 10 12	1.5	12	59	36	52	19	10	30	21	58	



- L型旋鈕柱塞
- L Indexing Plungers

型号实例	型式 Type + M
例如	Z PLCAN 10

Part Number	Type + M
order	Z PLCAN 10



材质对照表(Materials)						
型号 Type	主体Main Body		销Pin	弹簧Spring	锁紧螺帽Lock Nut	
	材质 Material	表面处理 Surface Treatment	材质 Material	材质 Material	材质 Material	表面处理 Surface Treatment
ZPLCAN	SUM22L	镀锌 Trivalent Chromate	SUS303	SWP-B	/	/
ZPLCKN	SUM22L	镀锌 Trivalent Chromate	SUS303	SWP-B	SS400	镀锌 Trivalent Chromate
ZPLCAS	SUS303	/	SUS303	SUS304	/	/
ZPLCKS	SUS303	/	SUS303	SUS304	SUS304	/

参数对照表(Specifications)												
型式Part Number		粗牙 Coarse Thread	d	d1	L1	S	L2	L3 (min.)	SW1	SW2	负载 Load (N)	
Type	M										min.	max.
ZPLCAN ZPLCKN ZPLCAS ZPLCKS	6	1	4	2.3	32	9.5	20	15.5	6	10	3	10
	8	1.25	5	3	42	12	27	19.2	8	13	3.5	13.5
	10	1.5	6	3.5	51	14	33.5	22.9	10	17	4	16
	12	1.75	8	4.7	54	19	31.8	31.2	12	19	4	22
	16	2	10	4.7	77.5	25	50.5	32.7	16	24	4	23



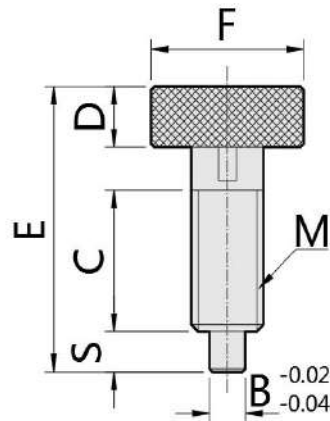
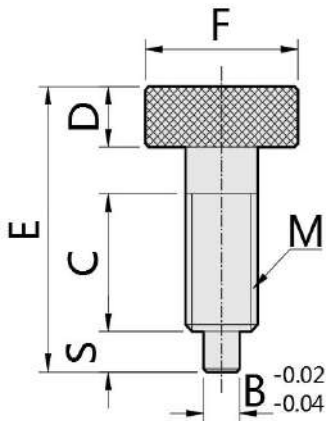
- 简易型旋钮柱塞
- American made simple knob plunger

型号实例	型式 Type+M
例如	ZLFM 10

Part Number	Type+M
order	ZLFM 10

复位型/Return type

自锁型/Rest position



材质对照表(Materials)					
型号Type		主体Main Body		销Pin	弹簧Spring
复位型 Return Type	自锁型 Rest position	材质 Material	表面处理 Surface Treatment	材质 Material	材质 Material
ZLFM	ZLYFM	S45C	镀锌 Trivalent Chromate	SUS303	SUS304
ZSLFM	ZSLYFM	SUS303	/	SUS303	SUS304

参数对照表(Specifications)										
型式 Part Number		螺距Pitch 粗牙 Coarse Thread	B	S	C	D	E	F	负载 Load (N)	
									min.	max.
ZLFM ZSLFM	5	0.8	2.5	2.5	10	5	19	9.5	2.2	13.5
	6	1.0	3	3.2	12.7	5	24.1	12.7	4.5	17.8
	8	1.25	4	4.8	19	6.4	33.5	16	4.5	26.7
ZLYFM ZSLYFM	10	1.5	5	5.5	19	7.9	37.2	19	4.5	35.6
	12	1.75	6.3	6.35	22.2	9.7	44.5	25.4	4.5	44.5



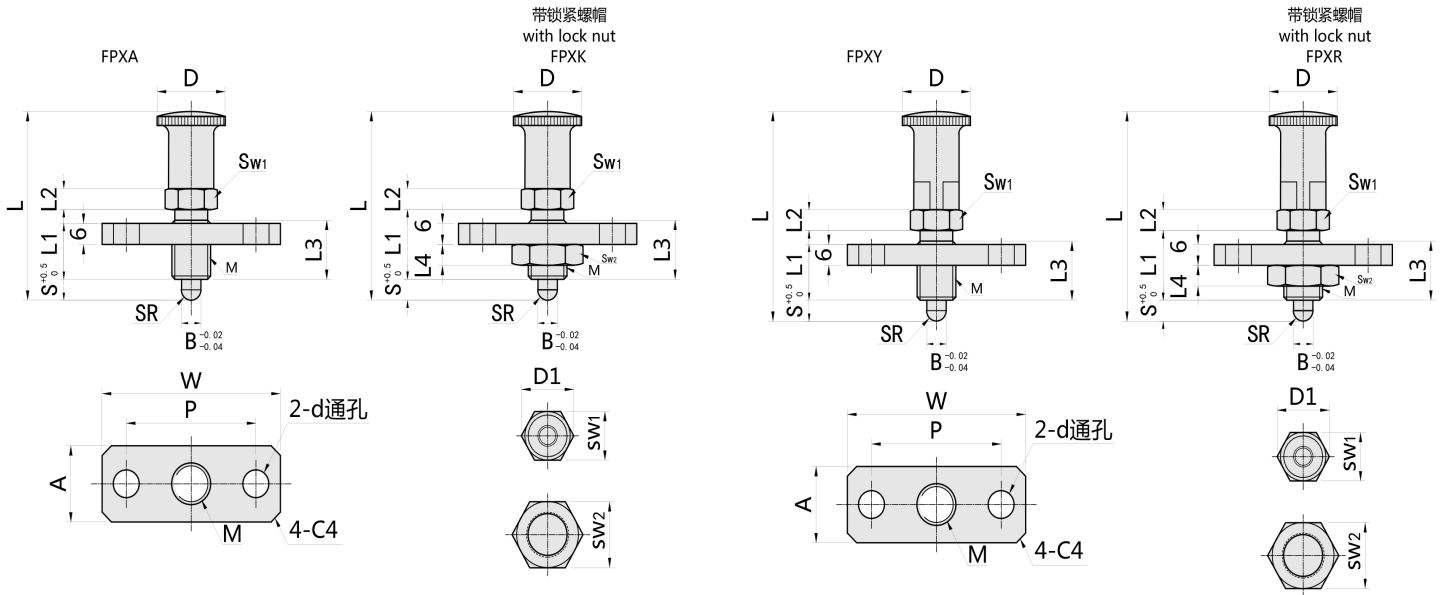
- 带法兰型旋钮柱塞
- Flanged Indexing Plungers

型号实例	型式 Type+M
例如	ZFPXA 10

Part Number	Type+M
order	ZFPXA 10

复位型/Return type

自锁型/Rest position



材质对照表(Materials)												
型号Type		旋钮Knob	主体Main Body		销Pin			弹簧Spring	法兰Flange		锁紧螺帽Lock Nut	
复位型 Return Type	自锁型 Rest Position	材质 Material	材质 Material	表面处理 Surface Treatment	材质 Material	硬度 Hardness	表面处理 Surface Treatment	材质 Material	材质 Material	表面处理 Surface Treatment	材质 Material	表面处理 Surface Treatment
ZFPXA	ZFPXY	A2017 (黑色阳极氧化处理)(Black Anodize)	SUM22L	发黑 Black Oxide	S45C	50~60HRC	发黑 Black Oxide	SWP-B	SS400	镀锌 Trivalent Chromate	/	/
ZFPXK	ZFPXR										SS400	发黑 Black Oxide

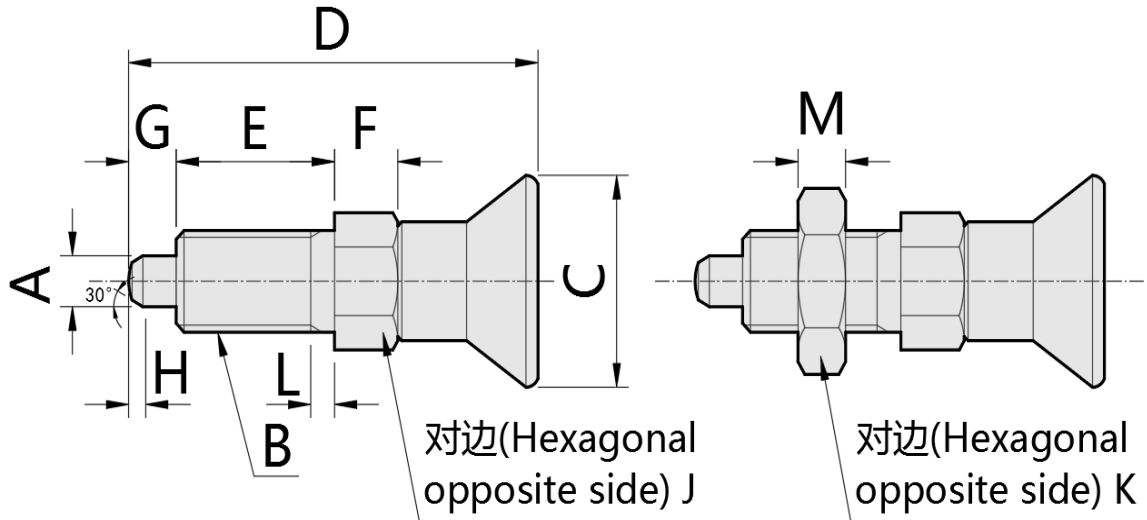
参数对照表(Specifications)																					
型式Part Number		螺距 (细牙) Pitch (Fine Thread)	D	D1	S	B	L		L1	L2	L3	L4	SW1	SW2	SR	A	W	P	d	负载 Load (N)	
Type	M						复位型 Return type	自锁型 Rest position												min.	max.
ZFPXA ZFPXK ZFPXY ZFPXR	8	1	15	11.5	4	4	40	46	16	5	14	4	10	13	2	20	46	34	6	3	9
	8L	1	15	11.5	6	4	42	48	16	5	14	4	10	13	2	20	46	34	6	3	12
	10	1	18	13.8	5	5	45	50	17	5	15	5	12	17	2.5	20	48	36	6	5	11.5
	10L	1	18	13.8	8	5	48	53	17	5	15	5	12	17	2.5	20	48	36	6	5	16
	12	1.5	21	16.2	6	6	54.5	60.5	20	6	17	6	14	19	3	22	55	40	8	6.5	14.5
	12L	1.5	21	16.2	10	6	58.5	64.5	20	6	17	6	14	19	3	22	55	40	8	6.5	20
	16	1.5	26	21.9	7	8	68	75.5	26	8	23	8	19	24	4	25	60	45	8	7.15	18
16L	1.5	26	21.9	12	8	73	80.5	26	8	23	8	19	24	4	25	60	45	8	7.15	25	



- 旋钮柱塞
- Indexing plungers

型号实例	型式 Type+NO.
例如	ZNDXN12W-SUS

Part Number	Type+NO.
order	ZNDXN12W-SUS



材质对照表(Materials)									
型号Type	主体Main Body		旋钮Knob	销Pin			弹簧Spring	锁紧螺帽Lock Nut	
复位型 Return Type	材质 Material	表面处理 Surface Treatment	材质 Material	材质 Material	硬度 Hardness	表面处理 Surface Treatment	材质 Material	材质 Material	表面处理 Surface Treatment
ZNDXN	SUM22L	发黑 Black Oxide	尼龙6 Nylon 6	S45C	50~60HRC	发黑 Black Oxide	SWP-B	/	/
ZNDXN-W	SUM22L	发黑 Black Oxide	尼龙6 Nylon 6	S45C	50~60HRC	发黑 Black Oxide	SWP-B	SS400	发黑 Black Oxide
ZNDXN-SUS	SUS303	/	尼龙6 Nylon 6	SUS420	45~HRC	/	SUS304	/	/
ZNDXN-W-SUS	SUS303	/	尼龙6 Nylon 6	SUS420	45~HRC	/	SUS304	SUS304	/
ZNDXN-A-SUS	SUS303	/	尼龙6 Nylon 6	SUS303	/	/	SUS304	/	/
ZNDXN-AW-SUS	SUS303	/	尼龙6 Nylon 6	SUS303	/	/	SUS304	SUS304	/

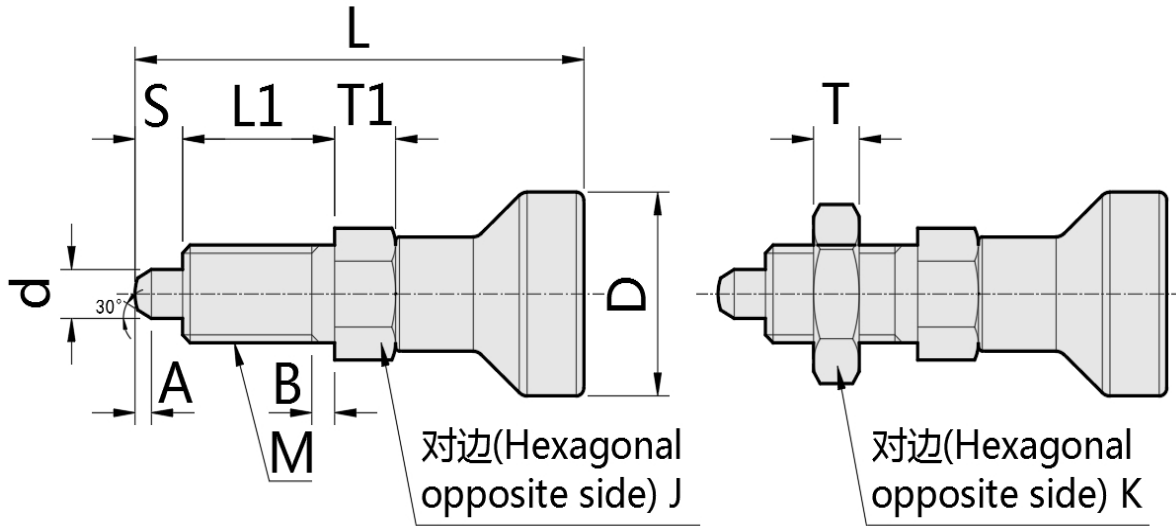
参数对照表(Specifications)															
型式 Part Number	NO.	A	B	C	D	E	F	G	H	J	K	L	M	负载 Load (N)	
		-0.02 -0.04												min.	max.
ZNDXN	6	3	M6x0.75	14	31.5	12	5	3.5	0.8	8	10	2	3	4.5	10
ZNDXN-W	8	4	M8x1	18	38.5	15	6	4	1	10	13	2	4	6	12
ZNDXN-SUS	10	5	M10x1	21	43.5	17	7	5	1.3	13	17	2	5	5	12
ZNDXN-W-SUS	12	6	M12x1.5	25	51.7	20	8	6	1.8	14	19	3	6	6	14
ZNDXN-A-SUS	16	8	M16x1.5	33	68	26	10	8	2.3	19	24	3	8	15	35
ZNDXN-AW-SUS	20	10	M20x1.5	33	74	28	12	10	2.8	22	30	3	10	15	40



- 旋钮柱塞
- Indexing plungers

型号实例	型式 Type+NO.
例如	ZNDXN12W-ASUS

Part Number	Type+NO.
order	ZNDXN12W-ASUS



材质对照表(Materials)						
型号Type	主体Main Body	旋钮Knob	销Pin		弹簧Spring	锁紧螺帽Lock Nut
复位型 Return Type	材质 Material	材质 Material	材质 Material	硬度 Hardness	材质 Material	材质 Material
ZNDXN-ASUS	SUS303	SUS303	SUS420	45~HRC	SUS304	/
ZNDXN-W-ASUS	SUS303	SUS303	SUS420	45~HRC	SUS304	SUS304
ZNDXN-A-ASUS	SUS303	SUS303	SUS303	/	SUS304	/
ZNDXN-AW-ASUS	SUS303	SUS303	SUS303	/	SUS304	SUS304

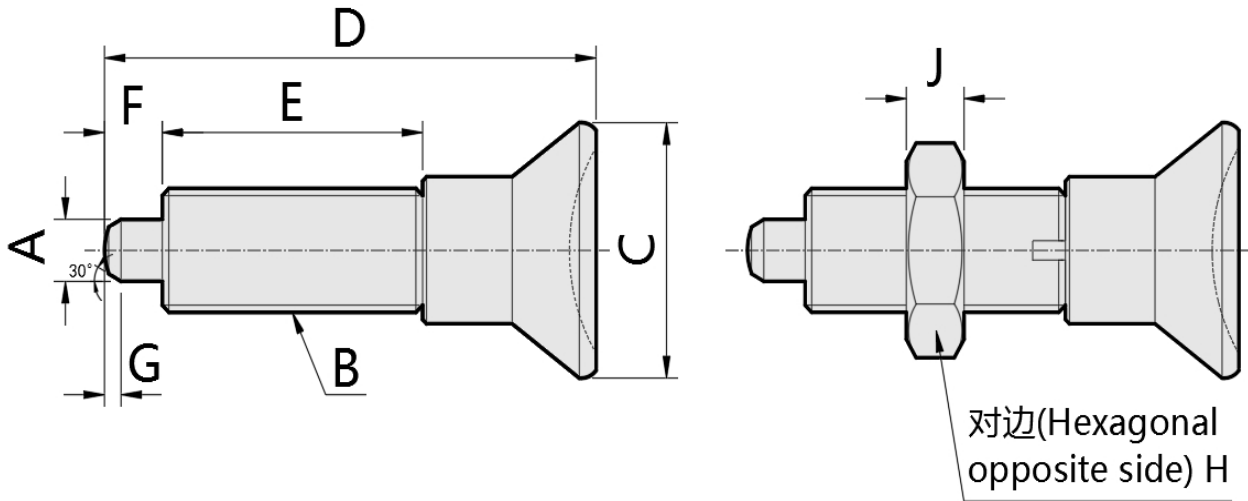
参数对照表(Specifications)															
型式 Part Number	NO.	M	d	L1	S	A	D	L	W1	T1	W	T	B	负载 (N)	
														min.	max.
ZNDXN-ASUS ZNDXN-W-ASUS ZNDXN-A-ASUS ZNDXN-AW-ASUS	6	M6x0.75	3	12	3.5	0.8	14	34.5	8	5	10	3	2	4.5	9
	8	M8x1	4	15	4	1	18	43	10	6	13	4	2	6	12
	10	M10x1	5	17	5	1.3	21	50	13	7	17	5	2	5	12
	12	M12x1.5	6	20	6	1.8	25	59	14	8	19	6	3	6	14
	16	M16x1.5	8	26	8	2.3	33	77	19	10	24	8	3	15	35
20	M20x1.5	10	28	10	2.6	33	83	22	12	30	10	3	15	34	



- 旋钮柱塞
- Indexing plungers

型号实例	型式 Type+NO.
例如	ZSDXN12W-SUS

Part Number	Type+NO.
order	ZNDXN12W-ASUS



材质对照表(Materials)									
型号Type	主体Main Body		旋钮Knob	销Pin			弹簧Spring	锁紧螺帽Lock Nut	
复位型 Return Type	材质 Material	表面处理 Surface Treatment	材质 Material	材质 Material	硬度 Hardness	表面处理 Surface Treatment	材质 Material	材质 Material	表面处理 Surface Treatment
ZSDXN	SUM22L	发黑 Black Oxide	尼龙6 Nylon 6	S45C	50~60HRC	发黑 Black Oxide	SWP-B	/	/
ZSDXN-W	SUM22L	发黑 Black Oxide	尼龙6 Nylon 6	S45C	50~60HRC	发黑 Black Oxide	SWP-B	SS400	发黑 Black Oxide
ZSDXN-SUS	SUS303	/	尼龙6 Nylon 6	SUS420	45~HRC	/	SUS304	/	/
ZSDXN-W-SUS	SUS303	/		SUS420	45~HRC	/	SUS304	SUS304	/
ZSDXN-A-SUS	SUS303	/	尼龙6 Nylon 6	SUS303	/	/	SUS304	/	/
ZSDXN-AW-SUS	SUS303	/		SUS303	/	/	SUS304	SUS304	/

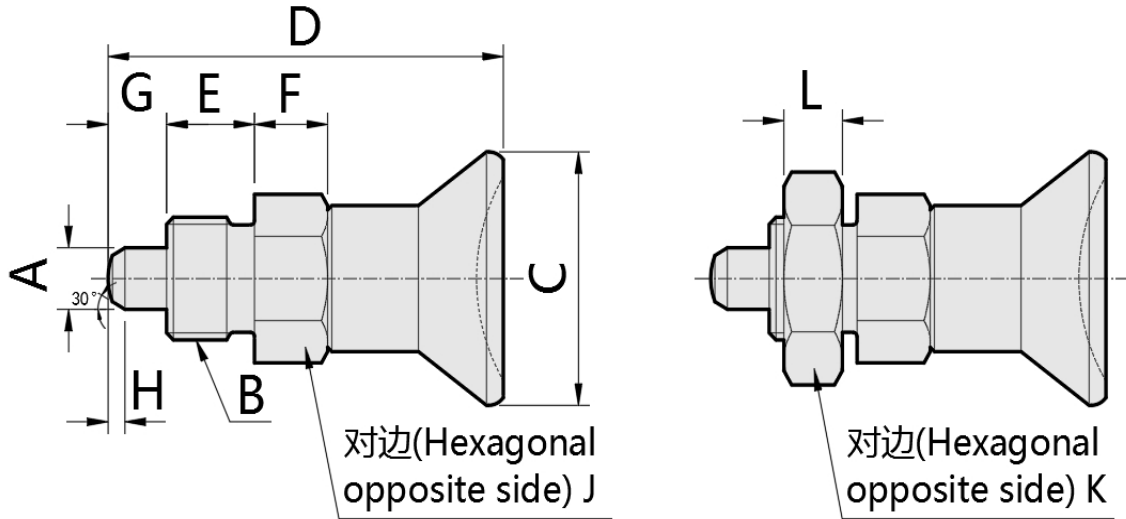
参数对照表(Specifications)												
型式 Part Number		A	B	C	D	E	F	G	H	J	负载 Load (N)	
型号Type		NO.									min.	max.
ZSDXN ZSDXN-W ZSDXN-SUS ZSDXN-W-SUS ZSDXN-A-SUS ZSDXN-AW-SUS	10	5	M10x1	21	43.5	24	5	1.3	17	5	5	12
	12	6	M12x1.5	25	51.7	28	6	1.8	19	6	6	14
	16	8	M16x1.5	33	68	36	8	2.3	24	8	15	35
	20	10	M20x1.5	33	74	40	10	2.8	30	10	15	40



- 旋钮柱塞
- Indexing plungers

型号实例	型式 Type+NO.
例如	ZNDXNS12A-SUS

Part Number	Type+NO.
order	ZNDXNS12A-SUS



材质对照表(Materials)									
型号Type	主体Main Body		旋钮Knob	销Pin			弹簧Spring	锁紧螺帽Lock Nut	
复位型 Return Type	材质 Material	表面处理 Surface Treatment	材质 Material	材质 Material	硬度 Hardness	表面处理 Surface Treatment	材质 Material	材质 Material	表面处理 Surface Treatment
ZNDXNS	SUM22L	发黑 Black Oxide	尼龙6 Nylon 6	S45C	50~60HRC	发黑 Black Oxide	SWP-B	/	/
ZNDXNS-W	SUM22L	发黑 Black Oxide	尼龙6 Nylon 6	S45C	50~60HRC	发黑 Black Oxide	SWP-B	SS400	发黑 Black Oxide
ZNDXNS-A-SUS	SUS303	/	尼龙6 Nylon 6	SUS303	/	/	SUS304	/	/
ZNDXNS-AW-SUS	SUS303	/		SUS303	/	/	SUS304	SUS304	/

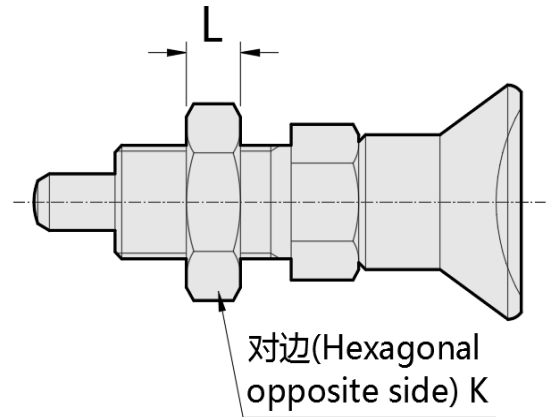
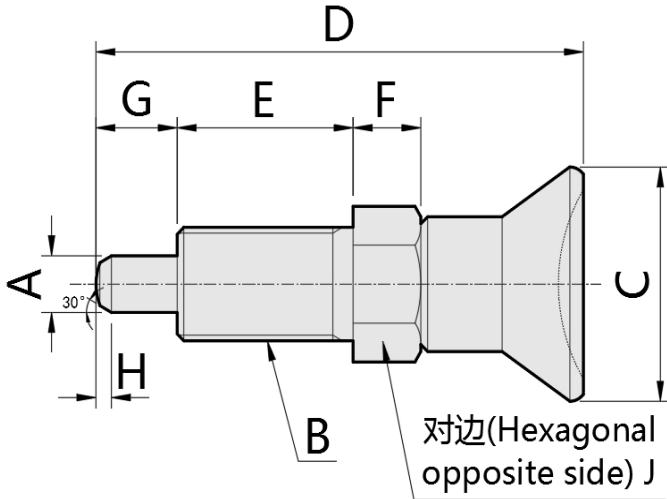
参数对照表(Specifications)														
型式 Part Number	NO.	A	M	C	D	E	F	G	H	J	K	L	负载 Load (N)	
		-0.02 -0.04											min.	max.
ZNDXNS ZNDXNS-W ZNDXNS-A-SUS ZNDXNS-AW-SUS	8	4	M8x1	18	29.5	6	6	4	1	10	13	4	6	12
	10	5	M10x1	21	34.5	8	7	5	1.3	13	17	5	5	12
	12	6	M12x1.5	25	41.7	10	8	6	1.8	14	19	6	6	14
	16	8	M16x1.5	33	54	12	10	8	2.3	19	24	8	14	28
	20	10	M20x1.5	33	61	15	12	10	2.8	22	30	10	15	32



- 旋钮柱塞
- Indexing plungers

型号实例	型式 Type+NO.
例如	ZNDXNE12A-SUS

Part Number	Type+NO.
order	ZNDXNE12A-SUS



材质对照表(Materials)									
型号Type	主体Main Body		旋钮Knob	销Pin			弹簧Spring	锁紧螺帽Lock Nut	
复位型 Return Type	材质 Material	表面处理 Surface Treatment	材质 Material	材质 Material	硬度 Hardness	表面处理 Surface Treatment	材质 Material	材质 Material	表面处理 Surface Treatment
ZNDXNE	SUM22L	发黑 Black Oxide	尼龙6 Nylon 6	S45C	50~60HRC	发黑 Black Oxide	SWP-B	/	/
ZNDXNE-W	SUM22L	发黑 Black Oxide	尼龙6 Nylon 6	S45C	50~60HRC	发黑 Black Oxide	SWP-B	SS400	发黑 Black Oxide
ZNDXNE-A-SUS	SUS303	/	尼龙6 Nylon 6	SUS303	/	/	SUS304	/	/
ZNDXNE-AW-SUS	SUS303	/	尼龙6 Nylon 6	SUS303	/	/	SUS304	SUS304	/

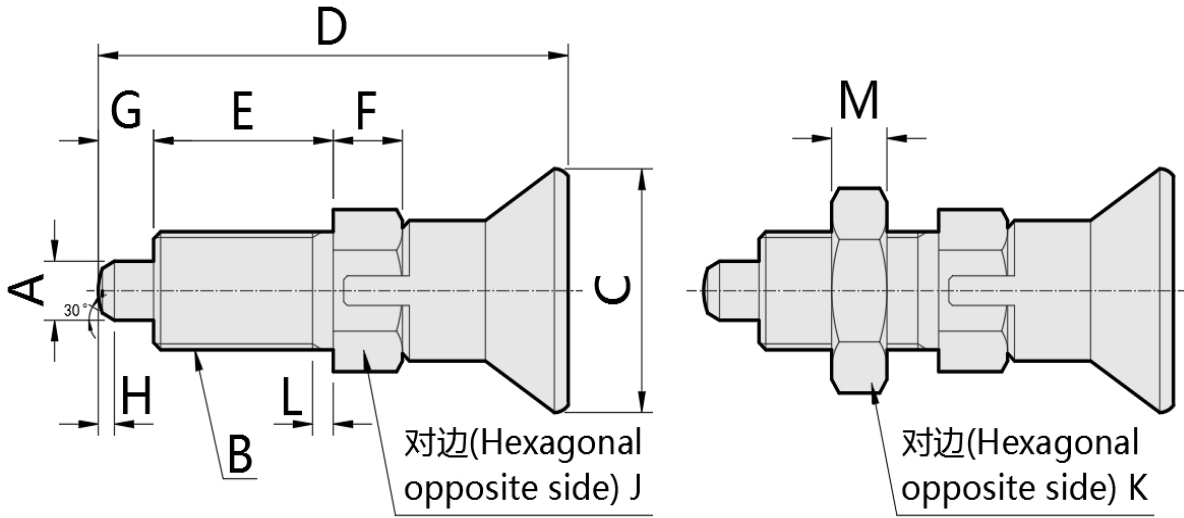
参数对照表(Specifications)															
型式 Part Number		A	B	C	D	E	F	G	H	J	K	L	M	负载 Load (N)	
型号Type	NO.	-0.02 -0.04												min.	max.
ZNDXNE ZNDXNE-W ZNDXNE-A-SUS ZNDXNE-AW-SUS	6	3	M6*0.75	14	33	12	5	5	0.8	8	10	2	3	4.5	12
	8	4	M8*1	18	40.5	15	6	6	1	10	13	2	4	6	15
	10	5	M10*1	21	46.5	17	7	8	1.3	13	17	2	5	5	16
	12	6	M12*1.5	25	54.7	20	8	9	1.8	14	19	3	6	6	18
	16	8	M16*1.5	33	72	26	10	12	2.3	19	24	3	8	15	45
	20	10	M20*1.5	33	79	28	12	15	2.8	22	30	3	10	15	43



- 旋钮柱塞
- Indexing plungers

型号实例	型式 Type+NO.
例如	ZNDXN12AL-SUS

Part Number	Type+NO.
order	ZNDXN12AL-SUS



材质对照表(Materials)									
型号Type	主体Main Body		旋钮Knob	销Pin			弹簧Spring	锁紧螺帽Lock Nut	
复位型 Return Type	材质 Material	表面处理 Surface Treatment	材质 Material	材质 Material	硬度 Hardness	表面处理 Surface Treatment	材质 Material	材质 Material	表面处理 Surface Treatment
ZNDXN-L	SUM22L	发黑 Black Oxide	尼龙6 Nylon 6	S45C	50~60HRC	发黑 Black Oxide	SWP-B	/	/
ZNDXN-LW	SUM22L	发黑 Black Oxide	尼龙6 Nylon 6	S45C	50~60HRC	发黑 Black Oxide	SWP-B	SS400	发黑 Black Oxide
ZNDXN-L-SUS	SUS303	/	尼龙6 Nylon 6	SUS420	45~HRC	/	SUS304	/	/
ZNDXN-LW-SUS	SUS303	/	尼龙6 Nylon 6	SUS420	45~HRC	/	SUS304	SUS304	/
ZNDXN-AL-SUS	SUS303	/	尼龙6 Nylon 6	SUS303	/	/	SUS304	/	/
ZNDXN-ALW-SUS	SUS303	/	尼龙6 Nylon 6	SUS303	/	/	SUS304	SUS304	/

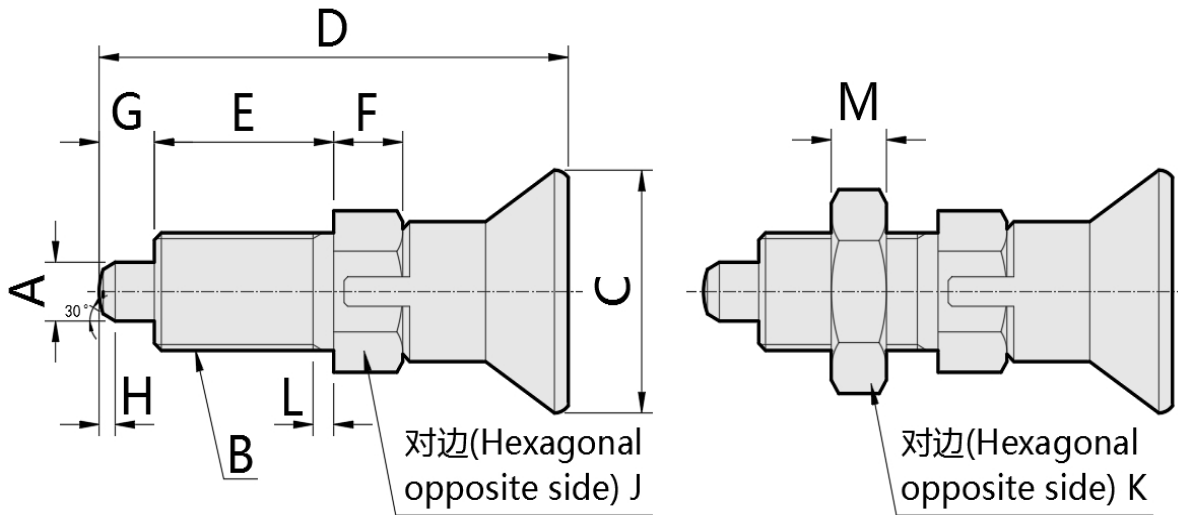
参数对照表(Specifications)															
型式 Part Number	NO.	A	B	C	D	E	F	G	H	J	K	L	M	负载 Load (N)	
		-0.02 -0.04												min.	max.
ZNDXN-L	6	3	M6x0.75	14	31.5	12	5	3.5	0.8	8	10	2	3	4.5	10
ZNDXN-LW	8	4	M8x1	18	38.5	15	6	4	1	10	13	2	4	6	12
ZNDXN-L-SUS	10	5	M10x1	21	43.5	17	7	5	1.3	13	17	2	5	5	12
ZNDXN-LW-SUS	12	6	M12x1.5	25	51.7	20	8	6	1.8	14	19	3	6	6	14
ZNDXN-AL-SUS	16	8	M16x1.5	33	68	26	10	8	2.3	19	24	3	8	15	35
ZNDXN-ALW-SUS	20	10	M20x1.5	33	74	28	12	10	2.8	22	30	3	10	15	40



- 旋钮柱塞
- Indexing plungers

型号实例	型式 Type+NO.
例如	ZNDXN12AL-ASUS

Part Number	Type+NO.
order	ZNDXN12AL-ASUS



材质对照表(Materials)						
型号Type	主体Main Body	旋钮Knob	销Pin		弹簧Spring	锁紧螺帽Lock Nut
复位型 Return Type	材质 Material	材质 Material	材质 Material	硬度 Hardness	材质 Material	材质 Material
ZNDXN-L-ASUS	SUS303	SUS303	SUS420	45~HRC	SUS304	/
ZNDXN-LW-ASUS	SUS303	SUS303	SUS420	45~HRC	SUS304	SUS304
ZNDXN-AL-ASUS	SUS303	SUS303	SUS303	/	SUS304	/
ZNDXN-ALW-ASUS	SUS303	SUS303	SUS303	/	SUS304	SUS304

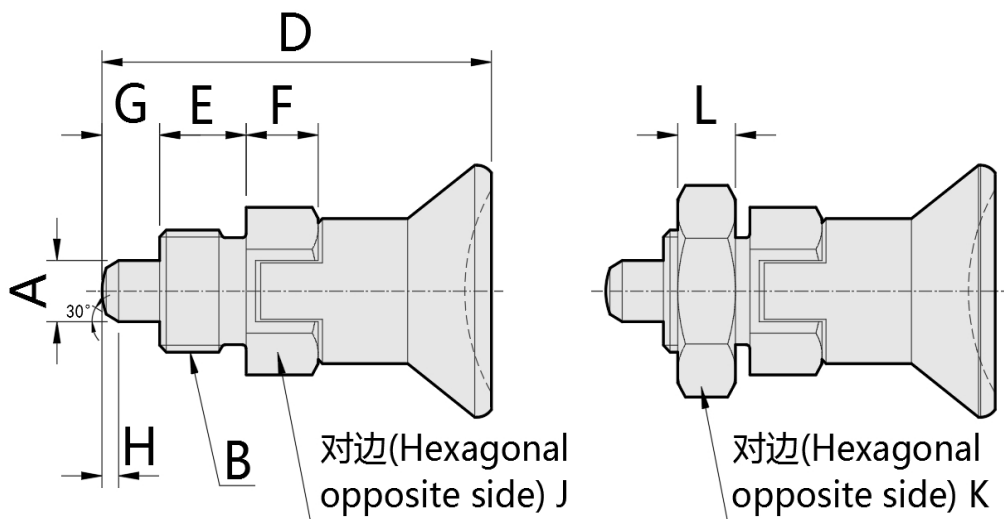
参数对照表(Specifications)															
型式 Part Number	NO.	A	B	C	D	E	F	G	H	J	K	L	M	负载 (N) Load (N)	
		-0.02 -0.04												min.	max.
ZNDXN-L-ASUS ZNDXN-LW-ASUS ZNDXN-AL-ASUS ZNDXN-ALW-ASUS	6	3	M6x0.75	14	31.5	12	5	3.5	0.8	8	10	2	3	4.5	10
	8	4	M8x1	18	38.5	15	6	4	1	10	13	2	4	6	12
	10	5	M10x1	21	43.5	17	7	5	1.3	13	17	2	5	5	12
	12	6	M12x1.5	25	51.7	20	8	6	1.8	14	19	3	6	6	14
	16	8	M16x1.5	33	68	26	10	8	2.3	19	24	3	8	15	35
	20	10	M20x1.5	33	74	28	12	10	2.8	22	30	3	10	15	34



- 旋钮柱塞
- Indexing plungers

型号实例	型式 Type+NO.
例如	ZNDXNS12AW-ASUS

Part Number	Type+NO.
order	ZNDXNS12AW-ASUS



材质对照表(Materials)									
型号Type	主体Main Body		旋钮Knob	销Pin			弹簧Spring	锁紧螺帽Lock Nut	
复位型 Return Type	材质 Material	表面处理 Surface Treatment	材质 Material	材质 Material	硬度 Hardness	表面处理 Surface Treatment	材质 Material	材质 Material	表面处理 Surface Treatment
ZNDXNS	SUM22L	发黑 Black Oxide	尼龙6 Nylon 6	S45C	50~60HRC	发黑 Black Oxide	SWP-B	/	/
ZNDXNS-W	SUM22L	发黑 Black Oxide	尼龙6 Nylon 6	S45C	50~60HRC	发黑 Black Oxide	SWP-B	SS400	发黑 Black Oxide
ZNDXNS-A-SUS	SUS303	/	尼龙6 Nylon 6	SUS303	/	/	SUS304	/	/
ZNDXNS-AW-SUS	SUS303	/		SUS303	/	/	SUS304	SUS304	/

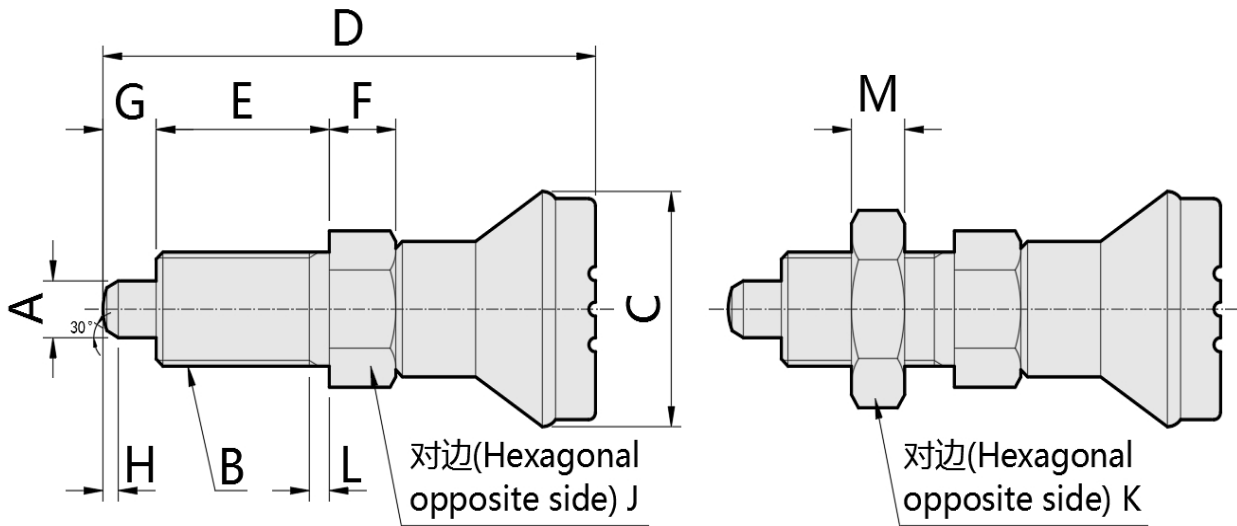
参数对照表(Specifications)														
型式 Part Number	NO.	A	M	C	D	E	F	G	H	J	K	L	负载 Load (N)	
		-0.02 -0.04											min.	max.
ZNDXNS ZNDXNS-W ZNDXNS-A-SUS ZNDXNS-AW-SUS	8	4	M8x1	18	29.5	6	6	4	1	10	13	4	6	12
	10	5	M10x1	21	34.5	8	7	5	1.3	13	17	5	5	12
	12	6	M12x1.5	25	41.7	10	8	6	1.8	14	19	6	6	14
	16	8	M16x1.5	33	54	12	10	8	2.3	19	24	8	14	28
	20	10	M20x1.5	33	61	15	12	10	2.8	22	30	10	15	32



- 旋钮柱塞
- Indexing plungers

型号实例	型式 Type+NO.
例如	ZNDX12W-SUS

Part Number	Type+NO.
order	ZNDX12W-SUS



材质对照表(Materials)									
型号Type	主体Main Body		旋钮Knob	销Pin			弹簧Spring	锁紧螺帽Lock Nut	
复位型 Return Type	材质 Material	表面处理 Surface Treatment	材质 Material	材质 Material	硬度 Hardness	表面处理 Surface Treatment	材质 Material	材质 Material	表面处理 Surface Treatment
ZNDX	SUM22L	发黑 Black Oxide	尼龙6 Nylon 6	S45C	50~60HRC	发黑 Black Oxide	SWP-B	/	/
ZNDX-W	SUM22L	发黑 Black Oxide	尼龙6 Nylon 6	S45C	50~60HRC	发黑 Black Oxide	SWP-B	SS400	发黑 Black Oxide
ZNDX-SUS	SUS303	/	尼龙6 Nylon 6	SUS420	45~HRC	/	SUS304	/	/
ZNDX-W-SUS	SUS303	/	尼龙6 Nylon 6	SUS420	45~HRC	/	SUS304	SUS304	/

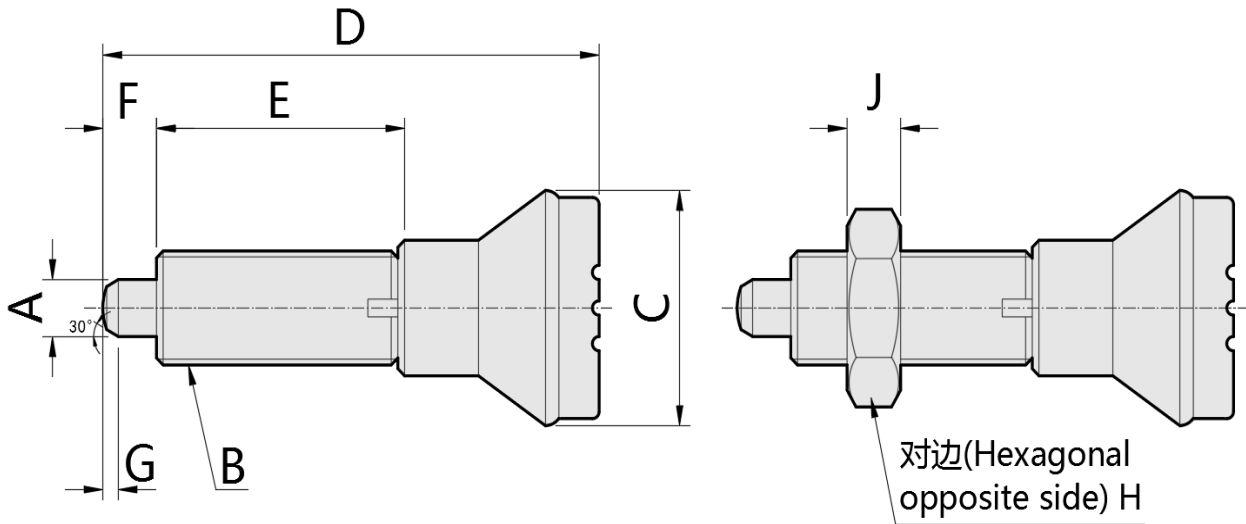
参数对照表(Specifications)															
型式 Part Number		A	B	C	D	E	F	G	H	J	K	L	M	负载 Load (N)	
型号Type	NO.	-0.02 -0.04												min.	max.
ZNDX	10	5	M10x1	21	47	17	7	5	1.3	13	17	2	5	5	12
ZNDX-W	12	6	M12x1.5	25	56	20	8	6	1.8	14	19	3	6	6	14
ZNDX-SUS	16	8	M16x1.5	33	74	26	10	8	2.3	19	24	3	8	15	35
ZNDX-W-SUS	20	10	M20x1.5	33	80	28	12	10	2.8	22	30	3	10	15	40



- 旋钮柱塞
- Indexing plungers

型号实例	型式 Type+NO.
例如	ZSDX12W-SUS

Part Number	Type+NO.
order	ZSDX12W-SUS



材质对照表(Materials)									
型号Type	主体Main Body		旋钮Knob	销Pin			弹簧Spring	锁紧螺帽Lock Nut	
复位型 Return Type	材质 Material	表面处理 Surface Treatment	材质 Material	材质 Material	硬度 Hardness	表面处理 Surface Treatment	材质 Material	材质 Material	表面处理 Surface Treatment
ZSDX	SUM22L	发黑 Black Oxide	尼龙6 Nylon 6	S45C	50~60HRC	发黑 Black Oxide	SWP-B	/	/
ZSDX-W	SUM22L	发黑 Black Oxide	尼龙6 Nylon 6	S45C	50~60HRC	发黑 Black Oxide	SWP-B	SS400	发黑 Black Oxide
ZSDX-SUS	SUS303	/	尼龙6 Nylon 6	SUS420	45~HRC	/	SUS304	/	/
ZSDX-W-SUS	SUS303	/		SUS420	45~HRC	/	SUS304	SUS304	/

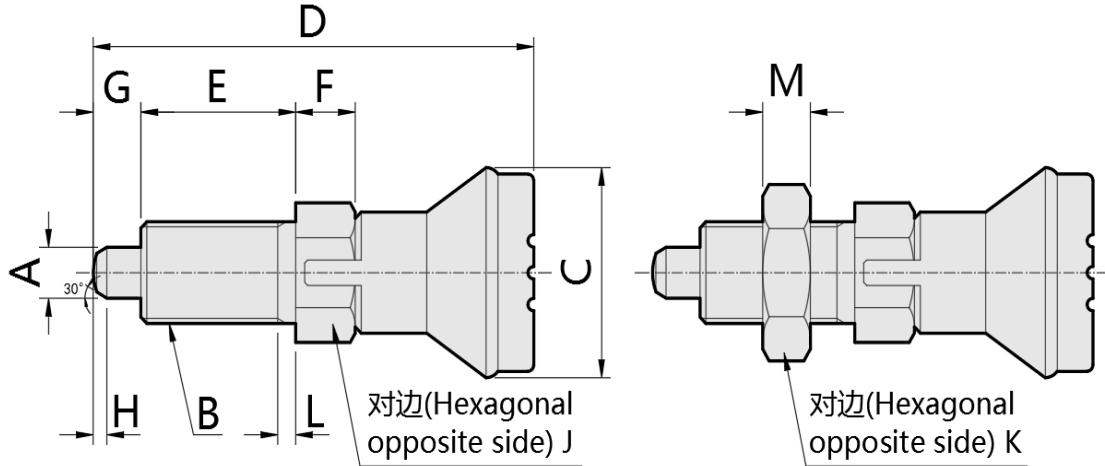
参数对照表(Specifications)												
型式 Part Number		A	B	C	D	E	F	G	H	J	负载 Load (N)	
型号Type		NO.									min.	max.
ZSDX ZSDX-W ZSDX-SUS ZSDX-W-SUS	10	5	M10x1	21	47	24	5	1.3	17	5	5	12
	12	6	M12x1.5	25	56	28	6	1.8	19	6	6	14
	16	8	M16x1.5	33	74	36	8	2.3	24	8	15	35
	20	10	M20x1.5	33	80	40	10	2.8	30	10	15	40



- 旋钮柱塞
- Indexing plungers

型号实例	型式 Type+NO.
例如	ZNDX12LW-SUS

Part Number	Type+NO.
order	ZNDX12LW-SUS



材质对照表(Materials)									
型号Type	主体Main Body		旋钮Knob	销Pin			弹簧Spring	锁紧螺帽Lock Nut	
复位型 Return Type	材质 Material	表面处理 Surface Treatment	材质 Material	材质 Material	硬度 Hardness	表面处理 Surface Treatment	材质 Material	材质 Material	表面处理 Surface Treatment
ZNDX-L	SUM22L	发黑 Black Oxide	尼龙6 Nylon 6	S45C	50~60HRC	发黑 Black Oxide	SWP-B	/	/
ZNDX-LW	SUM22L	发黑 Black Oxide	尼龙6 Nylon 6	S45C	50~60HRC	发黑 Black Oxide	SWP-B	SS400	发黑 Black Oxide
ZNDX--L-SUS	SUS303	/	尼龙6 Nylon 6	SUS420	45~HRC	/	SUS304	/	/
ZNDX-LW-SUS	SUS303	/	尼龙6 Nylon 6	SUS420	45~HRC	/	SUS304	SUS304	/

参数对照表(Specifications)															
型式 Part Number	NO.	A	B	C	D	E	F	G	H	J	K	L	M	负载 Load (N)	
		-0.02 -0.04												min.	max.
ZNDX-L ZNDX-LW ZNDX-L-SUS ZNDX-LW-SUS	10	5	M10x1	21	47	17	7	5	1.3	13	17	2	5	6	12
	12	6	M12x1.5	25	56	20	8	6	1.8	14	19	3	6	6	14
	16	8	M16x1.5	33	74	26	10	8	2.3	19	24	3	8	15	35
	20	10	M20x1.5	33	80	28	12	10	2.8	22	30	3	10	15	40



动向螺杆系列

Clamping Screws



ZHENGCHEN HARDWARE



■ 直杆型锁紧螺丝

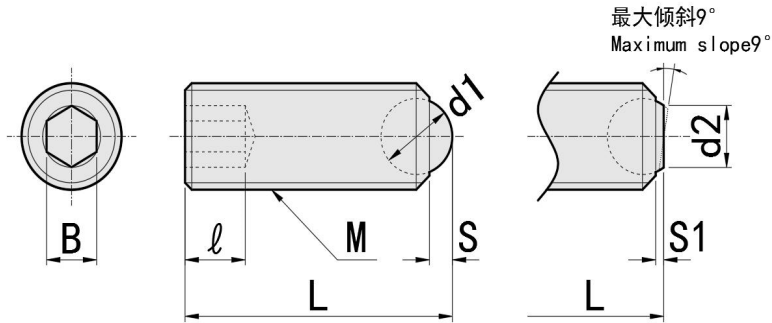
■ Clamping Set Screws - Ball Point / Clamping Set Screws - Swivel Tip

型号实例	型式 Type+M-L
例如	ZRSM5-8.6

Part Number	Type+M-L
order	ZRSM5-8.6

球头型
Ball type

角座型
Angle type



材质对照表 (Materials)						
型号Type		主体Main Body			球头Ball	
球头型 Ball Type	角座型 Angle Type	材质 Material	硬度 Hardness	表面处理 SurFace Treatment	材质 Material	硬度 Hardness
ZRSM	ZFSM	SCM435	38~43HRC	发黑 Black Oxide	SUJ2	55~60HRC
ZRSU	ZFSU	SUS304	/	/	SUS440C	55HRC~

▶ 球头型 / Ball Type

参数对照表 (Specifications)							
型式Part Number		d1	B	l	S		
Type	M L						
ZRSM ZRSU	3	5.2 10.2	1.5	1.5	1.2	0.5	
	4	6.5 10.5 16.5	2.5	2	2	0.8	
	5	8.6 12.6 20.6	3	2.5	2	1	
	6	10.8 16.8 20.8 25.8	4	3	3.5	1.3	
	8	*11.2 13.2 21.2 26.2 31.2	5.6	4	5 (2.5)	1.8	
	10	*13.7 17.7 21.7 26.7 36.7	7.1	5	6 (3.5)	2.3	
	12	*18 22 32 42	8.7	6	8 (3)	2.8	
	16	*23.3 38.3 53.3	11.9	8	10 (3)	4.3	

▶ 角座型 / Angle Type

参数对照表 (Specifications)							
型式Part Number		d2	B	l	S1		
Type	M L						
ZFSM ZFSU	4	6 10 16	2	2	2	0.3	
	5	8 12 20	2.5	2.5	2	0.4	
	6	10 16 20 25	3.2	3	3.5	0.6	
	8	*10 12 20 25 30	4.5	4	5 (2.5)	0.8	
	10	*12 16 20 25 35	6	5	6(3.5)	0.8	
	12	*16 20 30 40	7.2	6	8 (3)	1	
	ZFSM	16	*20 25 35 50	10.7	8	10 (3)	1.3

【!】带*符号L尺寸的l为 () 内的尺寸。

【!】l dimension for * marked L dimension is in ().



■ 杯头螺栓型锁紧螺丝

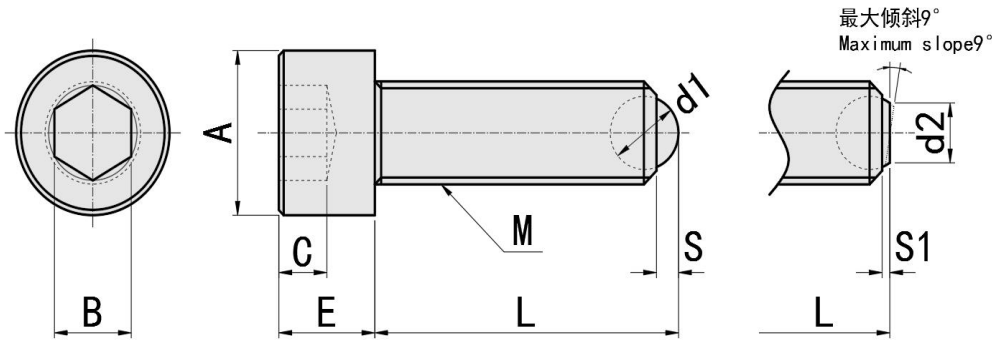
■ Clamping Bolts - Ball Point / Clamping Bolts - Swivel Tip

型号实例	型式 Type+M-L
例如	ZHRSM5-12.6

Part Number	Type+M-L
order	ZHRSM5-12.6

球头型
Ball type

角座型
Angle type



材质对照表 (Materials)					
型号Type		主体Main Body		球头Ball	
球头型 Ball Type	角座型 Angle Type	材质 Material	表面处理 SurFace Treatment	材质 Material	硬度 Hardness
ZHRSM	ZHFSM	SCM435	发黑 Black Oxide	SUJ2	55~60HRC
ZHRSU	ZHFSU	SUS304	/	SUS440C	55HRC~

► 球头型 / Ball Type

参数对照表(Specifications)																
		型式Part Number						L1	A	E	B	C	d1	d2	S	耐负载 Load(N)
Type	M	L														
ZHRSM ZHRSU	4	10.5	12.5	16.5	20.5	25.5	2.1	7	4	3	2	2.5	2	0.8	1.3	
	5	12.6	16.6	20.6	25.6	30.6	2.4	8.5	5	4	2.5	3	2.5	1	1.4	
	6	16.8	20.8	25.8	30.8	40.8	3	10	6	5	3	4	3.2	1.3	3.3	
	8	21.2	31.2	36.2	41.2	51.2	3.5	13	8	6	4	5.5	4.5	1.8	3.9	
	10	26.7	31.7	41.7	51.7	61.7	4.5	16	10	8	5	7	6	2.3	3.4	
	12	32	52	82			5	18	12	10	6	8.5	7.2	2.8	4.8	
	16	43.3	63.3	83.3			6	24	16	14	8	12	10.7	4.3	9.6	

► 角座型/Angle Type

参数对照表(Specifications)																
		型式Part Number						L1	A	E	B	C	d1	d2	S1	耐负载 Load(N)
Type	M	L														
ZHFSM ZHFSU	4	10	12	16	20	25	2.1	7	4	3	2	2.5	2	0.3	1.3	
	5	12	16	20	25	30	2.4	8.5	5	4	2.5	3	2.5	0.4	1.4	
	6	16	20	25	30	40	3	10	6	5	3	4	3.2	0.6	3.3	
	8	20	30	35	40	50	3.5	13	8	6	4	5.5	4.5	0.8	3.9	
	10	25	30	40	50	60	4.5	16	10	8	5	7	6	0.8	3.4	
	12	30	50	80			5	18	12	10	6	8.5	7.2	1	4.8	
	16	40	60	80			6	24	16	14	8	12	10.7	1.3	9.6	



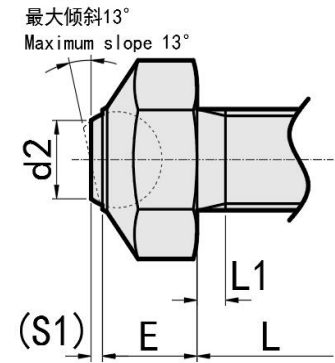
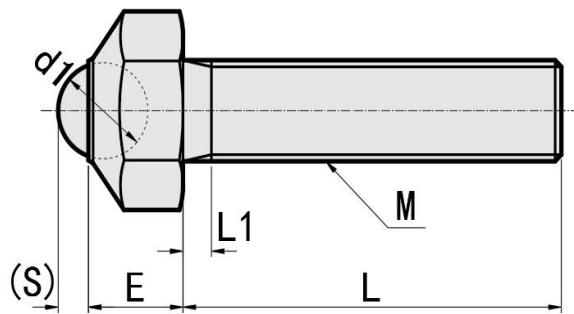
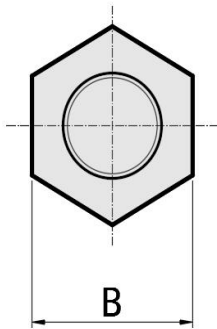
- 六角头锁紧螺栓头部锁紧型 球头型
- Clamping Hex Bolts - Ball Point on Hex

型号实例	型式 Type+M-L
例如	ZBRSM6-30

Part Number	Type+M-L
order	ZBRSM6-30

球头型
Ball type

角座型
Angle type



材质对照表 (Materials)						
型号Type		主体Main Body			球头Ball	
球头型 Ball Type	角座型 Angle Type	材质 Material	硬度 Hardness	表面处理 SurFace Treatment	材质 Material	硬度 Hardness
ZBRSM	ZBFSM	SCM435	32~40HRC	发黑 Black Oxide	SUJ2	62HRC~
ZBRSMS	/	SUS304	/	/	SUS440C	55HRC~

参数对照表(Specifications)										
型式Part Number			L1	B	E	d1	(S)	d2	(S1)	
Type	M	L								
ZBRSM ZBRSMS ZBFSM	6	30	40	2	10	6	5.6	2	4.5	0.8
	8	30	40	2.5	13	8	8	2.8	6.7	1
	10	40	50	3	17	10	9.5	3.2	7.9	1.2
	12	50	60	3.5	19	12	12.7	4.7	10.8	1.8
	16	50	60	4	24	16	15.9	5.7	13.3	2.1

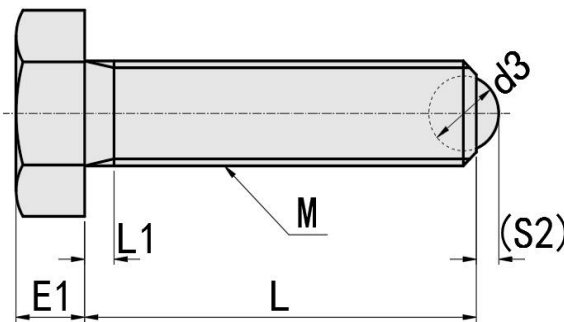
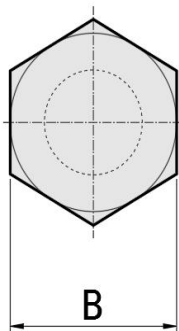


- 外六角前端球头型锁紧螺栓
- Clamping Hex Bolts - Ball Point

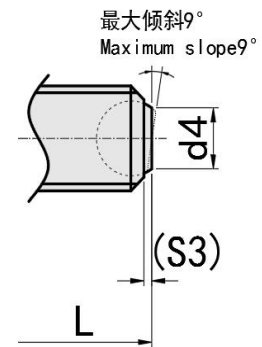
型号实例	型式 Type+M-L
例如	ZBRASM6-20

Part Number	Type+M-L
order	ZBRASM6-20

球头型 Ball type



角座型 Angle type



材质对照表 (Materials)						
型号Type		主体Main Body			球头Ball	
球头型 Ball Type	角座型 Angle Type	材质 Material	硬度 Hardness	表面处理 SurFace Treatment	材质 Material	硬度 Hardness
ZBRASM	ZBFASM	SCM435	32~40HRC	发黑 Black Oxide	SUJ2	62HRC~
ZBRASS	ZBFASS	SUS304	/	/	SUS440C	55HRC~

参数对照表(Specifications)											
型式Part Number			L1	A	B	E1	d3	(S2)	d4	(S3)	
Type	M	L									
ZBRASM ZBFASM ZBRASS ZBFASS	6	20 30 40	2	11.5	10	4	4	1.3	3.2	0.6	
	8	20 30 40	2.5	15	13	5.5	5.5	1.8	4.5	0.8	
	10	40 50	3	19.6	17	7	7.1	2.3	6	0.9	
	12	50 60	3.5	21.9	19	8	8.7	2.8	7.2	1	
	16	50 60	4	27.7	24	10	11.9	4.3	10.7	1.3	



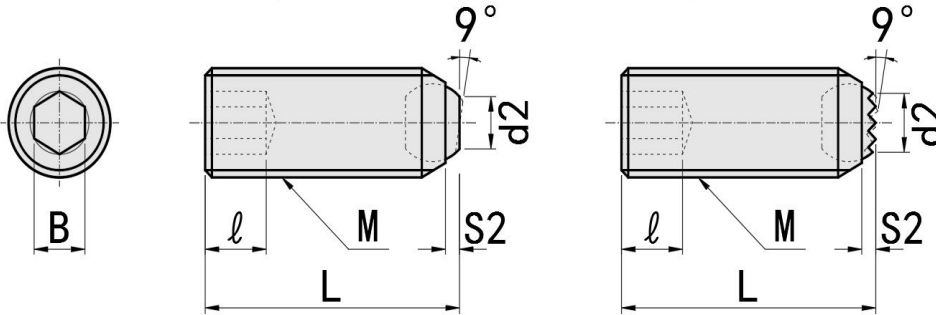
- 防反转锁紧螺丝
- Clamping Set Screws - Swivel Tip, Non-Reversible

型号实例	型式 Type+M-L
例如	ZFSMB6-10

Part Number	Type+M-L
order	ZFSMB6-10

止转型
Non-Reversible
FSMB/FSUB

锯齿型
Serrated Clamping
FSMG/FSUG



材质对照表 (Materials)					
型号Type		主体Main Body		球头Ball	
止转型 Non-Reversible	锯齿型 Serrated Clamping	材质 Material	表面处理 SurFace Treatment	材质 Material	硬度 Hardness
ZFSMB	ZFSMG	SCM435	发黑 Black Oxide	SUJ2	55~60HRC
ZFSUB	ZFSUG	SUS304	/	SUS440C	55~60HRC

参数对照表(Specifications)											
型式Part Number											
Type	M	L				d2	B	ℓ	S2	耐负载 (KN) Withstand Load	
ZFSMB ZFSUB	6	10	16	20	25	3.2	3	3.5	0.45	3.3	
	8	*10	12	20	25	30	4.5	4	5 (2.5)	0.5	3.9
ZFSMG ZFSUG	10	*12	16	20	25	35	6	5	6 (3.5)	0.6	3.4
	12	*16	20	30	40		7.2	6	8 (3)	0.75	4.8
	16	*20	25	35	50		10.7	8	10 (3)	1	8.9

【!】带*符号L尺寸的ℓ为 () 内的尺寸。

【!】ℓ dimension for * marked L dimension is in ()



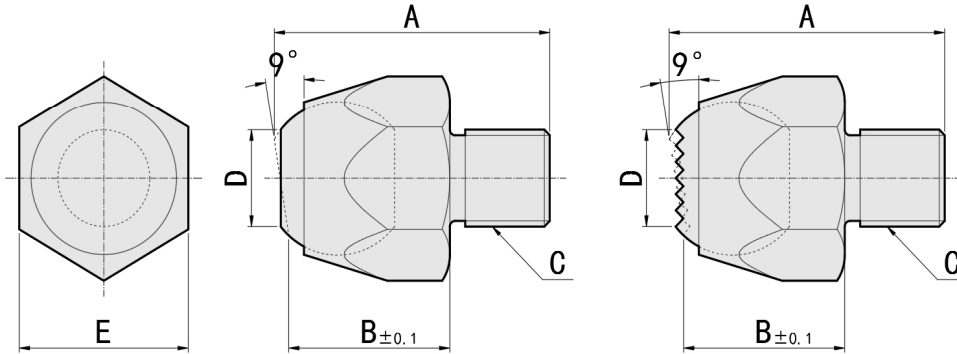
- 外六角型动向螺杆
- Smooth ball End bolt / Serrated ball End

型号实例	型式 NO.
例如	ZPT01-0610

Part Number	NO.
order	ZPT01-0610

平面球头螺栓
Smooth ball end bolt
ZPT01

齿面球头螺栓
Serrated ball end bolt
ZPT02



材质对照表 (Materials)						
型号Type		主体Main Body			球头Ball	
平面珠 Flat End	齿面珠 Serrated End	材质 Material	硬度 Hardness	表面处理 SurFace Treatment	材质 Material	硬度 Hardness
ZPT01	ZPT02	S45C	28~32HRC	发黑 Black Oxide	SUJ2	62HRC~

参数对照表(Specifications)					
型式Part Number	A	B	C	D	E
平面珠 Flat End					
NO.					
ZPT01-0610	21	10	M6*1.0	6	10
ZPT01-0814	25	12	M8*1.25	8	14
ZPT01-1017	30	16	M10*1.5	10	17
ZPT01-1222	35	22	M12*1.75	12	22
ZPT01-1627	42	26	M16*2.0	14	27
ZPT01-2036	55	27	M20*2.5	14	36
ZPT01-2436	65	32	M24*2.0	18	36
ZPT01-3046	80	35	M30*2.0	21	46

参数对照表(Specifications)					
型式Part Number	A	B	C	D	E
齿面珠 Serrated End					
NO.					
ZPT02-0610	21	10	M6*1.0	6	10
ZPT02-0814	25	12	M8*1.25	8	14
ZPT02-1017	30	16	M10*1.5	10	17
ZPT02-1222	35	22	M12*1.75	12	22
ZPT02-1627	42	26	M16*2.0	14	27
ZPT02-2036	55	27	M20*2.5	14	36
ZPT02-2436	65	32	M24*2.0	18	36
ZPT02-3046	80	35	M30*2.0	21	46

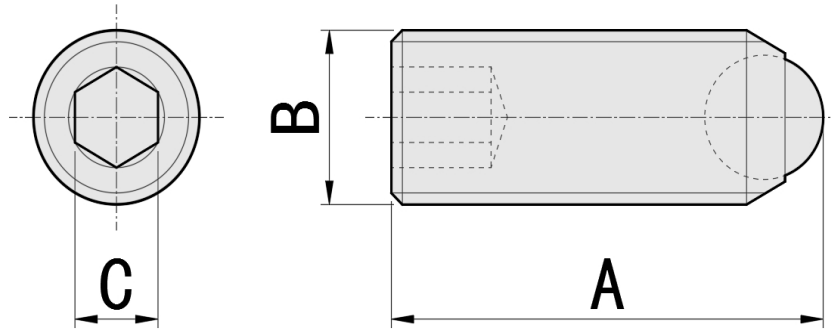


- 直杆型动向螺杆
- SWIVEL CLAMPING SCREW

型号实例	型式 NO.
例如	ZPT16A-0408

Part Number	NO.
order	ZPT16A-0408

球头型/Round End ZPT16A



材质对照表 (Materials)					
型号Type	主体Main Body			球头Ball	
圆珠 Round End	材质 Material	硬度 Hardness	表面处理 SurFace Treatment	材质 Material	硬度 Hardness
ZPT16A	SCM435	28~32HRC	发黑 Black Oxide	SUJ2	62HRC~

参数对照表(Specifications)				
型式Part Number NO.	A	B	C	max (KN)
	ZPT16A-0408	8	M4	2
ZPT16A-0410	10	M4	2	4
ZPT16A-0412	12	M4	2	4
ZPT16A-0416	16	M4	2	4
ZPT16A-0510	10	M5	2.5	5
ZPT16A-0512	12	M5	2.5	5
ZPT16A-0516	16	M5	2.5	5
ZPT16A-0520	20	M5	2.5	5
ZPT16A-0525	25	M5	2.5	5
ZPT16A-0610	10.8	M6	3	9
ZPT16A-0615	13.5	M6	3	9
ZPT16A-0616	16.8	M6	3	9
ZPT16A-0620	20.8	M6	3	9
ZPT16A-0625	23.5	M6	3	9
ZPT16A-0812	12	M8	4	15
ZPT16A-0816	17.2	M8	4	15
ZPT16A-0820	20	M8	4	15
ZPT16A-0825	26.2	M8	4	15
ZPT16A-0830	30	M8	4	15
ZPT16A-1014	15	M10	5	20
ZPT16A-1015	16	M10	5	20
ZPT16A-1020	21	M10	5	20

参数对照表(Specifications)				
型式Part Number NO.	A	B	C	max (KN)
	ZPT16A-1025	26	M10	5
ZPT16A-1030	31	M10	5	20
ZPT16A-1035	36	M10	5	20
ZPT16A-1040	41	M10	5	20
ZPT16A-1218	18.2	M12	6	30
ZPT16A-1220	23.2	M12	6	30
ZPT16A-1230	31.2	M12	6	30
ZPT16A-1240	41.2	M12	6	30
ZPT16A-1250	51.2	M12	6	30
ZPT16A-1625	25.6	M16	8	60
ZPT16A-1635	35.6	M16	8	60
ZPT16A-1645	45.6	M16	8	60
ZPT16A-1655	55.6	M16	8	60
ZPT16A-1665	65.6	M16	8	60
ZPT16A-2030	32	M20	10	90
ZPT16A-2040	42	M20	10	90
ZPT16A-2050	52	M20	10	90
ZPT16A-2060	62	M20	10	90
ZPT16A-2090	92	M20	10	90
ZPT16A-2435	37	M24	12	120
ZPT16A-2450	52	M24	12	120
ZPT16A-2480	82	M24	12	120

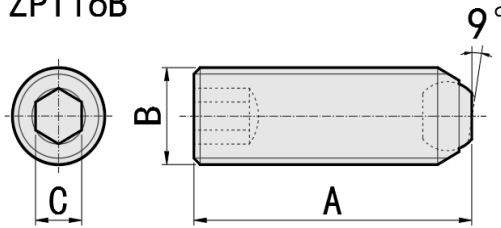


- 直杆型动向螺杆
- SWIVEL CLAMPING SCREW

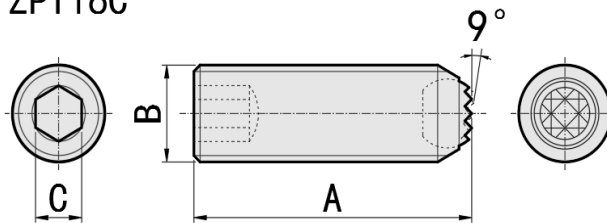
型号实例	型式 NO.
例如	ZPT16B-0610

Part Number	NO.
order	ZPT16B-0610

平面型/Flat End ZPT16B



齿面型/Serrated End ZPT16C



材质对照表 (Materials)						
型号Type		主体Main Body			球头Ball	
平面珠 Flat End	齿面珠 Serrated End	材质 Material	硬度 Hardness	表面处理 SurFace Treatment	材质 Material	硬度 Hardness
ZPT16B	ZPT16C	SCM435	28~32HRC	发黑 Black Oxide	SUJ2	62HRC~

参数对照表(Specifications)					
型式Part Number		A	B	C	max(KN)
NO.	NO.				
ZPT16B-0610	ZPT16C-0610	10.3	M6	3	9
ZPT16B-0615	ZPT16C-0615	13	M6	3	9
ZPT16B-0616	ZPT16C-0616	16.3	M6	3	9
ZPT16B-0620	ZPT16C-0620	20.3	M6	3	9
ZPT16B-0625	ZPT16C-0625	23	M6	3	9
ZPT16B-0812	ZPT16C-0812	11.2	M8	4	15
ZPT16B-0816	ZPT16C-0816	16.4	M8	4	15
ZPT16B-0820	ZPT16C-0820	19.2	M8	4	15
ZPT16B-0825	ZPT16C-0825	25.4	M8	4	15
ZPT16B-0830	ZPT16C-0830	29.2	M8	4	15
ZPT16B-1014	ZPT16C-1014	14	M10	5	20
ZPT16B-1015	ZPT16C-1015	15	M10	5	20
ZPT16B-1020	ZPT16C-1020	20	M10	5	20
ZPT16B-1025	ZPT16C-1025	25	M10	5	20
ZPT16B-1030	ZPT16C-1030	30	M10	5	20
ZPT16B-1035	ZPT16C-1035	35	M10	5	20
ZPT16B-1040	ZPT16C-1040	40	M10	5	20

参数对照表(Specifications)					
型式Part Number		A	B	C	max(KN)
NO.	NO.				
ZPT16B-1218	ZPT16C-1218	17	M12	6	30
ZPT16B-1220	ZPT16C-1220	22	M12	6	30
ZPT16B-1230	ZPT16C-1230	30	M12	6	30
ZPT16B-1240	ZPT16C-1240	40	M12	6	30
ZPT16B-1250	ZPT16C-1250	50	M12	6	30
ZPT16B-1625	ZPT16C-1625	24	M16	8	60
ZPT16B-1635	ZPT16C-1635	34	M16	8	60
ZPT16B-1645	ZPT16C-1645	44	M16	8	60
ZPT16B-1655	ZPT16C-1655	54	M16	8	60
ZPT16B-1665	ZPT16C-1665	64	M16	8	60
ZPT16B-2030	ZPT16C-2030	30	M20	10	90
ZPT16B-2040	ZPT16C-2040	40	M20	10	90
ZPT16B-2050	ZPT16C-2050	50	M20	10	90
ZPT16B-2060	ZPT16C-2060	60	M20	10	90
ZPT16B-2090	ZPT16C-2090	90	M20	10	90
ZPT16B-2435	ZPT16C-2435	35	M24	12	120
ZPT16B-2450	ZPT16C-2450	50	M24	12	120
ZPT16B-2480	ZPT16C-2480	80	M24	12	120

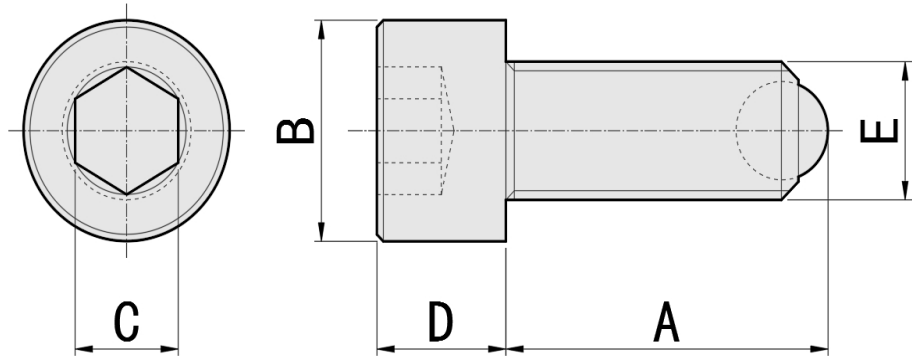


- 杯头型锁紧螺栓
- SWIVEL SHOULDER CLAMPING SCREW

型号实例	型式 NO.
例如	ZPT17A-0615

Part Number	NO.
order	ZPT17A-0615

球头型/Round End ZPT17A



材质对照表 (Materials)					
型号Type	主体Main Body			球头Ball	
圆珠 Round End	材质 Material	硬度 Hardness	表面处理 SurFace Treatment	材质 Material	硬度 Hardness
ZPT17A	SCM435	28~32HRC	发黑 Black Oxide	SUJ2	62HRC~

参数对照表(Specifications)						
型式Part Number NO.	A	B	C	D	E	max (KN)
	ZPT17A-0615	14.5	10	5	6	M6
ZPT17A-0625	23.5	10	5	6	M6	9
ZPT17A-0635	33.5	10	5	6	M6	9
ZPT17A-0820	18.7	13	6	8	M8	15
ZPT17A-0830	28.7	13	6	8	M8	15
ZPT17A-0840	38.7	13	6	8	M8	15
ZPT17A-0850	50.7	13	6	8	M8	15
ZPT17A-1025	25	16	8	10	M10	20
ZPT17A-1040	40	16	8	10	M10	20
ZPT17A-1060	60	16	8	10	M10	20
ZPT17A-1230	31.2	18	10	12	M12	30
ZPT17A-1245	46.2	18	10	12	M12	30
ZPT17A-1265	66.2	18	10	12	M12	30
ZPT17A-1280	81.2	18	10	12	M12	30

参数对照表(Specifications)						
型式Part Number NO.	A	B	C	D	E	max (KN)
	ZPT17A-1640	40.6	24	14	16	M16
ZPT17A-1650	50.6	24	14	16	M16	60
ZPT17A-1665	65.6	24	14	16	M16	60
ZPT17A-1690	90.6	24	14	16	M16	60
ZPT17A-20050	52	30	17	20	M20	90
ZPT17A-20080	82	30	17	20	M20	90
ZPT17A-20100	102	30	17	20	M20	90
ZPT17A-24060	62	36	19	24	M24	120
ZPT17A-24090	92	36	19	24	M24	120
ZPT17A-24120	122	36	19	24	M24	120

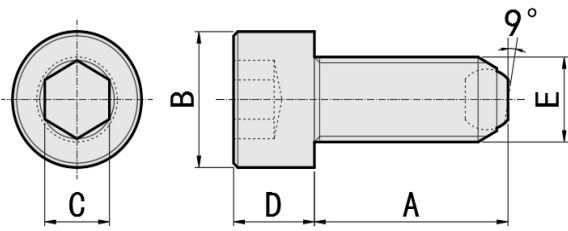


- 杯头型锁紧螺栓
- SWIVEL SHOULDER CLAMPING SCREW

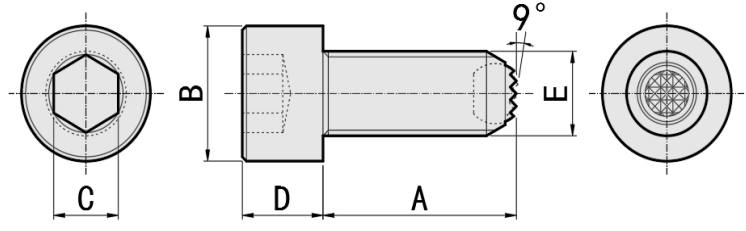
型号实例	型式 NO.
例如	ZPT17B-0615

Part Number	NO.
order	ZPT17B-0615

平面型/Flat End
ZPT17B



齿面型/Serrated End
ZPT17C



材质对照表 (Materials)						
型号Type		主体Main Body			球头Ball	
平面珠 Flat End	齿面珠 Serrated End	材质 Material	硬度 Hardness	表面处理 SurFace Treatment	材质 Material	硬度 Hardness
ZPT17B	ZPT17C	SCM435	28~32HRC	发黑Black Oxide	SUJ2	62HRC~

参数对照表(Specifications)						
型式Part Number NO.	A	B	C	D	E	max (KN)
	ZPT17B-0615	14	10	5	6	M6
ZPT17B-0625	23	10	5	6	M6	9
ZPT17B-0635	33	10	5	6	M6	9
ZPT17B-0820	18	13	6	8	M8	15
ZPT17B-0830	28	13	6	8	M8	15
ZPT17B-0840	38	13	6	8	M8	15
ZPT17B-0850	50	13	6	8	M8	15
ZPT17B-1025	24	16	8	10	M10	20
ZPT17B-1040	39	16	8	10	M10	20
ZPT17B-1060	59	16	8	10	M10	20
ZPT17B-1230	30	18	10	12	M12	30
ZPT17B-1245	45	18	10	12	M12	30
ZPT17B-1265	65	18	10	12	M12	30
ZPT17B-1280	80	18	10	12	M12	30
ZPT17B-1640	39	24	14	16	M16	60
ZPT17B-1650	49	24	14	16	M16	60
ZPT17B-1665	64	24	14	16	M16	60
ZPT17B-1690	89	24	14	16	M16	60
ZPT17B-20050	50	30	17	20	M20	90
ZPT17B-20080	80	30	17	20	M20	90
ZPT17B-20100	100	30	17	20	M20	90
ZPT17B-24060	60	36	19	24	M24	120
ZPT17B-24090	90	36	19	24	M24	120
ZPT17B-24120	120	36	19	24	M24	120

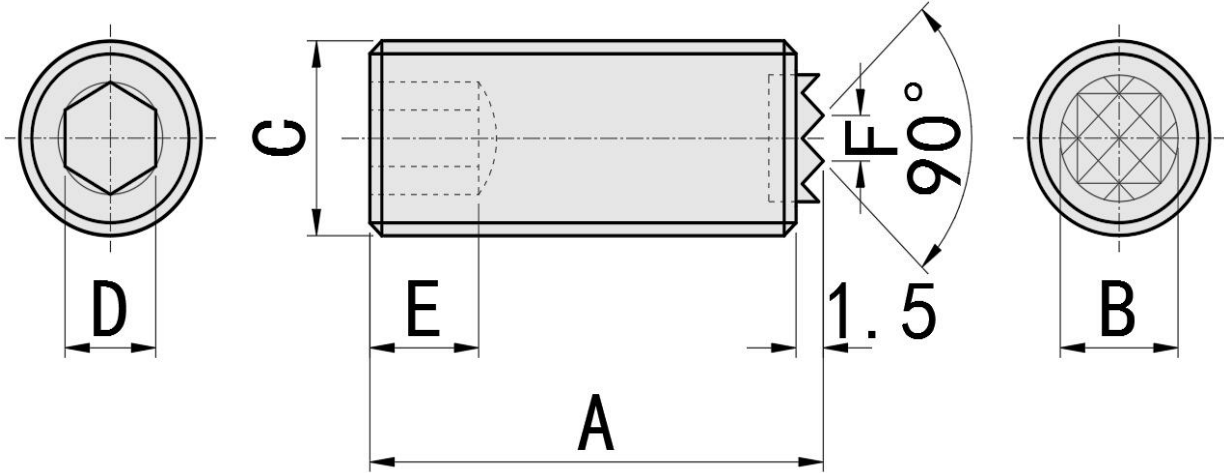
参数对照表(Specifications)						
型式Part Number NO.	A	B	C	D	E	max (KN)
	ZPT17C-0615	14	10	5	6	M6
ZPT17C-0625	23	10	5	6	M6	9
ZPT17C-0635	33	10	5	6	M6	9
ZPT17C-0820	18	13	6	8	M8	15
ZPT17C-0830	28	13	6	8	M8	15
ZPT17C-0840	38	13	6	8	M8	15
ZPT17C-0850	50	13	6	8	M8	15
ZPT17C-1025	24	16	8	10	M10	20
ZPT17C-1040	39	16	8	10	M10	20
ZPT17C-1060	59	16	8	10	M10	20
ZPT17C-1230	30	18	10	12	M12	30
ZPT17C-1245	45	18	10	12	M12	30
ZPT17C-1265	65	18	10	12	M12	30
ZPT17C-1280	80	18	10	12	M12	30
ZPT17C-1640	39	24	14	16	M16	60
ZPT17C-1650	49	24	14	16	M16	60
ZPT17C-1665	64	24	14	16	M16	60
ZPT17C-1690	89	24	14	16	M16	60
ZPT17C-20050	50	30	17	20	M20	90
ZPT17C-20080	80	30	17	20	M20	90
ZPT17C-20100	100	30	17	20	M20	90
ZPT17C-24060	60	36	19	24	M24	120
ZPT17C-24090	90	36	19	24	M24	120
ZPT17C-24120	120	36	19	24	M24	120



- 直杆型齿面螺杆
- gripper Screw

型号实例	型式 NO.
例如	ZPT18-1025

Part Number	NO.
order	ZPT18-1025



材质对照表 (Materials)					
型号 Type	螺栓Screw			垫块Stopper	
	材质 Material	硬度 Hardness	表面处理 SurFace Treatment	材质 Material	硬度 Hardness
ZPT18	SCM435	32~38HRC	发黑 Black Oxide	SKH9	60HRC~

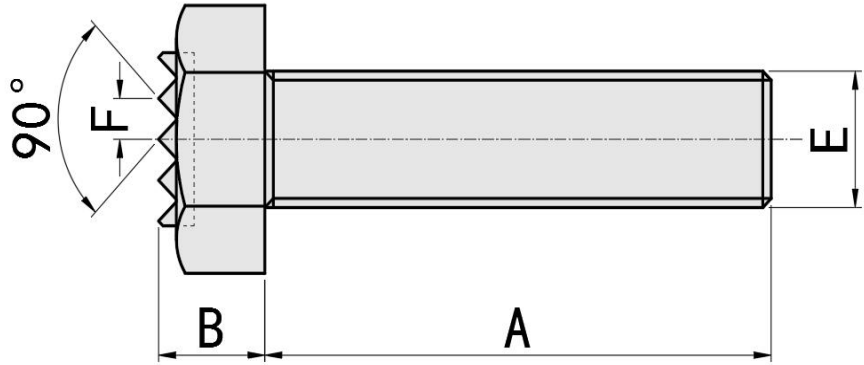
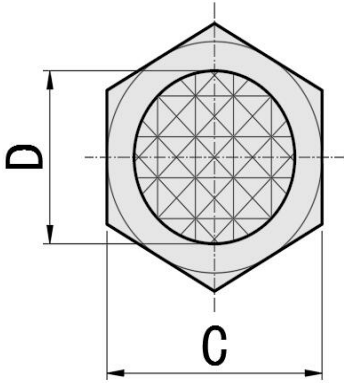
参数对照表(Specifications)						
型式Part Number NO.	A	B	C	D	E	F
ZPT18-1025	25	6.5	M10	5	4	2.3
ZPT18-1050	50	6.5	M10	5	4	2.3
ZPT18-1225	25	8	M12	6	5	2.3
ZPT18-1250	50	8	M12	6	5	2.3
ZPT18-1625	25	11.5	M16	8	6	3
ZPT18-1650	50	11.5	M16	8	6	3
ZPT18-2025	25	13	M20	10	8	3
ZPT18-2050	50	13	M20	10	8	3



- 外六角型齿面螺杆
- Compacted Indexing Plungers-Return Type

型号实例	型式 NO.
例如	ZPT19-061025

Part Number	NO.
order	ZPT19-061025



材质对照表 (Materials)						
型号Type	螺栓Screw			垫块Stopper		
	材质Material	硬度Hardness	表面处理SurFace Treatment	材质Material	硬度Hardness	表面处理SurFace Treatment
ZPT19	SCM435	32~38HRC	发黑 Black Oxide	SKH9	60HRC~	发黑 Black Oxide

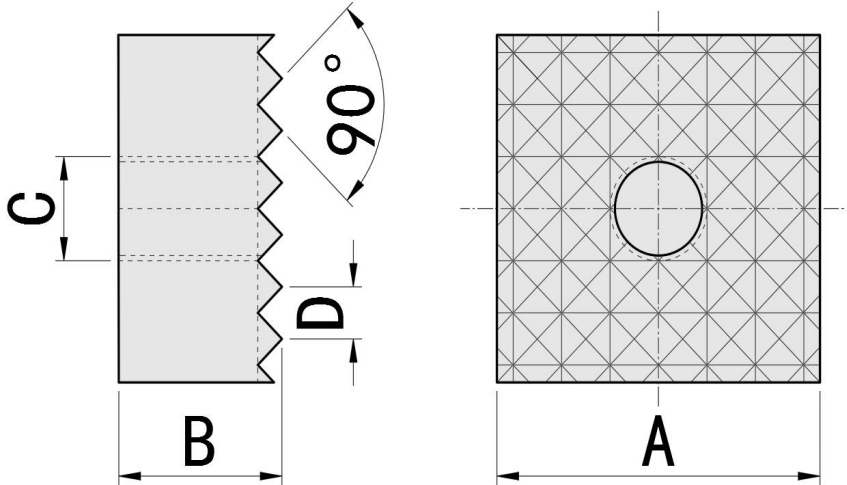
参数对照表(Specifications)						
型式Part Number NO.	A	B	C	D	E	F
ZPT19-061025	25	6	10	7.9	M6	2.3
ZPT19-081325	25	7.3	13	9.5	M8	3
ZPT19-101725	25	8.4	17	12.7	M10	3
ZPT19-101740	40	8.4	17	12.7	M10	3
ZPT19-121925	25	9.5	19	15.9	M12	3
ZPT19-121940	40	9.5	19	15.9	M12	3
ZPT19-162435	35	12	24	19.1	M16	3
ZPT19-162450	50	12	24	19.1	M16	3
ZPT19-203040	40	14.5	30	25.4	M20	3
ZPT19-203060	60	14.5	30	25.4	M20	3



- 方形齿面垫块
- square gripper pad


型号实例	型式 NO.
例如	ZPT20-1010

Part Number	NO.
order	ZPT20-1010



材质对照表 (Materials)				
型号 Type	形状 Shape	垫块Stopper		
		材质 Material	硬度 Hardness	表面处理 SurFace Treatment
ZPT20	齿面方形 Square Gripper Pad	SKH9	HRC60~	发黑 Black Oxide

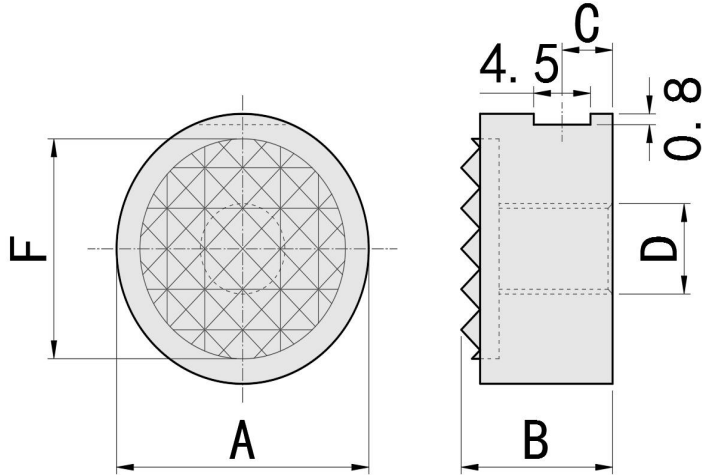
参数对照表(Specifications)				
型式Part Number NO.	A	B	C	D
ZPT20-1010	10	10	M5	2.3
ZPT20-1210	12	10	M6	3
ZPT20-2010	20	10	M6	3
ZPT20-2510	25	10	M6	3



- 圆形齿面撑脚座
- Round gripper pad

型号实例	型式 NO.
例如	ZPT21-1010

Part Number	NO.
order	ZPT21-1010



材质对照表 (Materials)							
型号 Type	形状 Shape	主体Main Body			垫块Stopper		
		材质 Material	硬度 Hardness	表面处理 SurFace Treatment	材质 Material	硬度 Hardness	表面处理 SurFace Treatment
ZPT21	圆形 Round	S45C	HRC33~	发黑 Black Oxide	SKH9	HRC60~	发黑 Black Oxide

参数对照表(Specifications)						
型式Part Number NO.	A	B	C	D	E	F
ZPT21-1010	10	10	3.4	M5	2.3	8.1
ZPT21-1212	12	12	4	M6	3	9.6
ZPT21-1612	16	12	4	M6	3	13
ZPT21-2012	20	12	4	M6	3	16.3
ZPT21-2512	25	12	4	M6	3	19.5

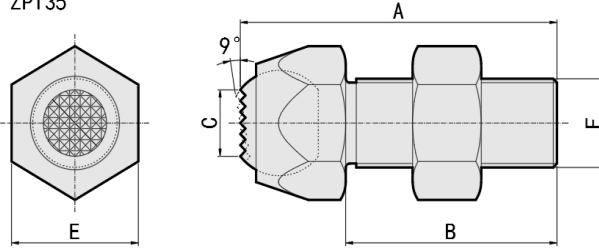


- 外六角型动向螺杆
- SWIVELING JACK SCREW

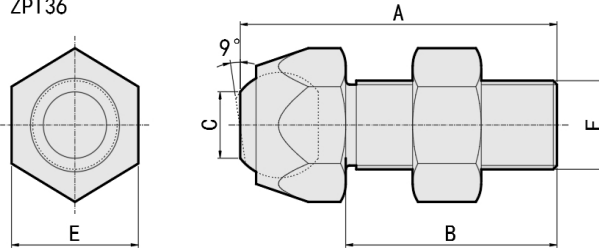
型号实例	型式 NO.
例如	ZPT35-0814

Part Number	NO.
order	ZPT35-0814

齿面球头螺栓
Serrated ball end bolt
ZPT35



平面球头螺栓
Smooth ball end bolt
ZPT36



材质对照表 (Materials)								
型号Type		主体Main Body			球头Ball		螺母nut	
齿面珠 Serrated End	平面珠 Flat End	材质 Material	硬度 Hardness	表面处理 SurFace Treatment	材质 Material	硬度 Hardness	材质 Material	表面处理 SurFace Treatment
ZPT35	ZPT36	S45C	28~32HRC	发黑 Black Oxide	SUJ2	62HRC~	SS400	发黑 Black Oxide

参数对照表(Specifications)					
型式Part Number	A	B	C	E	F
NO.					
ZPT35-0814	36	25	7	14	M8*1.25
ZPT35-1017	45	30	8	17	M10*1.5
ZPT35-1217	50	35	10	17	M12*1.75
ZPT35-1624	60	40	12	24	M16*2.0
ZPT35-2036	87	60	14	36	M20*2.5
ZPT35-2436	98	66	18	36	M24*2.0
ZPT35-3046	110	75	21	46	M30*2.0

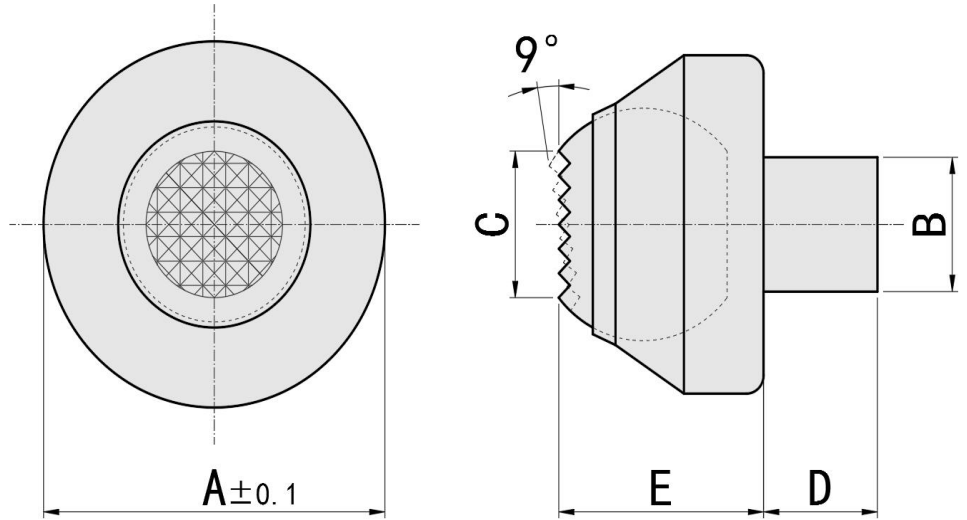
参数对照表(Specifications)					
型式Part Number	A	B	C	E	F
NO.					
ZPT36-0814	36	25	7	14	M8*1.25
ZPT36-1017	45	30	8	17	M10*1.5
ZPT36-1217	50	35	10	17	M12*1.75
ZPT36-1624	60	40	12	24	M16*2.0
ZPT36-2036	87	60	14	36	M20*2.5
ZPT36-2436	98	66	18	36	M24*2.0
ZPT36-3046	110	75	21	46	M30*2.0



- 动向盘
- SWIVEL REST TIP

型号实例	型式 NO.
例如	ZPT37-1116

Part Number	NO.
order	ZPT37-1116



材质对照表 (Materials)					
型号 Type	主体Main Body			球头Ball	
	材质 Material	硬度 Hardness	表面处理 SurFace Treatment	材质 Material	硬度 Hardness
ZPT37	S45C	28~32HRC	发黑 Black Oxide	SUJ2	62HRC~

参数对照表(Specifications)					
型式Part Number	A	B	C	D	E
NO.					
ZPT37-1116	25	11	10	10	14.3
ZPT37-1118	30	11	12	10	18



- 六角螺栓型支撑座
- Exbolt - Type support

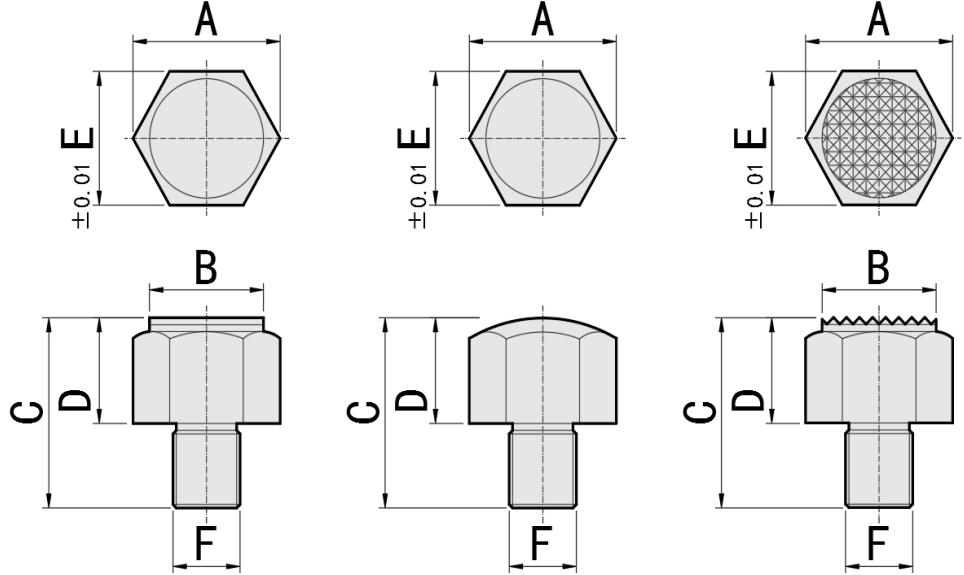
型号实例	型式 NO.
例如	ZPT38-021

Part Number	NO.
order	ZPT38-021

平面型/Flat End
ZPT38

球面型/Ball Type
ZPT39

齿面型/Serrated End
ZPT40



材质对照表 (Materials)							
型号Type			主体Main Body			端面End Face	
平面型 Flat End	球面型 Ball Type	齿面型 Serrated End	材质 Material	硬度 Hardness	表面处理 SurFace Treatment	材质 Material	硬度 Hardness
ZPT38	ZPT39	ZPT40	S45C	28~32HRC	发黑 Black Oxide	S45C	62HRC~

参数对照表(Specifications)									
型式Part Number			A	B	C	D	E	F	最大负载力 Maximum Load
平面型 Flat End	球面型 Ball Type	齿面型 Serrated End							
NO.	NO.	NO.							
ZPT38-021	ZPT39-121	ZPT40-221	19.4	17	20	10	17	M8*1.25	18
ZPT38-031	ZPT39-131	ZPT40-231	21.9	19	22	10	19	M10*1.5	32
ZPT38-032	ZPT39-132	ZPT40-232	21.9	19	27	15	19	M10*1.5	32
ZPT38-001	ZPT39-101	ZPT40-201	25.2	22	24	10	22	M12*1.75	60
ZPT38-002	ZPT39-102	ZPT40-202	25.2	22	29	15	22	M12*1.75	60
ZPT38-042	ZPT39-142	ZPT40-242	33	30	34	15	30	M16*2.0	140
ZPT38-043	ZPT39-143	ZPT40-243	33	30	39	20	30	M16*2.0	140

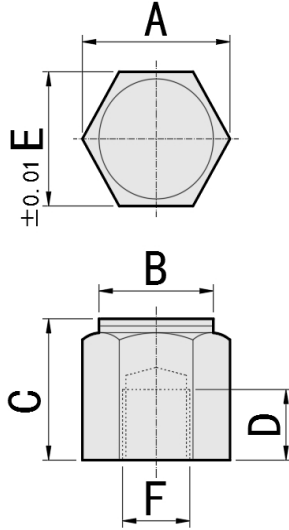


- 支撑座
- Support Unit

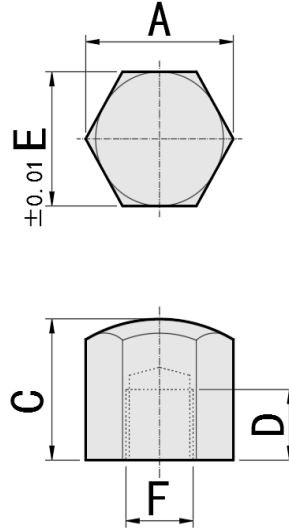
型号实例	型式 NO.
例如	ZPT41-321

Part Number	NO.
order	ZPT41-321

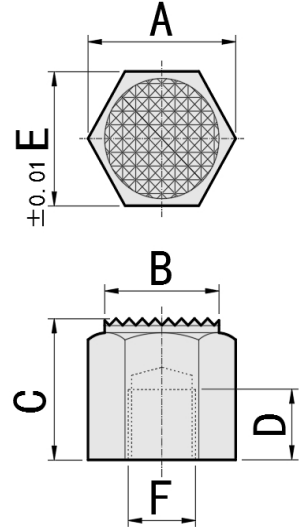
平面型/Flat End
ZPT41



球面型/Ball Type
ZPT42



齿面型/Serrated End
ZPT43



材质对照表 (Materials)							
型号Type			主体Main Body			端面End Face	
平面型 Flat End	球面型 Ball Type	齿面型 Serrated End	材质 Material	硬度 Hardness	表面处理 SurFace Treatment	材质 Material	硬度 Hardness
ZPT41	ZPT42	ZPT43	S45C	28~32HRC	发黑 Black Oxide	S45C	62HRC~

参数对照表(Specifications)									
型式Part Number			A	B	C	D	E	F	最大负载力 Maximum Load
平面型 Flat End	球面型 Ball Type	齿面型 Serrated End							
NO.	NO.	NO.							
ZPT41-321	ZPT42-421	ZPT43-521	19.4	17	15	6	17	M8*1.25	25
ZPT41-323	ZPT42-423	ZPT43-523	19.4	17	25	12	17	M8*1.25	25
ZPT41-333	ZPT42-433	ZPT43-533	21.9	19	20	10	19	M10*1.5	46
ZPT41-335	ZPT42-435	ZPT43-535	21.9	19	30	15	19	M10*1.5	46
ZPT41-337	ZPT42-437	ZPT43-537	21.9	19	40	15	19	M10*1.5	46
ZPT41-301	ZPT42-401	ZPT43-501	25.2	22	20	10	22	M12*1.75	82
ZPT41-302	ZPT42-402	ZPT43-502	25.2	22	25	15	22	M12*1.75	82
ZPT41-303	ZPT42-403	ZPT43-503	25.2	22	30	18	22	M12*1.75	82
ZPT41-304	ZPT42-404	ZPT43-504	25.2	22	40	18	22	M12*1.75	82
ZPT41-305	ZPT42-405	ZPT43-505	25.2	22	50	18	22	M12*1.75	82
ZPT41-343	ZPT42-443	ZPT43-543	33	30	30	20	30	M16*2.0	206
ZPT41-345	ZPT42-445	ZPT43-545	33	30	50	24	30	M16*2.0	206



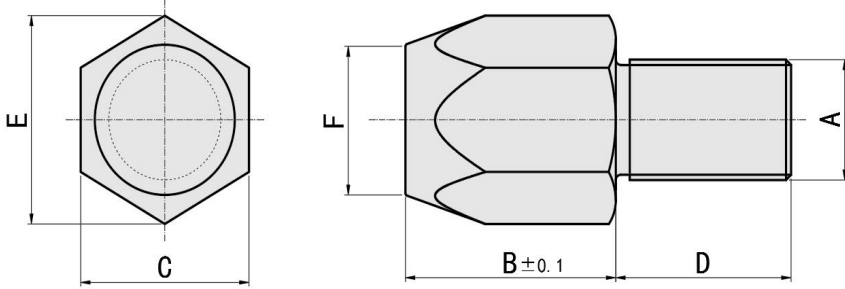
- 平面支撑座
- FEET (FLAT END)

型号实例	型式 NO.
例如	ZPT45-0610

Part Number	NO.
order	ZPT45-0610

材质对照表 (Materials)			
型号 Type	主体Main Body		
	材质 Material	硬度 Hardness	表面处理 SurFace Treatment
ZPT45	S45C	28~32HRC	发黑 Black Oxide

▶ ZPT45



参数对照表(Specifications)						
型式Part Number NO.	A	B	C	D	E	F
	ZPT45-0610	M6	10	10	11	11.5
ZPT45-0620	M6	20	10	11	11.5	8
ZPT45-0815	M8	15	14	13	16.1	10
ZPT45-0830	M8	30	14	13	16.1	10
ZPT45-1020	M10	20	17	16	19.6	13
ZPT45-1040	M10	40	17	16	19.6	13
ZPT45-1225	M12	25	19	20	21.9	15
ZPT45-1250	M12	50	19	20	21.9	15
ZPT45-1630	M16	30	24	25	27.7	20
ZPT45-1660	M16	60	24	25	27.7	20
ZPT45-2030	M20	30	30	25	34.6	28
ZPT45-2060	M20	60	30	25	34.6	28



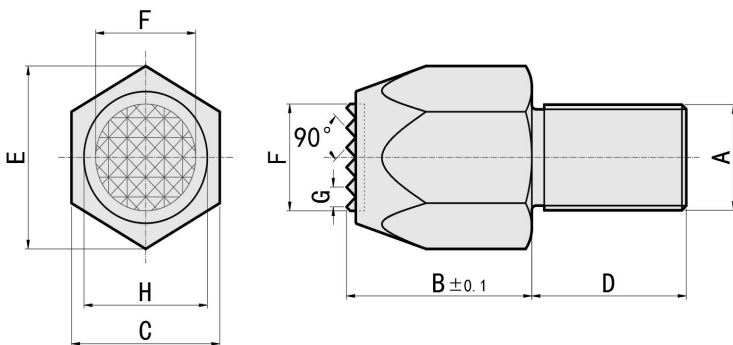
- 齿面六角支撑座
- FEET (SERRATED END)

型号实例	型式 NO.
例如	ZPT46-0610

Part Number	NO.
order	ZPT46-0610

材质对照表 (Materials)						
型号Type	主体Main Body			端面End Face		
	材质 Material	硬度 Hardness	表面处理 SurFace Treatment	材质 Material	硬度 Hardness	表面处理 SurFace Treatment
ZPT46	S45C	28~32HRC	发黑 Black Oxide	SCM435	HRC60~	发黑 Black Oxide

▶ ZPT46



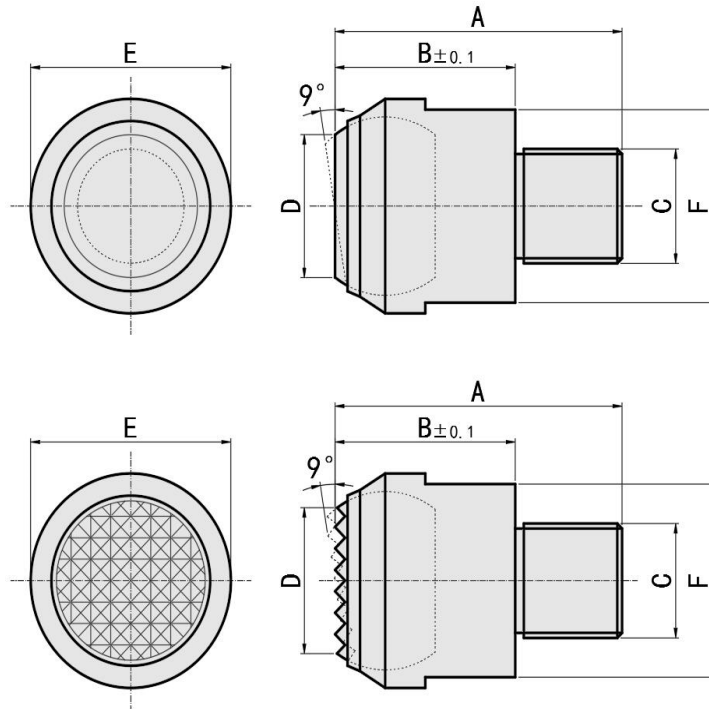
参数对照表(Specifications)								
型式Part Number NO.	A	B	C	D	E	F	G	H
	ZPT46-0610	M6	10	10	11	11.5	6.5	2.3
ZPT46-0620	M6	20	10	11	11.5	6.5	2.3	8
ZPT46-0815	M8	15	14	13	16.1	8.1	2.3	10
ZPT46-0830	M8	30	14	13	16.1	8.1	2.3	10
ZPT46-1020	M10	20	17	16	19.6	11.4	3	13
ZPT46-1040	M10	40	17	16	19.6	11.4	3	13
ZPT46-1225	M12	25	19	20	21.9	13	3	15
ZPT46-1250	M12	50	19	20	21.9	13	3	15
ZPT46-1630	M16	30	24	25	27.7	16.2	3	20
ZPT46-1660	M16	60	24	25	27.7	16.2	3	20
ZPT46-2030	M20	30	30	25	34.6	25.2	3	28
ZPT46-2060	M20	60	30	25	34.6	25.2	3	28



- 光滑的球头螺栓定向螺杆
- SMOOTH BALL END BOLT

型号实例	型式 NO.
例如	ZPT50-0613

Part Number	NO.
order	ZPT50-0613



材质对照表 (Materials)						
型号Type		主体Main Body			球头Ball	
平面型 Flat End	齿面珠 Serrated End	材质 Material	硬度 Hardness	表面处理 SurFace Treatment	材质 Material	硬度 Hardness
ZPT50	ZPT51	S45C	28~32HRC	发黑Black Oxide	SUJ2	62HRC~

参数对照表(Specifications)							
型式Part Number	A	B	C	D	E	F	max (KN)
NO.							
ZPT50-0613	21	13	M6*1.0	7.2	13	11	10
ZPT50-0813	21	13	M8*1.25	7.2	13	11	10
ZPT50-0818	28	18	M8*1.25	10.5	20	17	25
ZPT50-1018	28	18	M10*1.5	10.5	20	17	25
ZPT50-1218	30	18	M12*1.75	10.5	20	17	25
ZPT50-1627	43	27	M16*2.0	20	30	27	90
ZPT50-2035	55	35	M20*2.5	34.5	50	41	165

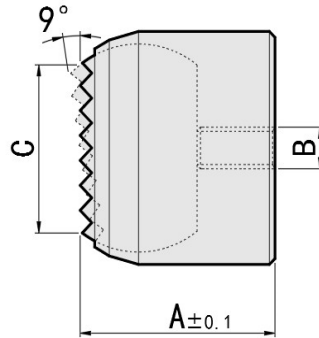
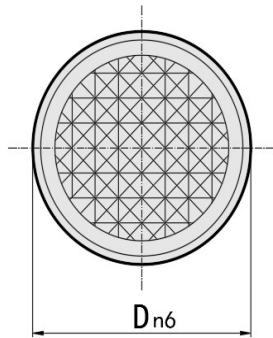
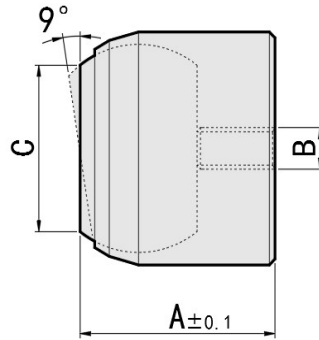
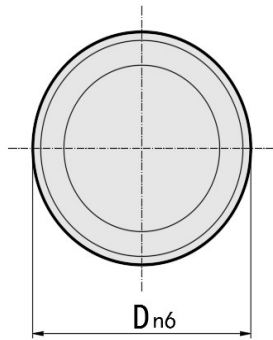
参数对照表(Specifications)							
型式Part Number	A	B	C	D	E	F	max (KN)
NO.							
ZPT51-0613	21	13	M6*1.0	7.2	13	11	10
ZPT51-0813	21	13	M8*1.25	7.2	13	11	10
ZPT51-0818	28	18	M8*1.25	10.5	20	17	25
ZPT51-1018	28	18	M10*1.5	10.5	20	17	25
ZPT51-1218	30	18	M12*1.75	10.5	20	17	25
ZPT51-1627	43	27	M16*2.0	20	30	27	90
ZPT51-2035	55	35	M20*2.5	34.5	50	41	165



- 光滑球头动向螺栓
- Smooth ball End bolt

型号实例	型式 NO.
例如	ZPT52-0311

Part Number	NO.
order	ZPT52-0311



材质对照表 (Materials)						
型号Type		主体Main Body			球头Ball	
平面型 Flat End	齿面珠 Serrated End	材质 Material	硬度 Hardness	表面处理 SurFace Treatment	材质 Material	硬度 Hardness
ZPT52	ZPT53	S45C	28~32HRC	发黑 Black Oxide	SUJ2	62HRC~

参数对照表(Specifications)				
型式Part Number NO.	A	B	C	D
	ZPT52-0311	11	M3*0.5	7.2
ZPT52-0417	17	M4*0.7	10.5	18
ZPT52-0525	25	M5*0.8	20	28

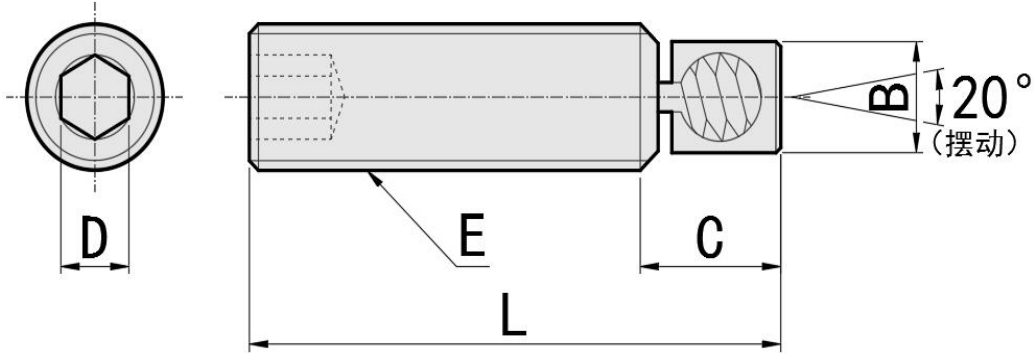
参数对照表(Specifications)				
型式Part Number NO.	A	B	C	D
	ZPT53-0311	11	M3*0.5	7.2
ZPT53-0417	17	M4*0.7	10.5	18
ZPT53-0525	25	M5*0.8	20	28



- 内六角止动螺丝型调整摇摆组件
- Internal hexagonal stop screw type adjustment swing

型号实例	型式 NO.
例如	ZPT58-06015

Part Number	NO.
order	ZPT58-06015



材质对照表 (Materials)				
型号 Type	螺丝Screw		端部End Face	
	材质 Material	表面处理 SurFace Treatment	材质 Material	表面处理 SurFace Treatment
ZPT58	SCM435	发黑 Black Oxide	SCM435	发黑 Black Oxide

参数对照表(Specifications)							
型式 Part Number	A	B	C	D	E	容许扭力 Permissible torqueT(nN.M)	夹持力 Clamping forceF=T/0.2d (N)
ZPT58-06015	15	4.8	7	3	M6*1.0	2.5	2100
ZPT58-06020	20	4.8	7	3	M6*1.0	2.5	2100
ZPT58-06025	25	4.8	7	3	M6*1.0	2.5	2100
ZPT58-06040	40	4.8	7	3	M6*1.0	2.5	2100
ZPT58-08020	20	6.4	9	4	M8*1.25	6.5	4100
ZPT58-08025	25	6.4	9	4	M8*1.25	6.5	4100
ZPT58-08040	40	6.4	9	4	M8*1.25	6.5	4100
ZPT58-08050	50	6.4	9	4	M8*1.25	6.5	4100
ZPT58-10020	20	7.6	10	5	M10*1.5	13	6500
ZPT58-10025	25	7.6	10	5	M10*1.5	13	6500
ZPT58-10040	40	7.6	10	5	M10*1.5	13	6500
ZPT58-10050	50	7.6	10	5	M10*1.5	13	6500
ZPT58-10075	75	7.6	10	5	M10*1.5	13	6500
ZPT58-12040	40	9.9	12	6	M12*1.75	15.4	6400
ZPT58-12050	50	9.9	12	6	M12*1.75	15.4	6400
ZPT58-12075	75	9.9	12	6	M12*1.75	15.4	6400
ZPT58-12100	100	9.9	12	6	M12*1.75	15.4	6400
ZPT58-16050	50	12.7	16	8	M16*2.0	50	15600
ZPT58-16075	75	12.7	16	8	M16*2.0	50	15600
ZPT58-16100	100	12.7	16	8	M16*2.0	50	15600
ZPT58-16125	125	12.7	16	8	M16*2.0	50	15600

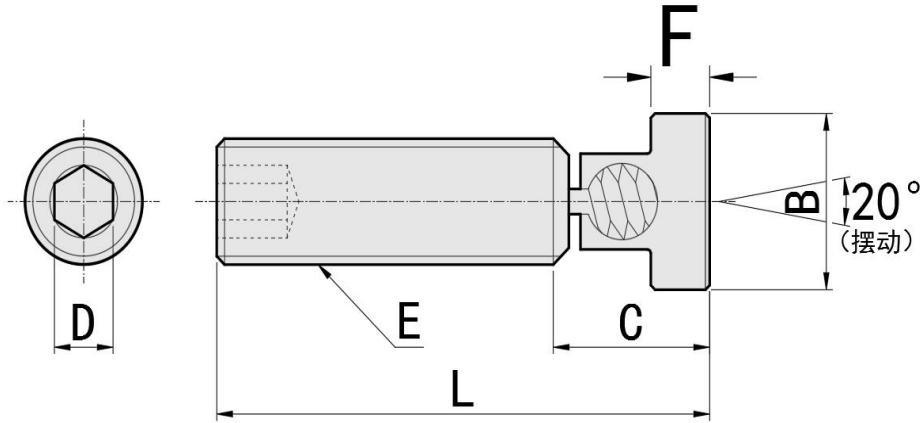


■ 内六角止动螺丝型调整摇摆组件

■ Internal hexagonal stop screw type adjustment swing component

型号实例	型式 NO.
例如	ZPT59-06018

Part Number	NO.
order	ZPT59-06018



材质对照表 (Materials)				
型号Type	螺丝Screw		端部End Face	
	材质Material	表面处理SurFace Treatment	材质Material	表面处理SurFace Treatment
ZPT59	SCM435	发黑Black Oxide	SCM435	发黑Black Oxide

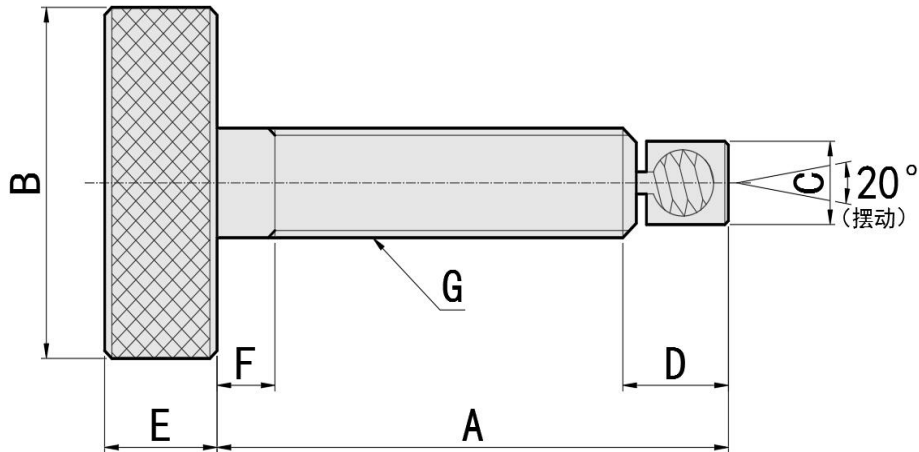
参数对照表(Specifications)								
型式Part Number NO.	A	B	C	D	E	F	容许扭力 Permissible torqueT(nN.M)	夹持力 Clamping forceF=T/0.2d (N)
	ZPT59-06018	18	10	10	3	M6*1.0	3	2.5
ZPT59-06023	23	10	10	3	M6*1.0	3	2.5	2100
ZPT59-06028	28	10	10	3	M6*1.0	3	2.5	2100
ZPT59-06043	43	10	10	3	M6*1.0	3	2.5	2100
ZPT59-08022	22	13	11	4	M8*1.25	4	6.5	4100
ZPT59-08027	27	13	11	4	M8*1.25	4	6.5	4100
ZPT59-08042	42	13	11	4	M8*1.25	4	6.5	4100
ZPT59-08052	52	13	11	4	M8*1.25	4	6.5	4100
ZPT59-10023	23	14	13	5	M10*1.5	5	13	6500
ZPT59-10028	28	14	13	5	M10*1.5	5	13	6500
ZPT59-10043	43	14	13	5	M10*1.5	5	13	6500
ZPT59-10053	53	14	13	5	M10*1.5	5	13	6500
ZPT59-10078	78	14	13	5	M10*1.5	5	13	6500
ZPT59-12042	42	19	14	6	M12*1.75	5	15.4	6400
ZPT59-12052	52	19	14	6	M12*1.75	5	15.4	6400
ZPT59-12077	77	19	14	6	M12*1.75	5	15.4	6400
ZPT59-12102	102	19	14	6	M12*1.75	5	15.4	6400
ZPT59-16051	51	24	17	8	M16*2.0	6	50	15600
ZPT59-16076	76	24	17	8	M16*2.0	6	50	15600
ZPT59-16101	101	24	17	8	M16*2.0	6	50	15600
ZPT59-16126	126	24	17	8	M16*2.0	6	50	15600



- 旋钮头型调整摇摆螺丝
- Knob type adjustment swing screw

型号实例	型式 NO.
例如	ZPT60-06025

Part Number	NO.
order	ZPT60-06025



材质对照表 (Materials)				
型号 Type	螺丝Screw		端部End Face	
	材质 Material	表面处理 SurFace Treatment	材质 Material	表面处理 SurFace Treatment
ZPT60	SCM435	发黑 Black Oxide	SCM435	发黑 Black Oxide

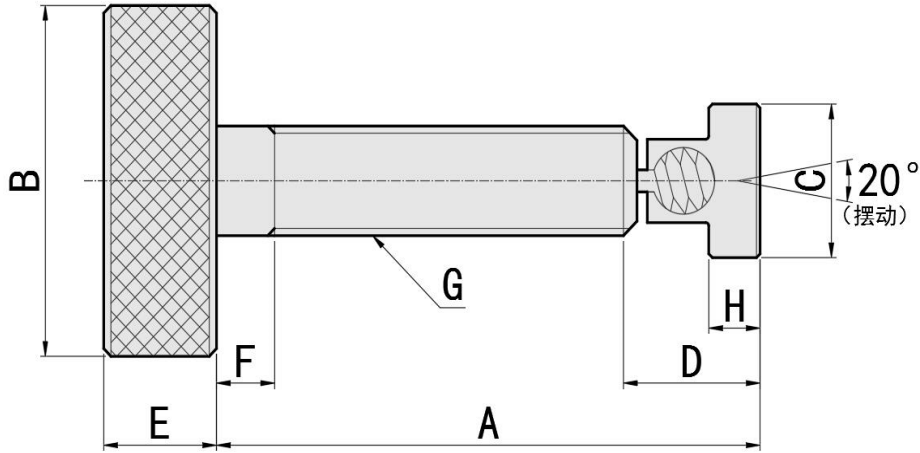
参数对照表(Specifications)							
型式Part Number	A	B	C	D	E	F	G
NO.							
ZPT60-06025	25	25	4.8	7	8	3	M6*1.0
ZPT60-06050	50	25	4.8	7	8	3	M6*1.0
ZPT60-06075	75	25	4.8	7	8	3	M6*1.0
ZPT60-08025	25	29	6.4	9	10	5	M8*1.25
ZPT60-08050	50	29	6.4	9	10	5	M8*1.25
ZPT60-08075	75	29	6.4	9	10	5	M8*1.25
ZPT60-10050	50	32	7.6	10	11	5	M10*1.5
ZPT60-10075	75	32	7.6	10	11	5	M10*1.5
ZPT60-10100	100	32	7.6	10	11	5	M10*1.5
ZPT60-12050	50	32	9.9	12	13	5	M12*1.75
ZPT60-12075	75	32	9.9	12	13	5	M12*1.75
ZPT60-12100	100	32	9.9	12	13	5	M12*1.75
ZPT60-16050	50	32	12.7	16	13	5	M16*2.0
ZPT60-16075	75	32	12.7	16	13	5	M16*2.0
ZPT60-16100	100	32	12.7	16	13	5	M16*2.0
ZPT60-16125	125	32	12.7	16	13	5	M16*2.0



- ZPT61调整摇摆螺丝
- Adjusting Screw the swing

型号实例	型式 Type + M
例如	ZPMXSB8

Part Number	Type + M
order	ZPMXSB8



材质对照表 (Materials)				
型号 Type	螺丝Screw		端部End Face	
	材质 Material	表面处理 SurFace Treatment	材质 Material	表面处理 SurFace Treatment
ZPT61	SCM435	发黑 Black Oxide	SCM435	发黑 Black Oxide

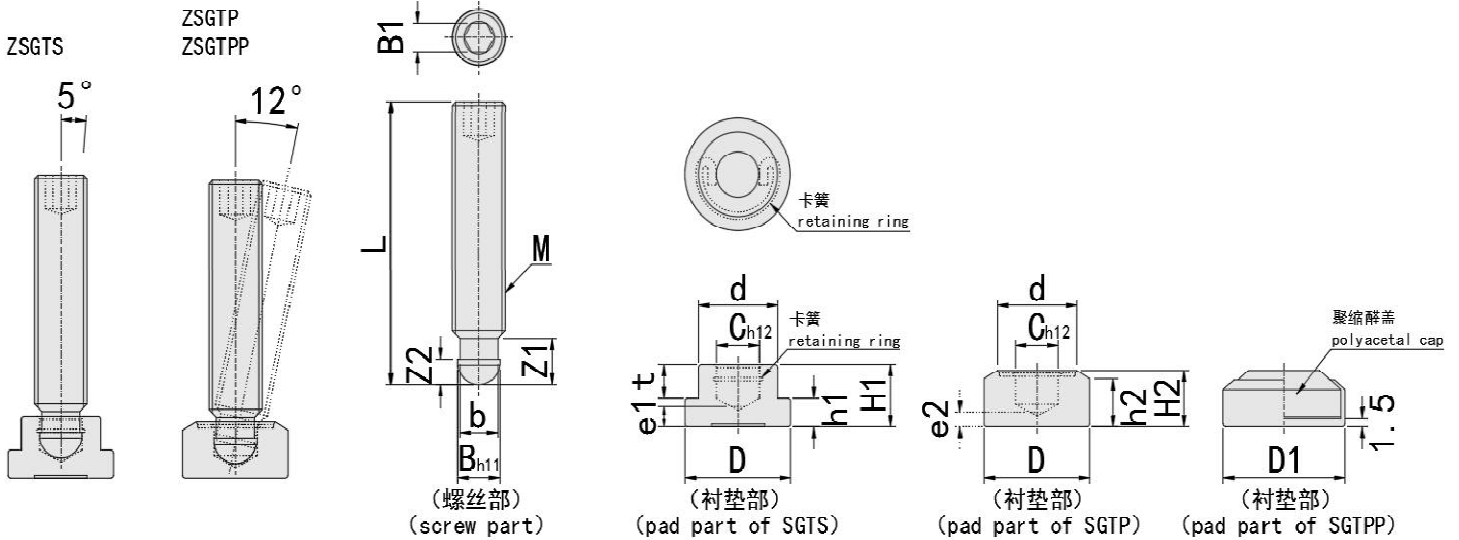
参数对照表(Specifications)								
型式 Part Number	A	B	C	D	E	F	G	H
ZPT61-06027	27	25	10	10	8	3	M6*1.0	3
ZPT61-06052	52	25	10	10	8	3	M6*1.0	3
ZPT61-06077	77	25	10	10	8	3	M6*1.0	3
ZPT61-08027	27	29	13	11	10	5	M8*1.25	4
ZPT61-08052	52	29	13	11	10	5	M8*1.25	4
ZPT61-08077	77	29	13	11	10	5	M8*1.25	4
ZPT61-10053	53	32	14	13	11	5	M10*1.5	5
ZPT61-10078	78	32	14	13	11	5	M10*1.5	5
ZPT61-10103	103	32	14	13	11	5	M10*1.5	5
ZPT61-12052	52	32	19	14	13	5	M12*1.75	5
ZPT61-12077	77	32	19	14	13	5	M12*1.75	5
ZPT61-12102	102	32	19	14	13	5	M12*1.75	5
ZPT61-16051	51	32	24	17	13	5	M16*2.0	6
ZPT61-16076	76	32	24	17	13	5	M16*2.0	6
ZPT61-16101	101	32	24	17	13	5	M16*2.0	6
ZPT61-16126	126	32	24	17	13	5	M16*2.0	6



- 止端定位可调角度螺栓组件
- Grub Screws - Thrust Point

型号实例	型式 Type+M-L
例如	ZSGTS10-80

Part Number	Type+M-L
order	ZSGTS10-80



材质对照表 (Materials)

型号 Type	螺栓Screw			衬垫Pad			罩盖Cap	
	材质 Material	硬度 Hardness	表面处理 SurFace Treatment	材质 Material	硬度 Hardness	表面处理 SurFace Treatment	材质 Material	
ZSGTS	标注型 Standard	S45C	50~60HRC	发黑 Black Oxide	SUM22L	50~60HRC	发黑 Black Oxide	/
ZSGTP	广角型 Wide-Angle	S45C	50~60HRC	发黑 Black Oxide	SUM22L	50~60HRC	发黑 Black Oxide	/
ZSGTPP	广角型·带盖型 Wide-Angle with cap	S45C	50~60HRC	发黑 Black Oxide	SUM22L	50~60HRC	发黑 Black Oxide	聚缩醛 Polyacetal

参数对照表(Specifications)

型式Part Number		螺栓尺寸Screw Dimension							衬垫尺寸Pad Dimension												
Type	M	L				B	b	Z1	Z2	B1	D	h1	H1	t	d	C	e1	h2	H2	e2	D1
ZSGTS	6	30	40	50	4.5	4	5.4	2.5	3	12	2.5	7	4	10	4.6	2.2	/	/	/	/	
ZSGTS ZSGTP ZSGTPP	8	40	50	60	6	5.4	6.8	3	4	16	4	9	5	12	6.1	3	7	8	2.2	19	
	10	50	60	80	8	7.2	8.2	4.5	5	20	5	11	6	15	8.1	3.6	8.5	10	2.6	23	
	12	60	70	80	100	8	7.2	8.6	4.5	6	25	6	13	7	18	8.1	4.5	8	11	2.9	28
	16	70	80	100	125	12	11	10.6	5	8	32	7	15	7.5	22	12.1	5.3	10	14	4.5	35
ZGTS	20	90	100	125	150	15.5	14.4	12.4	5.5	10	40	9	16	8	28	15.6	5.6	/	/	/	/

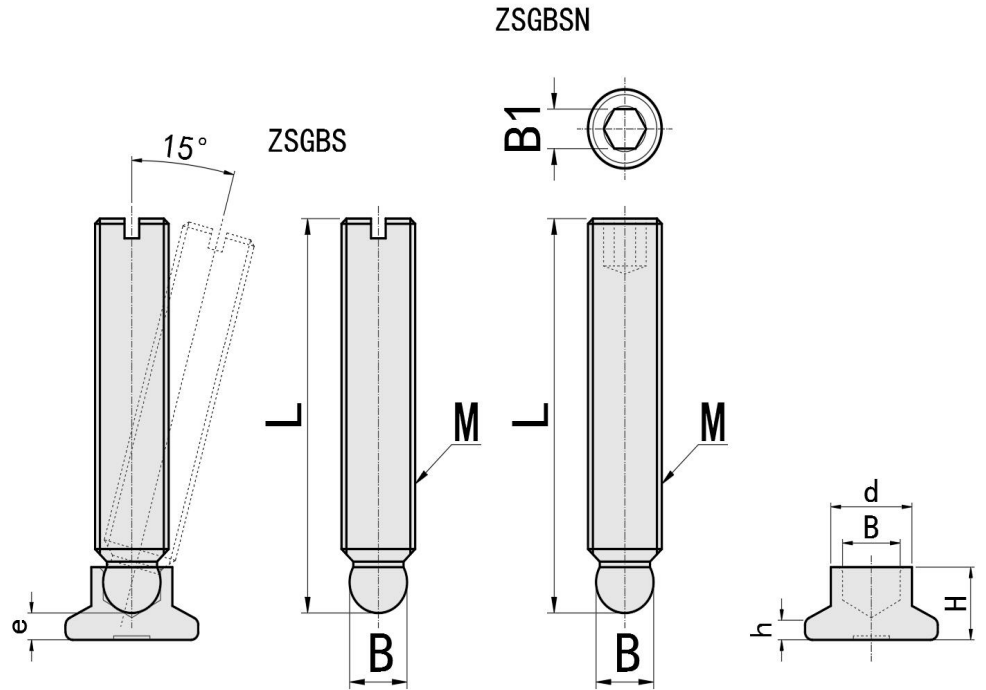


■ 可调角度螺栓组件 球端型

■ Grub Screws - Ball Thrust Point, Hex Socket or Straight Slot

型号实例	型式 Type+M-L
例如	ZSGBS10-80

Part Number	Type+M-L
order	ZSGBS10-80



材质对照表 (Materials)					
型号 Type		螺栓Screw		衬垫Pad	
		材质 Material	表面处理 SurFace Treatment	材质 Material	颜色 color
ZSGBS	一字槽型 Straight slot groove	SUM22L	发黑 Black Oxide	Polyacetal 聚缩醛	亚光黑色 Mat Black
ZSGBSN	内六角孔型 Hex socket	SUM22L	发黑 Black Oxide	Polyacetal 聚缩醛	亚光黑色 Mat Black

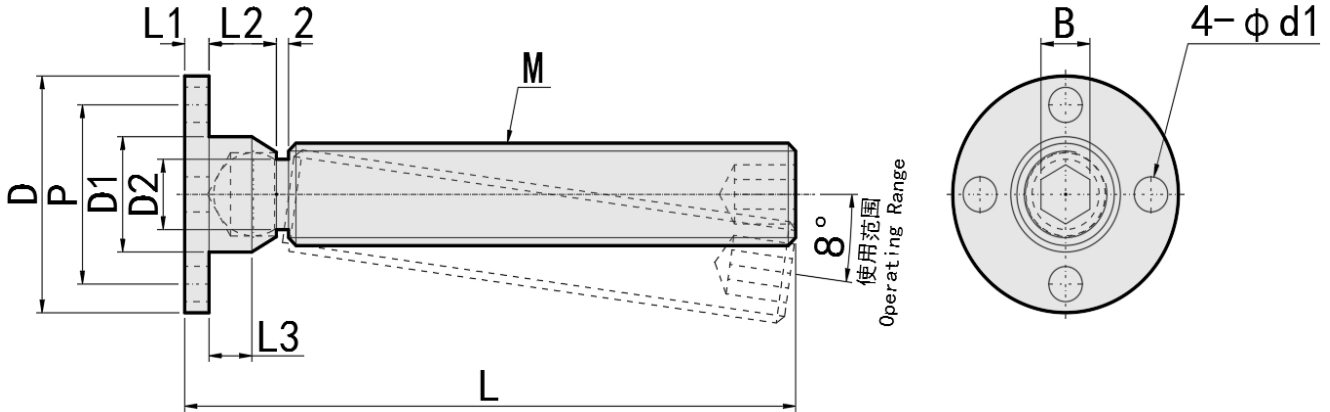
参数对照表(Specifications)										
型式Part Number			e	D	h	H	d	B	B1	
Type	M	L								
ZSGBS ZSGBSN	8	40 50 63	2.5	15	2.5	7.6	8.6	6.1	4	
	10	50 63 80	3.4	18	2.5	9.2	11	7.8	5	
	12	63 80 100	3.4	21	3	10	13	9.4	6	



- 可调角度螺栓组件 法兰型
- Grub Screws - Flanged

型号实例	型式 Type M-L
例如	ZSGKA8-60

Part Number	Type M-L
order	ZSGKA8-60



材质对照表 (Materials)						
型号 Type		螺栓Screw			衬垫Pad	
		材质 Material	硬度 Hardness	表面处理 SurFace Treatment	材质 Material	颜色 color
ZSGKA	内六角孔型 Hex socket	SCM435	45HRC~	发黑 Black Oxide	SS400	亚光黑色 Mat Black

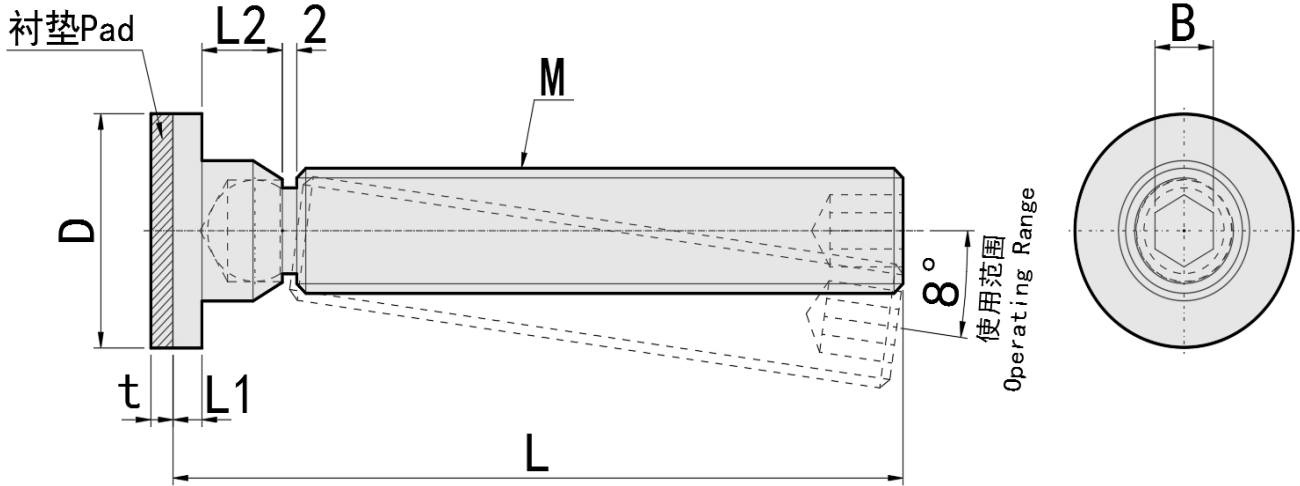
参数对照表(Specifications)												
型式Part Number				D	P	D1	D2	L1	L2	L3	d1	B
Type	M	L										
ZSGKA	4	30		20	14	7	2.2	3	5	2	3.5	2
	6	30	40 50	20	14	7	3.2	3	5	2	3.5	3
	8	40	50 60	22	16	9	5.2	3	5	2	3.5	4
	10	50	80	28	20	12	6.2	4	6	3	4.5	5
	12	100		30	22	14	8.1	4	8	5	4.5	6
	16	125		37	28	18	11	4	11	7	5.5	8



- 可调角度螺栓组件 橡胶底座
- Grub Screws - Rubber Padded

型号实例	型式 Type + M - L
例如	ZSGKG10-80

Part Number	Type + M - L
order	ZSGKG10-80



材质对照表 (Materials)							
型号 Type	螺栓Screw			衬垫Pad		衬垫端面Pad End Face	
	材质 Material	硬度 Hardness	表面处理 SurFace Treatment	材质 Material	颜色 color	材质 Material	
ZSGKG	内六角孔型 Hex socket	SCM435	45HRC~	发黑 Black Oxide	SS400	亚光黑色 Mat Black	NBR

参数对照表(Specifications)							
型式Part Number			D	t	L1	L2	B
Type	M	L					
ZSGKG	4	30	12	2	3	5	2
	6	30 40 50	12	2	3	5	3
	8	40 50 60	16	2	3	5	4
	10	50 80	20	2	4	6	5
	12	100	24	3	4	8	6
	16	125	30	3	4	11	8



钢珠滚轮系列

Ball Rollers



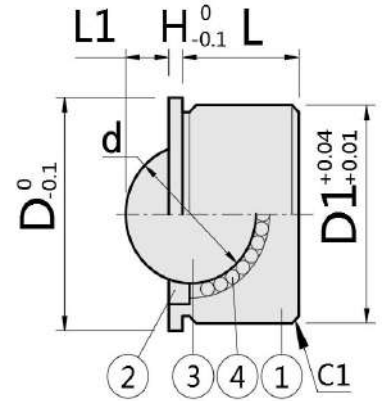
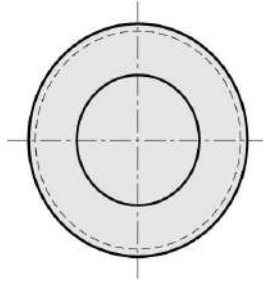
ZHENGCHEN HARDWARE



- 压入式钢珠滚轮
- Ball Rollers - Press Fit

型号实例	型式 Type+D1
例如	ZBCHA24

Part Number	Type+D1
order	ZBCHA24



材质对照表 (Materials)				
型号 Type	材质Material			
	①主体 Main Body	②调整环 Spacer	③主球 Main Ball	④副球 Sub Ball
ZBCHA	SUS304	SUS304	SUS440C(HRC55~)	SUS440C (HRC55~)
ZBCHAJ	SUS304	SUS304	聚缩醛Polyacetal	

参数对照表(Specifications)								
型式Part Number	D1	D	L	H	L1	d	耐负载/load N(kgf)	
Type							ZBCHA	ZBCHAJ
ZBCHA	7.5	9	4	1	1.1	4	12(1.2)	6(0.6)
	9	11	5	1	1.2	4.76	14(1.4)	7(0.7)
	11	13	6	1	1.5	5.56	41(4.2)	27(2.8)
	15	17	9	1	2.5	8.73	55(5.6)	34(3.5)
ZBCHAJ	18	20	10	1	3.5	10.32	62(6.3)	55(5.6)
	24	26	14	1.5	5.3	15.87	343(35)	69(7)
	30	32	17	2	6.3	19.05	412(42)	82(8.4)

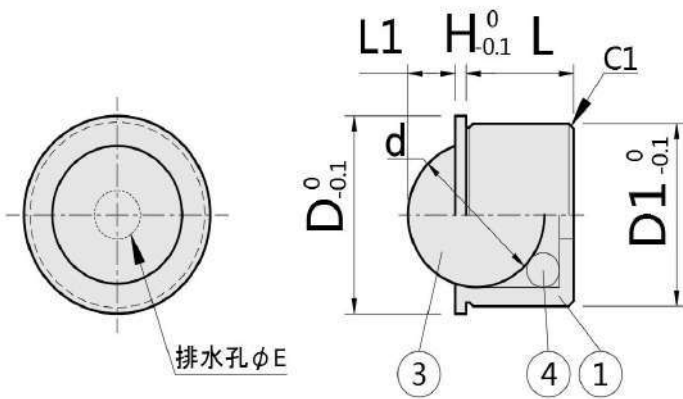
【!】建议压入型的安装孔采用H7公差。

【!】The H7 tolerance is recommended for the mounting holes of the press in type.

- 压入式钢珠滚轮
- Ball Rollers - Press Fit

型号实例	型式 Type+D1
例如	ZBCHJJ24

Part Number	Type+D1
order	ZBCHJJ24



材质对照表 (Materials)				
型号 Type	材质Material			
	①主体 Main Body	②调整环 Spacer	③主球 Main Ball	④副球 Sub Ball
ZBCHJJ	聚缩醛Polyacetal	/	聚缩醛Polyacetal	SUS440C (HRC55~)
ZBCHJP	PEEK	/	PEEK	

参数对照表(Specifications)												
型式Part Number	D1	D	L	H	L1		d		E	C	耐负载load N(kgf)	
Type					ZBCHJJ	ZBCHJP	ZBCHJJ	ZBCHJP			ZBCHJJ	ZBCHJP
ZBCHJJ	7	9	4	1	1.5	/	4.76	/	1.5	0.8	2(0.2)	/
	9	11	5	1	1.7	2	5.56	6.35	2.5	1	4(0.4)	5(0.5)
	11	13	7	1	/	2.5	/	7.94	3	1	/	6(0.6)
ZBCHJP	13	15	8	1	2.8	3	8.73	9.53	3.5	1	7(0.7)	8(0.8)
	15	17	8	1	3.5	/	10.32	/	3.5	1	11(1.1)	/
	20	22	11.5	1.5	5.2	/	15.87	/	5.3	1	14(1.4)	/
	24	26	15	1.5	6.6	/	19.05	/	6.4	1	21(2.1)	/

【!】插入、粘接型不可用压入方式，请用粘接安装。(否则可能会导致滚动不良。)

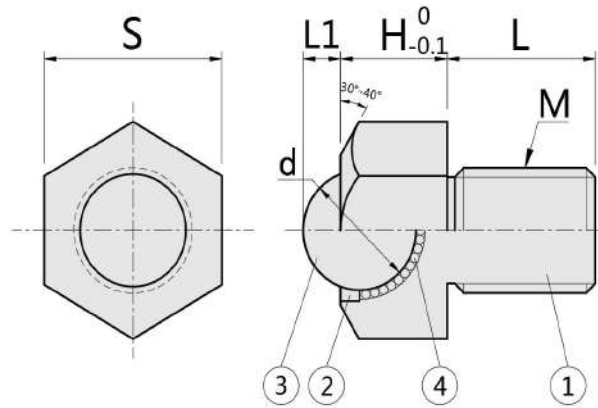
【!】Insert and bond type can not be pressed in, please use adhesive installation. (otherwise, poor rolling may be caused.)



- 外六角螺栓型钢珠滚轮
- Ball Rollers - Hex Head, Stud Type

型号实例	型式 Type+M
例如	ZBCHL16

Part Number	Type+M
order	ZBCHL16



材质对照表 (Materials)				
型号 Type	材质Material			
	①主体 Main Body	②调整环 Spacer	③主球 Main Ball	④副球 Sub Ball
ZBCHL	SUS304	SUS304	SUS440C(HRC55~)	SUS440C (HRC55~)
ZBCHLJ	SUS304	SUS304	聚缩醛Polyacetal	

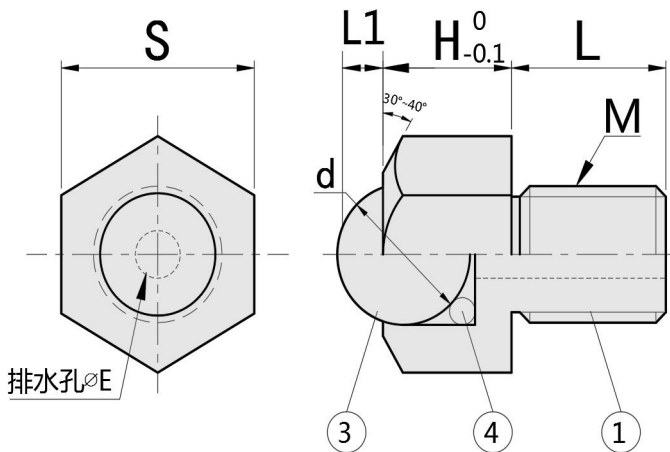
参数对照表(Specifications)									
型式 Type	Part Number M	L	L1	H	d	S	耐负载/load N(kgf)		
							ZBCHL	ZBCHLJ	
ZBCHL	5	6	1.1	5	4	8	12(1.2)	6(0.6)	
	6	8	1.2	6	4.76	10	14(1.4)	7(0.7)	
	8	10	1.5	7	5.56	13	41(4.2)	27(2.8)	
ZBCHLJ	10	12	2.5	10	8.73	17	55(5.6)	34(3.5)	
	12	15	3.5	11	10.3	19	62(6.3)	55(5.6)	
	16	20	5.3	15	15.9	24	343(35)	69(7)	
	20	25	6.3	18	19.1	30	412(42)	82(8.4)	

[!] 滚珠向上使用 [!] The ball is used upward

- 外六角螺栓型钢珠滚轮
- Ball Rollers - Hex Head, Stud Type

型号实例	型式 Type + M
例如	ZBCHLJJ10

Part Number	Type + M
order	ZBCHLJJ10



材质对照表 (Materials)				
型号 Type	材质Material			
	①主体 Main Body	②调整环 Spacer	③主球 Main Ball	④副球 Sub Ball
ZBCHLJJ	聚缩醛Polyacetal	/	聚缩醛Polyacetal	SUS440C (HRC55~)
ZBCHLJP	PEEK	/	PEEK	

参数对照表(Specifications)											
型式 Type	Part Number M	L	L1		H	d		S	E	耐负载/load N(kgf)	
			ZBCHLJJ	ZBCHLJP		ZBCHLJJ	ZBCHLJP			ZBCHLJJ	ZBCHLJP
ZBCHLJJ	5	6	1.5	/	5	4.76	/	8	1.5	2(0.2)	/
	6	8	1.7	2	6	5.56	6.35	10	2.5	4(0.4)	5(0.5)
ZBCHLJP	8	10	2.8	2.5	8	8.73	7.94	13	3	7(0.7)	6(0.6)
	10	12	3.5	3	10	10.32	9.53	17	3.5	11(1.1)	8(0.8)

[!] ZBCHLJJ不用于高速搬运。

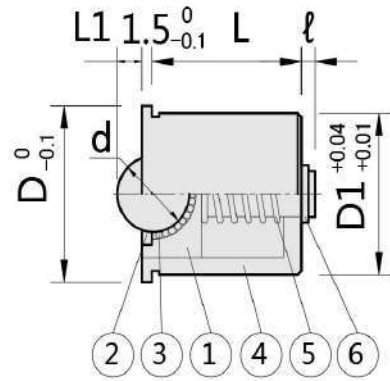
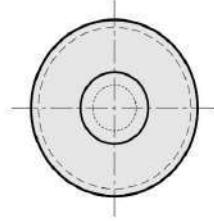
[!] ZBCHLJJ is not suitable for high-speed transfer.



- 带柱塞功能球头柱塞钢珠滚轮
- Press Fit Plunger Ball Rollers

型号实例	型式 Type + D1
例如	ZBCHP14

Part Number	Type + D1
order	ZBCHP14



材质对照表 (Materials)						
型号 Type	①主体 Main Body	②调整环 Spacer	③钢珠 Ball	④壳体 Casing	⑤弹簧 Spring	⑥扣环 Retaining Ring
ZBCHP	SUS304	SUS304	SUS440C(HRC55~)	SUS304	SUS304	SUS304

参数对照表(Specifications)								
型式 Part Number	D	L	L1	d	l	负载量/load(N)		
						min.	max.	
ZBCHP	14	16	14	1.5	5.56	1.5	23	30
	18	20	17	2.5	8.73	2	24	38
	22	24	21.5	3.5	10.32	2	24	55

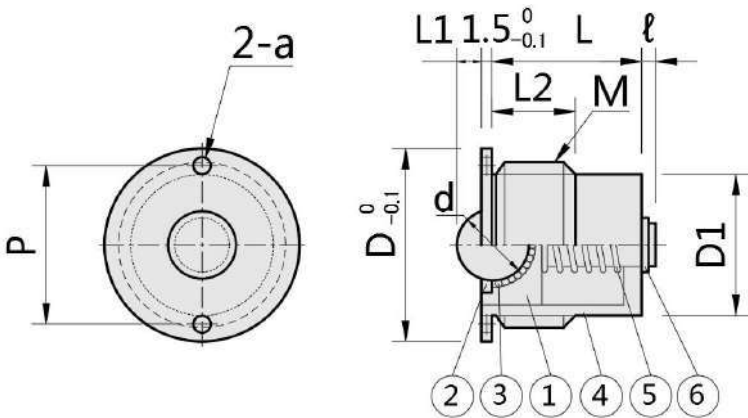
【!】建议配套孔采用H7公差

【!】H7 is recommended for mounting holes

- 带柱塞功能螺纹型钢珠滚轮
- Press Fit Plunger Ball Rollers

型号实例	型式 Type + M
例如	ZBCHPT16

Part Number	Type + M
order	ZBCHPT16



材质对照表 (Materials)						
型号 Type	①主体 Main Body	②调整环 Spacer	③钢珠 Ball	④壳体 Casing	⑤弹簧 Spring	⑥扣环 Retaining Ring
ZBCHPT	SUS304	SUS304	SUS440C(HRC55~)	SUS304	SUS304	SUS304

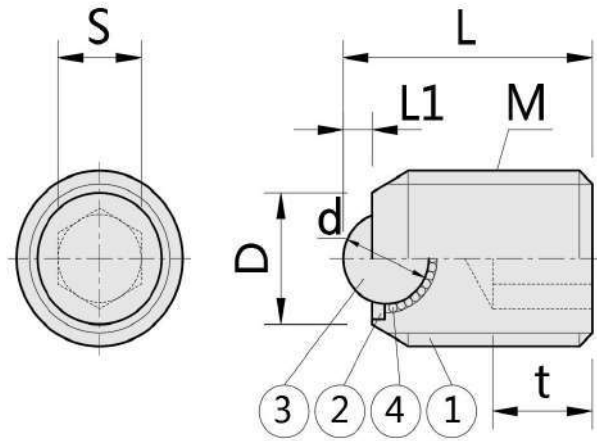
参数对照表(Specifications)													
型式 Part Number	M	细牙螺纹 Fine Thread	D	D1	L	L1	L2	a	d	P	l	负载量/load(N)	
												min.	max.
ZBCHPT	16	M16*1.5	19	13.5	14	1.5	9	2	5.56	15.4	1.5	23	30
	20	M20*1.5	24	16.5	17	2.5	10	2	8.73	18.5	2	24	38
	24	M24*1.5	28	20.5	21.5	3.5	12	2.5	10.3	24	2	24	55



- 螺丝固定型钢珠滚轮
- Ball Rollers with Set Screw

型号实例	型式 Type + M
例如	ZBCSB 16

Part Number	Type + M
order	ZBCSB 16



材质对照表 (Materials)				
型号 Type	材质Material			
	①主体 Main Body	②调整环 Spacer	③主球 Main Ball	④副球 Sub Ball
ZBCSB	SUS304	SUS304	SUS440C(HRC55~)	SUS440C (HRC55~)
ZBCSBJ	SUS304	SUS304	聚缩醛Polyacetal	

参数对照表(Specifications)									
型式Part Number		L	L1	D	d	S	t	耐负载/load N(kgf)	
Type	M							ZBCSB	ZBCSBJ
ZBCSB	6	12	0.9	3.5	3.18	3	3.5	2(0.2)	0.5(0.05)
	8	14	1.3	5	4.76	4	5	5(0.5)	1(0.1)
	10	16	1.2	7	4.76	5	6	14(1.4)	7(0.7)
ZBCSBJ	12	20	1.5	8	5.56	6	8	41(4.2)	27(2.8)
	16	25	2.5	12	8.73	8	10	55(5.6)	34(3.5)
	20	30	3.5	15	10.32	10	12	62(6.3)	55(5.6)

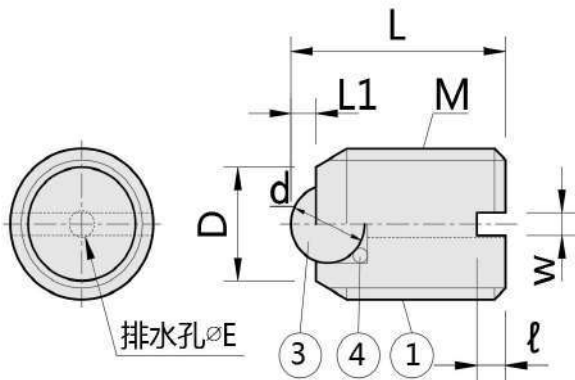
【!】规格为M8以铆接主球形式加工而不使用调整环②

【!】size M8 main balls are awaged in place without a spacer②

- 螺丝固定型钢珠滚轮
- Ball Rollers with Set Screw

型号实例	型式 Type + M
例如	ZBCSBJ16

Part Number	Type + M
order	ZBCSBJ16



材质对照表 (Materials)				
型号 Type	材质Material			
	①主体 Main Body	②调整环 Spacer	③主球 Main Ball	④副球 Sub Ball
ZBCSBJ	聚缩醛Polyacetal	-	聚缩醛Polyacetal	SUS440C(HRC55~)

参数对照表(Specifications)									
型式Part Number		L	L1	D	d	E	W	l	耐负载/load N(kgf)
Type	M								
ZBCSBJ	8	14	1.5	6	4.76	1.5	1.2	1.5	2(0.2)
	10	16	1.7	8	5.56	2.5	1.5	2	4(0.4)
	16	25	2.8	12	8.73	3	2	3	7(0.7)
	20	30	3.5	14	10.3	3.5	3	4	11(1.1)



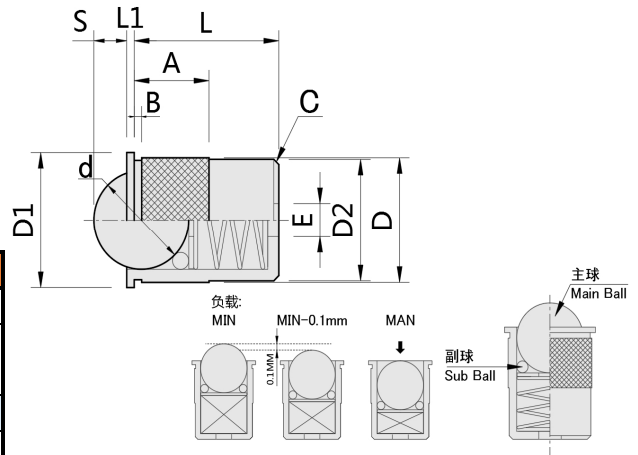
- 滚轮型压入式球头柱塞
- Roller Press-Fit Plungers

型号实例	型式 Type+D1
例如	ZPFPR15

Part Number	Type+D1
order	ZPFPR15

【!】采用主球与副球的结构设计，确保球头旋转顺畅。

【!】The combination structure of the main ball and the sub balls helps smooth rotation of the ball.



材质对照表 (Materials)				
型号 Type	材质Material			
	①主体 Main Body	②主球 Main Ball	③副球 Sub Ball	④弹簧 Spring
ZPFPR	聚缩醛Polyacetal	聚缩醛Polyacetal	SUS440C(HRC55~)	SUS304
ZPFPRJ	聚缩醛Polyacetal	SUS440C(HRC55~)	SUS440C(HRC55~)	SUS304

参数对照表(Specifications)														
型式Part Number		D1	D2	L	S	L1	d	A	B	E	C	耐负载/load(N)		
Type	D											min.	min.-0.1mm	max.
ZPFPR	7	9	/	7.5	1.5	1	4.76	7.5	1	1.5	0.8	0	0.1	2
	9	11	8.4	10	1.7	1	5.56	7	1	2.5	1	0	0.2	4
	13	15	12.4	15	2.8	1	8.73	7	1.2	3	1	0	0.3	7
	15	17	14.7	16.5	3.5	1	10.3	8.5	1.5	3.5	1	0	0.3	11
	20	22	19.4	22.5	5.2	1.5	15.9	10.5	1.5	5.3	1	0	0.3	14
	24	26	23.4	29	6.6	1.5	19.1	13.5	1.5	6.4	1	0	0.3	21

- 滚轮型球头柱塞
- Roller Ball Plungers

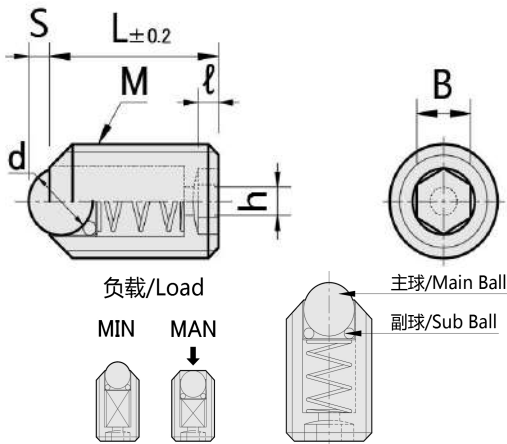
型号实例	型式 Type + M
例如	ZBPRM10

Part Number	Type + M
order	ZBPRM10



【!】采用主球与副球的结构设计，确保球头旋转顺畅。

【!】The combination structure of the main ball and the sub balls helps smooth rotation of the ball.



材质对照表 (Materials)				
型号 Type	材质Material			
	①主体 Main Body	②主球 Main Ball	③副球 Sub Ball	④弹簧 Spring
ZBPRM	SUS304	SUS440C(HRC55~)	SUS440C(HRC55~)	SUS304
ZBPRJ	SUS304	聚缩醛Polyacetal	SUS440C(HRC55~)	SUS304

参数对照表(Specifications)									
型式Part Number		d	S	L	ℓ	B	h	负载/load(N)	
Type	M(粗牙螺纹/Coarse)							min.	max.
ZBPRM	5	2.38	0.7	12	2	2.5	1.2	4.4	19.6
	6	3	0.8	13	2.5	3	1.5	8.1	29.6
	8	4	1.3	15	2.5	4	2	12.6	39.8
ZBPRJ	10	5	1.6	16	3	5	2.5	13.5	44.4
	12	7.1	2.3	20	3	6	3	16.1	46.9
	16	9.5	3.1	25	3	8	4	26.1	88.2

【!】前端部无扳手槽。仅为内六角孔安装。

【!】There is no wrench slot in the front end. Install for hexagon socket only.

【!】未进行防松动处理。

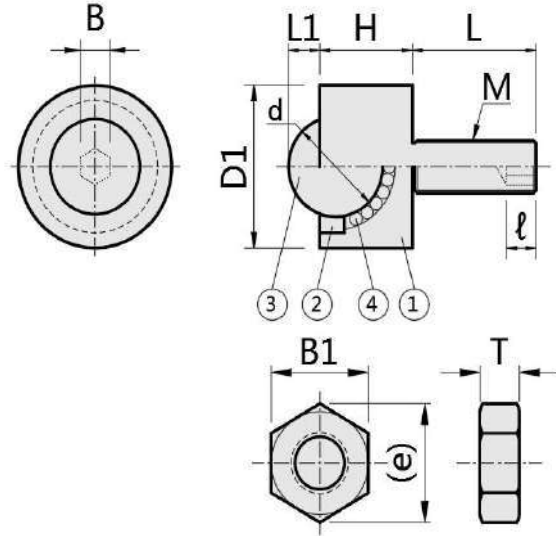
【!】No anti loosening treatment was carried out.



- 螺帽固定型钢珠滚轮
- Ball Rollers - Lock Nut, Flange Mount

型号实例	型式 Type + D1
例如	ZBCHN16

Part Number	Type + D1
order	ZBCHN16



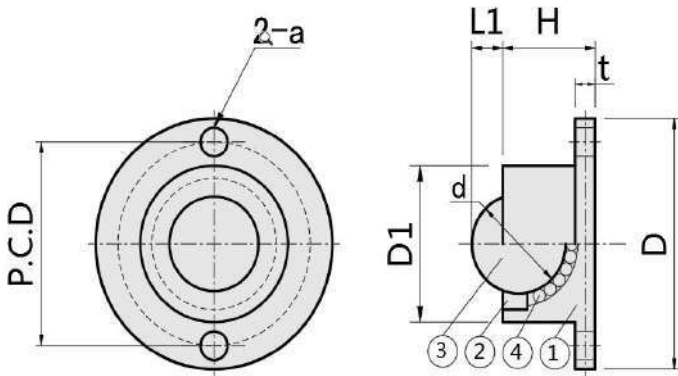
材质对照表 (Materials)				
型号 Type	材质Material			
	①主体 Main Body	②调整环 Spacer	③主球 Main Ball	④副球 Sub Ball
ZBCHN	SUS304	SUS304	SUS440C(HRC55~)	SUS440C (HRC55~)
ZBCHNJ	SUS304	SUS304	聚缩醛Polyacetal	

参数对照表(Specifications)												
型式Part Number		L1	H	M	L	d	B	ℓ	耐负载/load N(kgf)	螺母尺寸Nut Dimensions		
Type	D1									B1	(e)	T
ZBCHN	12	1.5	6.5	6	15	5.56	3	3.5	41(4.2)	10	11.5	5
	16	2.5	9.5	6	15	8.73	3	3.5	55(5.6)	10	11.5	5
	19	3.5	11.5	8	20	10.32	4	5	62(6.3)	13	15	6.5
ZBCHNJ	25	5.3	14.7	8	20	15.87	4	5	343(35)	13	15	6.5
	31	6.3	18.7	10	25	19.05	5	6	412(42)	17	19.6	8

- 法兰型钢珠滚轮
- Ball Rollers - Lock Nut, Flange Mount

型号实例	型式 Type + D
例如	ZBCHF27

Part Number	Type + D
order	ZBCHF27



材质对照表 (Materials)				
型号 Type	材质Material			
	①主体 Main Body	②调整环 Spacer	③主球 Main Ball	④副球 Sub Ball
ZBCHF	SUS304	SUS304	SUS440C(HRC55~)	SUS440C (HRC55~)
ZBCHFJ	SUS304	SUS304	聚缩醛Polyacetal	

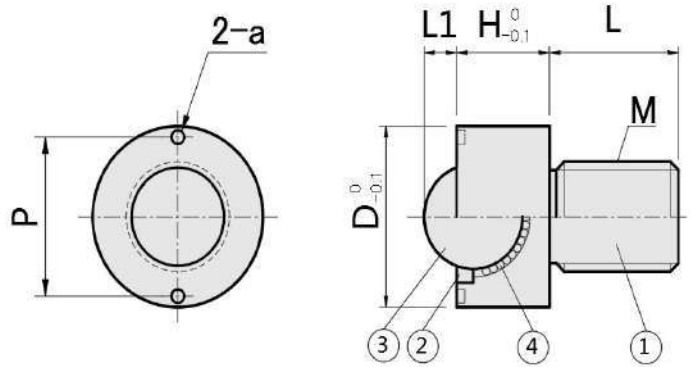
参数对照表(Specifications)									
型式Part Number		D1	L1	H	t	P.C.D	a	d	耐负载/load N(kgf)
Type	D								
ZBCHF	27	15	2.5	9.5	2	21	3.5	8.73	55(5.6)
	30	18	3.5	11.5	2	24	3.5	10.32	62(6.3)
	39	24	5.3	14.7	3	31.5	4.5	15.87	343(35)
ZBCHFJ	48	30	6.3	18.7	4	39	5.5	19.05	412(42)



- 圆螺栓型钢珠滚轮
- Ball Rollers - Round Head, Stud

型号实例	型式 Type + M
例如	ZBCHM10

Part Number	Type + M
order	ZBCHM10



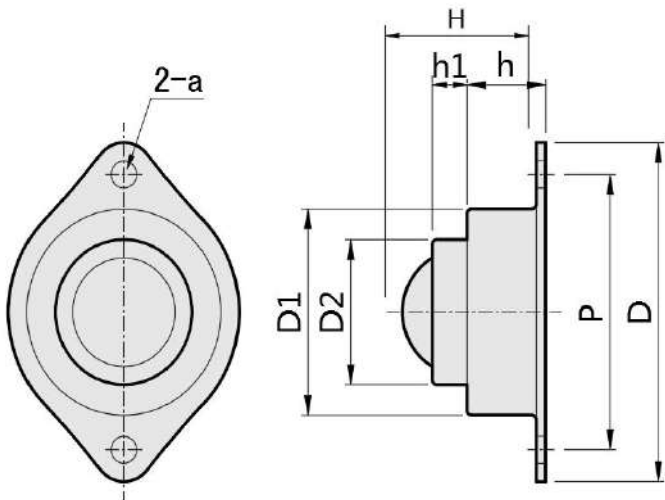
材质对照表 (Materials)				
型号 Type	材质Material			
	①主体 Main Body	②调整环 Spacer	③主球 Main Ball	④副球 Sub Ball
ZBCHM	SUS304	SUS304	SUS440C(HRC55~)	SUS440C (HRC55~)
ZBCHMJ	SUS304	SUS304	聚缩醛Polyacetal	(HRC55~)

参数对照表(Specifications)									
型式Part Number									耐负载/Load N(kgf)
Type	M	L	L1	H	D	d	a	P	
ZBCHM	10	12	2.5	10	18.5	8.73	2	15.4	55(5.6)
	12	15	3.5	11	22	10.32	2	18.5	62(6.3)
ZBCHMJ	16	20	5.3	15	27	15.87	2.5	24	343(35)
	20	25	6.3	18	33	19.05	2.5	29.6	412(42)

- 法兰型钢珠滚轮
- Ball Rollers-Flange Mounted

型号实例	型式 Type + D
例如	ZBCHY69

Part Number	Type + D
order	ZBCHY69



材质对照表 (Materials)				
型号 Type	材质Material			
	主体 Main Body	表面处理 Surface Treatment	①主球 Spacer	②副球 Main Ball
ZBCHY	SPCD	镀锌 Trivalent Chromate	轴承钢 SUJ2	轴承钢 SUJ2

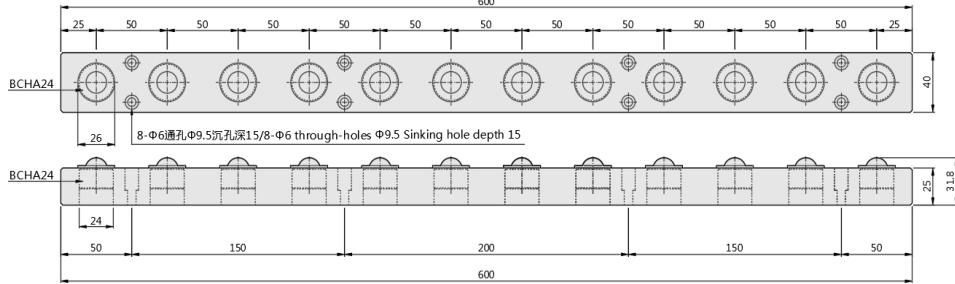
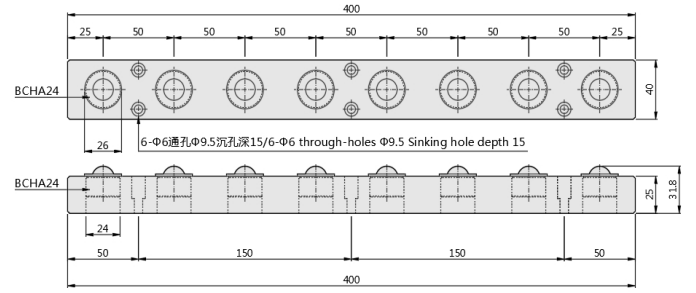
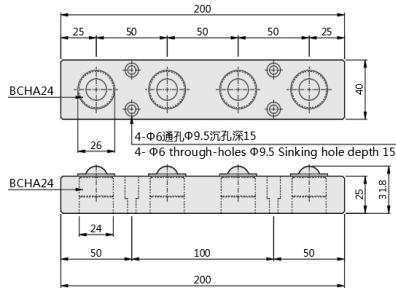
参数对照表(Specifications)								
型式Part Number								
Type	D	D1	D2	d	H	h	h1	P
ZBCHY	69	42	29.5	25.4	31	17	7.5	56



- 压入式钢珠滚轮组件
- Press-Fit-Ball Roller Units

型号实例	型式 Type + L
例如	ZBUHA200

Part Number	Type + L
order	ZBUHA200



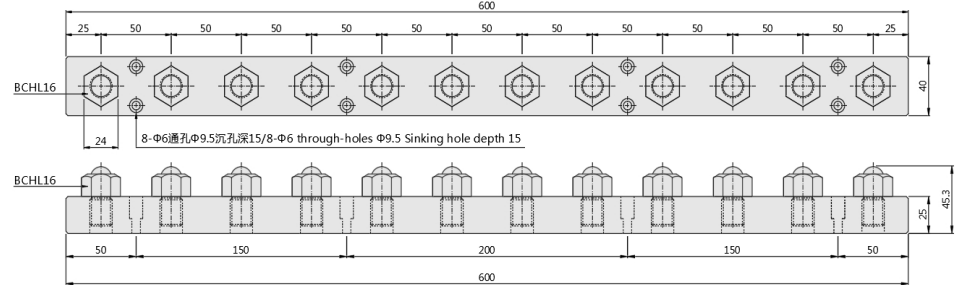
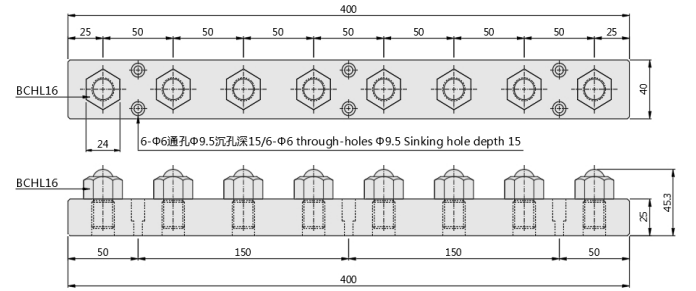
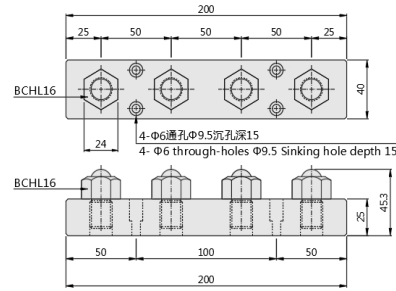
材质对照表 (Materials)						参数对照表 (Specifications)			单个钢珠滚轮的耐负载			
型号 Type	使用球头钢珠滚轮 Use ball-head steel ball rollers		材质 Material				型式 Part Number		滚轮数量 Number of Rollers	型号 Type		
	形状 Shape	型式 Part Numbe	主体 Main Body	调整环 Spacer	主球 Main Ball	副球 Sub Ball	型材 Frame	型号 Type		全长 Long	型号 Type	耐负载/Load N(kgf)
ZBUHA	压入型 Press Fit	ZBCHA24	SUS304	SUS304	SUS440C (HRC55 ~)	SUS440C (HRC55 ~)	A6063 Aluminum Alloy (铝本色阳极氧化处理)	ZBUHA	200	4	ZBUHA	343(35)
									400	8		
									600	12		



- 外六角型钢珠滚轮组件
- Hex Head-Ball Roller Units

型号实例	型式 Type + L
例如	ZBUHL200

Part Number	Type + L
order	ZBUHL200



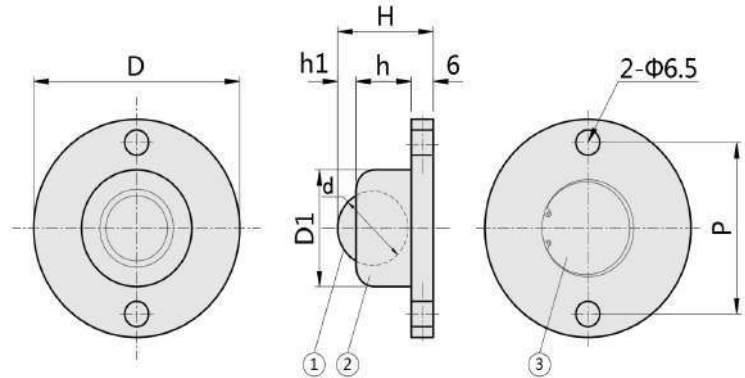
材质对照表 (Materials)						参数对照表 (Specifications)			单个钢珠滚轮的耐负载			
型号 Type	使用球头钢珠滚轮 Use ball-head steel ball rollers		材质 Material				型式 Part Number		滚轮数量 Number of Rollers	型号 Type		
	形状 Shape	型式 Part Numbe	主体 Main Body	调整环 Spacer	主球 Main Ball	副球 Sub Ball	型材 Frame	型号 Type		全长 Long	型号 Type	耐负载/Load N(kgf)
ZBUHL	六角螺栓型 Hex Head Stud	ZBCHL16	SUS304	SUS304	SUS440C (HRC55 ~)	SUS440C (HRC55 ~)	A6063 Aluminum Alloy (铝本色阳极氧化处理)	ZBUHL	200	4	ZBUHL	343(35)
									400	8		
									600	12		



- 切割法兰安装型钢珠滚轮
- Cutting flange mounting type steel ball

型号实例	型式 Type+NO.
例如	Z BCF50

Part Number	Type+NO.
order	Z BCF50



材质对照表 (Materials)

型号 Type	材质Material			
	①主球 Main Ball	②壳体 Shell	③主体 Main Body	④副球 Sub Ball
ZBCF	SUJ2	铝AL	SCM415	SUJ2

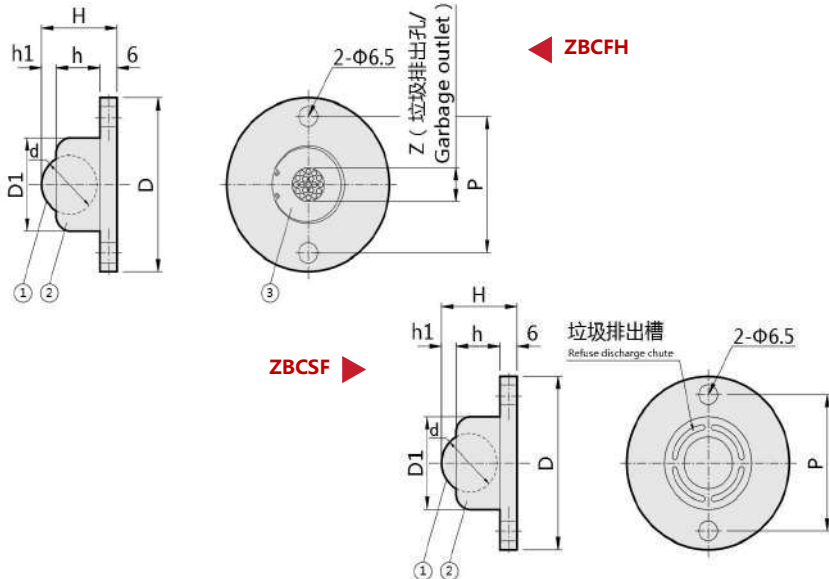
参数对照表(Specifications)

型式Part Number	D	D1	d	H	h	h1	P	耐负载/Load N(kgf)
Type	NO.							
ZBCF	50	56	30	19.05	26	15	44	588(60)
	120	66	42	25.4	36	23.5	54	1470(150)

- 带垃圾排出孔/槽法兰安装型滚
- Installation type roller with garbage discharge hole/groove flange

型号实例	型式 Type+NO.
例如	Z BCFH50

Part Number	Type+NO.
order	Z BCFH50



材质对照表 (Materials)

型号 Type	材质Material			
	①主球 Main Ball	②壳体 Shell	③主体 Main Body	④副球 Sub Ball
ZBCFH	SUJ2	铝AL	SCM415	SUJ2
ZBCSF	SUJ2	铝AL	SCM415	SUJ2

参数对照表(Specifications)

型式Part Number	D	D1	d	H	h	h1	P	Z	安装方向 Installation direction	垃圾排出孔 Garbage outlet	耐负载/Load N(kgf)
Type	NO.										
ZBCFH	50	56	30	19.05	26	15	5	44	所有方向 All directions	底部 Bottom	588(60)
	120	66	42	25.4	36	23.5	6.5	54			1470(150)
ZBCSF	50	56	30	19.05	26	15	5	44	滚珠向下用 The ball goes down	头部 Head	588(60)
	120	66	42	25.4	36	23.5	6.5	54			1470(150)



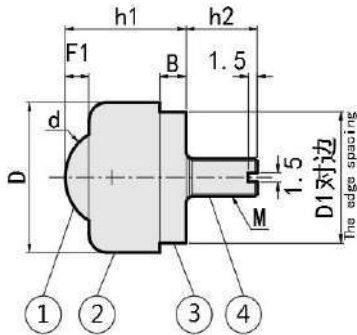
- 切削外螺纹安装型钢珠滚轮
- Ball roller with cutting male thread mounting type

型号实例	型式 Type+NO.
例如	Z BCBE50

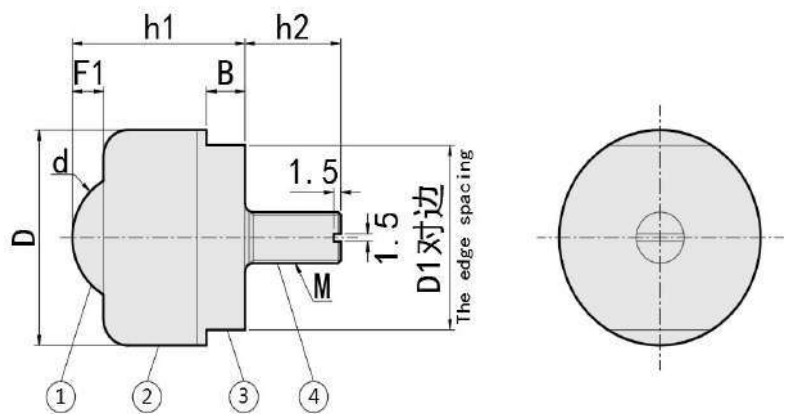
Part Number	Type+NO.
order	Z BCBE50

- 【!】 ZBCBE在上下方向和水平方向均可使用。
- 【!】 The ZBCBE can be used in both up and down directions as well as horizontal directions.
- 【!】 ZBCBE120的螺纹部无一字槽。
- 【!】 The thread part of ZBCBE120 has no slot.

ZBCBE10 / ZBCBE20



ZBCBE50 / ZBCBE120



材质对照表 (Materials)				
型号 Type	材质Material			
	①主球 Main Ball	②壳体 Shell	③主体 Main Body	④副球 Sub Ball
ZBCBE	SUJ2	SUM	SCM415	SUJ2

参数对照表 (Specifications)										
型式Part Number		D	D1	d	B	h1	h2	F1	M	耐负载/Load N(kgf)
Type	NO.									
ZBCBE	10	15	13	9.525	3.5	15	12	2.5	M6	147(15)
	20	24	21	15.875	4.5	20.5	12	4	M6	343(35)
	50	30	27	19.05	6	26	20	5	M8	588(60)
	120	42	36	25.4	8	36	20	6.5	M10	1470(150)



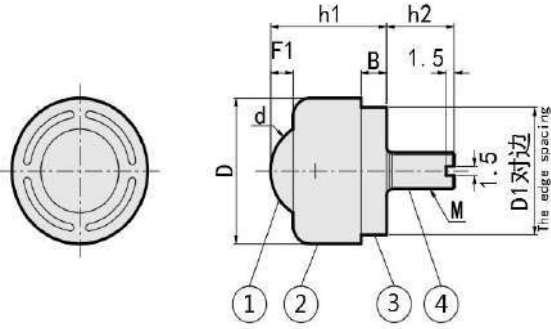
- 带垃圾排出槽切削外螺纹安装型
- Cutting external thread mounting type with garbage discharge groove

型号实例	型式 Type+NO.
例如	ZBCS20

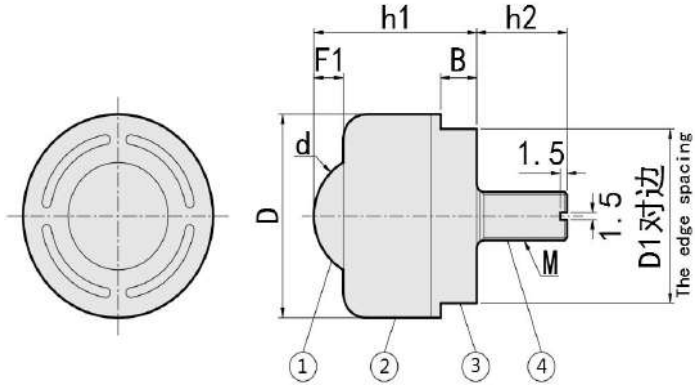
Part Number	Type+NO.
order	ZBCS20

- 【!】ZBCS在上下方向和水平方向均可使用。
- 【!】The ZBCS can be used in both up and down directions as well as horizontal directions.
- 【!】ZBCS120的螺纹部无一字槽。
- 【!】The thread part of ZBCS120 has no slot.

ZBCS20



ZBCS50 / ZBCS120



材质对照表 (Materials)				
型号 Type	材质Material			
	①主球 Main Ball	②壳体 Shell	③主体 Main Body	④副球 Sub Ball
ZBCS	SUJ2	SUM	SCM415	SUJ2

参数对照表(Specifications)											
型式Part Number		D	D1	d	B	h1	h2	F1	M	垃圾排出孔 Waste discharge hole	耐负载/Load N(kgf)
Type	NO.										
ZBCS	20	24	21	15.875	4.5	20.5	12	4	M6	头部 Head	343(35)
	50	30	27	19.05	6	26	20	5	M8		588(60)
	120	42	36	25.4	8	36	20	6.5	M10		1470(150)



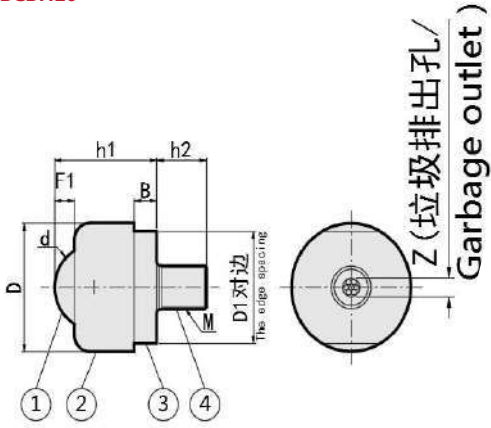
- 带垃圾排出孔切削外螺纹安装型滚轮
- Cutting male thread mounting type with garbage discharge hole

型号实例	型式 Type+NO.
例如	Z BCBH20

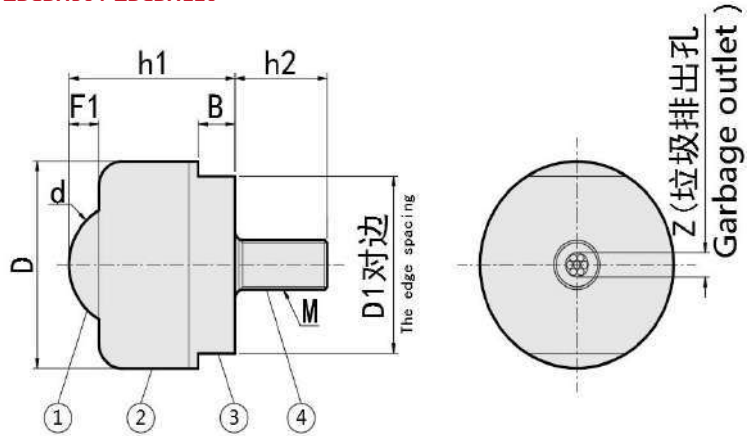
Part Number	Type+NO.
order	Z BCBH20

- 【!】 ZBCBH在上下方向和水平方向均可使用。
- 【!】 ZBCBH can be used in both up and down directions as well as horizontally.

ZBCBH20



ZBCBH50 / ZBCBH120



材质对照表 (Materials)				
型号 Type	材质Material			
	①主球 Main Ball	②壳体 Shell	③主体 Main Body	④副球 Sub Ball
ZBCBH	SUJ2	SUM	SCM415	SUJ2

参数对照表(Specifications)											
型式Part Number	D	D1	d	B	h1	h2	F1	M	Z	垃圾排出孔 Waste discharge hole	耐负/Load N(kgf)
Type	NO.									螺纹部 Ministry of thread	
ZBCBH	20	24	21	15.875	4.5	20.5	10	4	M8	3.5	343(35)
	50	30	27	19.05	6	26	10	5	M8	3.5	588(60)
	120	42	36	25.4	8	36	20	6.5	M10	5	1470(150)



止动螺丝系列

Stopper Screw



ZHENGCHEN HARDWARE

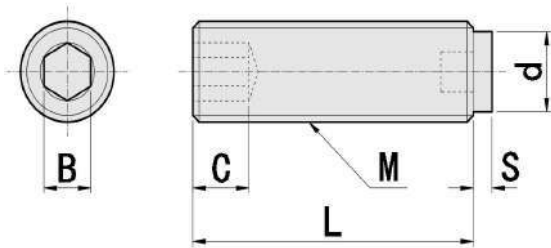


- 内六角紧定止动螺丝
- Hex Socket Set Screws

型号实例	型式 Type+M-L
例如	ZSBPP3-6

Part Number	Type+M-L
order	ZSBPP3-6

材质对照表 (Materials)					
型号 Type	螺栓Screw		挡块Stopper		
	材质 Material	表面处理 Surface Treatment	材质 Material	颜色 Coller	硬度 Hardness
ZSBPP	SCM435	发黑Black Oxide	聚缩醛Polyacetal	白色White	/
ZSBPCP	SCM435	发黑Black Oxide	黄铜Brass	/	/
ZSBCT	SCM435	发黑Black Oxide	聚氨酯Urethane	黑色Black	肖氏Shore A70
ZSBPPS	SUS304	/	聚缩醛Polyacetal	白色White	/
ZSBPCPS	SUS304	/	黄铜Brass	/	/
ZSBCTS	SUS304	/	聚氨酯Urethane	黑色Black	肖氏Shore A70



参数对照表(Specifications)														
Type	型式Part Number							S	d	B	C			
	M	L												
ZSBPP	3	5	6	8	10	12	16	20	0.5	1.5	1.5	2		
	4	6	8	10	12	16	20		1	2	2	2.5		
ZSBPCP	5	8	10	12	16	20	25		1	3	2.5	3		
ZSBCT	6	8	10	12	16	20	25	30	40	50	1	4	3	3.5
ZSBPPS	8	10	12	16	20	25	30	40	50	60	2	6	4	5
ZSBPCPS	10	12	16	20	25	30	40	50	60	80	2	8	5	6
ZSBCTS	12	16	20	25	30	40	50	60	80	100	2	10	6	8



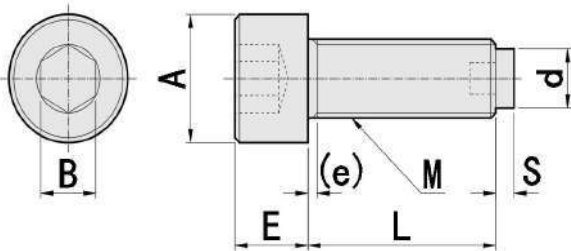
- 内六角杯头止动螺丝
- Socket Head Cap Screws with Soft Point

型号实例	型式 Type+M-L
例如	ZCBPP3-10

Part Number	Type+M-L
order	ZCBPP3-10

材质对照表 (Materials)				
型号 Type	螺栓Screw		挡块Stopper	
	材质 Material	表面处理 Surface Treatment	材质 Material	颜色 Coller
ZCBPP	SCM435	发黑Black Oxide	聚缩醛Polyacetal	白色White
ZCBCP	SCM435	发黑Black Oxide	黄铜Brass	/
ZCBPPS	SUS304	/	聚缩醛Polyacetal	白色White
ZCBCPS	SUS304	/	黄铜Brass	/

参数对照表(Specifications)										
Type	型式Part Number									
	M	L				A	E	S	d	B
ZCBPP	3	10	15	20	5.5	3	0.5	1.5	2.5	0.5
	4	10	15	20	7	4	1	2	3	0.6
ZCBCP	5	15	20	30	8.5	5	1	3	4	0.6
ZCBPPS	6	15	20	30	10	6	1	4	5	0.7
ZCBCPS	8	20	30	40	13	8	2	6	6	1

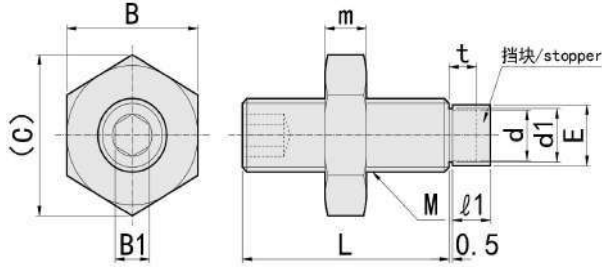




- 套头止动螺栓
- Socket stop bolt

型号实例	型式 Type+M-L
例如	ZUSS4-10

Part Number	Type+M-L
order	ZUSS4-10



材质对照表 (Materials)								
型号 Type	螺栓Screw			挡块Stopper			六角螺帽Hex Nut	
	材质 Material	强度 Strength Class	表面处理 Surface Treatment	材质 Material	颜色 Coller	硬度 Hardness	材质 Material	表面处理 Surface Treatment
ZUSS	SCM435	10.9	镀锌Trivalent Chromate	聚氨酯 Urethane	黑色 Black	肖氏A90 Shore A90	SS400	镀锌Trivalent Chromate
ZUSUS	SUS304	/	/				SUS304	/
ZPUSS	SCM435	10.9	镀锌Trivalent Chromate	聚缩醛 Polyacetal	白色 White	/	SS400	镀锌Trivalent Chromate
ZSPUS	SUS304	/	/				SUS304	/

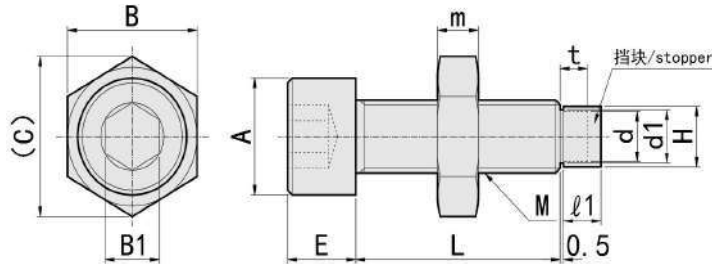
参数对照表(Specifications)																		
		型式Part Number						l1	d	E	d1	t	B	B1	(C)	m		
Type	M	L																
ZUSS ZUSUS ZPUSS ZSPUS	4	10	15	20	25	30	35	4.5	1.6	3.1	2.1	3	7	2	8.1	2.4		
	5	10	15	20	25	30	35	40	4.5	2.2	4	2.6	3	8	2.5	9.2	3.2	
	6	15	20	25	30	35	40	45	50	60	4.5	2.6	4.8	3	10	3	11.5	3.6
	8	25	30	35	40	45	50	60	5.5	5.1	6.5	5.5	4	13	4	15	5	
	10	30	35	40	45	50	60	70	5.5	6.9	8.3	7.3	4	17	5	19.6	6	
	12	30	40	50	60	70			6	8	10	8.6	4.5	19	6	21.9	7	



- 杯头内六角套头止动螺栓
- Stopper Bolts with Bumpers--Hexagon Socket Head Cap Screw

型号实例	型式 Type + M - L
例如	ZUUSCB4-10

Part Number	Type + M - L
order	ZUUSCB4-10



材质对照表 (Materials)					
型号 Type	螺栓Screw	挡块Stopper			六角螺帽Hex Nut
	材质 Material	材质 Material	颜色 Coller	硬度 Hardness	材质 Material
ZUUSCB	SUS304	聚氨酯Urethane	黑色Black	肖氏Shore A90	SUS304
ZPSCB	SUS304	聚缩醛Polyacetal	白色White	/	SUS304

参数对照表(Specifications)																	
		型式Part Number					A	E	H	B	(C)	B1	d1	d	l1	t	m
Type	M	L															
ZUUSCB ZPSCB	4	10	12	15	20	7	4	3.1	7	8.1	3	2.1	1.6	4.5	3	2.4	
	5	12	15	20	25	8.5	5	4	8	9.2	4	2.6	2.2	4.5	3	3.2	
	6	15	20	25	30	10	6	4.8	10	11.5	5	3	2.6	4.5	3	3.6	
	8	20	25	30	40	13	8	6.5	13	15	6	5.5	5.1	5.5	4	5	
	10	25	30	40	50	16	10	8.3	17	19.6	8	7.3	6.9	5.5	4	6	



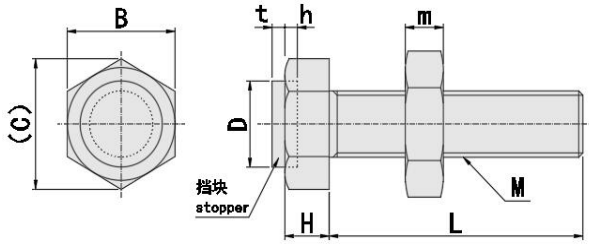
■ 外六角螺栓型止动螺栓

■ Stopper Bolts with Bumpers - Standard, Straight Shape

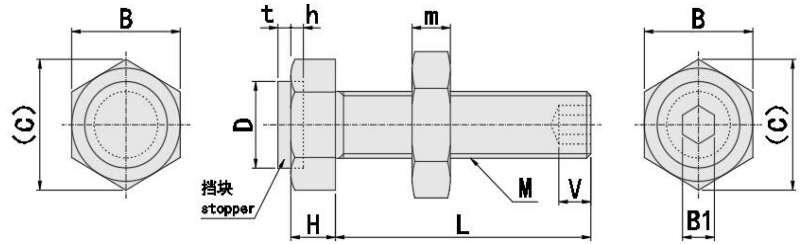
型号实例	型式 Type+M-L
例如	ZUST3-16

Part Number	Type+M-L
order	ZUST3-16

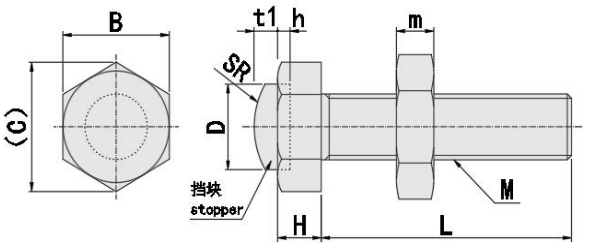
ZUST / ZSUST / ZLUST / ZPUST / ZPSST / ZUSTS / ZSSTS



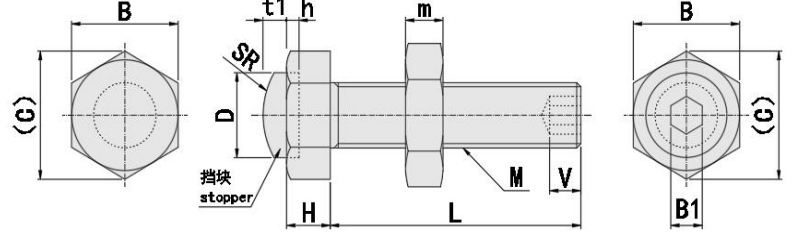
ZUSTH / ZSUSTH / ZPUSTH / ZPSSTH



ZUSRT / ZSUSRT



ZUSTRH / ZSUSRTH



材质对照表 (Materials)

型号Type		螺栓Screw			挡块Stopper			六角螺帽Hex Nut			
标准型	内六角孔型	材质Material	强度Strength Class	表面处理Surface Treatment	材质Material	颜色Coller	硬度Hardness	材质Material	表面处理Surface Treatment		
直杆型Straight Shape	SR型SR Shape									直杆型Straight Shape	SR型SR Shape
ZUST	ZUSRT	ZUSTH	ZUSRTH	SCM435	10.9	镀锌Galvanized	聚氨酯Urethane	黑色Black	肖氏A90 Shore A90	SS400	镀锌Galvanized
ZSUST	ZSUSRT	ZSUSTH	ZSUSRTH	SUS304	/	/				SUS304	/
ZLUST	/	/	/	SCM435	10.9	镀锌Galvanized	低回弹聚氨酯Low Repulsion Urethane	灰色Gray	肖氏A70 Shore A70	SS400	镀锌Galvanized
ZPUST	/	ZPUSTH		SCM435	10.9	镀锌Galvanized	聚缩醛Polyacetal	白色White	/	SS400	镀锌Galvanized
ZPSST	/	ZPSSTH		SUS304	/	/				SUS304	/
ZUSTS	/	/	/	SCM435	10.9	镀锌Galvanized	硅橡胶Silicon	浅灰色Light Gray	肖氏A70 Shore A70	SS400	镀锌Galvanized
ZSSTS	/	/	/	SUS304	/	/	硅橡胶Silicon	浅灰色Light Gray	肖氏A70 Shore A70	SUS304	/

参数对照表(Specifications)

型式Part Number												D	B	(C)	H	h	t	t1	m	V	B1	SR											
Type	M	L																															
ZUST	ZUSRT	3	16	20	25	30	35	40															3.5	5.5	6.4	2	0.7	1.5	2	1.8	/	/	3.5
ZSUST	ZSUSRT	4	16	20	25	30	35	40															5	7	8.1	2.8	1.5	1.5	2.2	2.4	2.2	2	5
ZLUST	ZUSTH	5	16	20	25	30	35	40	45	50													6	8	9.2	3.5	1.5	1.5	2.3	3.2	2.8	2.5	6
ZPUST	ZSUSTH	6	20	25	30	35	40	45	50	60													8	10	11.5	4	2	2	2.6	3.6	3	3	8
ZPSST	ZPUSTH	8	20	25	30	35	40	45	50	60													10	13	15	5.5	2	2	2.8	5	4	4	10
ZUSRT	ZPSSTH	10	20	25	30	35	40	45	50	60	70												13	17	19.6	7	2	2	3.2	6	5	5	13
ZSSTS	ZUSRTH	12	30	40	50	60	70																15	19	21.9	8	2	2	3.5	7	/	/	15

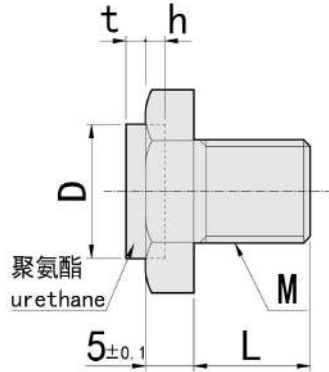
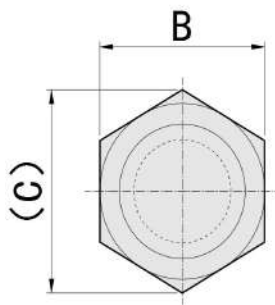


- 聚氨酯螺纹止动销
- Threaded Stop Pins with Urethane Cap

型号实例	型式 Type + B
例如	ZUSTEH5.5

Part Number	Type + B
order	ZUSTEH5.5

材质对照表 (Materials)						
型号 Type	螺栓Screw			挡块Stopper		
	材质 Material	硬度 Hardness	表面处理 Surface Treatment	材质 Material	颜色 Coller	硬度 Hardness
ZUSTEH	SCM435	46~50HRC	镀镍 Nickel Plating	聚氨酯 urethane	黑色Black	肖氏A90 shore A90
ZUSSTEH	SUS304	/	/	聚氨酯 urethane	黑色Black	肖氏A90 shore A90



参数对照表(Specifications)							
型式Part Number		M	t	h	L	D	(C)
Type	B						
ZUSTEH ZUSSTEH	5.5	3	1.5	0.7	5	3.5	6.4
	7	4	1.5	1.5	5	5	8.1
	8	5	1.5	1.5	6	6	9.2
	10	6	2.0	2.0	6	8	11.5
	13	8	2.0	2.0	10	10	15
	14	8	2.0	2.0	10	10	16.2
	17	10	2.0	2.0	12	13	19.6
	19	12	2.0	2.0	15	15	21.9



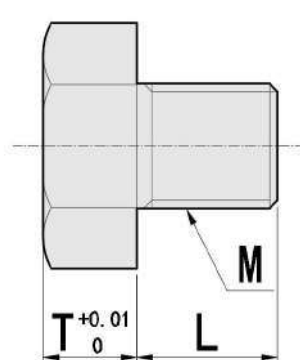
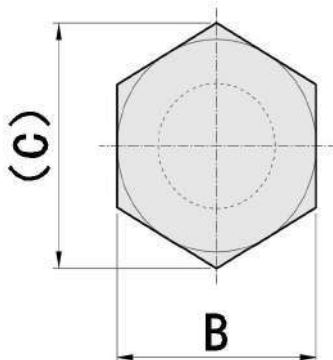
- 螺纹型止动销
- Stop Pins - Screw Type

型号实例	型式 Type + B
例如	ZSTEHN5.5A

Part Number	Type + B
order	ZSTEHN5.5A

材质对照表 (Materials)			
型号 Type	材质 Material	硬度 Hardness	表面处理 Surface Treatment
ZSTEHN	SCM435	46~50HRC	镀镍 Nickel Plating
ZSSTEH	SUS440C	50~55HRC	/

参数对照表(Specifications)					
型式Part Number		T	M	L	(C)
Type	B				
ZSTEHN ZSSTEH	5.5A	3	3	5	6.4
	5.5	5	3	5	6.4
	7	5	4	5	8.1
	8	5	5	6	9.2
	10	5	6.0	6	11.5
	10B	8	6.0	9	11.5
	13	5	8.0	10	15
	13A	8	8.0	10	15
	13B	8	8	12	15
	14	5	8	10	16.2
	14A	8	8	10	16.2
	14B	8	8	12	16.2
	17	5	10	12	19.6
	17A	8	10	12	19.6
	17B	8	10	15	19.6
	19	5	12	15	21.9
	19A	8	12	15	21.9
	19B	8	12	18	21.9





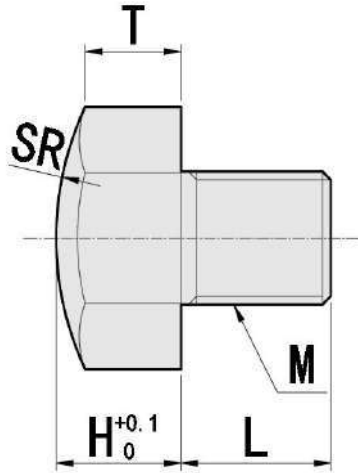
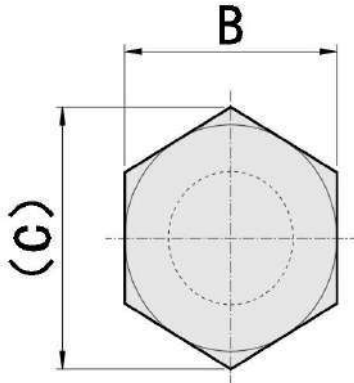
- 球面止动销
- Stop Pins - Spherical Type

型号实例	型式 Type + B
例如	ZBSTEH5.5

Part Number	Type + B
order	ZBSTEH5.5

材质对照表 (Materials)			
型号Type	材质Material	硬度Hardness	表面处理Surface Treatment
ZBSTEH	SCM435	46~50HRC	镀镍 Nickel Plating
ZSBTEH	SUS440C	55~50HRC	/

参数对照表(Specifications)							
型式Part Number		H	M	L	(C)	T	SR
Type	B						
ZBSTEH ZSBTEH	5.5	5	3	5	6.4	4.3	7.5
	7	5	4	5	8.1	4	8.5
	8	5	5	6	9.2	3.9	10
	10	8	6	6	11.5	6.5	12
	10B	8	6.0	9	11.5	6.5	12
	13	8	8.0	10	15	6.1	16
	14	8	8.0	10	16.2	6.1	18
	14B	8	8.0	12	16.2	6.1	18
	17	10	10	12	19.6	7.7	22
	19	10	12	15	21.9	7.5	25
	19B	10	12	18	21.9	7.5	25



- 压入型止动销
- Press-Fit Stop Pins

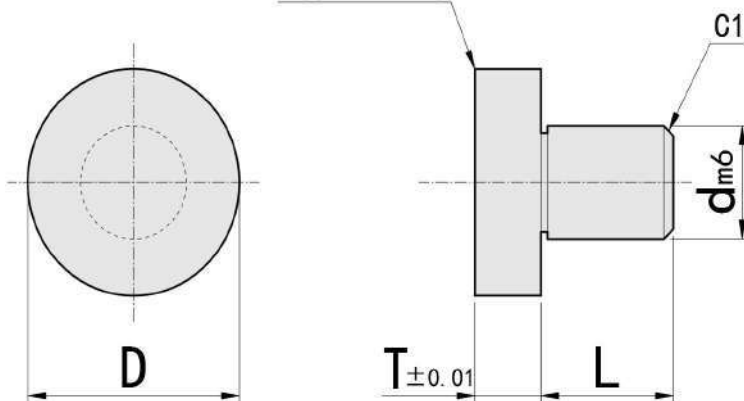
型号实例	型式 Type+D-d
例如	ZSTMH5-3

Part Number	Type+D-d
order	ZSTMH5-3

材质对照表 (Materials)			
型号Type	材质Material	硬度Hardness	表面处理Surface Treatment
ZSTMH	S45C	46~50HRC	镀镍 Nickel Plating
ZSSTMH	SUS440C	50~55HRC	/

参数对照表(Specifications)					
型式Part Number		dm6		L	T
Type	D				
ZSTMH ZSSTMH	5	3	+0.008 +0.002	5	5
	5A			7	5
	5B			5	3
	6	4	+0.012 +0.004	6	5
	6A			9	5
	6B			6	3
	8	5	+0.012 +0.004	8	5
	8A			12	5
	8B			8	3
	10	6	+0.012 +0.004	8	5
	10A			12	5
	10B			8	3
	12	8	+0.015 +0.006	10	5
	12A			15	5
	16			10	5
	16A	15	5		
	18	10	+0.015 +0.006	12	5
	18A			18	5
	20			16	5
	20A	12	+0.018 +0.007	24	5

微倒角
Slight chamfering



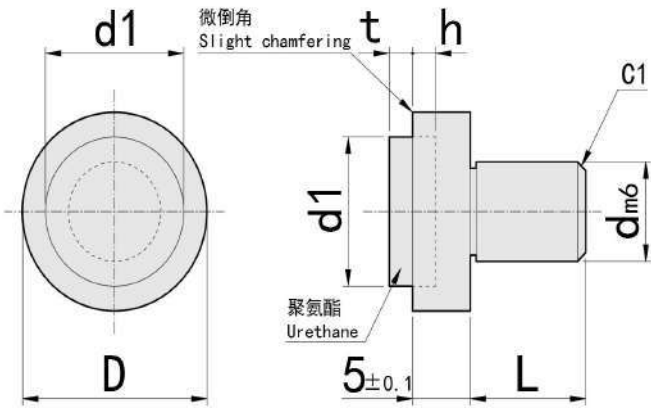


- 带聚氨酯压入型止动销
- Press-Fit Stop Pins with Urethane Cap

型号实例	型式 Type + D
例如	ZUSTMH5

Part Number	Type + D
order	ZUSTMH5

材质对照表 (Materials)						
型号 Type	材质 Material	硬度 Hardness	表面处理 Surface Treatment	挡块Stopper		
				材质 Material	颜色 Coller	硬度 Hardness
ZUSTMH	SCM435	46~50HRC	镀镍 Nickel Plating	聚氨酯 Urethane	黑色 Black	肖氏A90 Shore A90
ZUSSTMH	SUS440C	50~55HRC	/	聚氨酯 Urethane	黑色 Black	肖氏A90 Shore A90



参数对照表(Specifications)								
型式Part Number		dm6		t	h	L	d1	适用压入用轴承 Collar for Press-Fitting
Type	D							
ZUSTMH ZUSSTMH	5	3	+0.008 +0.002	1.5	0.7	5	3	NCLB3-6-10
	6	4	+0.012 +0.004	1.5	1.5	6	4	NCLB4-8-10
	8	5		1.5	1.5	8	6	NCLB5-10-10
	10	6	2.0	2.0	8	8	NCLB8-12-10	
	12	8	+0.015 +0.006	2.0	2.0	10	10	NCLB10-16-10
	16	8	2.0	2.0	10	12	NCLB10-20-10	
	18	10	+0.018 +0.007	2.0	2.0	12	13	NCLB12-20-10
	20	12	2.0	2.0	16	15	NCLB16-20-10	

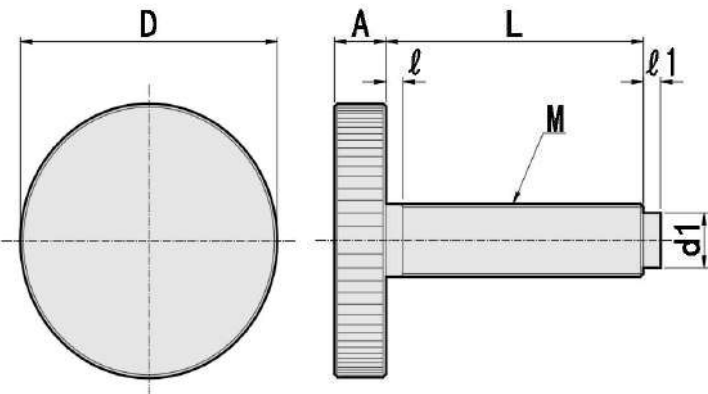


- 带垫块压纹旋钮
- Knurled Knobs with Tip Pad

型号实例	型式 Type + M - L
例如	ZNOOSP3-6

Part Number	Type + M - L
order	ZNOOSP3-6

材质对照表 (Materials)				
型号 Type	主体Body		块Pad	
	材质 Material	表面处理 Surface Treatment	材质 Material	颜色 Coller
ZNOOSP	SUS303	发纹处理 Brushed Finish	聚缩醛 Polyacetal	白色 White
ZNOOSC	SUS303	发纹处理 Brushed Finish	黄铜 Brass	/



参数对照表(Specifications)									
型式Part Number		A	D	d1	l	l1			
Type	M						L		
ZNOOSP ZNOOSC	3	6	10	2.5	12	1.5	1	0.5	
	4	6	10	16	3.5	16	2	1	
	5	10	16	20	4	20	3	1	
	6	10	16	20	25	30	5	24	4
	8	16	20	25	30	30	6	30	6
	10	20	25	30	40	40	8	36	8

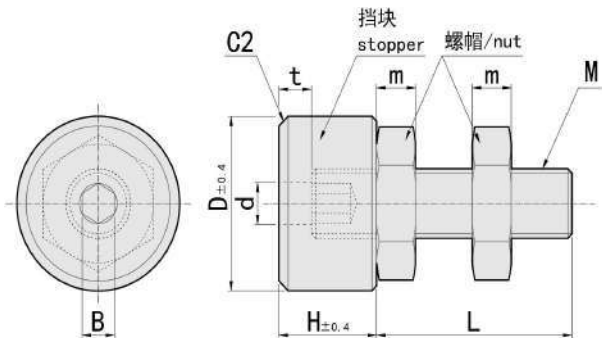


- 头部内六角孔型 MC尼龙止动螺栓
- Stopper Screws - Head Hexagon Socket, MC Nylon

型号实例	型式 Type + M - L
例如	ZUNAHM4-10

Part Number	Type + M - L
order	ZUNAHM4-10

材质对照表 (Materials)							
型号 Type	螺栓Screw			挡块Stopper		六角螺帽Hex Nut	
	材质 Material	强度 Strength Class	表面处理 Surface Treatment	材质 Material	颜色 Coller	材质 Material	表面处理 Surface Treatment
ZUNAHM	SCM435	8.8	镀锌 Galvanized	MC尼龙 MC Nylon	蓝色 Blue	SS400	镀锌 Galvanized



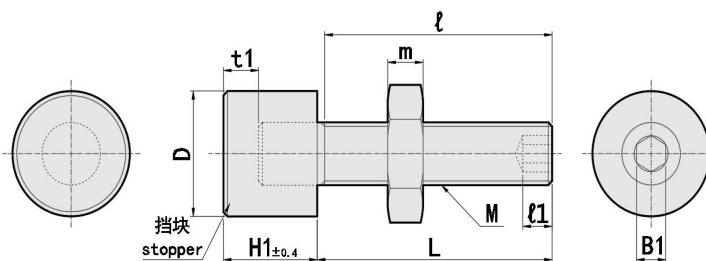
参数对照表(Specifications)													
		型式Part Number						t	D	d	B	H	m
Type	M	L											
ZUNAHM	4	10	15	20	25	30	3	10	2.4	2	7	2.4	
	5	15	20	25	30	40	4	12	3	2.5	9	3.2	
	6	15	20	25	30	40	50	4	15	3.5	3	10	3.6
	8	25	30	40	50			5	20	4.7	4	13	5
	10	30	40	50				5	25	6	5	15	6
	12	30	40	50				6	30	7	6	18	7
	16	30	40	50			6	40	9.5	8	22	10	



- 前端内六角孔型聚氨酯止动螺栓
- Compacted Indexing Plungers-Return Type

型号实例	型式 Type+M-L
例如	ZUNBH3-10

Part Number	Type+M-L
order	ZUNBH3-10



材质对照表 (Materials)								
型号Type	螺栓Stopper			挡块Stopper			六角螺帽hex Nut	
	材质 Material	强度 Strength Class	表面处理 Surface Treatment	材质 Material	颜色 Coller	硬度 Hardness	材质 Material	表面处理 Surface Treatment
ZUNBH	SCM435	10.9	镀锌 Trivalent Chromate	聚氨酯 Urethane	黑色 Black	肖氏A90 Shore A90	SS400	镀锌 Trivalent Chromate
ZUNBHH	SCM435	10.9	镀锌 Trivalent Chromate	聚氨酯 Urethane	蓝色 Blue	肖氏A70 Shore A70	SS400	镀锌 Trivalent Chromate

参数对照表(Specifications)															
		型式Part Number						t1	D	B1	H1	ℓ	m	ℓ1	
Type	M	L													
ZUNBH ZUNBHH	3	10	15					4	7.5	/	14	全螺纹Full Thread	1.8	1.8	
	4	10	15	20	25	30		4	10	2	14	全螺纹Full Thread	2.4	2.2	
	5	15	20	25	30	40		5	12.5	2.5	15	全螺纹Full Thread	3.2	2.8	
	6	15	20	25	30	40	50		5	15	3	15	全螺纹Full Thread	3.6	3
	8	25	30	40	50	60			6	20	4	16	全螺纹Full Thread	5	4
	10	30	40	50	60	70			6	25	5	16	全螺纹Full Thread	6	5

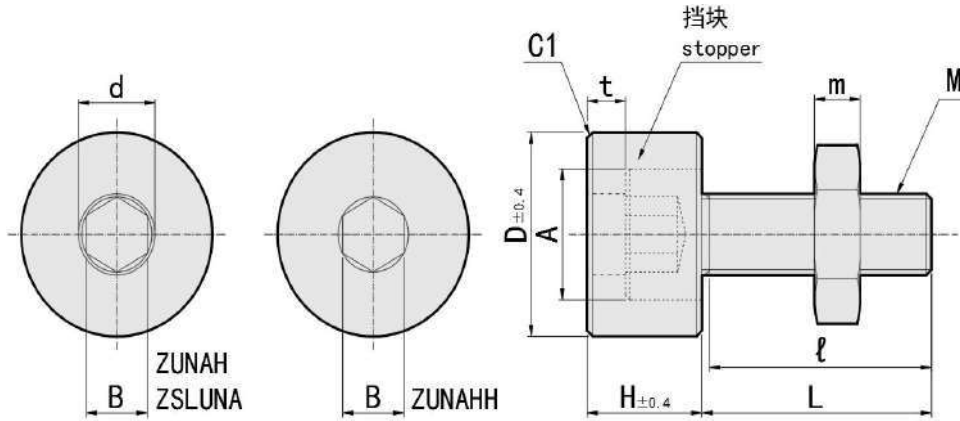


- 头部内六角孔型聚氨酯止动螺栓
- Stopper Bolts with Bumpers - Hexagon Socket Head

型号实例	型式 Type + M - L
例如	ZUNAH3-10

Part Number	Type + M - L
order	ZUNAH3-10

- [!] 挡块部分略有毛刺，不影响使用。
- [!] There is a slight burr on the block, which does not affect the use
- [!] SLUNA不适用()内的L尺寸。
- [!] L sizes in () are not available for SLUNA.
- [!] 带*符号的L尺寸的ℓ为()内的尺寸。
- [!] Check ℓ dimension (thread length) for *marked L dimension is in ().



材质对照表 (Materials)								
型号 Type	螺栓Screw			挡块Stopper			六角螺帽Hex Nut	
	材质 Material	强度 Strength Class	表面处理 Surface Treatment	材质 Material	颜色 Collor	硬度 Hardness	材质 Material	表面处理 Surface Treatment
ZUNAH	SCM435	10.9	镀锌 Trivalent Chromate	聚氨酯 Urethane	黑色 Black	肖氏A90 shore A90	SS400	镀锌 Trivalent Chromate
ZUNAHH	SCM435	10.9	镀锌 Trivalent Chromate	聚氨酯 Urethane	蓝色 Blue	肖氏A70 shore A70	SS400	镀锌 Trivalent Chromate
ZSLUNA	SUS304	/	/	低回弹聚氨酯 Low Repulsion Urethane	灰色 Gray	肖氏A70 shore A70	SUS304	/

参数对照表(Specifications)												
型式Part Number												
Type	M	L								ℓ	m	
ZUNAH ZSLUNA	3	10	15								全螺纹Full Thread	1.8
	4	10	15	20	* (25)	* (30)					全螺纹Full Thread/(22)	2.4
	5	10	15	20	25	* (30)	* (40)				全螺纹Full Thread/(24)	3.2
	6	10	15	20	25	30	* 40	* (50)			全螺纹Full Thread/(26)	3.6
	8	10	15	20	25	30	* 40	* 50	* (60)		全螺纹Full Thread/(30)	5
	10	10	15	20	25	30	40	* 50	* (60)	* (70)	全螺纹Full Thread/(34)	6
	12	15	20	25	30	40					全螺纹Full Thread	7
	16	20	25	30	40						全螺纹Full Thread	10

参数对照表(Specifications)												
型式Part Number												
Type	M	L								ℓ	m	
ZUNAHH	3	10	15								全螺纹Full Thread	1.8
	4	10	15	20	* 25	* 30					全螺纹Full Thread/(22)	2.4
	5	15	20	25	* 30	* 40					全螺纹Full Thread/(24)	3.2
	6	15	20	25	30	* 40	* 50				全螺纹Full Thread/(26)	3.6
	8	25	30	* 40	* 50	* 60					全螺纹Full Thread(30)	5
	10	30	40	* 50	* 60	* 70					全螺纹Full Thread/(34)	6



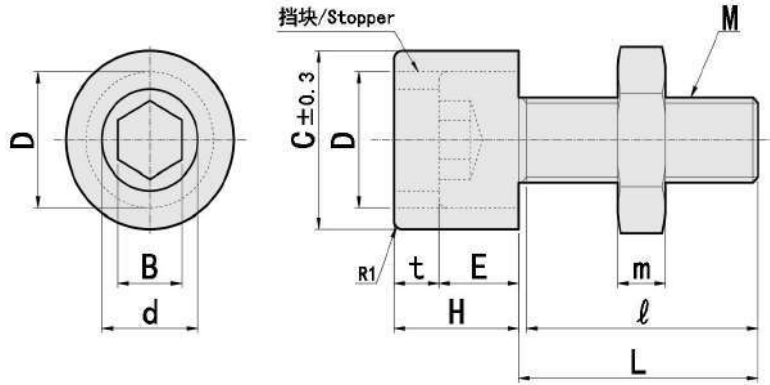
- 带低弹性橡胶内六角头螺栓
- Hex socket head cap screws with low elastic rubber head

型号实例	型式 Type + M - L
例如	ZUNSTH4-10

Part Number	Type + M - L
order	ZUNSTH4-10

【!】带*符号的L尺寸的ℓ为()内的尺寸

【!】L dimension for *marked L dimension is in ().



材质对照表 (Materials)					
型号 Type	螺栓Screw	挡块Stopper			螺母Nut
	材质 Material	材质 Material	颜色 Coller	硬度 Hardness	材质 Material
ZUNSTH	SUS304	低弹性橡胶(HANENAITO®RGP-60L) Low Elastic Rubber(Hanenaito® RGP-60L)	黑色 Black	肖氏A57 Shore A57	SUS304

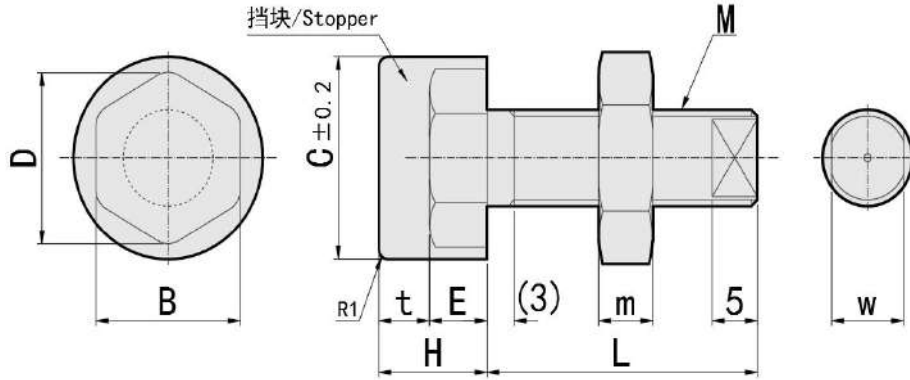
参数对照表(Specifications)													
型式Part Number		L	t	C	D	d	B	H	E	冲级吸收量(kgf) Withstand Load	耐负载(kgf-cm) Shock Absorption Amount	m	ℓ
Type	M												
ZUNSTH	4	10 15 20 *30	4.2	11	7	5	3	8.2	4	0.055	2.4	3.2	全螺纹Full Thread (22)
	5	15 20	4.5	13	8.5	7	4	9.5	5	0.072	3	4	全螺纹Full Thread
	6	15 20 25 30 *40	5	18	10	8	5	11	6	0.197	7.4	5	全螺纹Full Thread (26)
	8	25 30	5.7	20	13	9	6	13.7	8	0.272	8.8	6.5	全螺纹Full Thread
	10	30 40 *50	5.6	25	16	12	8	15.6	10	0.444	14.4	8	全螺纹Full Thread (34)



- 带低弹性橡胶螺栓
- Bolts with low elastic rubber head

型号实例	型式 Type+M-L
例如	ZUNST3-10

Part Number	Type+M-L
order	ZUNST3-10



材质对照表 (Materials)					
型号 Type	螺栓Screw	挡块Stopper			螺母Nut
	材质 Material	材质 Material	颜色 Coller	硬度 Hardness	材质 Material
ZUNST	SUS304	低弹性橡胶(HANENAITO®RGP-60L) Low Elastic Rubber(Hanenaito® RGP-60L)	黑色 Black	肖氏A57 Shore A57	SUS304

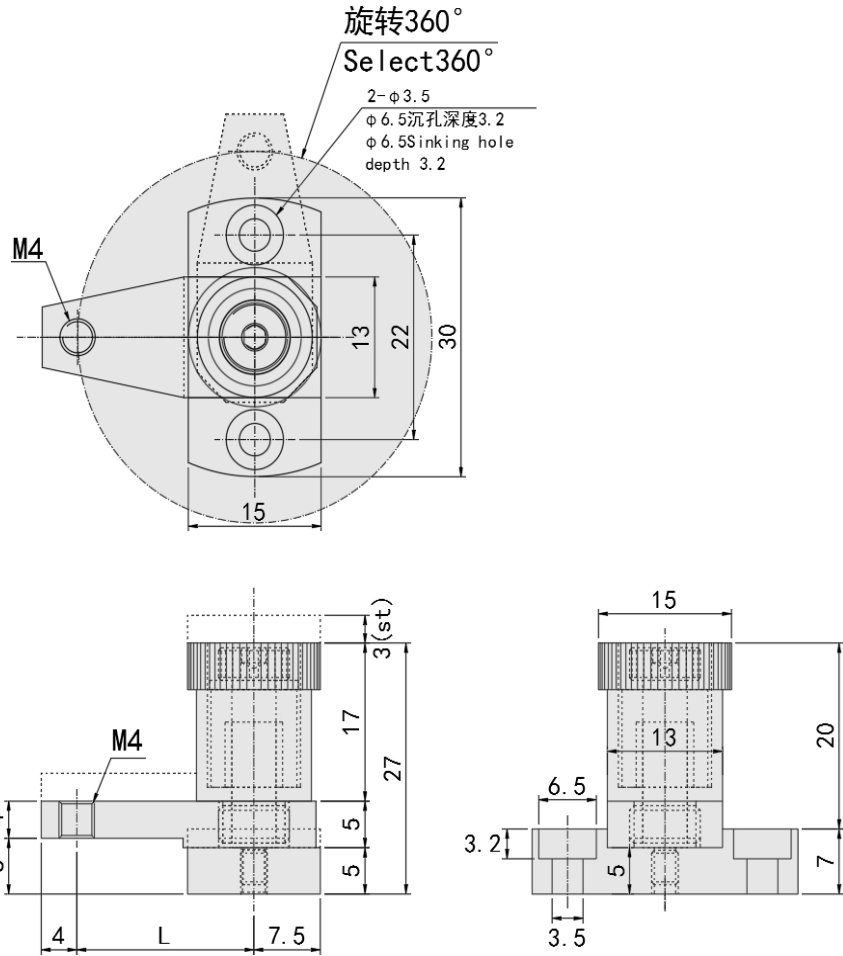
参数对照表(Specifications)															
型式Part Number		L				t	C	D	B	H	E	耐负载(kgf-cm) Shock Absorption Amount	冲级吸收量(kgf) Withstand Load	m	W
Type	M														
ZUNST	3	10	15	20	4	8	6.15	5.5	6	2	2.2	0.045	1.8	2	
	4	10	15	20	30	4.2	10	7.7	7	2.8	3.4	0.069	2.4	3	
	5	20	30	40		4.5	12	8.8	8	3.5	5.4	0.112	3.2	4	
	6	20	30	40		5.0	15	11.1	10	9	4	9.4	0.207	3.6	4.5
	8	30	40	50		5.7	18	14.4	13	11	5.3	14.2	0.35	5	6.5
	10	30	40	50		5.6	21	17.8	16	12	6.4	23.4	0.517	6	8



- 小型弹簧固定夹
- Small Spring Clamps

型号实例	型式 Type+D-负载分类
例如	ZSPCPS20-S

Part Number	Type+D-Load Category
order	ZSPCPS20-S



材质对照表 (Materials)			
型号 Type	主体Main Body		弹簧Spring
	材质 Material	表面处理 Surface Treatment	材质 Material
ZSPCPS	S45C	无电解镀镍 Nickel	SWP-A

参数对照表(Specifications)						
型式 Part Number		负载分类 Load Category	夹紧力N/Clamp Force (N)			
Type	L		S (轻载/Light Load)		H (重载/Heavy Load)	
			min.	max.	min.	max.
ZSPCPS	20	S(轻载/Light Load)	2.0	2.6	3.0	3.6
	30	H(重载/Heavy Load)	2.0	2.6	3.0	3.6



特殊螺丝系列

Special Screws



ZHENGCHEN HARDWARE

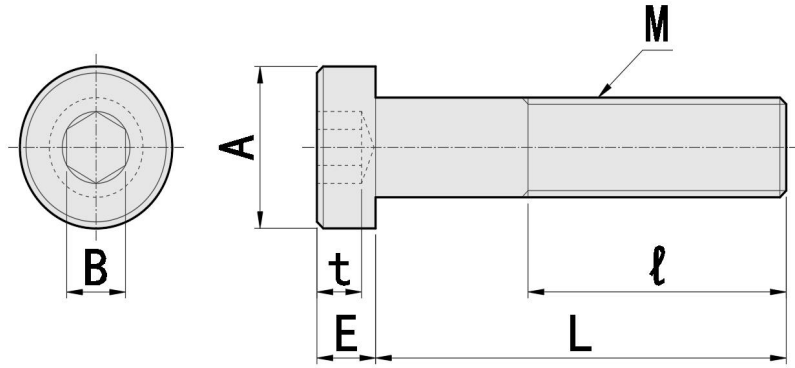


■ 薄头内六角螺丝

■ Low Head Cap Screws

型号实例	型式 Type+M-L
例如	ZCBS4-8

Part Number	Type+M-L
order	ZCBS4-8



材质对照表(Materials)				
型号 Type	螺栓Screw			
	材质 Material	强度分类 Strength Class	硬度 Hardness	表面处理 Surface Treatment
ZCBS	SCM435	10.9	32~39HRC	发黑 Black Oxide
ZCBSST	SUS304	A2-50	/	/

参数对照表(Specifications)														
Type	M	型式Part Number								L				
		A	E	B	t max.	r min.	l							
ZCBS ZCBSST	2	4	5	6	3.8	1.3	1.3	1	0.1	全螺纹/Fully Threaded				
	2.5	4	5	6	8	10	4.5	1.6	1.5	1.3	0.1	全螺纹/Fully Threaded		
	3	6	8	10	12	16	*20	5.5	2	2	1.5	0.1	全螺纹Fully Threaded/12	
	4	6	8	10	12	16	20	25	7	2.8	2.5	2.3	0.2	全螺纹Fully Threaded/12
	5	8	10	12	16	20	25	*30	8.5	3.5	3	2.7	0.2	全螺纹Fully Threaded/16
	6	8	10	12	16	20	25	*30 *35 *40 *45	10	4	4	3	0.25	全螺纹Fully Threaded/18
	8	10	12	16	20	25	30	*35 *40 *45 *50	13	5	5	3.8	0.4	全螺纹Fully Threaded/22
	10	16	20	25	30	35	40	*45 *50	16	6	6	4.5	0.4	全螺纹Fully Threaded/32
	12	20	25	30	35	40	45	*50	18	7	8	5	0.6	全螺纹Fully Threaded/30

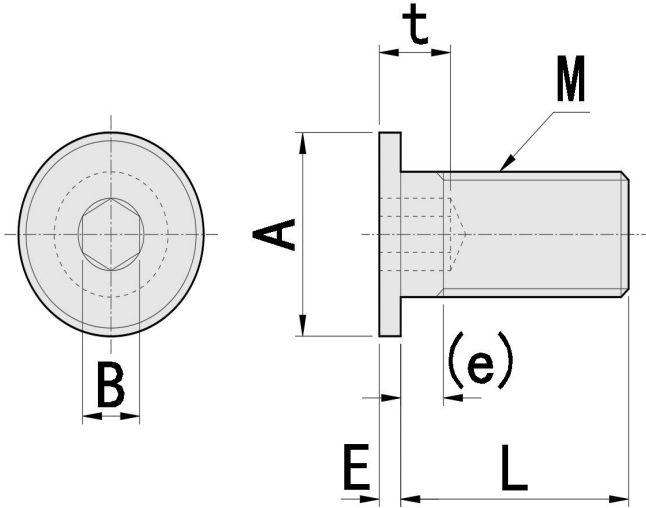


- 超短头内六角螺栓
- Extra Low Head Cap Screws

型号实例	型式 Type+M-L
例如	ZCBSS4-8

Part Number	Type+M-L
order	ZCBSS4-8

材质对照表(Materials)				
型号 Type	螺栓Screw			
	材质 Material	强度分类 Strength Class	硬度 Hardness	表面处理 Surface Treatment
ZCBSS	SCM435	10.9	32~39HRC	发黑Black Oxide
ZCBSM	SCM435	10.9	32~39HRC	镀锌Trivalent Chromate
ZCBSR	SCM435	10.9	32~39HRC	镀黑铬Black Chrome Plating
ZCBSTS	SUS304	/	/	/



【!】 ZCBSTS为()内的尺寸
 【!】 ZCBSTS is the size within ()

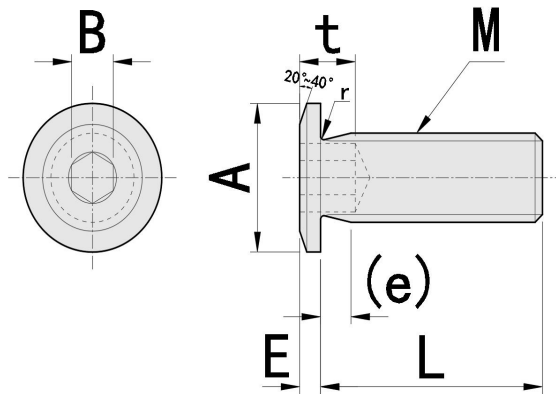
参数对照表(Specifications)											
Type	型式Part Number					A	B	E	t max.	r min.	(e) max.
	M	3	4	5	6						
2	2	3	4	5	6	4	1.3	1.1	1.2	/	1.2
		8	10	12							
2.5	2.5	3	4	5	6	5	1.3	1.3	1.5	0.1 (0.2)	1.5
		8	10	12							
3	3	4	5	6	8	6	1.5	1.3 (1.5)	2	0.1 (0.2)	1.6
		10	12	14	16						
4	4	5	6	8	10	8	2	1.5	2.5	0.2	1.6
		14	16	18	20						
5	5	6	8	10	12	9	3	1.5	3	0.2	2
		16	18	20	25						
6	6	6	8	10	12	10	3	1.5	4	0.25 (0.2)	2.5
		16	18	20	25	30					
8	8	6	8	10	12	13	4	1.5	5	0.4 (0.2)	3
		16	18	20	25	30					
10	10	10	12	14	16	16 (15)	5	1.5	6	0.4 (0.2)	3.5
		18	20	25	30						



- 超薄型短头内六角螺栓
- Ultra Low Head Hexagon Socket Cap Screws

型号实例	型式 Type+M-L
例如	ZCBSTSR4-8

Part Number	Type+M-L
order	ZCBSTSR4-8



参数对照表(Specifications)											
Type	型式Part Number					A	B	E	t max.	(e)	r min.
	M	3	4	5	6						
ZCBSTSR	2	3	4	5	6	4	1.27	0.5	1.2	1.2	0.1
	2.5	3	4	5	6	5	1.27	0.6	1.5	1.2	0.1
	3	4	5	6	8	6	1.5	0.8	2	1.4	0.1
	4	5	6	8	10	8	2	0.9	2.5	1.5	0.2
	5	6	8	10	12	9	2.5	1	3	1.8	0.2
	6	6	8	10	12	10	3	1.2	4	2.2	0.25

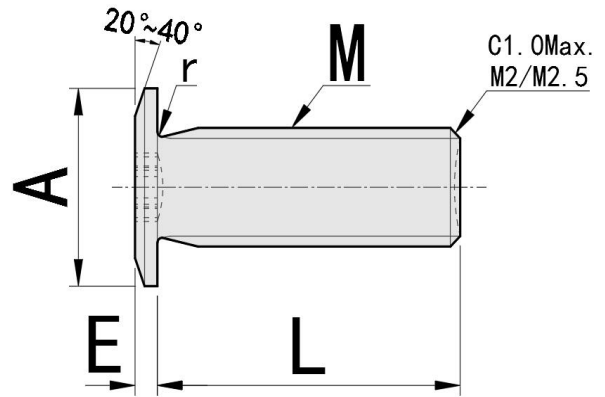
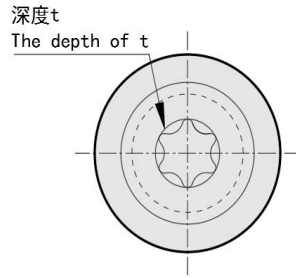
材质对照表(Materials)	
型号 Type	螺栓Screw
	材质 Material
ZCBSTSR	SUS304



- 梅花孔型超薄短头螺栓
- Ultra Low Head Screws

型号实例	型式 Type+M-L
例如	ZCBSTSE4-8

Part Number	Type+M-L
order	ZCBSTSE4-8



材质对照表(Materials)	
型号 Type	螺栓Screw 材质 Material
ZCBSTSE	SUS304

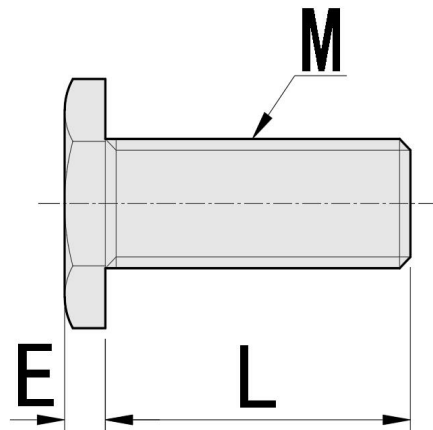
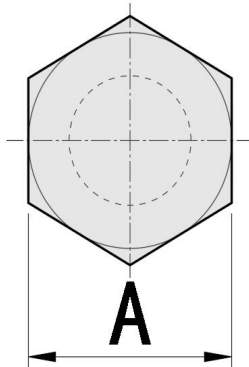
参数对照表(Specifications)													
Type	型式Part Number								A	E	梅花孔编号 Hexalobular Socket	t min.	r max.
	M	L											
ZCBSTSE	2	3	4	5	6	8	10	12	4	0.5	4	1.2	0.3
	2.5	3	4	5	6	8	10	12	6	0.6	5	1.5	0.3
	3	5	6	8	10	12	16		7	0.8	6	2	0.4
	4	6	8	10	12	16	20	25	8	0.9	8	2.5	0.5
	5	8	10	12	16	20	25	30	9	1.0	10	3	0.6
	6	8	10	12	16	20	25	30 35 40	12	1.2	20	4	0.7



- 超短头外六角螺栓
- Extra Low Hex Head Screws

型号实例	型式 Type+M-L
例如	ZRSCBT4-8

Part Number	Type+M-L
order	ZRSCBT4-8



材质对照表(Materials)	
型号 Type	螺栓Screw 材质 Material
ZRSCBT	SUS304

参数对照表(Specifications)										
Type	型式Part Number								A	E
	M	L								
ZRSCBT	4	8	10	12	16	20	25	30	7	1.5
	5	8	10	12	16	20	25	30	8	2.0
	6	10	12	16	20	25	30		10	2.0
	8	16	20	25	30				13	2.0

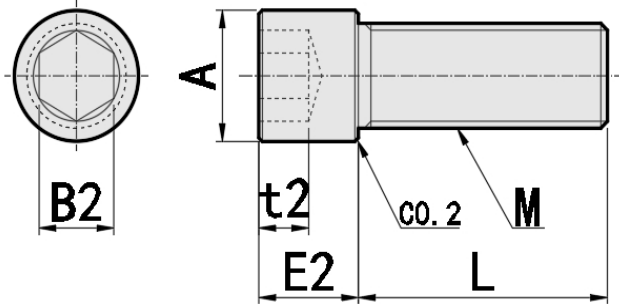


- 小径头螺栓
- Low Profile Cap Screws - Small Head

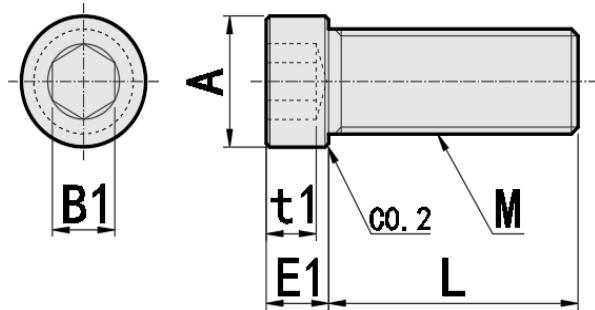
型号实例	型式 Type+M-L
例如	ZKBB3-8

Part Number	Type+M-L
order	ZKBB3-8

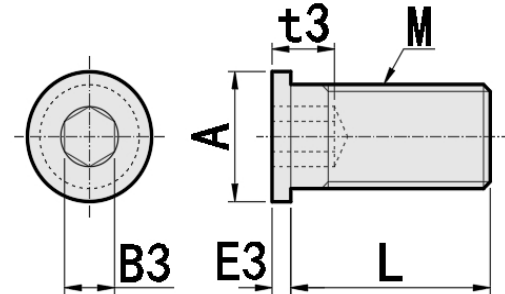
小径头螺栓/Small Head Cap Screws
ZSBB / ZSBBSS



短头型小径螺栓/Low Small Head Cap Screws
ZKBB / ZKBBS



超短头小径头螺栓/Extra Low Small Head Cap Screws
ZCBBTB / ZCBBTN / ZCBBTS



材质对照表(Materials)					
型号 Type		螺栓Screw			
		材质 Material	硬度 Hardness	表面处理 Surface Treatment	强度分类 Strength Class
小径螺栓 small head cap screws	ZSBB	SCM435	22~32HRC	发黑Black Oxide	8.8
	ZSBBSS	SUS304	/	/	A2-50
短头型小径螺栓 Low small head cap screws	ZKBB	SCM435	22~32HRC	发黑Black Oxide	8.8
	ZKBBS	SUS304	/	/	A2-50
超短头型小径螺栓 Extra Low Small Head Cap Screws	ZCBBTB	SCM435	22~32HRC	发黑Black Oxide	螺栓10.9 Screw 10.9
	ZCBBTN	SCM435	22~32HRC	镀镍Nickel Plating	
	ZCBBTS	SUS304	/	/	A2-50

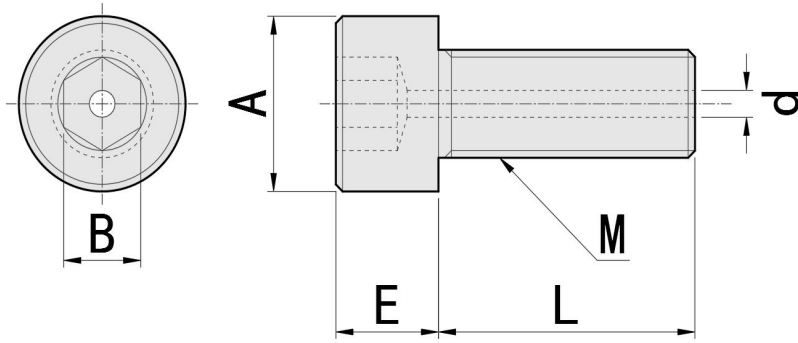
参数对照表(Specifications)																	
型式 Part Number		A			小径型 Small Head Cap Screws			短头小径型 Low Small Head Cap Screws			超短头小径型 Extra Low Small Head Cap Screws						
					E2	B2	T2	E1	B1	t1	E3	B3	t3(max)				
Type	M	L															
	2	3	4	5	6	3	/	/	/	/	/	/	1.1	1.27	1.2		
	2.5	3	4	5	6	3.8	/	/	/	/	/	/	1.3	1.27	1.5		
	3	5	6	8	10	4.5	3	2.5	1.5	2	2	1.5	1.5	1.5	2		
	4	6	8	10	12	16	20	5.5	4	3	2	2.8	2.5	2	1.5	2	2.5
	5	8	10	12	16	20		7	5	4	2.5	3.5	3	2.5	1.5	3	3
	6	8	10	12	16	20	25	8.5	6	5	3	4	4	3	1.5	3	4
	8	10	12	16	20	25	30	10	8	6	4	5	5	4	1.5	4	5
10	16	20	25	30	35		13	10	8	5	6	6	4.5	1.5	5	6	
12	20	25	30				16	12	10	5	7	8	5	/	/	/	



- 通孔型内六角螺栓
- Socket Head Cap Screws - Hollow

型号实例	型式 Type+M-L
例如	ZCBAS3-8

Part Number	Type+M-L
order	ZCBAS3-8



材质对照表(Materials)		
型号 Type	螺栓Screw	
	材质 Material	强度分类 Strength Class
ZCBAS	SUS304	A2-50

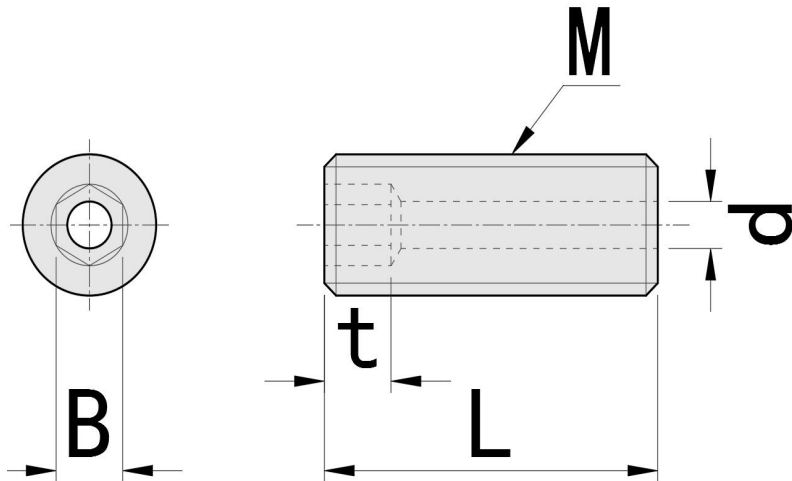
参数对照表(Specifications)												
		型式Part Number				A	E	B	d			
Type	M	L										
ZCBAS	3	6	8	10	12	16	5.5	3	2.5	1.2		
	4	6	8	10	12	16	20	7	4.0	3	1.5	
	5	8	10	12	16	20	25	8.5	5.0	4	1.5	
	6	8	10	12	16	20	25	30	10	6	5	2
	8	12	16	20	25	30		13	8	6	2	
	10	16	20	25	30			16	10	8	2	



- 无头型紧定通孔螺丝
- Set Screws - Hollow, Fully Threaded

型号实例	型式 Type + M - L
例如	ZMCBAS3-8

Part Number	Type + M - L
order	ZMCBAS3-8



材质对照表(Materials)		
型号 Type	螺栓Screw	
	材质 Material	强度分类 Strength Class
ZMCBAS	SUS304	A2-50

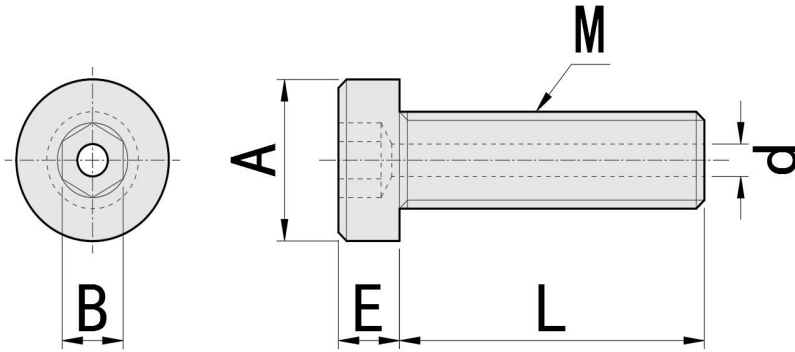
参数对照表(Specifications)								
		型式Part Number			B	t	d	
Type	M	L						
ZMCBAS	3	8	10	16	1.5	0.7	1.2	
	4	12	16	20	25	2	2.2	1.5
	5	16	20	25	30	2.5	2.8	1.5
	6	16	20	25	30	3	3	2
	8	20	25	30	35	4	4	2



- 短头型通孔螺栓
- Low Head Cap Screws - Hollow

型号实例	型式 Type+M-L
例如	ZCBAST3-8

Part Number	Type+M-L
order	ZCBAST3-8



材质对照表(Materials)		
型号 Type	螺栓Screw	
	材质 Material	强度分类 Strength Class
ZCBAST	SUS304	A2-50

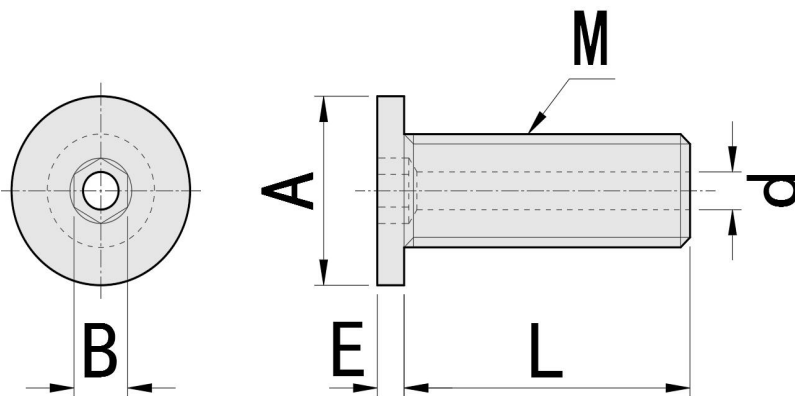
参数对照表(Specifications)											
Type	M	型式Part Number				A	E	B	d		
		L									
ZCBAST	3	6	8	10	12	16	5.5	2	2	1.2	
	4	6	8	10	12	16	20	7	2.8	2.5	1.5
	5	10	12	16	20	25	8.5	3.5	3	1.5	
	6	10	12	16	20	30	10	4	4	2	



- 超短头通孔型螺栓
- Extra Low Head Cap Screws - Hollow

型号实例	型式 Type+M-L
例如	ZCBASG3-8

Part Number	Type+M-L
order	ZCBASG3-8



材质对照表(Materials)		
型号 Type	螺栓Screw	
	材质 Material	强度分类 Strength Class
ZCBASG	SUS304	A2-50

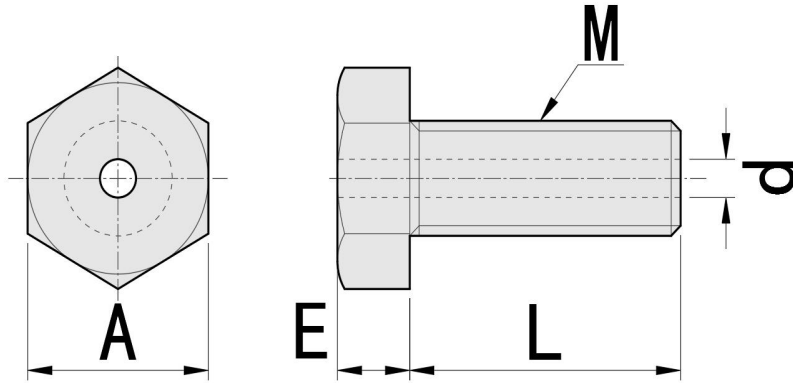
参数对照表(Specifications)										
Type	M	型式Part Number				A	E	B	d	
		L								
ZCBASG	3	6	8	10	12	6	1.3	1.5	1.2	
	4	6	8	10	12	16	8	1.5	2	1.5
	5	10	12	16	20	9	1.5	3	1.5	
	6	10	12	16	20	30	10	1.5	3	2



- 外六角通孔型螺栓
- Hex Head Screws - Hollow

型号实例	型式 Type+M-L
例如	ZRCBAS3-8

Part Number	Type+M-L
order	ZRCBAS3-8



材质对照表(Materials)		
型号 Type	螺栓Screw	
	材质 Material	强度分类 Strength Class
ZRCBAS	SUS304	A2-50

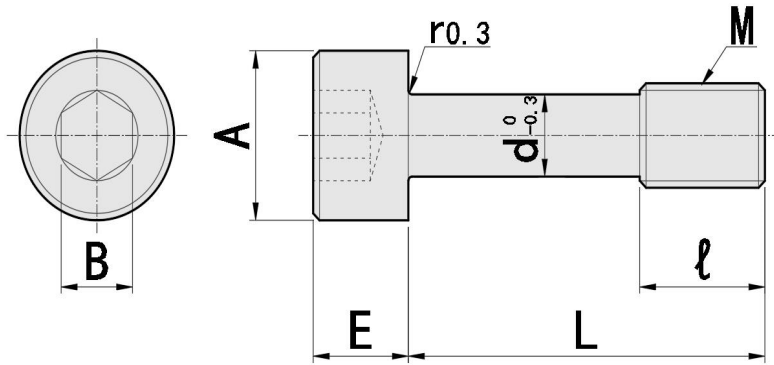
参数对照表(Specifications)										
Type	M	型式Part Number						A	E	d
		L								
ZRCBAS	3	6	8	10	12	16	5.5	2	1.2	
	4	6	8	10	12	16	20	7	2.8	1.5
	5	8	10	12	16	20	25	8	3.5	2
	6	8	10	12	16	20	25	30	10	4
	8	16	20	25	30			13	5.5	2



- 盖板螺栓内六角型
- Cover Bolts - Socket Head Cap

型号实例	型式 Type+M-l-L
例如	ZGUTB3-2-6

Part Number	型式 Type+M-l-L
order	ZGUTB3-2-6



材质对照表(Materials)		
型号 Type	螺栓Screw	
	材质 Material	强度分类 Strength Class
ZGUTB	SUS304	A2-50

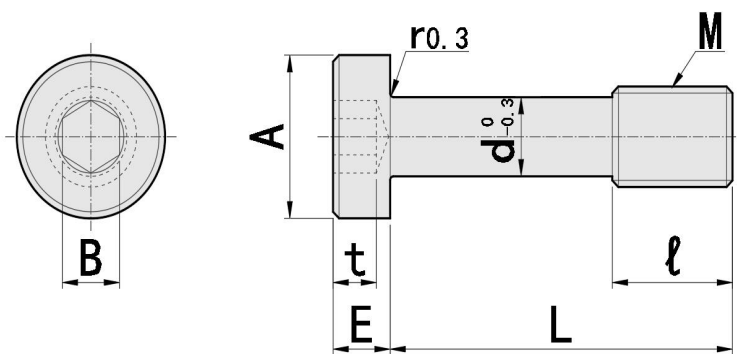
参数对照表(Specifications)												
Type	M	l	型式Part Number						A	E	B	d
			L									
ZGUTB	2	2.5	4	6	8	10	12	16	3.8	2	1.5	1.5
	2.5	3	6	8	10	12	16		4.5	2.5	2	1.8
	3	2	4	6	8	10	12	16	5.5	3	2.5	2.2
	3	3.5	6	8	10	12	16		5.5	3	2.5	2.2
	3	4	8	10	12	16	20		5.5	3	2.5	2.2
	4	3	6	8	10	12	16		7	4	3	3
	4	5	10	12	16	20			7	4	3	3
	5	3	8	10	12	16	20		8.5	5	4	3.9
	5	6	12	16	20	25			8.5	5	4	3.9
	6	4	8	10	12	16	20		10	6	5	4.5
	6	8	12	16	20	25	30		10	6	5	4.5
	8	5	10	12	16	20			13	8	6	6.3
	8	10	12	16	20	25	30	40	13	8	6	6.3



- 盖板螺栓短头型
- Cover Bolts - Low Head

型号实例	型式 Type+M-ℓ-L
例如	ZGUTBT3-2-6

Part Number	型式 Type+M-ℓ-L
order	ZGUTBT3-2-6



材质对照表(Materials)		
型号 Type	螺栓Screw	
	材质 Material	强度分类 Strength Class
ZGUTBT	SUS304	A2-50

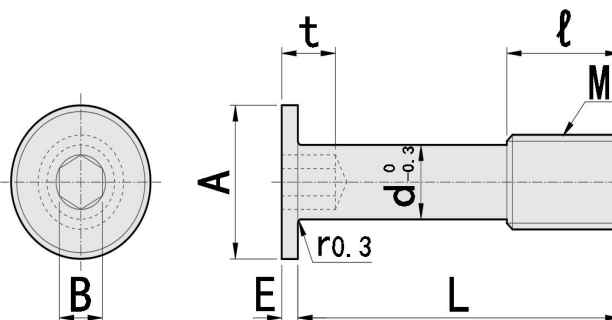
参数对照表(Specifications)												
Type	型式Part Number						A	E	B	d	t max.	
	M	ℓ	L									
ZGUTBT	3	2	6	8	10	12	5.5	2	2	2.2	1.5	
	3	3.5	6	8	10	12	16	5.5	2	2	2.2	1.5
	3	4	8	10	12	16	5.5	2	2	2.2	1.5	
	4	3	6	8	10	12	16	7	2.8	2.5	3	2.3
	4	5	10	12	16	20	7	2.8	2.5	3	2.3	
	5	3	8	10	12	16	20	8.5	3.5	3	3.9	2.7
	5	6	12	16	20	25	8.5	3.5	3	3.9	2.7	
	6	4	8	10	12	16	20	10	4	4	4.5	3
	6	8	12	16	20	25	30	10	4	4	4.5	3
	8	5	10	12	16	20	8	13	5	5	6.3	3.8
8	10	12	16	20	25	30	40	13	5	5	6.3	3.8



- 盖板螺栓超短头型
- Cover Bolts - Extra Low Head

型号实例	型式 Type+M-ℓ-L
例如	ZGUTBG3-2-6

Part Number	型式 Type+M-ℓ-L
order	ZGUTBG3-2-6



材质对照表(Materials)		
型号 Type	螺栓Screw	
	材质 Material	强度分类 Strength Class
ZGUTBG	SUS304	A2-50

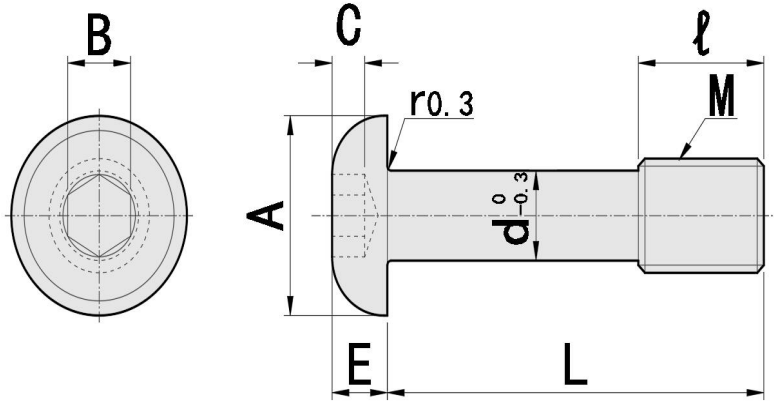
参数对照表(Specifications)												
Type	型式Part Number						A	E	B	d	t max.	
	M	ℓ	L									
ZGUTBG	3	2	5	6	8	10	6	1.3	1.5	2.2	2	
	3	3.5	6	8	10	3	6	1.3	1.5	2.2	2	
	3	4	8	10	3	6	1.3	1.5	2.2	2		
	4	3	6	8	10	12	8	1.5	2	3	2.5	
	4	5	10	12	3	8	1.5	2	3	2.5		
	5	3	8	10	12	16	9	1.5	3	3.9	3	
	5	6	12	16	3	9	1.5	3	3.9	3		
	6	4	8	10	12	16	20	10	1.5	3	4.5	4
	6	8	12	16	20	25	10	1.5	3	4.5	4	
	8	5	10	12	16	20	13	1.5	4	6.3	5	
8	10	12	16	20	25	13	1.5	4	6.3	5		



- 半圆头内六角型盖板螺丝
- Cover Bolts - Button Head Cap Screw

型号实例	型式 Type+M-L
例如	ZCBBT3-8

Part Number	Type+M-L
order	ZCBBT3-8



材质对照表(Materials)		
型号 Type	螺栓Screw	
	材质 Material	强度分类 Strength Class
ZCBBT	SUS304	A2-50

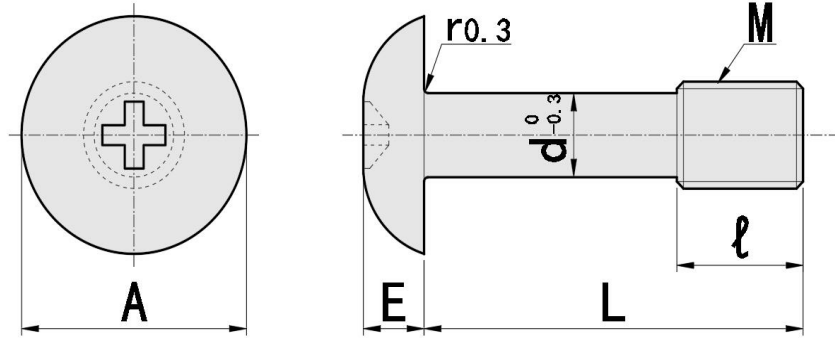
参数对照表(Specifications)												
Type	型式Part Number					ℓ	A	E max.	B	C min.	d	
	M	L										
ZCBBT	3	8	10	12	16	20	4	5.5	1.6	2	1.04	2.2
	4	10	12	16	20		5	7.5	2.2	2.5	1.3	3
	5	12	16	20	25		6	9.5	2.7	3	1.56	3.9
	6	12	16	20	25		8	10.5	3.3	4	2.08	4.5
	8	12	16	20	25		10	14	4.4	5	2.6	6.3



- 盖板螺栓十字孔型
- Cover Bolts - Phillips

型号实例	型式 Type+M-ℓ-L
例如	ZGUTBJ3-2-6

Part Number	型式 Type+M-ℓ-L
order	ZGUTBJ3-2-6



材质对照表(Materials)		
型号 Type	螺栓Screw	
	材质 Material	强度分类 Strength Class
ZGUTBJ	SUS304	A2-50

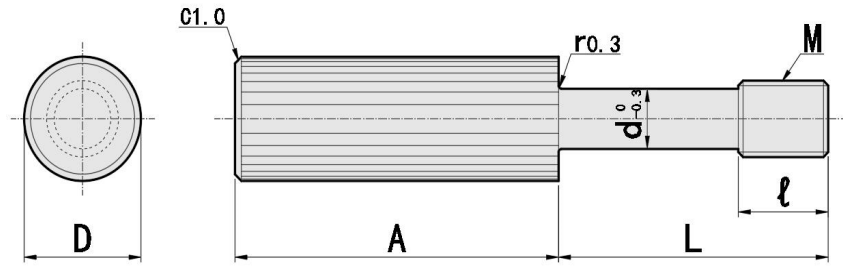
参数对照表(Specifications)										
Type	型式Part Number						A	E	d	
	M	ℓ	L							
ZGUTBJ	3	2	5	6	8	10	12	6.9	1.9	2.2
	3	3.5	6	8	10	12		6.9	1.9	2.2
	3	4	8	10	12			6.9	1.9	2.2
	4	3	6	8	10	12	16	9.4	2.5	3
	4	5	10	12	16			9.4	2.5	3
	5	3	8	10	12	16	20	11.8	3.1	3.9
	5	6	12	16	20			11.8	3.1	3.9
	6	4	10	12	16	20		14	3.7	4.5
	6	8	12	16	20	25	30	14	3.7	4.5
	8	5	16	20				17.8	4.8	6.3
	8	10	16	20	25	30	40	17.8	4.8	6.3



- 盖板螺栓滚花加长型
- Cover Bolts - with Long Knurled Head

型号实例	型式 Type+M-ℓ-L
例如	ZGUTBR3-2-6

Part Number	型式 Type+M-ℓ-L
order	ZGUTBR3-2-6



材质对照表 (Materials)	
型号 Type	螺栓Screw
	材质 Material
ZGUTBR	SUS303

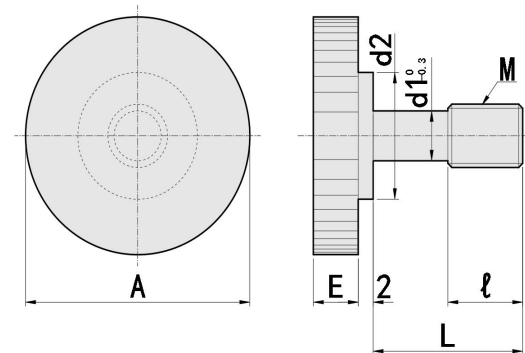
参数对照表 (Specifications)										
型式Part Number										
Type	M	ℓ	L				A	A	d	
ZGUTBR	3	2	6	8	10	12	5.5	10	2.2	
	3	3.5	6	8	10	12	5.5	10	2.2	
	3	4	8	10	12		5.5	10	2.2	
	4	3	6	8	10	12	16	7	16	3
	4	5	10	12	16			7	16	3
	5	3	8	10	12	16	20	8.5	20	3.9
	5	6	12	16	20			8.5	20	3.9
	6	4	8	10	12	16	20	10	30	4.5
	6	8	12	16	20	25		10	30	4.5
	8	5	10	12	16	20		13	36	6.3
8	10	12	16	20	25	30	13	36	6.3	



- 滚花型盖板螺栓
- Cover Bolts - Knurled Large Head

型号实例	型式 Type+M-ℓ-L
例如	ZRNCB3-2-6

Part Number	Type+M-ℓ-L
order	ZRNCB3-2-6



材质对照表 (Materials)	
型号 Type	螺栓Screw
	材质 Material
ZRNCB	SUS303

参数对照表 (Specifications)											
型式Part Number											
Type	M	ℓ	L				A	d1	d2	E	
ZRNCB	3	2	4	6	8	10	12	2.2	6	2.5	
	3	3.5	6	8	10	12	15	12	2.2	6	2.5
	3	4	8	10	12	15	20	12	2.2	6	2.5
	4	3	6	8	10	12	15	16	3	8	3.5
	4	5	10	12	15	20		16	3	8	3.5
	5	3	8	10	12	15		20	3.9	10	4
	5	6	12	15	20	25		20	3.9	10	4
	6	8	12	15				24	4.5	12	5
	8	10	15	20				30	6.3	16	6

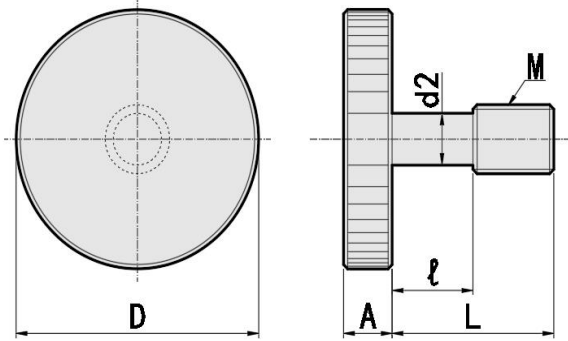


- 防脱落压纹旋钮
- Knurled Knobs - Drop-Proof, Standard or Stepped

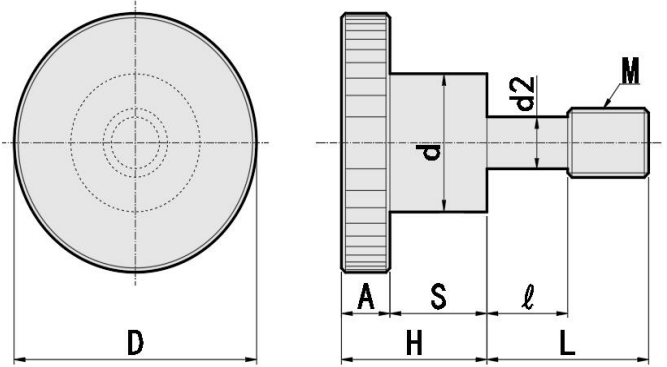
型号实例	型式 Type+M-L
例如	ZNOBD3-10

Part Number	Type+M-L
order	ZNOBD3-10

标准型/Standard
ZNOBD/ZNOOSD



台阶型/Stepped
ZNKBD/ZNKOSD



材质对照表(Materials)			
型号Type		螺栓Screw	
标准型 Standard	台阶型 Stepped	材质 Material	表面处理 Surface Treatment
ZNOBD	ZNKBD	SUM21	镀铬 Buff Polished Chrome Plating
ZNOOSD	ZNKOSD	SUS303	发纹处理 Brushed Finish

参数对照表(Specifications)									
型式Part Number			D	d	A	H	S	ℓ	d2
Type	M	L							
ZNOBD ZNOOSD ZNKBD ZNKOSD	3	10	12	6	2.5	7.5	5	6	2
	4	10	16	8	3.5	9.5	6	5	3
	4	15	16	8	3.5	9.5	6	10	3
	5	10	20	10	4	11.5	7.5	4	3.8
	5	15	20	10	4	11.5	7.5	9	3.8
	5	20	20	10	4	11.5	7.5	14	3.8
	6	15	24	12	5	15	10	7	4.5
	6	20	24	12	5	15	10	12	4.5
	6	30	24	12	5	15	10	22	4.5
	8	20	30	16	6	18	12	10	6
8	30	30	16	6	18	12	20	6	

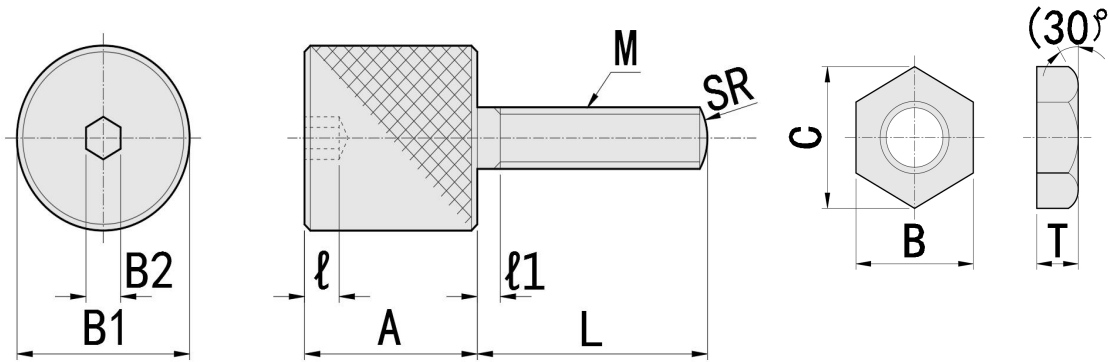


■ 滚花型旋钮调整螺丝

■ Adjusting Stopper Screws with Knurled Knob - Fine or Coarse Thread

型号实例	型式 Type + M - L
例如	ZANKSB3-15

Part Number	Type + M - L
order	ZANKSB3-15



材质对照表(Materials)						
型号Type		材质Material	硬度Hardness	表面处理Surface Treatment	附件(一个螺帽)Accessories(Nut 1 pcs)	
螺纹分类Classification of thread					材质Material	表面处理Surface Treatment
细牙型 Fine Thread	ZANKSB	SCM435	40~45HRC	发黑Black Oxide	SS400	镀锌Trivalent Chromate
	ZANKSM	SCM435	40~45HRC	镀镍Nickel Plating	SS400	镀锌Trivalent Chromate
	ZANKSS	SUS410	40~45HRC	/	SUS304	/
粗牙型 Coarse Thread	ZANKB	SCM435	40~45HRC	发黑Black Oxide	SS400	镀锌Trivalent Chromate
	ZANKM	SCM435	40~45HRC	镀镍Nickel Plating	SS400	镀锌Trivalent Chromate
	ZANKS	SUS410	40~45HRC	/	SUS304	/

参数对照表(Specifications)																
型式Part Number		M*螺距		B1	B2	A	l	l1	SR	B	C	T				
Type	M	L											细牙Fine	粗牙Coarse		
细牙(Fine) ZANKSB ZANKSM ZANKSS	3	15	20	25	M3*0.35	M3*0.5	10	2	7	2	1.6	3	5.5	6.4	2.4	
	4	15	20	25	M4*0.5	M4*0.7	10	2.5	7	2.5	1.6	4	7	8.1	3.2	
	5	20	25	30	40	M5*0.5	M5*0.8	15	3	15	3	2	5	8	9.2	4
粗牙(Coarse) ZANKB ZANKM ZANKS	6	20	25	30	40	M6*0.75	M6*1.0	15	4	15	4	2	6	10	11.5	5
	8	30	40	50	60	M8*0.75	M8*1.25	15	5	15	5	2.5	8	13	15	6.5
	10	30	40	50	60	M10*1.0	M10*1.5	20	6	25	5	3	10	17	19.6	8
	12	40	50	60	80	M12*1.0	M12*1.75	20	8	25	6	3	12	19	21.9	10



- 滚花加长型螺栓
- Long Knurled Head Screws

型号实例	型式 Type+M-L
例如	ZLRM3-6

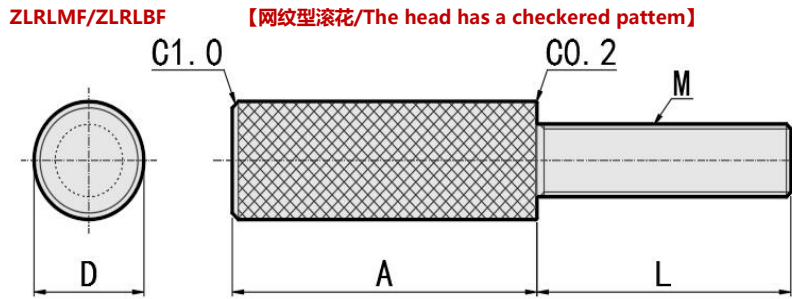
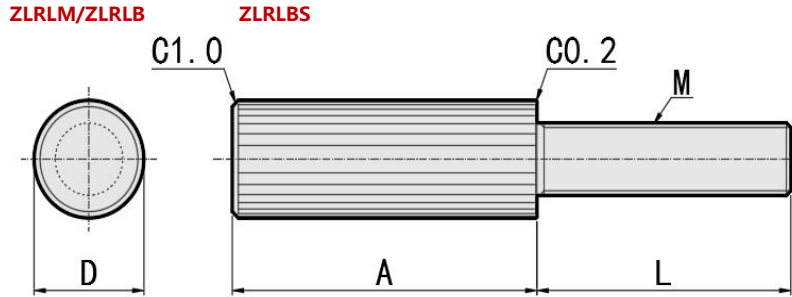
Part Number	Type+M-L
order	ZLRM3-6

型号实例	型式 Type + M - A - L
例如	ZLRLBS3-15-10

Part Number	Type + M - A - L
order	ZLRLBS3-15-10

型号实例	型式 Type+M-A-L-D
例如	ZLRMF3-15-10-5

Part Number	Type+M-A-L-D
order	ZLRMF3-15-10-5



材质对照表(Materials)		
型号 Type	材质 Material	表面处理 Surface Treatment
ZLRM	SCM435	镀镍Nickel Plating
ZLRB	SUS303	/
ZLRMF	SCM435	镀镍Nickel Plating
ZLRLBS/ZLRLBF	SUS303	/

参数对照表(Specifications)								
型式Part Number								
Type	M	L				D	A	
ZLRM ZLRB	3	6	10			5.5	10	
	4	6	10	16		7	16	
	5	10	16	20		8.5	20	
	6	10	16	20	25	30	10	30
	8	20	25	30			13	36
	10	20	25	30	40	16	40	

参数对照表(Specifications)				
型式Part Number				
Type	M	1mm 指定单位 /Increment A	1mm 指定单位 /Increment L	D
ZLRLBS	3	10~40	6~40	5.5
	4	10~40	6~40	7
	5	10~40	10~50	8.5
	6	10~40	10~50	10

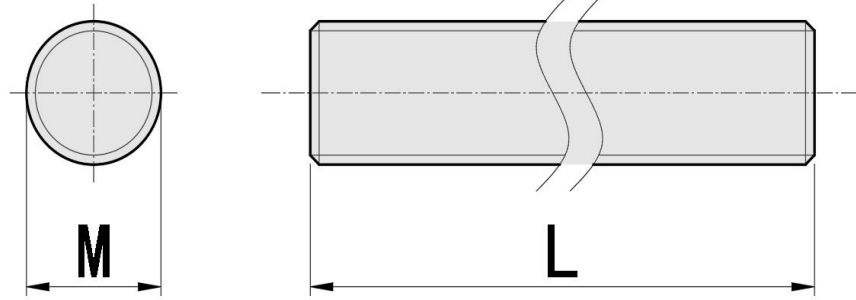
参数对照表(Specifications)				
型式Part Number				
Type	M	1mm 指定单位 /Increment A	1mm 指定单位 /Increment L	1mm 指定单位 /Increment D
ZLRMF ZLRLBF	3	10~60	6~40	5~10
	4	10~60	6~40	5~10
	5	10~60	10~50	10~25
	6	10~60	10~50	10~25



■ 全螺纹螺杆
■ Fully Threaded Screws

型号实例	型式 Type+M-L
例如	ZANE6-100

Part Number	Type+M-L
order	ZANE6-100



材质对照表(Materials)			
型号 Type	螺栓Screw		
	材质 Material	表面处理 Surface Treatment	
ZANE	SUS304	发黑Black Oxide	
ZANES	SUS304	/	

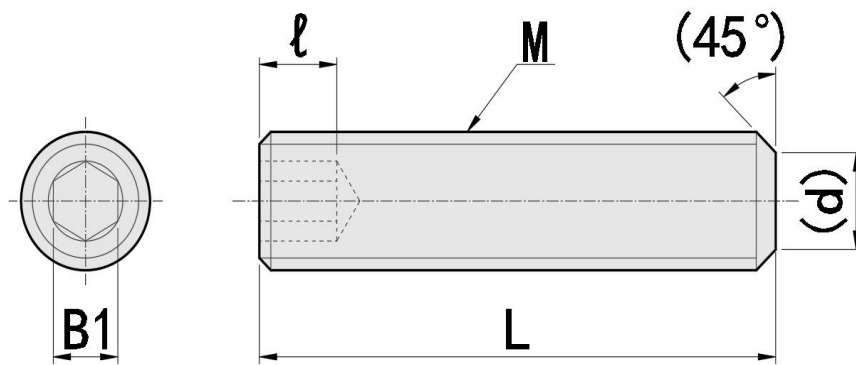
参数对照表(Specifications)					
Type	型式Part Number				M*P
	M	L			
ZANE ZANES	6	100	200	300	6*1.0
	8	100	200	300	8*1.25
	10	100	200	300 500	10*1.5
	12	100	200	300 500	12*1.75
	16	100	200	300 500	16*2.0



■ 细牙平端止动螺丝
■ Stopper Screws

型号实例	型式 Type+ M - L
例如	ZSTSCC4-20

Part Number	Type+ M - L
order	ZSTSCC4-20



材质对照表(Materials)			
型号 Type	螺栓Screw		
	材质 Material	硬度 Hardness	表面处理 Surface Treatment
ZSTSCC	SCM435	40~45HRC	发黑Black Oxide
ZSTNCC	SCM435	40~45HRC	镀镍Nickel Plating
ZSSTSCC	SUS420	40~45HRC	/

参数对照表(Specifications)											
Type	型式Part Number						M*螺距Pitch 细牙Fine thread	B1	ℓ	(d)	
	M	L									
ZSTSCC ZSTNCC ZSSTSCC	4	20	25	30	35	40	M4*0.5	2	2.5	2.5	
	5	20	25	30	35	40	M5*0.5	2.5	3	3.5	
	6	30	35	40	45	50	60	M6*0.75	3	3.5	4
	8	30	35	40	45	50	60	M8*0.75	4	5	4.5
	10	40	45	50	60	70		M10*1.0	5	6	7
	12	40	45	50	60	70	80	M12*1.0	6	8	8.5

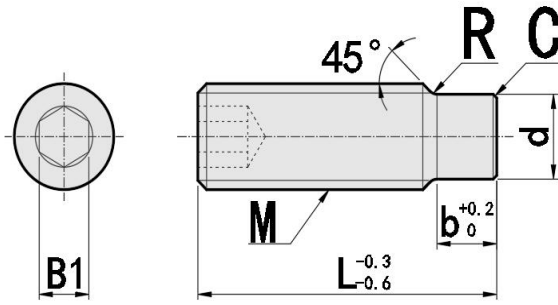


- 内六角柱端凸头螺丝
- Hex Socket Screws

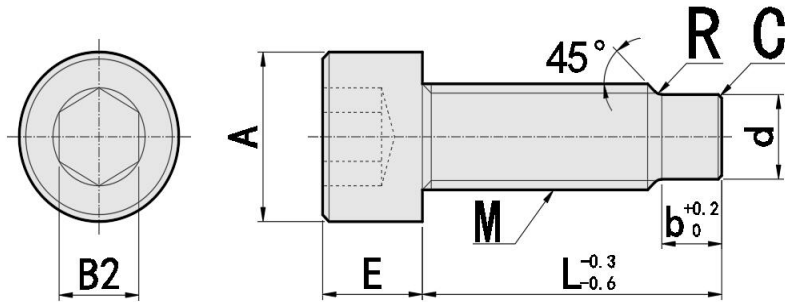
型号实例	型式 Type+ M - L
例如	ZMSSG4-16

Part Number	Type+ M - L
order	ZMSSG4-16

ZMSSG (内六角止动螺丝型/Hex socket set screws)



ZCBBG / ZCBBGS (杯头内六角螺栓型/Hex Socket Screws)



材质对照表(Materials)					
型号 Type	螺栓Screw				
	材质 Material	硬度 Hardness	表面处理 Surface Treatment	M	L
ZMSSG	SCM435	45HRC~	发黑Black Oxide	4~10	12~50
ZCBBG	SCM435	38~43HRC	发黑Black Oxide	4~10	12~50
ZCBBGS	SUS304	/	/	4~10	12~50

参数对照表(Specifications)																	
Type	型式 Part Number								B1	B2	A	E	d		b	C	R
	M	L											基准尺寸 Reference Dim.	容差 Tolerance			
		4	12	16	20	25	30	35									
ZMSSG	4	12	16	20	25	30			2	3	7	4	3	-0.1 -0.2	3	0.3	0.5
	5	12	16	20	25	30			2.5	4	8.5	5	4		4	0.3	0.5
ZCBBG	6	12	16	20	25	30	35	40	3	5	10	6	4	-0.1 -0.3	4	0.3	0.5
ZCBBGS	8	16	20	25	30	35	40	45	4	6	13	8	6		5	0.5	0.5
	10	20	25	30	35	40	45	50	5	8	16	10	8		6	0.5	1

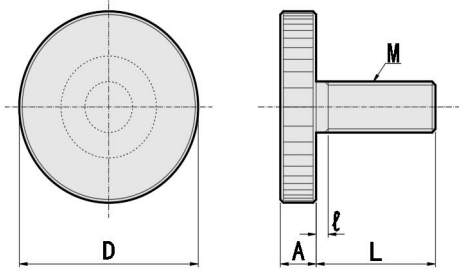


- 压纹旋钮
- Knurled Knobs

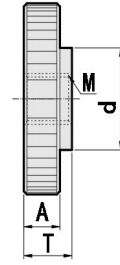
型号实例	型式 Type+M-L
例如	ZNOB3-10

Part Number	Type+M-L
order	ZNOB3-10

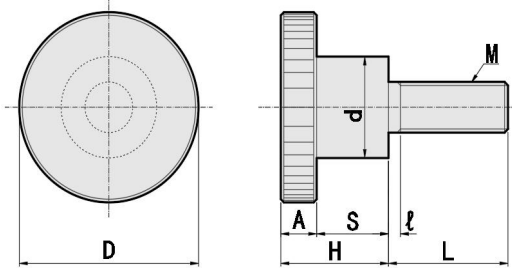
ZNOB / ZNOOS / ZNOBB



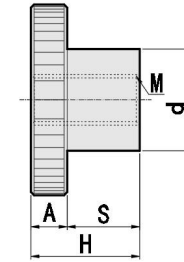
ZNOMS / ZNOBB



ZNKB / ZNKOS / ZNKBB



ZNKM / ZNKMS / ZNKMB



材质对照表(Materials)				
	型号Type		螺栓Screw	
	外螺纹型 Threaded	内螺纹型 Tapped	材质 Material	表面处理 Surface Treatment
标准型 Standard Type	ZNOB	ZNOM	SUM23	镀铬抛光Chrome Plating
	ZNOOS	ZNOMS	SUS303	发纹处理Brushed Finish
	ZNOBB	ZNOMB	SUSM23	发黑Black Oxide
台阶型 Stepped Type	ZNKB	ZNKM	SUM23	镀铬抛光Chrome Plating
	ZNKOS	ZNKMS	SUS303	发纹处理Brushed Finish
	ZNKBB	ZNKMB	SUSM23	发黑Black Oxide

参数对照表(Specifications)															
		型式Part Number							D	d	A	T	H	S	ℓ
Type	M	L													
ZNOB	ZNOM	3	6	10	16			12	6	2.5	3	7.5	5	1	
ZNOOS	ZNOMS	4	6	10	16	20		16	8	3.5	4	9.5	6	1.2	
ZNOBB	ZNOMB	5	10	16	20	25		20	10	4	5	11.5	7.5	1.4	
ZNKB	ZNKM	6	10	16	20	25	30	24	12	5	6	15	10	1.5	
ZNKOS	ZNKMS	8	16	20	25	30		30	16	6	8	18	12	2	
ZNKBB	ZNKMB	10	20	25	30	40		36	20	8	10	23	15	2.5	

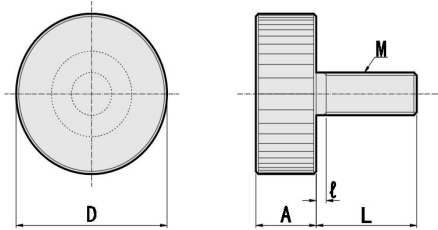


- 厚型压纹旋钮
- Knurled Knobs - Thick

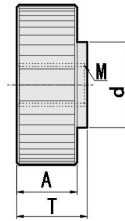
型号实例	型式 Type+M-L-A
例如	ZNOBA3-10-5

Part Number	Type+M-L-A
order	ZNOBA3-10-5

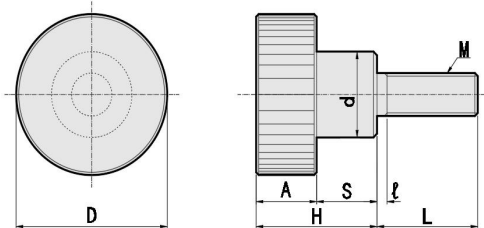
ZNOBA / ZNOOSA / ZNOBAB



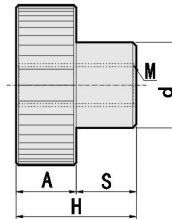
ZNOMA / ZNOMSA / ZNOMAB



ZNKBA / ZNKOSA / ZNKBAB



ZNKMA / ZNKMSA / ZNKMAB



材质对照表(Materials)				
	型号Type		螺栓Screw	
	外螺纹型 Threaded	内螺纹型 Tapped	材质 Material	表面处理 Surface Treatment
标准型 Standard Type	ZNOBA	ZNOMA	SUM23	镀铬抛光Chrome Plating
	ZNOOSA	ZNOMSA	SUS303	发纹处理Brushed Finish
	ZNOBAB	ZNOMAB	SUSM23	发黑Black Oxide
台阶型 Stepped Type	ZNKBA	ZNKMA	SUM23	镀铬抛光Chrome Plating
	ZNKOSA	ZNKMSA	SUS303	发纹处理Brushed Finish
	ZNKBAB	ZNKMAB	SUSM23	发黑Black Oxide

参数对照表(Specifications)													
Type	型式Part Number				D	d	T	H	S	ℓ			
	M	L									A		
ZNOBA ZNOMA	3	6	10		5	12	6	5.5	10	5	1		
	3	6	10		6	12	6	6.5	11	5	1		
	3	6	10		8	12	6	9	13	5	1		
	3	6	10		12	12	6	13.5	17	5	1		
	4	6	10	16		7	16	8	7.5	13	6	1.2	
	4	6	10	16		9	16	8	10.5	15	6	1.2	
	4	6	10	16		11	16	8	12	17	6	1.2	
	4	6	10	16		17	16	8	18.5	23	6	1.2	
ZNOOSA ZNOMSA	5	10	16	20		8	20	10	9	15.5	7.5	1.4	
ZNOBAB ZNOMAB	5	10	16	20		10	20	10	11	17.5	7.5	1.4	
	5	10	16	20		12	20	10	13	19.5	7.5	1.4	
ZNKBA ZNKMA	5	10	16	20		26	20	10	29.5	33.5	7.5	1.4	
	6	10	16	20	25	30	10	24	12	11	20	10	1.5
ZNKOSA ZNKMSA	6	10	16	20	25	30	13	24	12	14	23	10	1.5
	6	10	16	20	25	30	15	24	12	16	25	10	1.5
ZNKBAB ZNKMAB	6	10	16	20	25	30	25	24	12	26.5	35	10	1.5
	8	16	20	25	30		12	30	16	14	24	12	2
	8	16	20	25	30		15	30	16	17	27	12	2
	8	16	20	25	30		30	30	16	31.5	42	12	2
	10	20	25	30	40		16	36	20	18	31	15	2.5
	10	20	25	30	40		20	36	20	22	35	15	2.5
	10	20	25	30	40		40	36	20	41.5	55	15	2.5

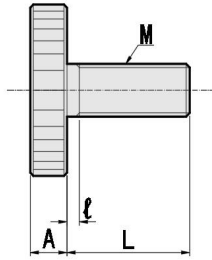
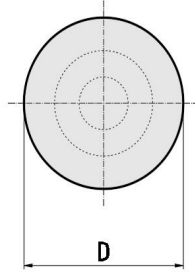


- 小径压纹旋钮
- Small Diameter Knurled Knobs

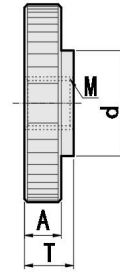
型号实例	型式 Type+M-L-D
例如	ZNOBC3-10-10

Part Number	Type+M-L-D
order	ZNOBC3-10-10

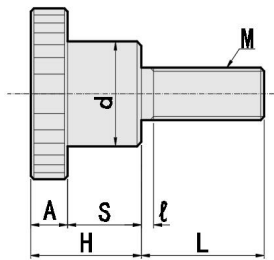
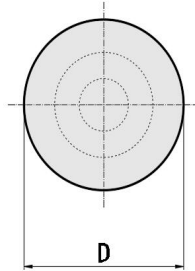
ZNOBC / ZNOSC



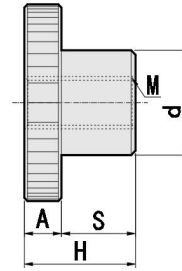
ZNOMC / ZNOMSC



ZNOBC / ZNOSC



ZNKMC / ZNKMSC



材质对照表(Materials)				
	型号Type		螺栓Screw	
	外螺纹型 Threaded	内螺纹型 Tapped	材质 Material	表面处理 Surface Treatment
标准型 Standard Type	ZNOBC	ZNOMC	SUM23	镀铬抛光Chrome Plating
	ZNOSC	ZNOMSC	SUS303	发纹处理Brushed Finish
台阶型 Stepped Type	ZNKBC	ZNKMC	SUM23	镀铬抛光Chrome Plating
	ZNKOSC	ZNKMSC	SUS303	发纹处理Brushed Finish

参数对照表(Specifications)																
Type	型式Part Number						d	A	T	H	S	ℓ				
	M	L			D											
ZNOBC ZNOSC ZNOMC ZNOMSC	3	6	10				*5	8	10	6	2.5	3	7.5	5	1	
	4	6	10	16			*7	12	14	8	3.5	4	9.5	6	1.2	
	5	10	16	20			*12	16	18	10	4	5	11.5	7.5	1.4	
	6	10	16	20	25	30		*13	20	22	12	5	6	15	10	1.5
	8	16	20	25	30			*17	26	28	16	6	8	18	12	2
ZNKBC ZNKSC ZNKMC ZNKMSC	10	20	25	30	40		*20	30	32	20	8	10	23	15	2.5	

【!】带*规格仅限NOBC-NOSC

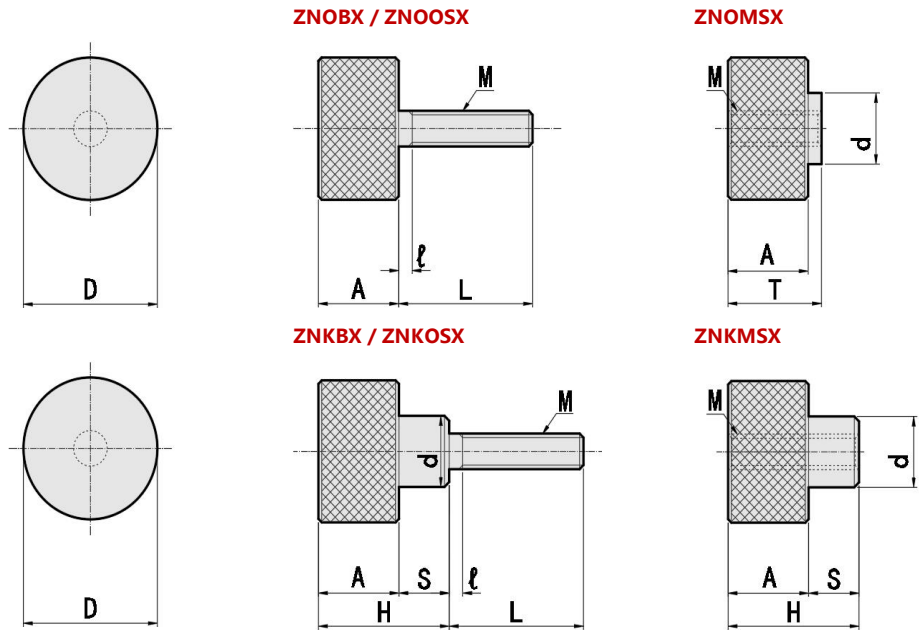
【!】Band * only for NOBC and NOSC



- 网纹旋钮
- Twill Knurled Knobs

型号实例	型式 Type+M-L
例如	ZNOBX3-10

Part Number	Type+M-L
order	ZNOBX3-10



材质对照表(Materials)				
	型号Type		螺栓Screw	
	外螺纹型 Threaded	内螺纹型 Tapped	材质 Material	表面处理 Surface Treatment
标准型 Standard Type	ZNOBX	/	SUM23	镀铬抛光Chrome Plating
	ZNOOSX	ZNOMSX	SUS303	发纹处理Brushed Finish
台阶型 Stepped Type	ZNKBX	/	SUM23	镀铬抛光Chrome Plating
	ZNKOSX	ZNKMSX	SUS303	发纹处理Brushed Finish

参数对照表(Specifications)										
型式Part Number				A	D	d	T	H	S	ℓ
Type	M	L								
ZNOBX	ZNKBX	3	6 10	10	12	6	11	15	5	1
ZNOOSX	ZNKOSX	4	6 10 16	11	16	8	12	17	6	1.2
ZNOMSX	ZNKMSX	5	10 16 20	12	20	10	13	19.5	7.5	1.4



调整螺丝系列

Adjusting Bolts



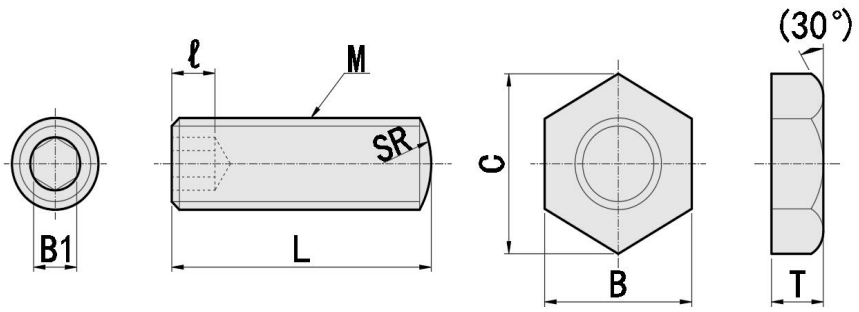
ZHENGCHEN HARDWARE



- 内六角孔型调整螺丝组件
- Adjusting Stopper Screws - Hexagon Socket

型号实例	型式 Type+M-L
例如	ZANBM5-20

Part Number	Type+M-L
order	ZANBM5-20



材质对照表(Materials)								
型号Type				螺栓Screw			螺母Nut	
L尺寸选择型 L Selectable		L尺寸指定型 L Configurable		材质 Material	硬度 Hardness	表面处理 Surface Treatment	材质 Material	表面处理 Surface Treatment
细牙型 Fine Thread	粗牙型 Coarse Thread	细牙型 Fine Thread	粗牙型 Coarse Thread					
ZANBM	ZANBNM	/	/	S45C	45~50HRC	镀镍Nickel Plating	S45C	镀镍Nickel Plating
ZANB	ZANBN	ZANFB	ZANFBN	S45C	45~50HRC	镀锌Trivalent Chromate	S45C	镀锌Trivalent Chromate
ZANBH	ZANBNH	ZANFBH	ZANFBNH	SCM435	50HRC~	镀锌Trivalent Chromate	SCM435	镀锌Trivalent Chromate
ZANBS	ZANBNS	ZANFBS	ZANFBNS	SUS304	/	/	SUS304	/
ZSANB	ZSANBN	ZSANFB	ZSANFBN	SUS420	45HRC~	/	SUS420	/

参数对照表(Specifications)								
M	细牙 Fine Thread	粗牙 Coarse Thread	B1	ℓ	SR	B	(C)	T
3	M3*0.35	M3*0.5	1.5	1.5	3	5.5	6.4	2.4
4	M4*0.5	M4*0.7	2	2.2	4	7	8.1	4
5	M5*0.5	M5*0.8	2.5	2.8	5	8	9.2	4
6	M6*0.75	M6*1.0	3	3	6	10	11.5	4
8	M8*0.75	M8*1.25	4	4	8	13	15	5
10	M10*1.0	M10*1.5	5	5	10	17	19.6	6
12	M12*1.0	M12*1.75	6	6	12	19	21.9	6
16	M16*1.5	M16*2.0	8	7	16	24	27.7	8
20	M20*1.5	M20*2.5	10	8	20	30	34.6	10

L尺寸选择型 / L Selectable

参数对照表(Specifications)									
型式Part Number									
Type	M	L							
细牙 (Fine Thread) ZANBM	3	15	20	25					
	4	15	20	25	30	35	40		
	5	15	20	25	30	35	40		
粗牙 (Coarse Thread) ZANBNM	6	15	20	25	30	35	40	45	60
	8	20	25	30	35	40	45	50	60
	10	30	35	40	45	50	60	70	
	12	40	45	50	60	70			

L尺寸选择型 / L Selectable

参数对照表(Specifications)													
型式Part Number													
Type	M	L											
细牙 (Fine Thread) ZANB ZANBH ZANBS ZSANB	粗牙 (Coarse Thread) ZANBN ZANBNH ZANBNS ZSANBN	3	*10	*15	20	25	30	35	40				
		4	*10	*15	20	25	30	35	40	*45	*50	*60	
		5	*10	15	20	25	30	35	40	*45	*50	*60	
		6	*15	20	25	30	35	40	45	50	60		
		8	20	25	30	35	40	45	50	60			
		10	*25	30	35	40	45	50	60	70	*80	*90	*100
		12	*30	35	40	45	50	60	70	80	*90	*100	
		16	40	45	50	60	70	80	*90	100	*120		
		20	45	50	60	70	80	*90	100	120			

L尺寸指定型 / L Configurable

参数对照表(Specifications)			
Type	M	L指定单位1mm	
细牙 (Fine Thread) ZANFB ZANFBH ZANFBS ZSANFB	粗牙 (Coarse Thread) ZANFBN ZANFBNH ZANFBNS ZSANFBN	3	10~40
		4	10~60
		5	10~60
		6	15~60
		8	15~60
		10	20~100
		12	30~100
		16	40~120
20	40~120		

【!】 标有*号的尺寸长度不适用于ZANBH和ZANBNH

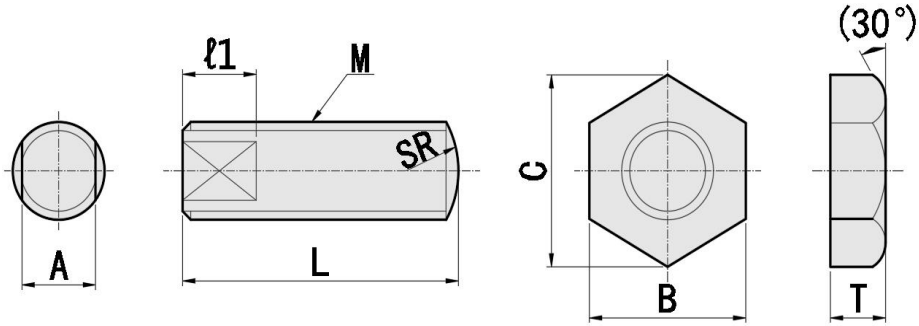
【!】 Dimensions marked with * do not apply to ZANBH and ZANBNH



- 扳手槽型调整螺丝组件
- Adjusting Stopper Screws - Wrench Flat

型号实例	型式 Type+M-L
例如	ZANS5-20

Part Number	Type+M-L
order	ZANS5-20



材质对照表(Materials)						
型号Type		螺栓Screw			螺母Nut	
螺纹分类 Classification Of Thread	扳手槽型 Wrench Flats	材质 Material	硬度 Hardness	表面处理 Surface Treatment	材质 Material	表面处理 Surface Treatment
细牙型 Fine Thread	ZANS	S45C	45~50HRC	镀锌Trivalent Chromate	SS400	镀锌Trivalent Chromate
	ZSANS	SUS420	45HRC~	/	SUS304	/
粗牙型 Coarse Thread	ZANSN	S45C	45~50HRC	镀锌Trivalent Chromate	SS400	镀锌Trivalent Chromate
	ZSANSN	SUS420	45HRC~	/	SUS304	/

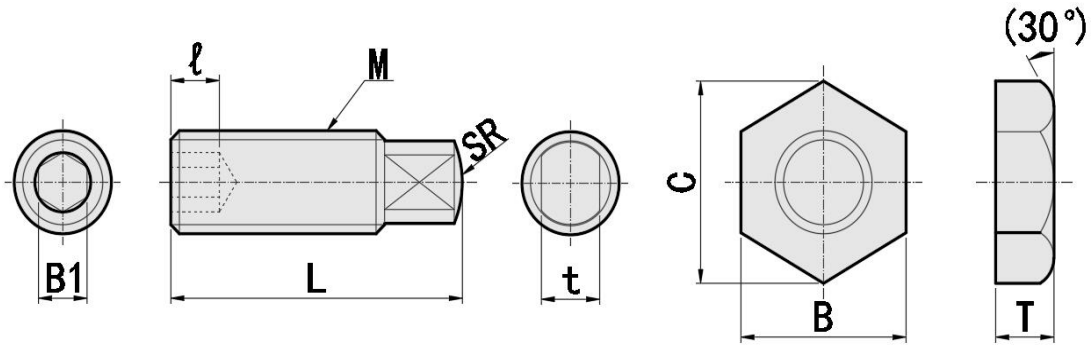
参数对照表(Specifications)																		
Type	型式Part Number							M*Pitch		A	φ1	SR	B	(C)	T			
	M	L						细牙 Fine Thread	粗牙 Coarse Thread									
细牙 (Fine Thread) ZANS ZSANS	3	15	20	25	30	35	40	M3*0.35	M3*0.5	2.5	4	3	5.5	6.4	2.4			
	4	15	20	25	30	35	40	45	50	60	M4*0.5	M4*0.7	3	4	4	7	8.1	4
	5	15	20	25	30	35	40	45	50	60	M5*0.5	M5*0.8	4	4	5	8	9.2	4
	6	20	25	30	35	40	45	50	60	M6*0.75	M6*1.0	5	5	6	10	11.5	4	
	8	25	30	35	40	45	50	60	M8*0.75	M8*1.25	6	6	8	13	15	5		
	10	30	35	40	45	50	60	70	M10*1.0	M10*1.5	8	8	10	17	19.6	6		
	12	35	40	45	50	60	70	80	M12*1.0	M12*1.75	10	10	12	19	21.9	6		
	16	40	45	50	60	70	80	M16*1.5	M16*2.0	14	14	16	24	27.7	8			
	20	45	50	60	70	80	100	120	M20*1.5	M20*2.5	17	17	20	30	34.6	10		



- 内六角孔扳手槽型调整螺丝组件
- Adjusting Stopper Screws - Wrench Flat with Hexagon Socket

型号实例	型式 Type+M-L
例如	ZHANS5-20

Part Number	Type+M-L
order	ZHANS5-20



材质对照表(Materials)						
型号Type		螺栓Screw			螺母Nut	
螺纹分类 Classification Of Thread	Type	材质 Material	硬度 Hardness	表面处理 Surface Treatment	材质 Material	表面处理 Surface Treatment
细牙型 Fine Thread	ZHANS	S45C	45~50HRC	镀锌Trivalent Chromate	SS400	镀锌Trivalent Chromate
	ZSHANS	SUS420	45HRC~	/	SUS304	/
粗牙型 Coarse Thread	ZHANB	S45C	45~50HRC	镀锌Trivalent Chromate	SS400	镀锌Trivalent Chromate
	ZSHANB	SUS420	45HRC~	/	SUS304	/

参数对照表(Specifications)																		
型式Part Number					M*Pitch		B1	l	E	D	SR	t	B	(C)	T			
Type	M	L				细牙型 Fine Thread										粗牙型 Coarse Thread		
细牙 (Fine Thread) ZHANS ZSHANS	粗牙 (Coarse Thread)	4	15	20	25	30	M4*0.5	M4*0.7	2	2.2	4	3	4	2.5	7	8.1	4	
		5	15	20	25	30	40	M5*0.5	M5*0.8	2.5	2.8	4	4	5	3	8	9.2	4
	ZHANS ZSHANS	6	20	25	30	40	50	M6*0.75	M6*1.0	3	3	5	4.5	6	3	10	11.5	4
		8	25	30	40	50		M8*0.75	M8*1.25	4	4	6	6	8	4	13	15	5
		10	30	40	50	60		M10*1.0	M10*1.5	5	5	8	8	10	6	17	19.6	6
		12	40	50	60			M12*1.0	M12*1.75	6	6	10	9	12	7	19	21.9	6

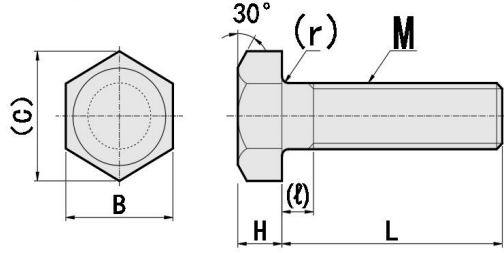


- 六角限位螺栓
- Stopper Bolts

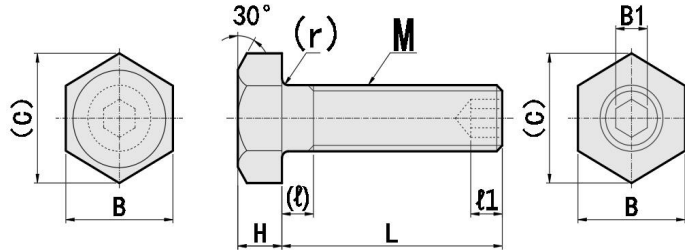
型号实例	型式 Type+M-L
例如	ZSTRCB5-20

Part Number	Type+M-L
order	ZSTRCB5-20

标准型/standard type



内六角孔型/hex socket type



材质对照表(Materials)					
型号Type			螺栓Screw		
螺纹分类 Classification Of Thread	普通型 Standard	内六角孔型 Hex Socket	材质 Material	硬度 Hardness	表面处理 Surface Treatment
细牙型 Fine Thread	ZSTRCB	ZSTRCC	SCM435	40~45HRC	发黑Black Oxide
	ZSTRCN	ZSTRNCC	SCM435	40~45HRC	镀镍Nickel Plating
	ZSSTRCB	ZSSTRCC	SUS416	40~45HRC	/
粗牙型 Coarse Thread	ZSTRB	ZSTRC	SCM435	40~45HRC	发黑Black Oxide
	ZSTRN	ZSTRNC	SCM435	40~45HRC	镀镍Nickel Plating
	ZSSTRB	ZSSTRC	SUS416	40~45HRC	/

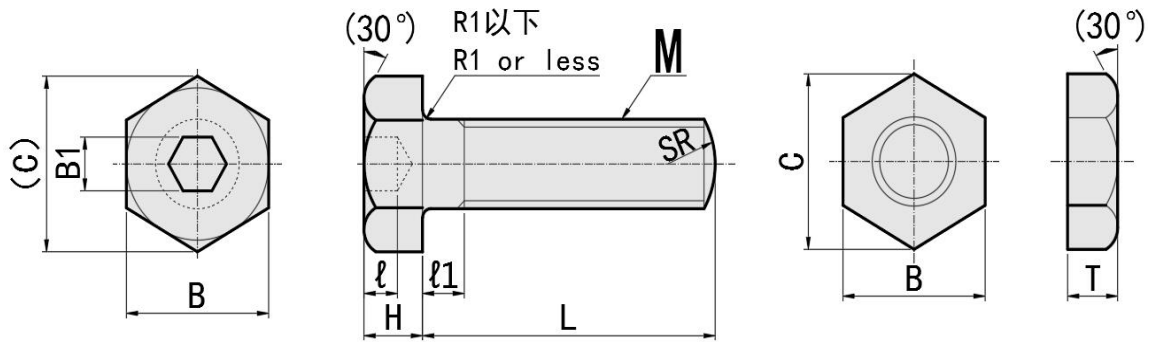
参数对照表(Specifications)																				
型式Part Number						M*Pitch														
Type	M	L										细牙型 Fine Thread	粗牙型 Coarse Thread	B	(C)	H	ℓ	(r)	ℓ1	B1
细牙(Fine) ZSTRCB ZSTRCC ZSTRCN ZSTRNCC ZSSTRCB ZSSTRCC	3	10	15	20	25	30	/	M3*0.5	5.5	6.4	2	1	0.1	/	/					
	4	15	20	25	30	35	40	45	50	55	60	M4*0.5	M4*0.7	7	8.1	2.8	2.1	0.2	2.2	2
	5	15	20	25	30	35	40	45	50	55	60	M5*0.5	M5*0.8	8	9.2	3.5	2.4	0.2	2.8	2.5
	6	20	25	30	35	40	45	50	55	60	M6*0.75	M6*1.0	10	11.5	4	3	0.3	3	3	
粗牙(Coarse) ZSTRB ZSTRC ZSTRN ZSTRNC ZSSTRB ZSSTRC	8	25	30	35	40	45	50	55	60	M8*0.75	M8*1.25	13	15	5.5	3.7	0.4	4	4		
	10	30	35	40	45	50	55	60	65	70	M10*1.0	M10*1.5	17	19.6	7	4.5	0.5	5	5	
	12	35	40	45	50	55	60	65	70	75	80	M12*1.0	M12*1.75	19	21.9	8	5.2	0.5	6	6



- 六角螺栓型调整螺丝组件
- Adjusting Stopper Screws - Hexagon

型号实例	型式 Type+M-L
例如	ZANH5-10

Part Number	Type+M-L
order	ZANH5-10



材质对照表(Materials)						
型号Type		螺栓Screw			螺母Nut	
螺纹分类 Classification Of Thread	Type	材质 Material	硬度 Hardness	表面处理 Surface Treatment	材质 Material	表面处理 Surface Treatment
细牙型 Fine Thread	ZANH	SCM435	45~50HRC	镀锌Trivalent Chromate	SS400	镀锌Trivalent Chromate
	ZSANH	SUS416	45~50HRC	/	SUS304	/
粗牙型 Coarse Thread	ZANH	SCM435	45~50HRC	镀锌Trivalent Chromate	SS400	镀锌Trivalent Chromate
	ZANHNS	SUS304	/	/	SUS304	/
	ZSANHN	SUS416	45~50HRC	/	SUS304	/

参数对照表(Specifications)																					
型式Part Number								M*Pitch		T											
Type	M	L						细牙型 Fine Thread	粗牙型 Coarse Thread	细牙 Fine	粗牙 Coarse	B	(C)	B1	H	l	(l1)	SR			
																			细牙 (Fine)	3	15
ZANH	4	15	20	25	30	35	40	45	50	60	M4*0.5	M4*0.7	4	3.2	7	8.1	2.5	2.8	1.3	3	4
	5	15	20	25	30	35	40	45	50	60	M5*0.5	M5*0.8	4	4	8	9.2	3	3.5	2	3	5
ZSANH	6	20	25	30	35	40	45	50	60		M6*0.75	M6*1.0	4	5	10	11.5	4	4	2.5	5	6
粗牙 (Coarse)	8	25	30	35	40	45	50	60			M8*0.75	M8*1.25	5	6.5	13	15	5	5.5	3	5	8
	10	30	35	40	45	50	60	70			M10*1.0	M10*1.5	6	8	17	19.6	6	7	4	5	10
ZANHNS	12	35	40	45	50	60	70	80			M12*1.0	M12*1.75	6	10	19	21.9	8	8	5	10	12
ZANHNS	16	40	45	50	60	70	80	100			M16*1.5	M16*2.0	8	13	24	27.7	10	10	6	10	16
ZSANHN	20	45	50	60	70	80	100	120			M20*1.5	M20*2.5	10	16	30	34.6	14	13	7.4	10	20

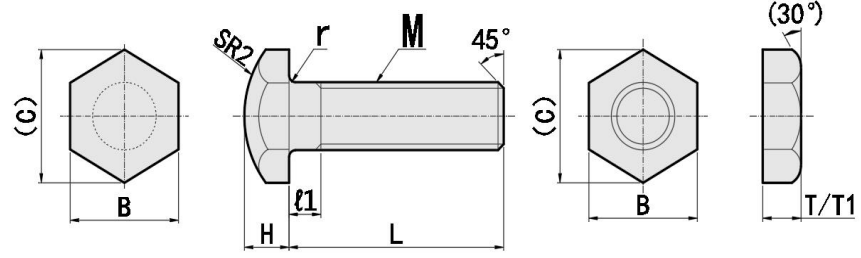


- 头部R型定位螺栓
- Locating Bolts - Round Head

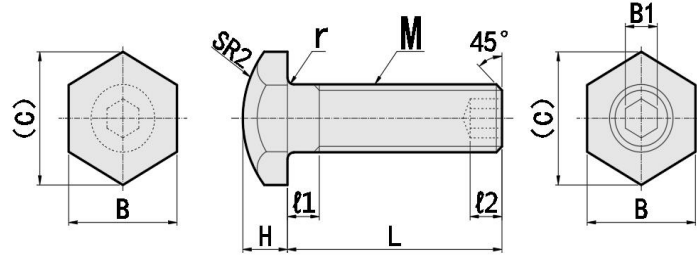
型号实例	型式 Type+M-L
例如	ZSTCB5-20

Part Number	Type+M-L
order	ZSTCB5-20

ZSTCB / ZSTCBM / ZSSTCB / ZSTBB / ZSTBBM / ZSTBBS / ZSSTBB



ZSTCCM / ZSSTCC / ZSTBC / ZSTBCM / ZSSTBC



材质对照表(Materials)							
型号Type			螺栓Screw			螺母Nut	
螺纹分类 Classification Of Thread	头部R型 Round Head	内六角螺栓头部R型 Hex Socket Round Head	材质 Material	硬度 Hardness	表面处理 Surface Treatment	材质 Material	表面处理 Surface Treatment
细牙型 Fine Thread	ZSTCB	/	S45C	45HRC~	发黑Black Oxide	SS400	镀锌Trivalent Chromate
	ZSTCBM	ZSTCCM	S45C	45HRC~	镀镍Nickel Plating	SS400	镀锌Trivalent Chromate
	ZSSTCB	ZSSTCC	SUS420	45HRC~	/	SUS304	/
粗牙型 Coarse Thread	ZSTBB	ZSTBC	S45C	45HRC~	发黑Black Oxide	SS400	镀锌Trivalent Chromate
	ZSTBBM	ZSTBCM	S45C	45HRC~	镀镍Nickel Plating	SS400	镀锌Trivalent Chromate
	ZSTBBS	/	SUS304	/	/	SUS304	/
	ZSSTBB	ZSSTBC	SUS420	45HRC~	/	SUS304	/

参数对照表(Specifications)												
M	M*Pitch		H	SR2	(r)	(l1)	(l2)	B1	B	(C)	T粗牙尺寸 T (Coarse)	T1细牙尺寸 T1 (Fine)
	细牙 Fine Thread	粗牙 Coarse Thread										
4	M4*0.5	M4*0.7	2.8	8	0.2	2.1	2.2	2.2	7	8.1	3.2	4
5	M5*0.5	M5*0.8	3.5	8	0.2	2.4	2.8	2.5	8	9.2	4	4
6	M6*0.75	M6*1.0	4	10	0.3	3	3	3	10	11.5	5	4
8	M8*0.75	M8*1.25	5.5	12	0.4	3.7	4	4	13	15	6.5	5
10	M10*1.0	M10*1.5	7	16	0.5	4.5	5	5	17	19.6	8	6
12	M12*1.0	M12*1.75	8	20	0.5	5.2	6	6	19	21.9	10	6
16	M16*1.5	M16*2.0	10	25	0.6	6	/	/	24	27.7	13	8

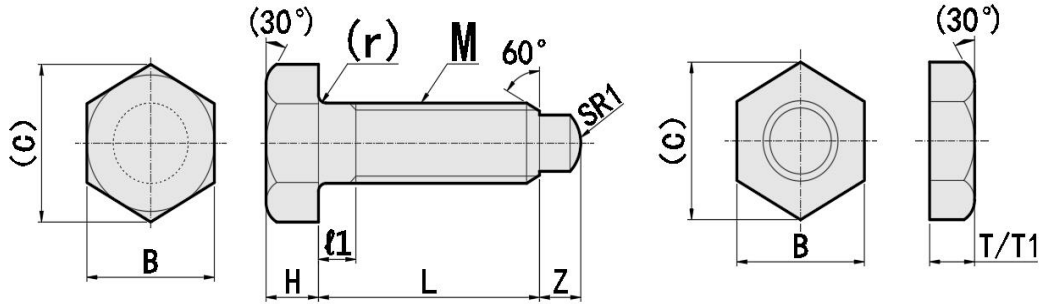
参数对照表(Specifications)										参数对照表(Specifications)							
型式Part Number		L								L		型式Part Number		L			
Type	M	ZSTCB/ZSTBB								ZSTCBM/ZSSTCB/ZSTBBM/ ZSTBBS/ZSSTBB		Type	M	ZSTCCM/ZSSTCC ZSTBC/ZSTBCM/ZSSTBC			
细牙(Fine) ZSTCB ZSTCBM ZSSTCB	4	10	15	20	25	30	35	40	20		细牙(Fine) ZSTCCM ZSSTCC	4	20				
	5	10	15	20	25	30	35	40	50	20		5	20				
	6	15	20	25	30	35	40	50	20	25		30	40	50			
粗牙(Coarse) ZSTBB ZSTBBM ZSTBBS ZSSTBB	8	15	20	25	30	35	40	50	60	70	80	25	30	40	50	60	
	10	30	35	40	50	60	70	80	30	40	50	60	70				
	12	30	35	40	50	60	70	80	40	50	60	70	80				
	16	50	60	70	80	/											



- 螺纹前端R型定位螺栓
- Locating Bolts - Round Tip R

型号实例	型式 Type+M-L
例如	ZSTCA5-10

Part Number	Type+M-L
order	ZSTCA5-10



材质对照表 (Materials)						
型号Type		螺栓Screw			螺母Nut	
螺纹分类 Classification Of Thread	头部R型 Round Tip	材质 Material	硬度 Hardness	表面处理 Surface Treatment	材质 Material	表面处理 Surface Treatment
细牙型 Fine Thread	ZSTCA	S45C	45HRC~	发黑Black Oxide	SS400	镀锌Trivalent Chromate
	ZSTCAM	S45C	45HRC~	镀镍Nickel Plating	SS400	镀锌Trivalent Chromate
	ZSSTCA	SUS420	45HRC~	/	SUS304	/
粗牙型 Coarse Thread	ZSTBA	S45C	45HRC~	发黑Black Oxide	SS400	镀锌Trivalent Chromate
	ZSTBAM	S45C	45HRC~	镀镍Nickel Plating	SS400	镀锌Trivalent Chromate
	ZSTBAS	SUS304	/	/	SUS304	/
	ZSSTBA	SUS420	45HRC~	/	SUS304	/

参数对照表 (Specifications)												
M	M*Pitch		B	(C)	H	(f1)	(r)	Z	d	SR1	T粗牙尺寸 T (Coarse)	T1细牙尺寸 T1 (Fine)
	细牙Fine	粗牙Coarse										
4	M4*0.5	M4*0.7	7	8.1	2.8	2.1	0.2	3	2	3	3.2	4
5	M5*0.5	M5*0.8	8	9.2	3.5	2.4	0.2	3	3	4	4	4
6	M6*0.75	M6*1.0	10	11.5	4	3	0.3	3.5	4.5	4	5	4
8	M8*0.75	M8*1.25	13	15	5.5	3.7	0.4	5	6	5	6.5	5
10	M10*1.0	M10*1.5	17	19.6	7	4.5	0.5	5.5	7	5	8	6
12	M12*1.0	M12*1.75	19	21.9	8	5.2	0.5	7	9	8	10	6
16	M16*1.5	M16*2.0	24	27.7	10	6	0.6	9	12	10	13	8

参数对照表 (Specifications)																
型式Part Number		L							L							
Type	M	ZSTCA/ZSTBA							ZSTCAM/ZSSTCA/ZSTBAM/ ZSTBAS/ZSSTBA							
细牙(FINE) ZSTCA ZSTCAM ZSSTCA	4	15	20	25	30	35	40	20								
	5	15	20	25	30	35	40	50	20							
	6	15	20	25	30	35	40	50	20	25	30	40	50			
粗牙(COARSE) ZSTBA ZSTBAM ZSTBAS ZSSTBA	8	15	20	25	30	35	40	50	60	70	80	25	30	40	50	60
	10	30	35	40	50	60	70	80	30				40	50	60	70
	12	30	35	40	50	60	70	80	40				50	60	70	80
	16	50	60	70	80	/										

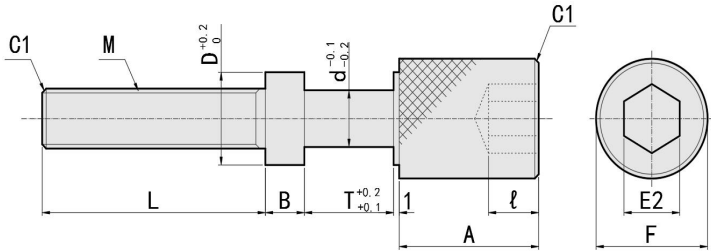


■ 滚花旋钮型调整螺栓

■ Adjusting Bolts - Knurled Head with Hex Socket

型号实例	型式 Type+M-L
例如	ZAJKTNS-10

Part Number	Type+M-L
order	ZAJKTNS-10



材质对照表(Materials)			
型号Type		材质 Material	表面处理 Surface Treatment
螺纹分类 Classification Of Thread	Type		
粗牙型 Coarse Thread	ZAJKTN	S45C	发黑Black Oxide
	ZAJKTNM	S45C	镀镍Nickel Plating
	ZAJKTNS	SUS304	/
细牙型 Fine Thread	ZAJKTNF	S45C	发黑Black Oxide
	ZAJKTNMF	S45C	镀镍Nickel Plating

参数对照表(Specifications)												
型式Part Number			M*Pitch		d	T	B	D	A	F	E2	ℓ
Type	M	L指定单位5mm / L 5mm Increment	细牙Fine	粗牙Coarse								
粗牙 (Coarse) ZAJKTN ZAJKTNM ZAJKTNS	3	10~45	/	M3*0.5	2.5	7	3	4.5	7	10	5	4
	4	10~60	M4*0.5	M4*0.7	3.5	7	3	5.5	7	10	5	4
	5	10~70	M5*0.5	M5*0.8	4.5	9	4.6	7.5	15	15	8	7
细牙 (Fine) ZAJKTNF ZAJKTNMF	6	15~80	M6*0.75	M6*1.0	5.5	9	4.6	8.5	15	15	8	7
	8	20~100	M8*0.75	M8*1.25	7.5	12	6	11.5	15	15	8	7
	10	25~100	M10*1.0	M10*1.5	9.5	16	7	15.5	25	20	10	9
	12	25~150	M12*1.0	M12*1.75	11.5	19	7	17.5	25	20	10	9
16	25~150	/	M16*2.0	15.5	19	8	21.5	25	24	10	9	



■ 内六角孔型调整螺栓

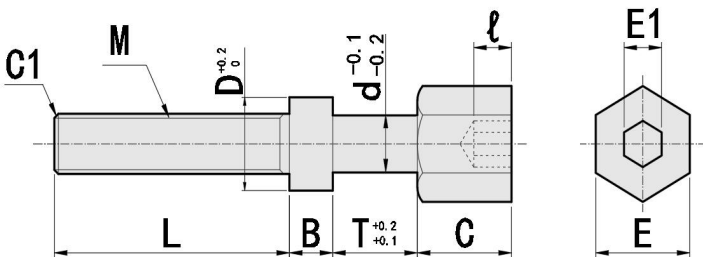
■ Adjusting Bolts - Hex Head with Hex Socket

型号实例	型式 Type+M-L
例如	ZAJSTR5-10

Part Number	Type+M-L
order	ZAJSTR5-10

【!】外观六角形(E)与内六角孔(E1)的方向向随机不固定

【!】The outer hex head E and the hex socket E1 are not aligned



材质对照表(Materials)			
型号Type		材质 Material	表面处理 Surface Treatment
螺纹分类 Classification Of Thread	Type		
粗牙型 Coarse Thread	ZAJSTR	S45C	发黑Black Oxide
	ZAJSTMR	S45C	镀镍Nickel Plating
	ZAJSTRS	SUS304	/

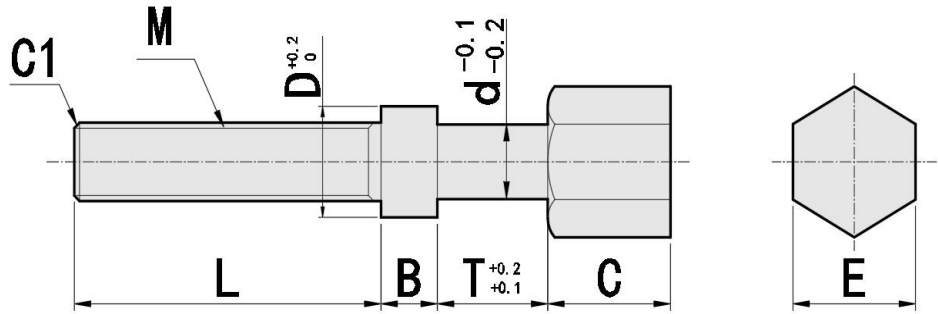
参数对照表(Specifications)												
型式Part Number			粗牙 Coarse Thread	d	T	B	D	C	E	E1	ℓ	
Type	M	L指定单位5mm / L 5mm Increment										
ZAJSTR ZAJSTMR ZAJSTRS	4	10~50	M4*0.7	3.5	7	3	5.5	5	7	2.5	2.5	
	5	10~50	M5*0.8	4.5	9	4.6	7.5	10	8	3	3	
	6	15~50	M6*1.0	5.5	9	4.6	8.5	10	10	4	4	
	8	20~50	M8*1.25	7.5	12	6	11.5	15	13	5	5	



- 六角型调整螺栓
- Adjusting Bolts - Hexagonal

型号实例	型式 Type+M-L
例如	ZAJST5-10

Part Number	Type+M-L
order	ZAJST5-10



材质对照表(Materials)			
型号Type		材质Material	表面处理Surface Treatment
粗牙型Coarse Thread	细牙型Fine Thread		
ZAJST	ZAJSTF	S45C	发黑Black Oxide
ZAJSTM	ZAJSTMF	S45C	镀镍Nickel Plating
ZAJSTS	ZAJSTFS	SUS304	/

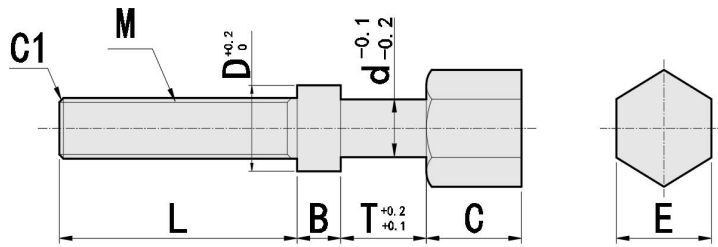
参数对照表(Specifications)										
型式Part Number			M*Pitch		d	T	B	D	C	E
Type	M	L指定单位5mm L 5mm Increment	细牙 Fine Thread	粗牙 Coarse Thread						
粗牙 (Coarse) ZAJST ZAJSTM ZAJSTS	3	10~45	/	M3*0.5	2.5	7	3	4.5	5	6
	4	10~60	M4*0.5	M4*0.7	3.5	7	3	5.5	5	7
	5	10~70	M5*0.5	M5*0.8	4.5	9	4.6	7.5	10	8
细牙 (Fine) ZAJSTF ZAJSTMF ZAJSTFS	6	15~80	M6*0.75	M6*1.0	5.5	9	4.6	8.5	10	10
	8	20~100	M8*0.75	M8*1.25	7.5	12	6	11.5	15	13
	10	25~100	M10*1.0	M10*1.5	9.5	16	7	15.5	15	17
	12	25~150	M12*1.0	M12*1.75	11.5	19	7	17.5	20	19
	16	25~150	/	M16*2.0	15.5	19	8	21.5	20	24



- 六角头尺寸简易型调整螺栓
- Adjusting Bolts - Hexagonal, T Dimension Compact

型号实例	型式 Type+M-L
例如	ZAJSTC5-10

Part Number	Type+M-L
order	ZAJSTC5-10



材质对照表 (Materials)			
型号Type		材质Material	表面处理Surface Treatment
粗牙型Coarse Thread	细牙型Fine Thread		
ZAJSTC	ZAJSTCF	S45C	发黑Black Oxide
ZAJSTCM	ZAJSTCMF	S45C	镀镍Nickel Plating
ZAJSTCS	ZAJSTCFS	SUS304	/

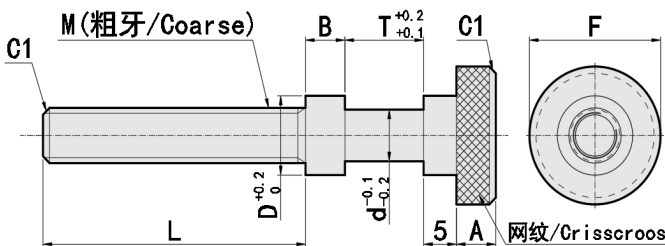
参数对照表 (Specifications)											
型式Part Number			M*Pitch		d	T	B	D	C	E	
Type	M	L指定单位5mm L 5mm Increment	细牙 Fine Thread	粗牙 Coarse Thread							
粗牙 (Coarse) ZAJSTC ZAJSTCM ZAJSTCS	细牙 (Fine) ZAJSTCF ZAJSTCMF ZAJSTCFS	4	10~60	M4*0.5	M4*0.7	3.5	3	3	5.5	5	7
		5	10~70	M5*0.5	M5*0.8	4.5	5	4.6	7.5	10	8
	6	15~80	M6*0.75	M6*1.0	5.5	5	4.6	8.5	10	10	
	8	20~100	M8*0.75	M8*1.25	7.5	5	6	11.5	15	13	



- 滚花旋钮型调整螺栓
- Adjusting Bolts - Knurled Head

型号实例	型式 Type+M-L
例如	ZLVB8-5

Part Number	Type+M-L
order	ZLVB8-5



材质对照表 (Materials)			
型号Type		材质Material	表面处理Surface Treatment
粗牙型Coarse Thread			
ZAJSTK		S45C	发黑Black Oxide
ZAJSTKM		S45C	镀镍Nickel Plating
ZAJSTKS		SUS304	/

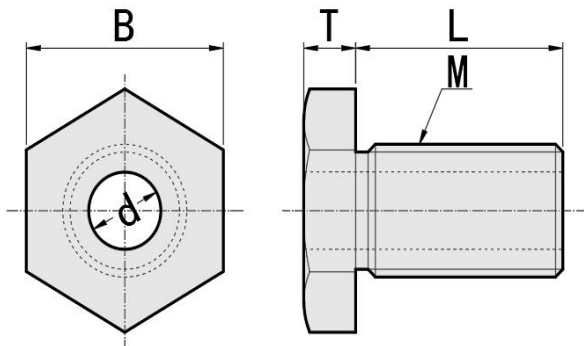
参数对照表 (Specifications)																
型式Part Number				M*Pitch		d	T	B	D	A	E					
Type	M	L		粗牙 Coarse Thread												
粗牙 (Coarse) ZAJSTK ZAJSTKM ZAJSTKS	3	10	15	20	M3*0.5	2.5	7	3	4.5	4	16					
	4	10	15	20	25	30	M4*0.7	3.5	7	3	5.5	4	16			
	5	10	15	20	25	30	35	40	M5*0.8	4.5	9	4.6	7.5	6	20	
	6	15	20	25	30	35	40	45	50	M6*1.0	5.5	9	4.6	8.5	6	20
	8	20	25	30	35	40	45	50	M8*1.25	7.5	12	6	11.5	6	20	



- 标准型调整螺栓
- Standard Leveling Bolts

型号实例	型式 Type+M-L
例如	ZLVB8-5

Part Number	Type+M-L
order	ZLVB8-5



材质对照表(Materials)			
型号Type		材质Material	表面处理Surface Treatment
L尺寸选择型 L Selectable	L尺寸指定型 L Configurable		
ZLVB	ZLVFB	S45C	发黑Black Oxide
ZLVBM	ZLVFBM	S45C	镀镍Nickel Plating
ZLVBS	ZLVFBS	SUS304	/

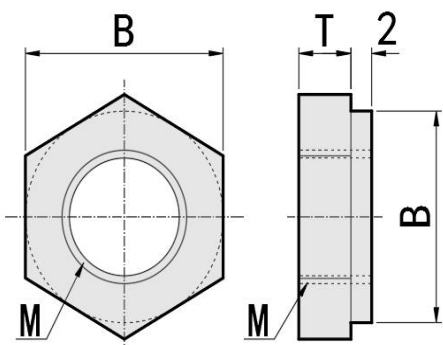
参数对照表(Specifications)															
型式Part Number								M*Pitch	d	T	B	适用螺栓 Applicable Screw			
Type	M	L选择型 L Selectable					L指定单位1mm Configurable 1mm Increment	细牙 Fine							
ZLVB ZLVBM ZLVBS	8	5	10	15	20	25	30	5~50	M8*0.75	3.5	4	13	M3		
	10	10	15	20	25	30	40	50	10~60	M10*1.0	5.5	4	17	M4/M5	
	12	10	15	20	25	30	40	50	10~60	M12*1.0	7	5	19	M6	
ZLVFB ZLVFBM ZLVFBS	16	15	20	25	30	40	50	60	80	15~80	M16*1.5	9	5	22	M8
	20	20	25	30	40	50	60	80	15~100	M20*1.5	13	5	27	M10/M12	
	24	25	30	40	50	60	80	20~100	M24*1.5	17	8	32	M16		
	30	30	40	50	80	100	25~120	M30*1.5	23	8	36	M20			



- 锁紧螺帽型调整螺丝
- Lock Nuts

型号实例	型式 Type+M
例如	ZLVN10

Part Number	Type+M
order	ZLVN10



材质对照表(Materials)		
型号Type	材质Material	表面处理Surface Treatment
ZLVN	S45C	发黑Black Oxide
ZLVNM	S45C	镀镍Nickel Plating
ZLVNS	SUS304	/

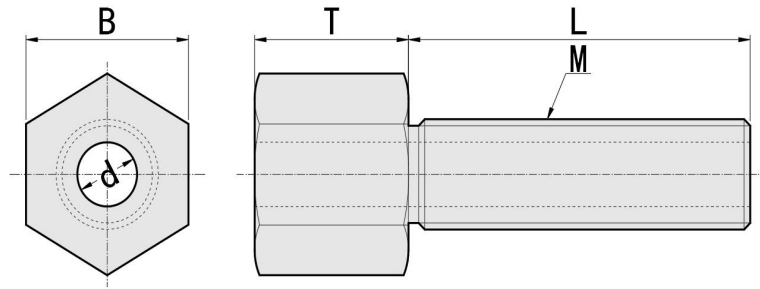
参数对照表(Specifications)				
型式Part Number		M*Pitch	T	B
Type	M	细牙Fine		
ZLVN ZLVNM ZLVNS	8	M8*0.75	4	13
	10	M10*1.0	4	17
	12	M12*1.0	5	19
	16	M16*1.5	5	22
	20	M20*1.5	5	27
	24	M24*1.5	8	32
30	M30*1.5	8	36	



- 扳手槽加厚型调整螺丝
- Standard Leveling Bolts

型号实例	型式 Type+M-L
例如	ZLLVBB8-8

Part Number	Type+M-L
order	ZLLVBB8-8



材质对照表(Materials)		
型号 Type	材质 Material	表面处理 Surface Treatment
ZLLVBB	S45C	发黑Black Oxide
ZLLVBM	S45C	镀镍Nickel Plating
ZLLVBS	SUS304	/

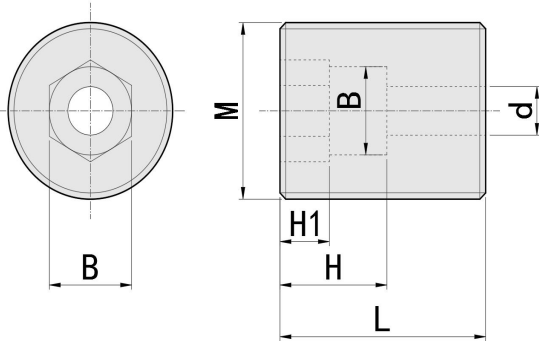
参数对照表(Specifications)								
型式Part Number				M*Pitch	d	T	B	适用螺栓 Applicable Screw
Type	M	L指定单位1mm Configurable 1mm Increment	细牙 Fine					
ZLLVBB ZLLVBM ZLLVBS	8	5~35	M8*0.75	3.5	13	13	M3	
	10	10~55	M10*1.0	5.5	16	17	M4/M5	
	12	10~60	M12*1.0	7	18	19	M6	
	16	15~70	M16*1.5	9	20	22	M8	
	20	15~80	M20*1.5	13	24	27	M10/M12	
	24	20~80	M24*1.5	17	28	32	M16	
30	25~80	M30*1.5	23	30	36	M20		



- 标准型调整螺丝
- Standard Leveling Screws

型号实例	型式 Type+M-L
例如	ZLVW12-10

Part Number	Type+M-L
order	ZLVW12-10



材质对照表(Materials)			
型号Type		材质 Material	表面处理 surface Treatment
L尺寸选择型 L Selectable Type	L尺寸指定型 L Configurable		
ZLVW	ZLVFW	S45C	发黑Black Oxide
ZLVWM	ZLVFWM	S45C	镀镍Nickel Plating
ZLVWS	ZLVFWS	SUS304	/

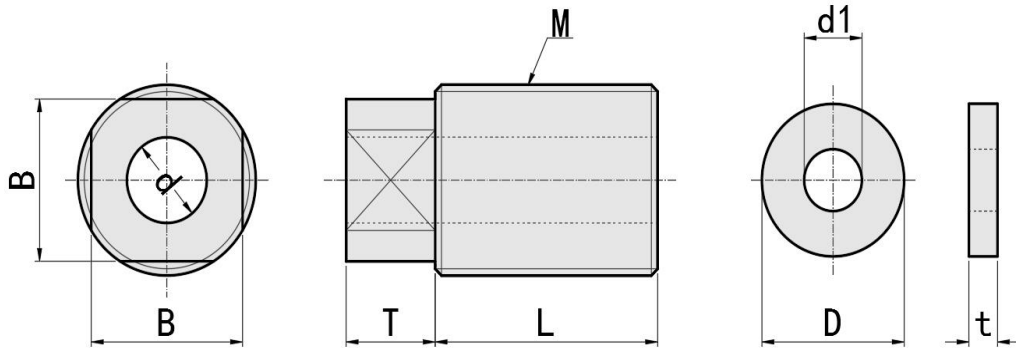
参数对照表(Specifications)												
型式Part Number						M*Pitch	B	d	H1	H	适用螺栓 Applicable Screw	
Type	M	L选择型 L Selectable			L指定单位1mm Configurable 1mm Increment	细牙 Fine						
ZLVW	12	10	15	20	10~30	M12*1.0	6	3.5	4	8.5	M3	
ZLVWM	16	15	20	30	15~40	M16*1.5	8	4.5	5	12	M4	
ZLVWS	20	15	20	25	35	40	M20*1.5	10	5.5	6	13	M5
ZLVFW	24	20	25	30	40	20~50	M24*1.5	14	6.5	8	17	M6
ZLVFWS	30	25	30	40	25~60	M30*1.5	17	9	10	22	M8	



- 扳手槽调整大孔型调整螺丝
- Leveling Screws - Large Holes for Adjustment Wrench Flat

型号实例	型式 Type+M-L
例如	ZLVGB12-10

Part Number	Type+M-L
order	ZLVGB12-10



材质对照表(Materials)				
型号 Type	主体Main Body		垫圈Washer	
	材质 Material	表面处理 surface Treatment	材质 Material	表面处理 surface Treatment
ZLVGB	S45C	发黑Black Oxide	SPCC	镀锌Trivalent Chromate
ZLVGM	S45C	镀镍Nickel Plating	SPCC	镀锌Trivalent Chromate
ZLVGS	SUS304	/	SUS304	/

参数对照表(Specifications)																		
Type	型式Part Number				M*Pitch 细牙 Fine	B	d	T	适用螺栓 Applicable Screw	垫圈Washer								
	M	L选择型 L Selectable								ZLVGB/ZLVGM			ZLVGS					
		D	d1	t	D	d1	t											
ZLVGB ZLVGM ZLVGS	12	10	15	20	M12*1.0	10	6	6	M4	10	4.5	1.6	10	4.5	1.5			
	16	15	20	25	30	M16*1.5	12	8	8	M5	16	5.5	2	12	5.5	2		
	20	15	20	25	30	35	40	M20*1.5	17	9	10	M6	16	6.5	3.2	13	6.5	3
	24	20	25	30	35	40	M24*1.5	19	9	10	M6	16	6.5	3.2	13	6.5	3	
	30	25	30	35	40	M30*1.5	22	12	12	M8	20	8.5	3	22	8.5	3		



等高螺丝系列

Shoulder Bolts



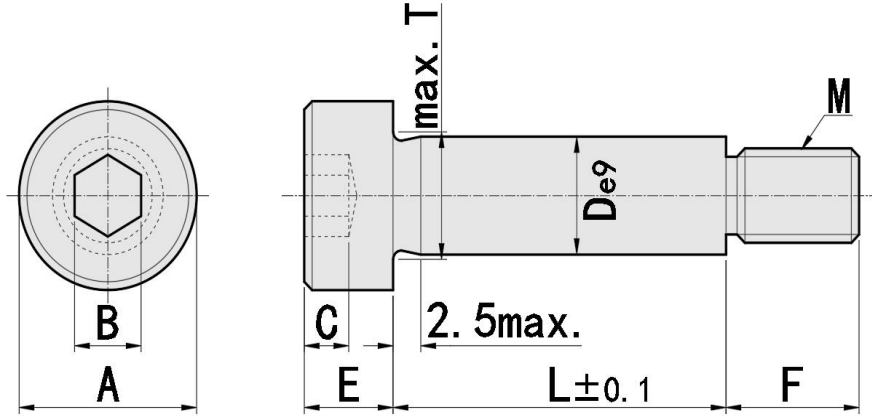
ZHENGCHEN HARDWARE



- 等高螺栓
- Shoulder Bolts

型号实例	型式 Type+D-L
例如	ZMSB4-10

Part Number	Type+D-L
order	ZMSB4-10



材质对照表(Materials)				
型号 Type	材质 Material	硬度 Hardness	强度分类 Strength Class	表面处理 Surface Treatment
ZMSB	SCM435	33~38HRC	10.9	发黑 Black Oxide
ZSMSB	SUS304	/	A2-50	/

参数对照表(Specifications)																		
型式Part Number																		
Type	D	L 【!】SMSB的L尺寸仅带*符号的尺寸 【!】SMSB is applicable only to sizes marked with *									De9	A	B	C	E	M	F	T
ZMSB ZSMSB	4	*10 *15 *20 *25 *30 *35 *40 45	-0.02	6.5	2.5	1.6	3	2.5*0.45	5	4.5								
	4.5	*10 *15 *20 *25 *30 *35 *40 45 50	-0.05	7	2.5	1.6	3	3*0.5	6	5								
	5	*10 *15 *20 *25 *30 *35 *40 45 50	-0.02 -0.05	8	2.5	1.6	3.5	3*0.5	6	5.5								
	5.5	*10 *15 *20 *25 *30 *35 *40 45 50 55		9	3	2.2	4	4*0.7	7	6								
	6	*10 *15 *20 *25 *30 *35 *40 45 50 55 60 65 70	-0.025 -0.061	9	3	2	4	4*0.7	7	6.5								
	6.5	*10 *15 *20 *25 *30 *35 *40 *45 *50 55 60 65 70 75 80		10	4	2.5	5	5*0.8	9	7								
	8	*10 *15 *20 *25 *30 *35 *40 *45 *50 *55 *60 *65 *70 *75 *80 85 90 95 100 110 120	-0.025 -0.061	13	5	3	6	6*1.0	9	8.7								
	10	*10 *15 *20 *25 *30 *35 *40 *45 *50 *55 *60 *65 *70 *75 *80 *85 *90 95 100 110 120	-0.025 -0.061	16	6	4	8	8*1.25	12	10.8								
	12	10 15 20 25 30 35 40 45 50 55 60 65 70 75 80 85 90 95 100	-0.032 -0.075	17	6	4	8	8*1.25	12	12.8								
	13	10 15 20 25 30 35 40 45 50 55 60 65 70 75 80 85 90 95 100 110 120 130	-0.032 -0.075	18	8	5	10	10*1.5	16	14								
	16	15 20 25 30 35 40 45 50 55 60 65 70 75 80 85 90 95 100 110 120 130 140 150	-0.032 -0.075	24	10	7	14	12*1.75	18	17								
	20	40 50 60 70 80 90 100 110 120 130 140 150	-0.04 -0.092	27	14	9	18	16*2.0	24	21								

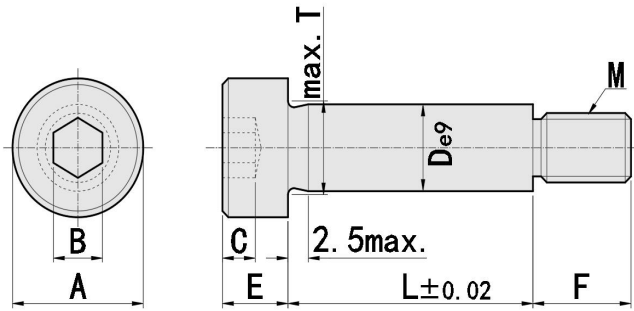


■ 长度精密型等高

■ Precision Shoulder Bolts - Configurable Length

型号实例	型式 Type+D-L
例如	ZMSBL6.5-10

Part Number	Type+D-L
order	ZMSBL6.5-10



材质对照表(Materials)				
型号 Type	材质 Material	硬度 Hardness	强度分类 Strength Class	表面处理 Surface Treatment
ZMSBL	SCM435	30~35HRC	10.9	发黑 Black Oxide

参数对照表(Specifications)																		
Type	D	型式Part Number							De9	A	B	C	E	F	M	T		
		L																
ZMSBL	6.5	10	15	20	25	30	40		-0.025	10	4	2.5	5	9	5*0.8	7		
	8	10	15	20	25	30	35	40	45	-0.061	13	5	3	6	9	6*1.0	8.7	
	10	10	15	20	25	30	35	40	45	50		16	6	4	8	12	8*1.25	10.8
	13	15	20	25	30	35	45	50		-0.032	18	8	5	10	16	10*1.5	14	
	16	20	25	30						-0.075	24	10	7	14	18	12*1.75	17	
	20	20	25	30						-0.040 -0.092	27	14	9	18	24	16*2.0	21	

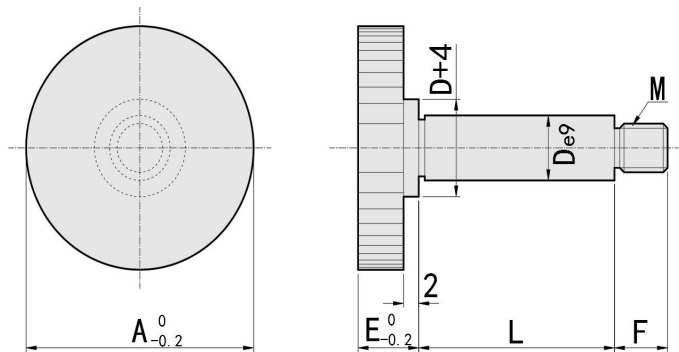


■ 外螺纹型大头等高螺栓

■ Large Head Shoulder Bolts - Tolerance e9

型号实例	型式 Type+D-L
例如	ZMSBY6-15

Part Number	Type+D-L
order	ZMSBY6-15



材质对照表(Materials)			
型号 Type	材质 Material	硬度 Hardness	表面处理 Surface Treatment
ZMSBY	S45C	40HRC	发黑Black Oxide

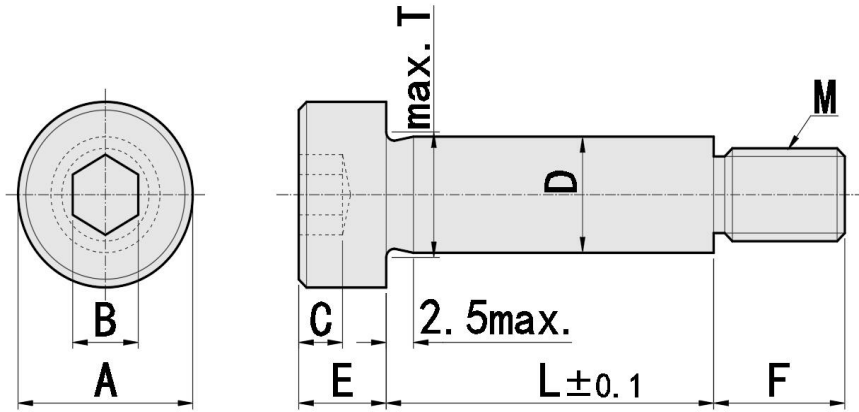
参数对照表(Specifications)									
Type	型式Part Number		L	M	A	E	F		
	De9								
ZMSBY	6	-0.02 -0.05	15 20	4*0.7	24	7	7		
	8	-0.025	25 30 35 40	6*1.0	30	8	9		
	10	-0.061	25 30 35 40	8*1.25	36	10	12		



- 精密型等高螺栓
- Shoulder Bolts - Tolerance g6

型号实例	型式 Type+D-L
例如	ZGMSB4-10

Part Number	Type+D-L
order	ZGMSB4-10



材质对照表(Materials)					
型号 Type	D 公差 Tolerance	材质 Material	硬度 Hardness	强度分类 Strength Class	表面处理 Surface Treatment
ZGMSB	G6	SCM435	33~38HRC	10.9	发黑Black Oxide
ZSGMSB		SUS304	/	A2-50	/
ZMSBH	h7	SCM435	33~38HRC	10.9	发黑Black Oxide
ZSHMSB		SUS304	/	A2-50	/

参数对照表(Specifications)																		
型式Part Number																		
Type	D	L [!] 仅GMSB型的L可选*的尺寸 [!] Dimensions in () are only available for GMSB								Dg6	A	B	C	E	F	M	T	
ZGMSB ZSGMSB	4	10	15	20	*25	*30				-0.004	6.5	2.5	1.6	3	5	2.5*0.45	4.5	
	5	10	15	20	*25	*30				-0.012	8	2.5	1.6	3.5	6	3*0.5	5.5	
	6	10	15	20	25	30	35	40				9	3	2	4	7	4*0.7	6.5
	8	10	15	20	25	30	35	40	45	50	-0.005	13	5	3	6	9	6*1.0	8.7
	10	10	15	20	25	30	35	40	45	50	55	60						

参数对照表(Specifications)																	
型式Part Number																	
Type	D	L								Dh7	A	B	C	E	F	M	T
ZMSBH ZSHMSB	4	10	15	20						0	6.5	2.5	1.6	3	5	2.5*0.45	4.5
	5	10	15	20					-0.012		8	2.5	1.6	3.5	6	3*0.5	5.5
	6	10	15	20	25	30					9	3	2	4	7	4*0.7	6.5
	8	10	15	20	25	30				0	13	5	3	6	9	6*1.0	8.7
	10	10	15	20	25	30	35			-0.015	16	6	4	8	12	8*1.25	10.8

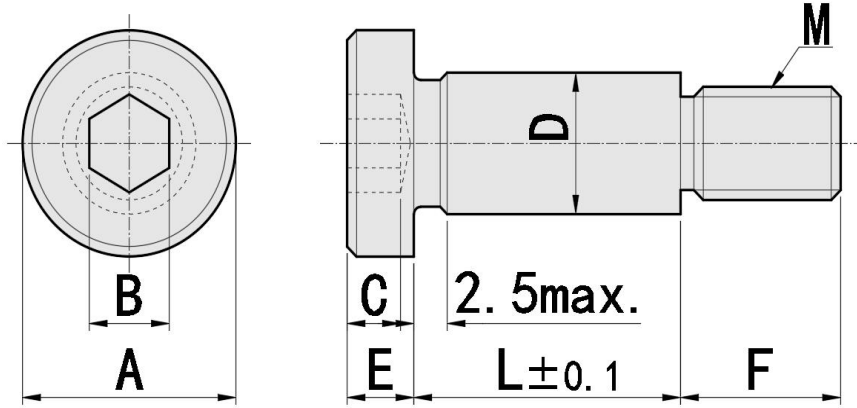


■ 短头肩型螺栓

■ Low Head Shoulder Bolts - Selectable Step Length

型号实例	型式 Type+D-L
例如	ZLMSB4-10

Part Number	Type+D-L
order	ZLMSB4-10



材质对照表(Materials)					
型号 Type	D 公差 Tolerance	材质 Material	硬度 Hardness	强度分类 Strength Class	表面处理 Surface Treatment
ZLMSB	e9	SCM435	28~37HRC	9.8	发黑Black Oxide
ZLSMSB		SUS304	/	A2-50	/
ZLMSBG	G6	SCM435	28~37HRC	9.8	发黑Black Oxide
ZLSMSBG		SUS304	/	A2-50	/
ZLMSBH	h7	SCM435	28~37HRC	9.8	发黑Black Oxide
ZLSMSBH		SUS304	/	A2-50	/

参数对照表(Specifications)													
型式Part Number		D	L (g6/h7公差仅适用于带*符号的尺寸) (G6 / H7 tolerances are only applicable for * dimensions)	e9	Dg6	Dg6	A	B	C	E	F	M	T
Type													
ZLMSB ZLSMSB ZLMSBG ZLSMSBG ZLMSBH ZLSMSBH	4	*10 *15 *20	-0.02 -0.05	-0.004 -0.012	0 -0.012	6.5	2.5	1.6	2	5	2.5*0.45	4.5	
	4.5	*10 *15 *20 25 30 35 40				7	2.5	1.6	2	6	3*0.5	5	
	5	*10 *15 *20 *25				8	2.5	1.6	2	6	3*0.5	5.5	
	5.5	*10 *15 *20 *25 30 35 40				9	3	2.2	2.5	6	4*0.7	6	
	6	*10 *15 *20 *25	9	3	2	2.5	7	4*0.7	6.5				
	6.5	*10 *15 *20 *25 *30 35 40	10	4	2.5	3	9	5*0.8	7				
	8	*10 *15 *20 *25 30 35 40	13	5	3	4	9	6*1.0	8.7				
	10	*10 *15 *20 *25 30 35 40	16	6	4	5	12	8*1.25	10.8				



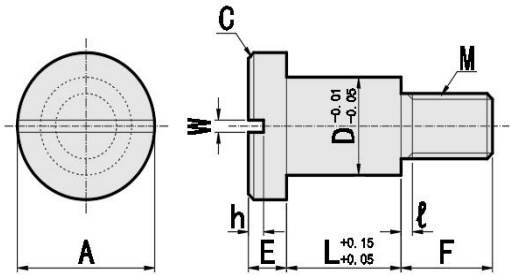
- 支点用台阶螺丝
- Fulcrum Pins - Straight Slot Groove, Configurable

型号实例	型式 Type+D-L
例如	ZCBBD4-1

Part Number	Type+D-L
order	ZCBBD4-1

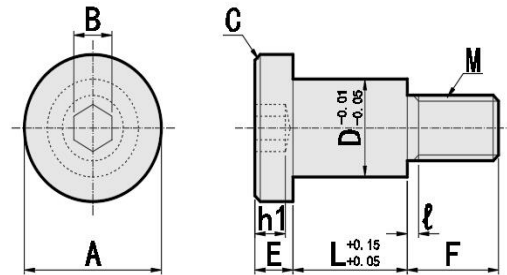
一字槽 / Slotted

ZCBBD / ZCBBDH / ZCBD



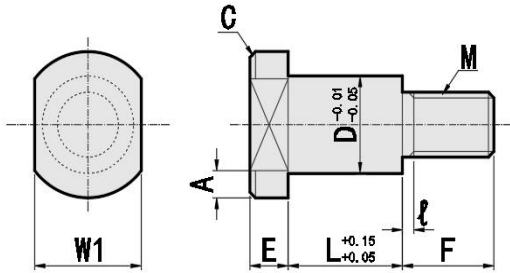
内六角 / Allen

ZCBDBR / ZCBDBRH / ZCBDR



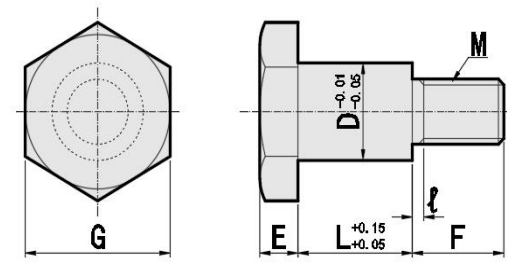
对边间距 / The edge spacing

ZCBDBW / ZCBDBWH / ZCBDW



六角头 / Hex

ZCBDBL / ZCBDL



材质对照表 (Materials)						
型号Type				材质 Material	硬度 Hardness	表面处理 Surface Treatment
一字槽/Slotted	内六角孔/Allen	对边间距 /The edge spacing	六角头/hex			
ZCBBD	ZCBDBR	ZCBDBW	ZCBDBL	S45C	/	发黑Black Oxide
ZCBBDH	ZCBDBRH	ZCBDBWH	/	S45C	40~45HRC	发黑Black Oxide
ZCBD	ZCBDR	ZCBDW	ZCBDL	SUS303	/	/

参数对照表 (Specifications)													
型式Part Number													
Type				D	L								
Slotted 一字槽 ZCBBD ZCBBDH ZCBD	Allen 内六角孔 ZCBDBR ZCBDBRH ZCBDR	The edge spacing 对边间距 ZCBDBW ZCBDBWH ZCBDW	hex 六角头 ZCBDBL ZCBDL	4	1	2	3	4	5	6	7	8	
				5	1	2	3	4	5	6	7	8	10
				6	2	3	4	5	6	7	8	10	
				8	5	6	7	8	9	10	12	20	
				10	5	6	7	8	9	10	12	15	20
				12	6	7	8	9	10	12	13	15	20

参数对照表 (Specifications)																	
型式 Part Number Type				A	E		M	F	ℓ	W	B	h	h1	C	W1	G	
					一字槽 Slotted	两平面/内六角孔/ 六角头型/Other											
Slotted 一字槽 ZCBBD ZCBBDH ZCBD	Allen 内六角孔 ZCBDBR ZCBDBRH ZCBDR	The edge spacing 对边间距 ZCBDBW ZCBDBWH ZCBDW	hex 六角头 ZCBDBL ZCBDL	4	6	2	3.5	2.5*0.45	4	0.8	0.8	2	1	2	0.5	5	7
				5	8	2	4.0	3*0.5	6	1	0.8	2.5	1	2.5	0.5	7	8
				6	10	2.5	4	4*0.7	8	1.2	1.2	3	1.5	3	0.5	8	10
				8	12	3	4.5	5*0.8	10	1.4	1.2	4	1.5	3.5	1	10	13
				10	16	4	5	6*1.0	12	1.5	1.4	5	1.8	4	1	13	17
				12	18	5	5.0	8*1.25	12	1.5	1.5	5	2	4	1	14	19



■ 支点用台阶螺丝

■ Fulcrum Pins - Straight Slot Groove, Configurable

型号实例	型式 Type+D-L
例如	ZCBDG4-1

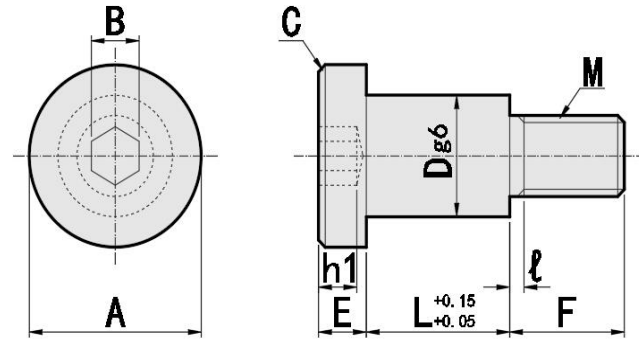
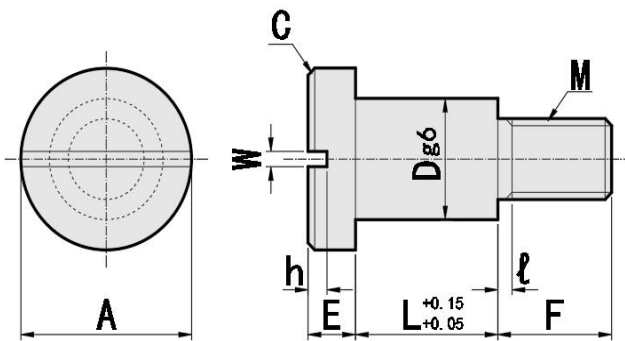
Part Number	Type+D-L
order	ZCBDG4-1

一字槽 / Slotted

ZCBDG

内六角 / Allen

ZCBDGBR/ZCBDGR



材质对照表(Materials)			
型号Type		材质 Material	表面处理 Surface Treatment
一字槽/Slotted	内六角孔/Allen		
/	ZCBDGBR		
ZCBDG	ZCBDGR	SUS303	/

参数对照表(Specifications)											
型式Part Number											
Type	D	L									
Slotted 一字槽 ZCBDG	Allen 内六角孔 ZCBDGBR ZCBDGR	4	1	2	3	4	5	6	7	8	
		5	1	2	3	4	5	6	7	8	10
		6	2	3	4	5	6	7	8	10	
		8	5	6	7	8	9	10	12	20	
		10	5	6	7	8	9	10	12	15	20
	12	6	7	8	9	10	12	13	15	20	

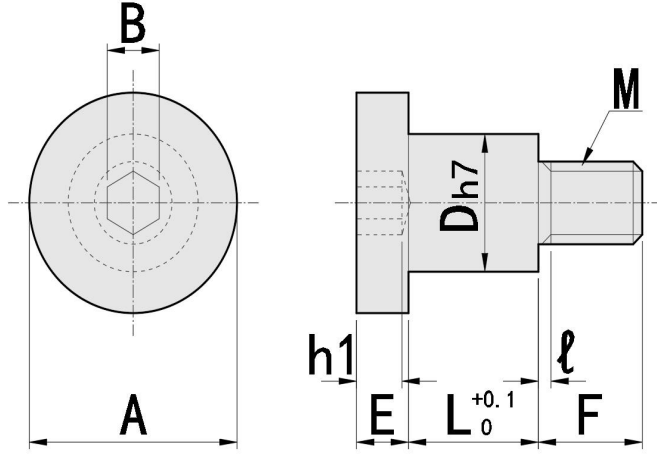
参数对照表(Specifications)														
型式 Part Number		Dg6	A	E		M	F	ℓ	W	B	h	h1	C	
Type	D			一字槽 Slotted	内六角孔 Allen									
Slotted 一字槽 ZCBDG	Allen 内六角孔 ZCBDGBR ZCBDGR	4	-0.004 -0.012	6	2	3.5	2.5*0.45	4	0.8	0.8	2	1	2	0.5
		5		8	2	4.0	3*0.5	6	1	0.8	2.5	1	2.5	0.5
		6		10	2.5	4	4*0.7	8	1.2	1.2	3	1.5	3	0.5
		8	-0.005	12	3	4.5	5*0.8	10	1.4	1.2	4	1.5	3.5	1
		10	-0.014	16	4	5	6*1.0	12	1.5	1.4	5	1.8	4	1
	12	-0.006 -0.017	18	5	5.0	8*1.25	12	1.5	1.5	5	2	4	1	



- 短头轴销螺栓
- Stepped Screws - Low Head Selectable

型号实例	型式 Type+M-L-F
例如	ZDBB 3- 3- 3

Part Number	Type+M-L-F
order	ZDBB 3- 3- 3



材质对照表(Materials)		
型号 Type	材质 Material	表面处理 Surface Treatment
ZDBB	S45C	发黑Black Oxide
ZDBS	SUS303	/

参数对照表(Specifications)												
型式Part Number						E	Dh7	A	B	ℓ	h1	
Type	M	L	F									
ZDBB ZDBS	3	3	3	4	5	6	2	5	8	2	1	2
	3	4	3	4	5	6	2	5	8	2	1	2
	3	5	3	4	5	6	2	5	8	2	1	2
	3	6	3	4	5	6	2	5	8	2	1	2
	3	7	4	5	6		2	5	8	2	1	2
	3	8	4	5	6		2	5	8	2	1	2
	4	3	4	5	6	8	2.8	6	10	2.5	1.2	2.5
	4	4	4	5	6	8	2.8	6	10	2.5	1.2	2.5
	4	5	4	5	6	8	2.8	6	10	2.5	1.2	2.5
	4	6	4	5	6	8	2.8	6	10	2.5	1.2	2.5
	4	7	4	5	6	8	2.8	6	10	2.5	1.2	2.5
	4	8	5	6	8		2.8	6	10	2.5	1.2	2.5
	4	10	6	8			2.8	6	10	2.5	1.2	2.5
	5	3	5	8	10		3.5	8	12	3	1.4	3
	5	4	5	8	10		3.5	8	12	3	1.4	3
	5	5	5	8	10		3.5	8	12	3	1.4	3
	5	6	5	8	10		3.5	8	12	3	1.4	3
	5	7	5	8	10		3.5	8	12	3	1.4	3
	5	8	5	8	10		3.5	8	12	3	1.4	3
	6	3	10	12			4	10	16	4	1.5	3.5
	6	4	8	10	12		4	10	16	4	1.5	3.5
	6	5	8	10	12		4	10	16	4	1.5	3.5
	6	6	8	10	12		4	10	16	4	1.5	3.5
	6	7	8	10	12		4	10	16	4	1.5	3.5
6	10	8	10	12		4	10	16	4	1.5	3.5	



- 轴销螺栓
- Stepped Bolts - Low Head

型号实例	型式 Type+M-L-F
例如	ZDBGB3-5-3

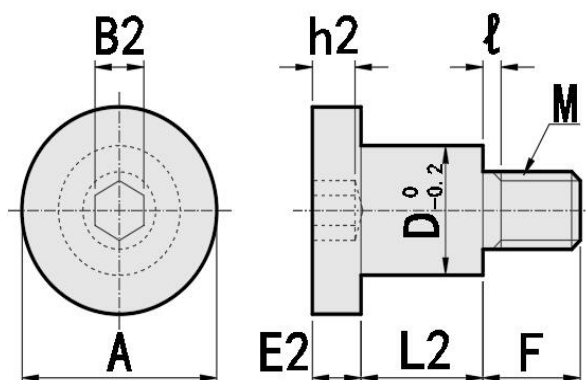
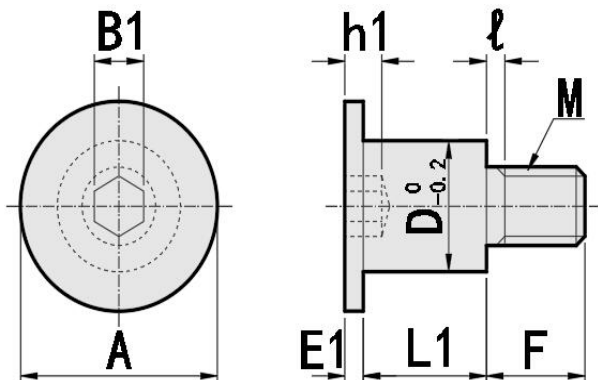
Part Number	Type+M-L-F
order	ZDBGB3-5-3

超短头型 / Extra Low head

ZDBGB / ZDBGM / ZDBGS

短头型 / Low Head

ZDBTB / ZDBTM / ZDBTS



材质对照表(Materials)						
型号Type		材质Material	表面处理Surface Treatment	M	L	F
超短头型Extra Low head	短头型Low Head					
ZDBGB	ZDBTB	S45C	发黑Black Oxide	3~10	5~20	3~15
ZDBGM	ZDBTM	S45C	镀镍Nickel Plating	3~10	5~20	3~15
ZDBGS	ZDBTS	SUS303	/	3~10	5~20	3~15

参数对照表(Specifications)										
型式Part Number		指定单位1mm 1mm Increment			E	D	A	B	l	h1
Type	M	L	F							
ZDBGB ZDBGM ZDBGS	3	5~20	3~6	1.5	5	8	1.5	1	1.5	
	4	5~20	4~8	1.5	6	10	2	1.2	2	
	5	5~20	5~10	1.5	8	12	3	1.4	3	
	6	5~20	6~12	1.5	10	16	3	1.5	3	
	8	5~20	8~12	1.5	12	18	4	1.5	3.5	
10	5~20	10~15	1.5	15	20	5	1.5	4		

参数对照表(Specifications)										
型式Part Number		指定单位1mm 1mm Increment			E	D	A	B	l	h1
Type	M	L	F							
ZDBTB ZDBTM ZDBTS	3	3~20	3~6	2	5	8	1.5	1	2	
	4	3~20	4~8	2.8	6	10	2	1.2	2.5	
	5	3~20	5~10	3.5	8	12	3	1.4	3	
	6	3~20	6~12	4	10	16	3	1.5	3.5	
	8	3~20	8~12	5	12	18	4	1.5	4	
10	3~20	10~15	6	15	20	5	1.5	4.5		