



Industrial Energy-saving Air Conditioner 工业省电空调

- 1 产品描述
Product Description
- 2 智能物联网集控系统图
Intelligent 10T Centralized Control System Figur.
- 3 技术参数
Technical Data

Taizhou S&J Trading Co., Ltd.
Zhejiang Litian Industrial Co.,Ltd.
web: www.forefrigeration.com
e-mail: ice@forefrigeration.com

Industrial Energy-saving Air Conditioner 工业省电空调



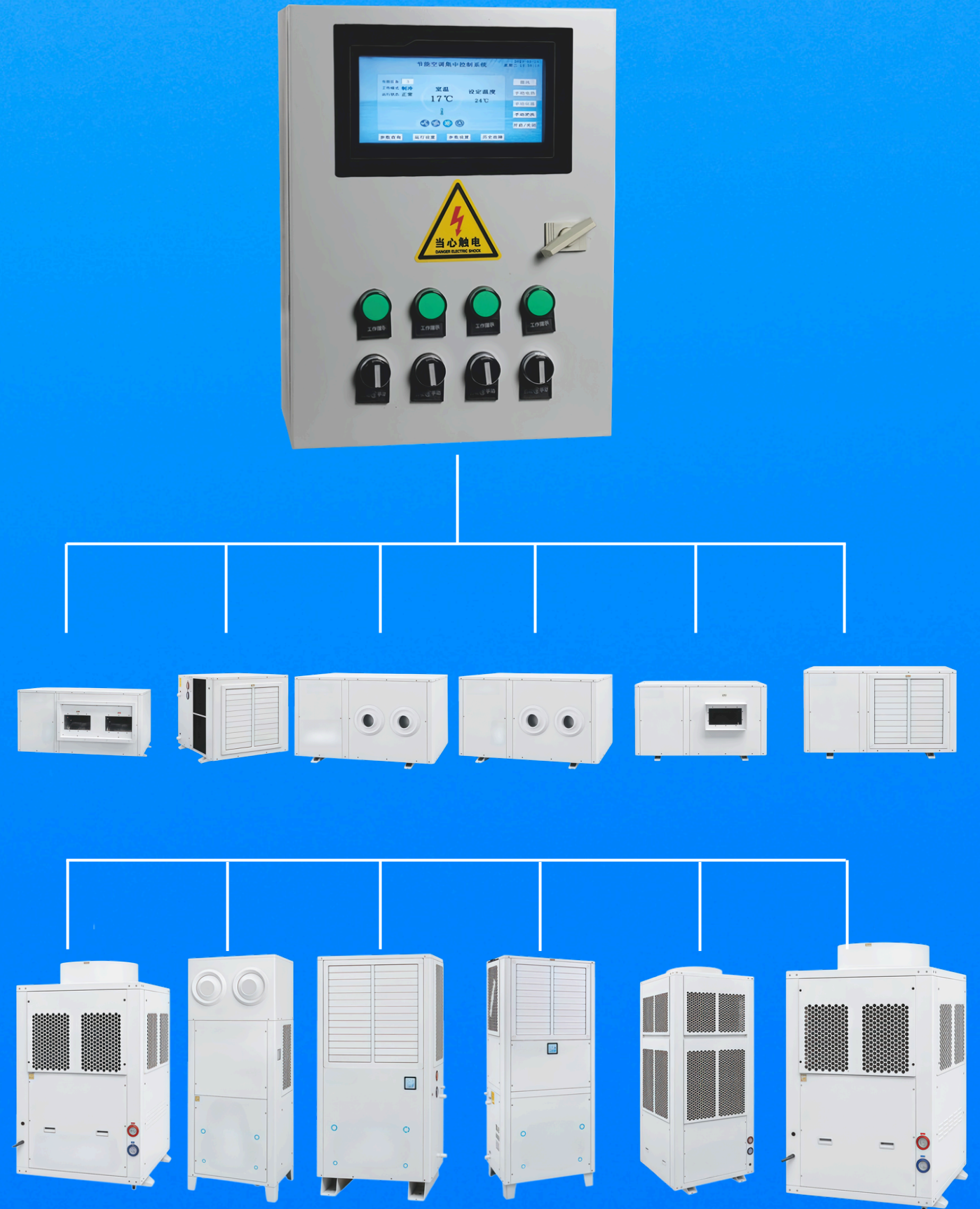
产品描述 Product Description

C series industrial energy-saving air conditioner units utilize high-efficiency evaporative condensation technology, offering a new solution for energy savings, emission reduction, and low-carbon economic development. Designed and manufactured to high industry standards, every component is carefully selected to ensure superior quality and performance. Compared with traditional central air conditioning systems, C series industrial energy-saving air conditioners require approximately half the total investment under the same conditions, combining low initial cost with high operational efficiency. They serve as an ideal replacement for conventional central air conditioning systems.

智能物联网集控系统图

Intelligent 10T Centralized Control System Figur.

- | | |
|-----------------------------|---------------------------|
| 01-运行数量 Number of runs | 09-风摆设置 Air swing setting |
| 02-模式显示 Mode display | 10-制热模式 Heating mode |
| 03-室内温度 Room temperature | 11-化霜模式 Defrosting mode |
| 04-设置温度 Setting temperature | 12-手动清洗 Manual cleaning |
| 05-风速显示 Wind speed display | 13-开启/关闭 Turn on/off |
| 06-参数查询 Parameter query | 14-故障查询 Fault inquiry |
| 07-模式选择 Mode selection | 15-系统参数 System parameters |
| 08-工作指示灯 Working indicator | |




技术参数 Technical Data

KYT-05C

780*550*1870mm



760*760*1400mm




KYT-08C

920*530*1730mm



760*760*1400mm



参数说明 Parameter


型号 Model	KYT-05C	KYT-08C
名义制冷量 Nominal cooling capacity	17KW	28.5KW
额定功率 Rated power	3.7KW	6.5KW
出风方式 Air-out mode	侧出风 Side exhaust	侧出风 Side exhaust
风机类型 Fan type	轴流式 Axial flow	轴流式 Axial flow
风感距离 Wind sensing distance	10m	10m
最大风量 Maximum air volume	5000m ³ /h	6000m ³ /h
输入电压 Input voltage	380V 3N/50Hz	380V 3N/50Hz
输入电流 Input current	10A	17A
能效比(COP) Energy efficiency ratio	4.59	4.4
储水量 Water storage capacity	50L	50L
蒸发量 Evaporation capacity	35L/H	35L/H
额定流量 Rated flow	6m ³ /h	9m ³ /h
进出水口尺寸 Inlet and outlet water pipe	DN32(PVC管tube)	DN32(PVC管tube)
连接内外机水平距离 horizontal distance between connecting internal and external machines	40-50m	40-50m
连接内外机落差高度 Height difference between connecting internal and external machines	10m	10m
防护等级 Protection grade	IPX4	IPX4
制冷剂 Refrigerant	R410A	R410A
噪音 Noise	<53 db	<55 db
重量 Weight	150kg+103kg	168kg+103kg
内机尺寸 Indoor unit dimensions	780*550*1870mm	920*530*1730mm
外机尺寸 Outdoor unit dimensions	760*760*1400mm	760*760*1400mm
适用面积 Applicable area	150-200m ²	200-250m ²

KYT-10C

920*530*1980mm



890*890*1370mm




KYT-12C

920*530*2140mm



890*890*1370mm




型号 Model	KYT-10C	KYT-12C
名义制冷量 Nominal cooling capacity	35KW	53KW
额定功率 Rated power	6.8KW	10.3KW
出风方式 Air-out mode	侧出风 Side exhaust	侧出风 Side exhaust
风机类型 Fan type	轴流式 Axial flow	轴流式 Axial flow
风感距离 Wind sensing distance	13m	16m
最大风量 Maximum air volume	10000m ³ /h	12000m ³ /h
输入电压 Input voltage	380V 3N/50Hz	380V 3N/50Hz
输入电流 Input current	18A	28A
能效比(COP) Energy efficiency ratio	5.14	5.14
储水量 Water storage capacity	50L	50L
蒸发量 Evaporation capacity	50L/H	50L/H
额定流量 Rated flow	12m ³ /h	14m ³ /h
进出水口尺寸 Inlet and outlet water pipe	DN32(PVC管tube)	DN32(PVC管tube)
连接内外机水平距离 horizontal distance between connecting internal and external machines	50-60m	50-60m
连接内外机落差高度 Height difference between connecting internal and external machines	10m	10m
防护等级 Protection grade	IPX4	IPX4
制冷剂 Refrigerant	R410A	R410A
噪音 Noise	<65 db	<68 db
重量 Weight	209kg+103kg	244kg+103kg
内机尺寸 Indoor unit dimensions	920*530*1980mm	920*530*2140mm
外机尺寸 Outdoor unit dimensions	890*890*1370mm	890*890*1370mm
适用面积 Applicable area	250-350m ²	350-450m ²



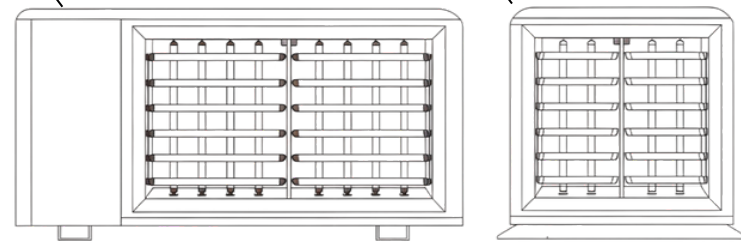
KYT-05F/C

760*760*1400mm



1100*800*800mm

760*760*1400mm




KYT-10F/C

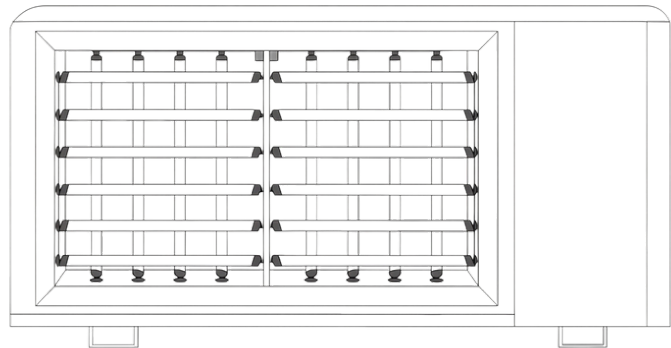
KYT-12F/C



890*890*1370mm



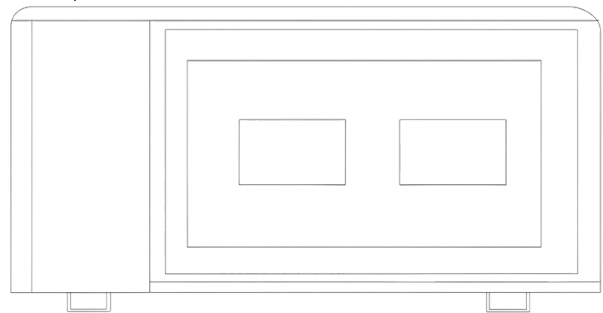
1700*820*800mm



型号 Model	KYT-05F/C	KYT-10F/C	KYT-12F/C
名义制冷量 Nominal cooling capacity	17KW	35KW	53KW
额定功率 Rated power	3.7KW	7.5KW	10.3KW
出风方式 Air-out mode	侧出风 Side exhaust	侧出风 Side exhaust	侧出风 Side exhaust
风机类型 Fan type	轴流式 Axial flow	轴流式 Axial flow	轴流式 Axial flow
风感距离 Wind sensing distance	10m	13m	16m
最大风量 Maximum air volume	5000m ³ /h	10000m ³ /h	12000m ³ /h
输入电压 Input voltage	380V 3N/50Hz	380V 3N/50Hz	380V 3N/50Hz
输入电流 Input current	10A	20A	28A
能效比(COP) Energy efficiency ratio	4.59	4.66	5.14
储水量 Water storage capacity	50L	50L	50L
蒸发量 Evaporation capacity	35L/H	50L/H	50L/H
额定流量 Rated flow	6m ³ /h	12m ³ /h	14m ³ /h
进出水口尺寸 Inlet and outlet water pipe	DN32(PVC管tube)	DN32(PVC管tube)	DN32(PVC管tube)
连接内外机水平距离 horizontal distance between connecting internal and external machines	40-50m	50-60m	50-60m
连接内外机落差高度 Height difference between connecting internal and external machines	10m	10m	10m
防护等级 Protection grade	IPX4	IPX4	IPX4
制冷剂 Refrigerant	R410A	R410A	R410A
噪音 Noise	<53 db	<65 db	<68 db
重量 Weight	150kg+103kg	195kg+103kg	218kg+103kg
内机尺寸 Indoor unit dimensions	1100*800*800mm	1550*820*800mm	1700*820*800mm
外机尺寸 Outdoor unit dimensions	760*760*1400mm	890*890*1370mm	890*890*1370mm
适用面积 Applicable area	150-200m ²	250-350m ²	350-450m ²




1550*820*710mm



KYT-10F/S KYT-12F/S

890*890*1370mm

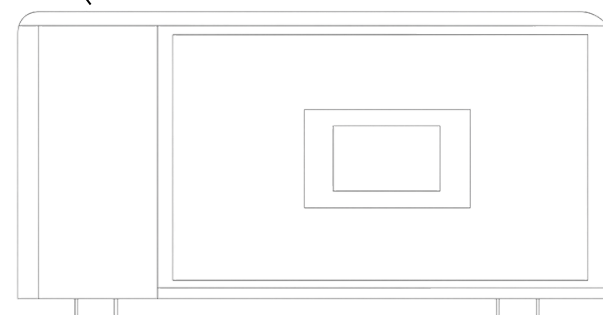


KYT-05F/S KYT-08F/S

760*760*1400mm



1250*810*710mm




型号 Model	KYT-05F/S	KYT-08F/S	KYT-10F/S	KYT-12F/S
名义制冷量 Nominal cooling capacity	17KW	28.5KW	35KW	53KW
额定功率 Rated power	4.5KW	7.2KW	8.5KW	11.2KW
出风方式 Air-out mode	侧出风 Side exhaust	侧出风 Side exhaust	侧出风 Side exhaust	侧出风 Side exhaust
风机类型 Fan type	离心式 Centrifugal type	离心式 Centrifugal type	离心式 Centrifugal type	离心式 Centrifugal type
管道距离 Pipeline distance	30m	35m	50m	70m
最大风量 Maximum air volume	5000m ³ /h	6000m ³ /h	8000m ³ /h	10000m ³ /h
输入电压 Input voltage	380V 3N/50Hz	380V 3N/50Hz	380V 3N/50Hz	380V 3N/50Hz
输入电流 Input current	12A	19A	20A	30A
能效比(COP) Energy efficiency ratio	3.77	4	4.66	4.73
储水量 Water storage capacity	50L	50L	50L	50L
蒸发量 Evaporation capacity	35L/H	35L/H	50L/H	50L/H
额定流量 Rated flow	6m ³ /h	9m ³ /h	12m ³ /h	14m ³ /h
进出水口尺寸 Inlet and outlet water pipe	DN32(PVC管tube)	DN32(PVC管tube)	DN32(PVC管tube)	DN32(PVC管tube)
连接内外机水平距离 horizontal distance between connecting intenal and external machines	40-50m	40-50m	50-60m	50-60m
连接内外机落差高度 Height difference between connecting Intenal and external machines	10m	10m	10m	10m
防护等级 Protection grade	IPX4	IPX4	IPX4	IPX4
制冷剂 Refrigerant	R410A	R410A	R410A	R410A
噪音 Noise	<53 db	<55 db	<65 db	<68 db
重量 Weight	152kg+103kg	166Kg+103kg	219kg+103kg	230kg+103kg
内机尺寸 Indoor unit dimensions	1250*810*710mm	1250*810*710mm	1550*820*710mm	1550*820*710mm
外机尺寸 Outdoor unit dimensions	760*760*1400mm	760*760*1400mm	890*890*1370mm	890*890*1370mm
适用面积 Applicable area	150-200m ²	200-250m ²	250-350m ²	350-450m ²
风压 Wind pressure	300Pa	350Pa	550Pa	550Pa

KYT-20H



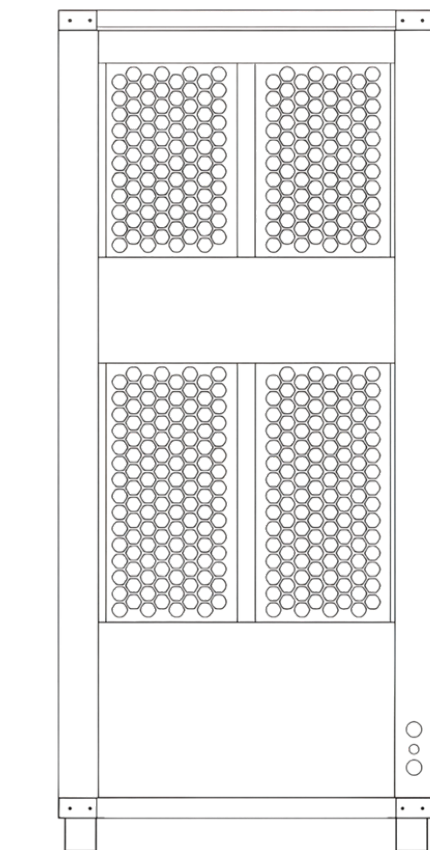
950*950*1550mm



KYT-26H



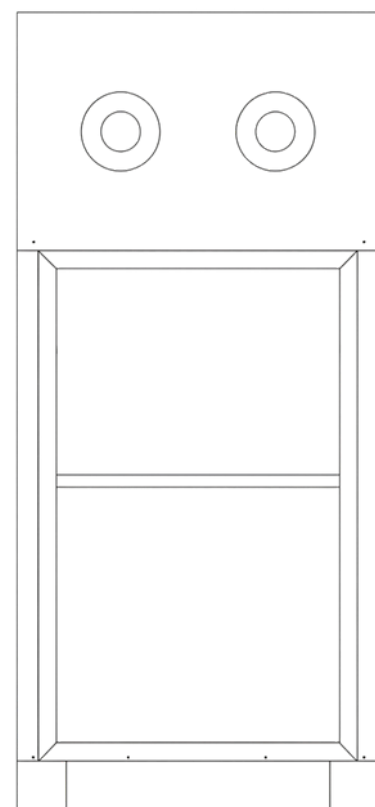
106*106*2350mm



型号 Model	KYT-20H	KYT-26H
名义制冷量 Nominal cooling capacity	17KW	53KW
额定功率 Rated power	4.1KW	13KW
出风方式 Air-out mode	顶出风 Top air-out	顶出风 Top air-out
风机类型 Fan type	轴流式 Axial flow	轴流式 Axial flow
风感距离 Wind sensing distance	25m	50m
最大风量 Maximum air volume	18000m ³ /h	23000m ³ /h
输入电压 Input voltage	380V 3N/50Hz	380V 3N/50Hz
输入电流 Input current	11A	35A
能效比(COP) Energy efficiency ratio	4.1	4.07
储水量 Water storage capacity	50L	50L
蒸发量 Evaporation capacity	35L/H	50L/H
额定流量 Rated flow	/	/
进出水口尺寸 Inlet and outlet water pipe	/	/
连接内外机水平距离 horizontal distance between connecting internal and external machines	/	/
连接内外机落差高度 Height difference between connecting internal and external machines	/	/
防护等级 Protection grade	IPX4	IPX4
制冷剂 Refrigerant	R410A	R410A
噪音 Noise	<68 db	<68 db
重量 Weight	245kg	300kg
内机尺寸 Indoor unit dimensions	950*950*1550mm	106*106*2350mm
外机尺寸 Outdoor unit dimensions	/	/
适用面积 Applicable area	150-200m ²	350-450m ²



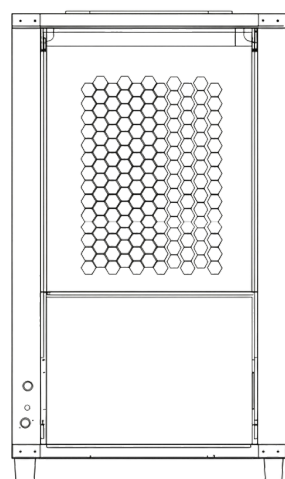
780*550*1870mm



KYT-05S




760*760*1400mm





型号 Model	KYT-05S
名义制冷量 Nominal cooling capacity	/
额定功率 Rated power	4.5KW
出风方式 Air-out mode	侧出风 Side exhaust
风机类型 Fan type	离心式 Centrifugal type
风感距离 Wind sensing distance	5m
最大风量 Maximum air volume	5000m ³ /h
输入电压 Input voltage	/
输入电流 Input current	2A
能效比(COP) Energy efficiency ratio	3.77
储水量 Water storage capacity	50L
蒸发量 Evaporation capacity	35L/H
额定流量 Rated flow	/
进出水口尺寸 Inlet and outlet water pipe	DN32(PVC管tube)
连接内外机水平距离 horizontal distance between connecting internal and external machines	40-50m
连接内外机落差高度 Height difference between connecting internal and external machines	10m
防护等级 Protection grade	/
制冷剂 Refrigerant	R410A
噪音 Noise	/
重量 Weight	/
内机尺寸 Indoor unit dimensions	1100*800*800mm
外机尺寸 Outdoor unit dimensions	760*760*1400mm
适用面积 Applicable area	150-200m ²

KYT-08S



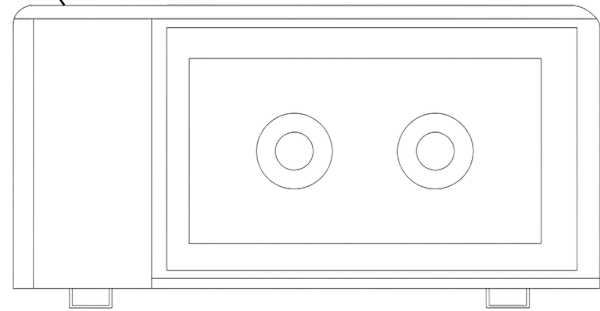
KYT-24S



型号 Model	KYT-08S	KYT-24S
名义制冷量 Nominal cooling capacity	28.5KW	30KW
额定功率 Rated power	7.2KW	8.5KW
出风方式 Air-out mode	侧出风 Side exhaust	顶出风 Top air-out
风机类型 Fan type	离心式 Centrifugal type	轴流式 Axial flow
风感距离 Wind sensing distance	35m	40m
最大风量 Maximum air volume	6000m ³ /h	18000m ³ /h
输入电压 Input voltage	380V 3N/50Hz	380V 3N/50Hz
输入电流 Input current	16A	23A
能效比(COP) Energy efficiency ratio	4	3.52
储水量 Water storage capacity	50L	50L
蒸发量 Evaporation capacity	35L/H	50L/H
额定流量 Rated flow	9m ³ /h	12m ³ /h
进出水口尺寸 Inlet and outlet water pipe	DN32(PVC管tube)	DN32(PVC管tube)
连接内外机水平距离 horizontal distance between connecting intenal and external machines	40-50m	50-60m
连接内外机落差高度 Height difference between connecting Internal and external machines	10m	10m
防护等级 Protection grade	IPX4	IPX4
制冷剂 Refrigerant	R410A	R410A
噪音 Noise	<55 db	<68 db
重量 Weight	150kg+103kg	265kg+103kg
内机尺寸 Indoor unit dimensions	760*580*1450mm	950*950*1550mm
外机尺寸 Outdoor unit dimensions	760*760*1400mm	890*890*1370mm
适用面积 Applicable area	200-250m ²	250-350m ²
风压 Wind pressure	350Pa	/




1400*950*710mm



KYT-08F

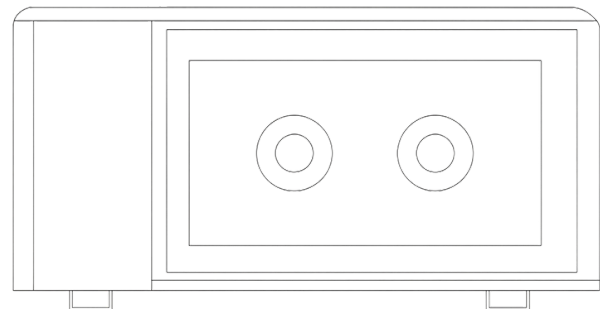
760*760*1400mm



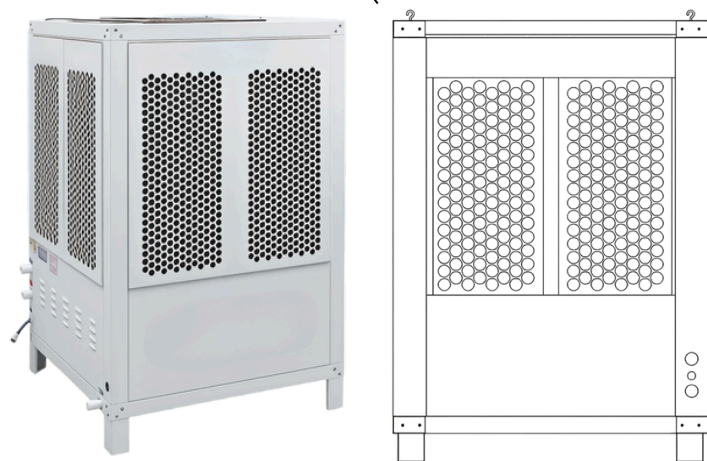
KYT-10F KYT-12F



1400*950*710mm



890*890*1370mm



型号 Model	KYT-08F	KYT-10F	KYT-12F
名义制冷量 Nominal cooling capacity	28.5KW	35KW	53KW
额定功率 Rated power	7.2KW	8.5KW	11.2KW
出风方式 Air-out mode	侧出风 Side exhaust	侧出风 Side exhaust	侧出风 Side exhaust
风机类型 Fan type	离心式 Centrifugal type	离心式 Centrifugal type	离心式 Centrifugal type
风感距离 Wind sensing distance	15m	18m	20m
最大风量 Maximum air volume	6000m ³ /h	8000m ³ /h	10000m ³ /h
输入电压 Input voltage	380V 3N/50Hz	380V 3N/50Hz	380V 3N/50Hz
输入电流 Input current	19A	20A	30A
能效比(COP) Energy efficiency ratio	4	4.66	4.73
储水量 Water storage capacity	50L	50L	50L
蒸发量 Evaporation capacity	35L/H	50L/H	50L/H
额定流量 Rated flow	9m ³ /h	12m ³ /h	12m ³ /h
进出水口尺寸 Inlet and outlet water pipe	DN32(PVC管tube)	DN32(PVC管tube)	DN32(PVC管tube)
连接内外机水平距离 horizontal distance between connecting internal and external machines	40-50m	50-60m	50-60m
连接内外机落差高度 Height difference between connecting internal and external machines	10m	10m	10m
防护等级 Protection grade	IPX4	IPX4	IPX4
制冷剂 Refrigerant	R410A	R410A	R410A
噪音 Noise	<55 db	<65 db	<68 db
重量 Weight	166kg+103kg	219kg+103kg	230kg+103kg
内机尺寸 Indoor unit dimensions	1400*950*710mm	1400*950*710mm	1400*950*710mm
外机尺寸 Outdoor unit dimensions	760*760*1400mm	890*890*1370mm	890*890*1370mm
适用面积 Applicable area	200-250m ²	250-350m ²	350-450m ²
风压 Wind pressure	350Pa	550Pa	550Pa