



# ALUMINIUM PROFILE DOOR SYSTEM

## PRODUCT MANUAL

Suzhou Oredy Intelligent Door Control Co., Ltd  
Version 1.0 | 2026



## TABLE OF CONTENTS



03	Product Overview	04	Technical Specifications
05	Product Structure	06	Installation Guide
07	Maintenance & Troubleshooting	08	Warranty & Contact

Product Manual V1.0

02

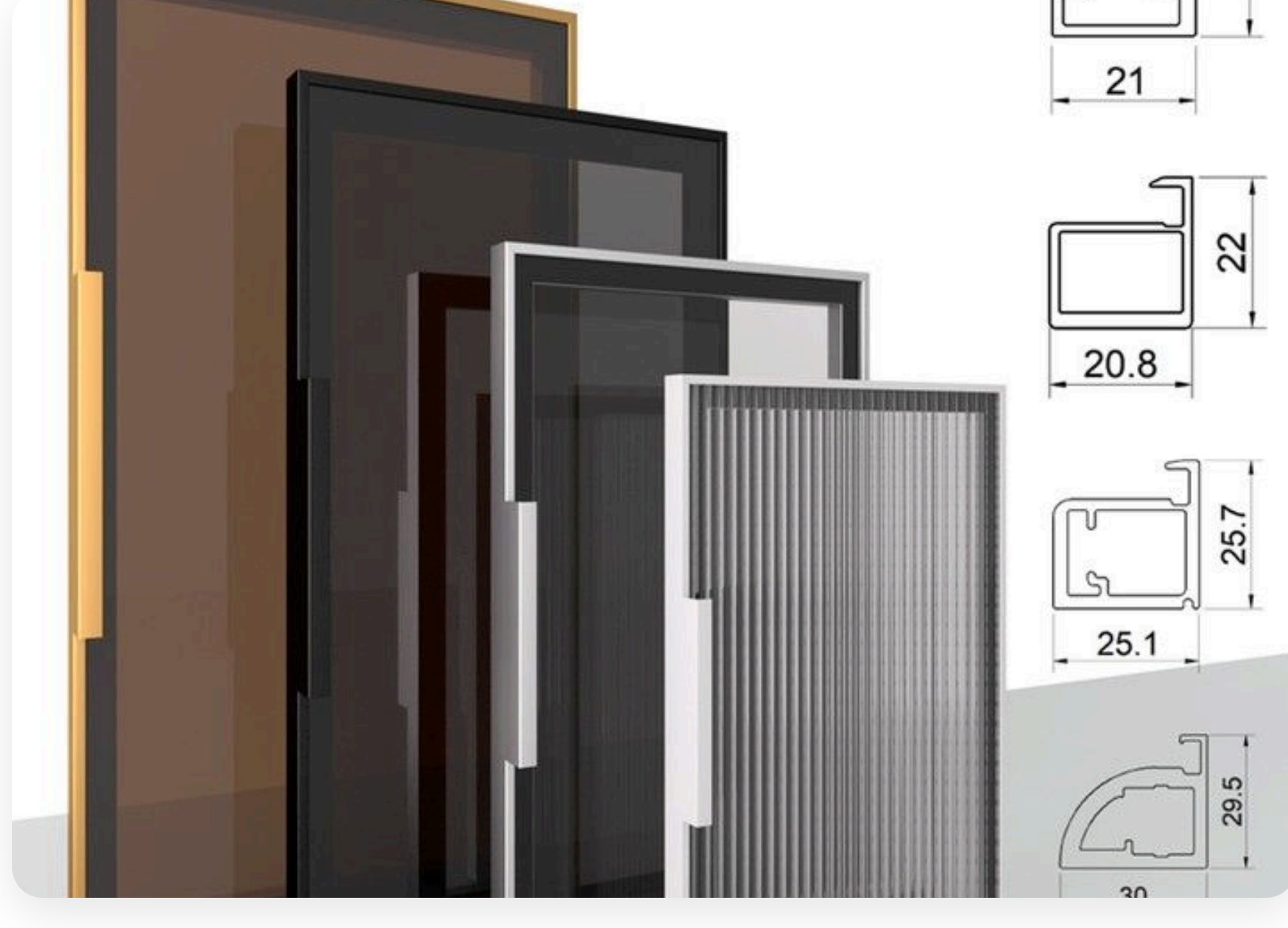
## PRODUCT OVERVIEW



### Precision Engineering meets Modern Design

The Oredy Aluminium Profile Door System represents the pinnacle of intelligent access solutions. Engineered with high-grade 6063-T5 aluminium alloy, our doors offer exceptional durability, weather resistance, and architectural elegance. Designed for both commercial and premium residential applications, this system integrates seamlessly with modern automated operators.

- High Durability**  
Corrosion-resistant alloy frame ensures long service life.
- Noise Reduction**  
Double-sealed design effectively isolates external noise.
- Thermal Insulation**  
Thermal break technology optimizes energy efficiency.



Product Manual V1.0

03

## TECHNICAL SPECIFICATIONS



Material	High-strength 6063-T5 Aluminium Alloy
Profile Series	45mm / 50mm / 65mm / 70mm / 80mm
Wall Thickness	1.4mm - 3.0mm (Customizable based on structural requirements)
Glass Options	5mm - 8mm Tempered Safety Glass / Double Glazing Units
Surface Treatment	Electrostatic Powder Coating, Anodizing, Fluorocarbon Spraying
Color Options	Standard: Matte Black, Silver, White. (Custom RAL colors available)

**Wind Load**  
Class 3

**Water Tightness**  
Class 4A

**Thermal Trans.**  
 $U \leq 2.5 \text{ W/m}^2\text{K}$

**Acoustic**  
 $RW \geq 35\text{dB}$

Product Manual V1.0

04

## PRODUCT STRUCTURE



**Door Frame Assembly**

**Profile Cross-Section**

**Key Components:**

1. Top Track Rail | 2. Vertical Stile | 3. Bottom Rail | 4. Weather Stripping | 5. Glass Support Block

Product Manual V1.0

05

## INSTALLATION GUIDE



- 1**

**Verify Opening**

Measure the rough opening width, height, and depth. Ensure the floor is level and walls are plumb before starting.
- 2**

**Frame Assembly**

Connect the vertical stiles to the horizontal rails using the supplied corner connectors. Tighten all set screws securely.
- 3**

**Mounting Frame**

Position the frame into the opening. Use shims to square the frame. Secure with anchor bolts every 400mm.
- 4**

**Door Leaf Install**

Hang the door leaves onto the track system. Adjust the rollers to ensure smooth operation and proper alignment.
- 5**

**Glazing**

Install glass panels using setting blocks. Apply glazing gaskets or silicone sealant uniformly around the perimeter.
- 6**

**Final Adjustment**

Test the swing/slide action. Adjust closing speed and latching force if equipped with a closer. Apply final sealants.

**⚠ WARNING:** Installation should only be performed by qualified professionals. Wear safety gear when handling glass and heavy profiles.

Product Manual V1.0

06

## MAINTENANCE & TROUBLESHOOTING



### Maintenance Schedule

Regular maintenance ensures optimal performance and longevity.

Frequency	Action
Weekly	Clean the bottom track rails to remove dust and debris. Wipe down profiles with a soft damp cloth.
Monthly	Check rollers and hinges for smooth operation. Inspect weather stripping for wear.
Quarterly	Lubricate moving parts (rollers, locks) with non-corrosive silicone spray. Tighten loose screws.
Annually	Full system inspection by a certified technician. Check alignment and glass seals.

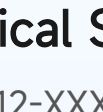
### Common Issues

- Door is difficult to slide/open**  
Check for debris in the track. Verify that rollers are not damaged or obstructed. Adjust roller height.
- Abnormal noise during operation**  
Lubricate hinges and rollers. Check if the door is rubbing against the floor or frame.
- Water leakage at bottom**  
Inspect drainage slots for blockage. Check condition of bottom sweep seal and replace if worn.


Product Manual V1.0

07


## Warranty & Support



**Technical Support**  
+86-512-XXXX-XXXX  
[\[email protected\]](#)



**Headquarters**  
Suzhou Oredy Intelligent  
Door Control Co., Ltd.



**Online**  
[www.oredy.com](http://www.oredy.com)  
@OredyDoors

### Limited Warranty Statement

Suzhou Oredy warrants its aluminium profile door systems to be free from defects in material and workmanship for a period of 5 years from the date of delivery. This warranty covers the structural integrity of the aluminium profiles and the performance of mechanical hardware under normal use. Damage caused by improper installation, misuse, or lack of maintenance is excluded. Please retain your purchase invoice for warranty claims.

Product Manual V1.0

08