



**Features:**

- Isolated mounting base 3000V~
- Pressure contact technology with Increased power cycling capability
- Space and weight saving

**Typical Applications:**

- AC/DC Motor drives
- Various rectifiers
- DC supply for PWM inverter

V <sub>RRM</sub> , V <sub>DRM</sub>	Type & Outline	
600V	MTx1200-06-412F3	MFx1200-06-412F3
800V	MTx1200-08-412F3	MFx1200-08-412F3
1000V	MTx1200-10-412F3	MFx1200-10-412F3
1200V	MTx1200-12-412F3	MFx1200-12-412F3
1400V	MTx1200-14-412F3	MFx1200-14-412F3
1600V	MTx1200-16-412F3	MFx1200-16-412F3
1800V	MTx1200-18-412F3	MFx1200-18-412F3
1800V	MT1200-18-412F3G	

MTx stands for any type of **MTC, MTA, MTK**  
 MFx stands for any type of **MFC, MFA, MFK**

SYMBOL	CHARACTERISTIC	TEST CONDITIONS	T <sub>J</sub> (°C)	VALUE			UNIT
				Min	Type	Max	
I <sub>T(AV)</sub>	Mean on-state current	180° half sine wave 50Hz Single side cooled, T <sub>C</sub> =60°C	125			1200	A
I <sub>T(RMS)</sub>	RMS on-state current					1884	A
I <sub>DRM</sub> I <sub>RRM</sub>	Repetitive peak current	at V <sub>DRM</sub> at V <sub>RRM</sub>	125			55	mA
I <sub>TSM</sub>	Surge on-state current	V <sub>R</sub> =60%V <sub>RRM</sub> , t=10ms half sine,	125			26	kA
I <sup>2</sup> t	I <sup>2</sup> t for fusing coordination		125			3380	10 <sup>3</sup> A <sup>2</sup> s
V <sub>TO</sub>	Threshold voltage		125			0.70	V
r <sub>T</sub>	On-state slope resistance					0.14	mΩ
V <sub>TM</sub>	Peak on-state voltage	I <sub>TM</sub> =3000A	25			1.96	V
dv/dt	Critical rate of rise of off-state voltage	V <sub>DM</sub> =67%V <sub>DRM</sub>	125			1000	V/μs
di/dt	Critical rate of rise of on-state current	Gate source 1.5A t <sub>r</sub> ≤0.5μs Repetitive	125			200	A/μs
I <sub>GT</sub>	Gate trigger current	V <sub>A</sub> =12V, I <sub>A</sub> =1A	25	30		200	mA
V <sub>GT</sub>	Gate trigger voltage			0.8		3.0	V
I <sub>H</sub>	Holding current			10		200	mA
I <sub>L</sub>	Latching current					1500	mA
V <sub>GD</sub>	Non-trigger gate voltage	V <sub>DM</sub> =67%V <sub>DRM</sub>	125			0.20	V
R <sub>th(j-c)</sub>	Thermal resistance Junction to case	At 180° sine. Single side cooled				0.048	°C/W
R <sub>th(c-h)</sub>	Thermal resistance case to heatsink	At 180° sine. Single side cooled				0.020	°C/W
V <sub>iso</sub>	Isolation voltage	50Hz, R.M.S, t=1min, I <sub>iso</sub> :1mA(MAX)		3000			V
F <sub>m</sub>	Terminal connection torque(M12)			12.0		16.0	N·m
	Mounting torque(M8)			10.0		12.0	N·m
T <sub>vj</sub>	Junction temperature			-40		125	°C
T <sub>stg</sub>	Stored temperature			-40		125	°C
W <sub>t</sub>	Weight				3660		g
Outline	412F3						

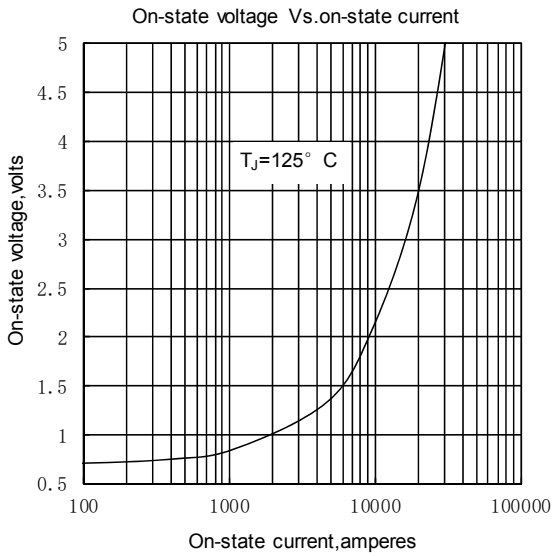


Fig.1

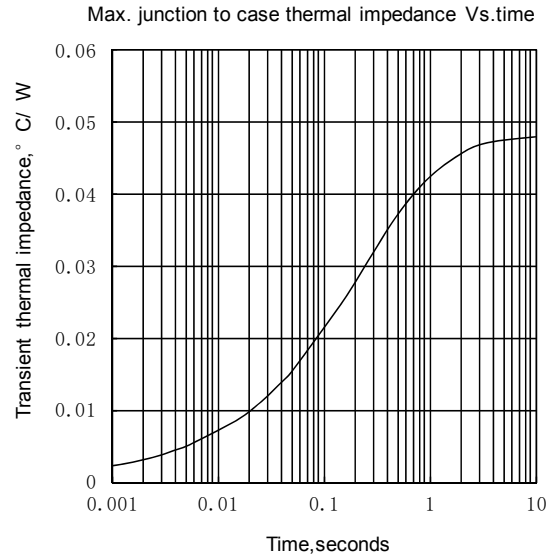


Fig.2

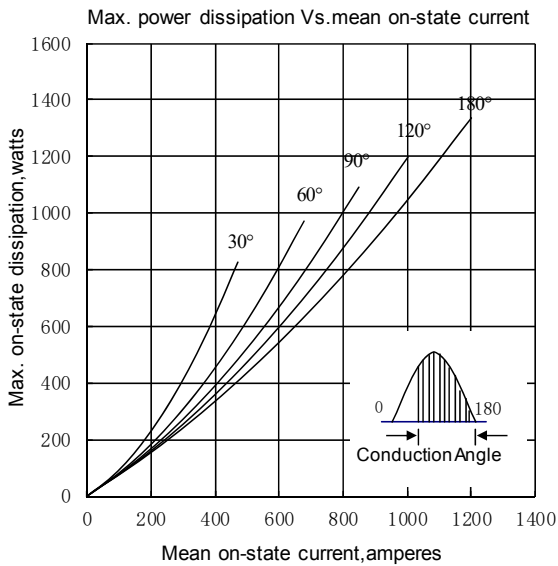


Fig.3

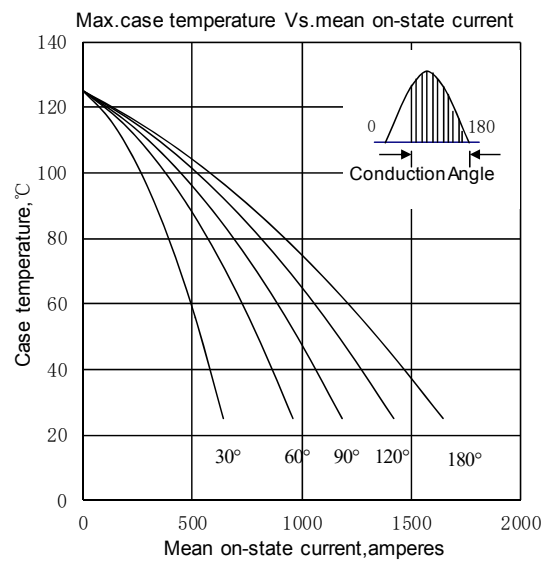


Fig.4

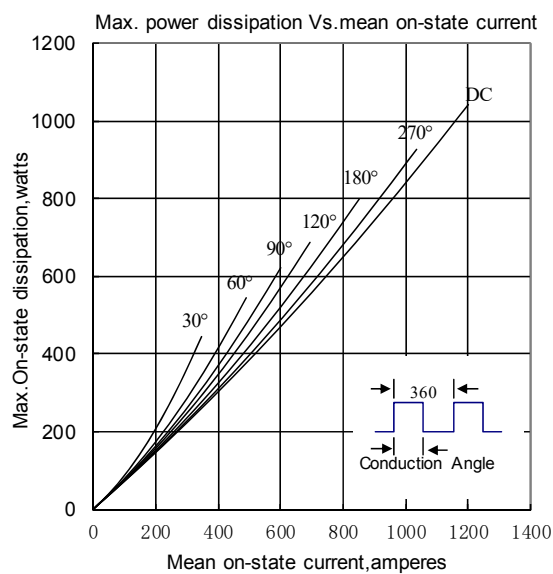


Fig.5

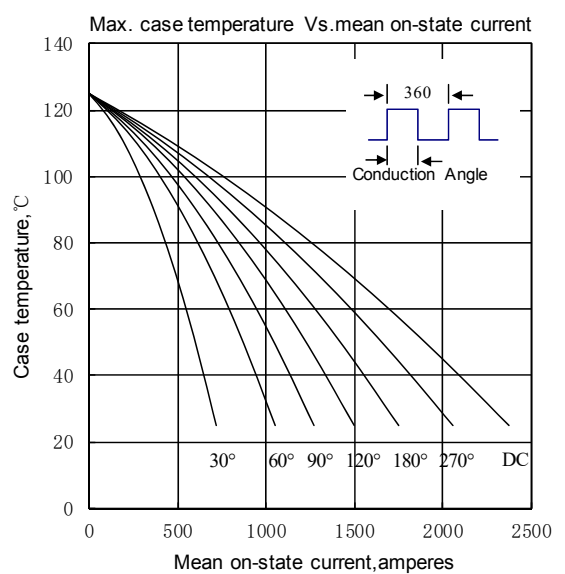


Fig.6

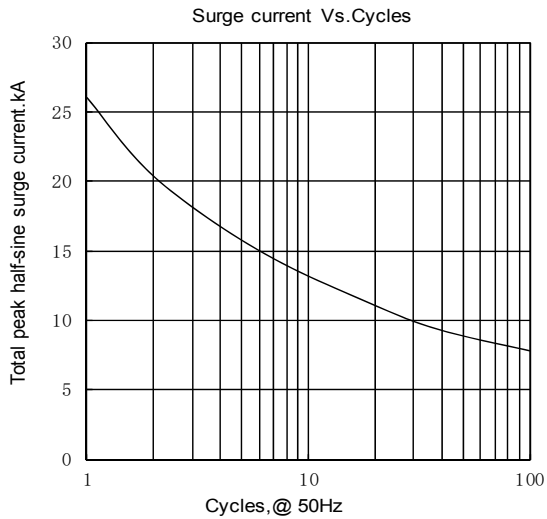


Fig.7

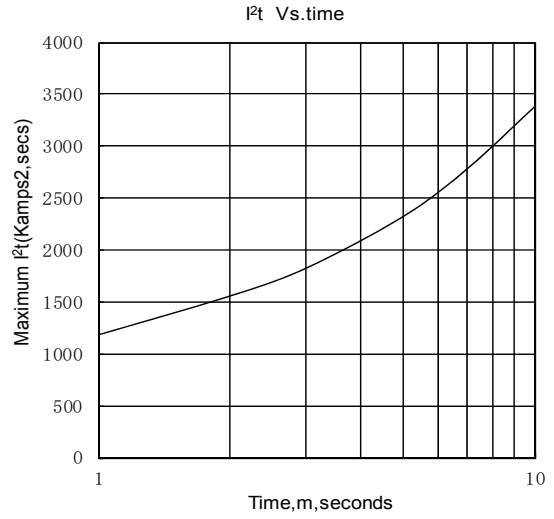


Fig.8

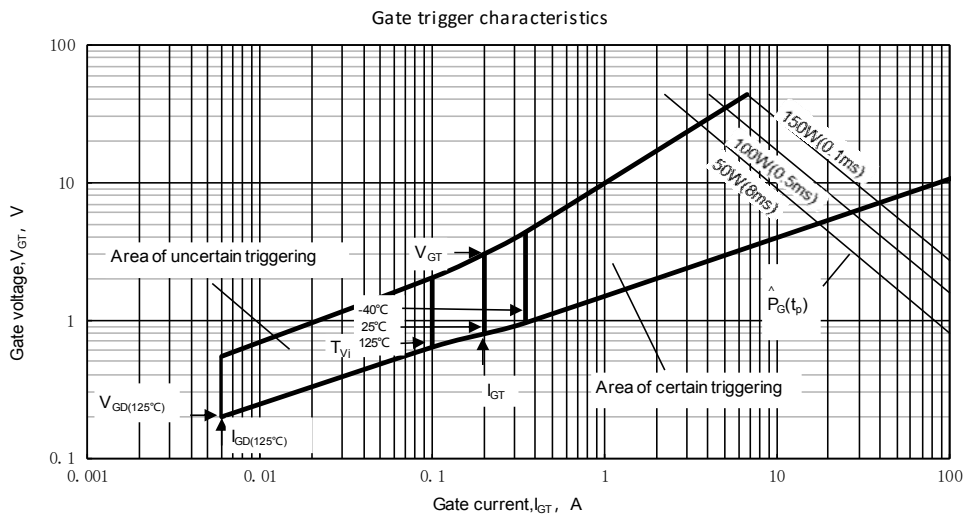
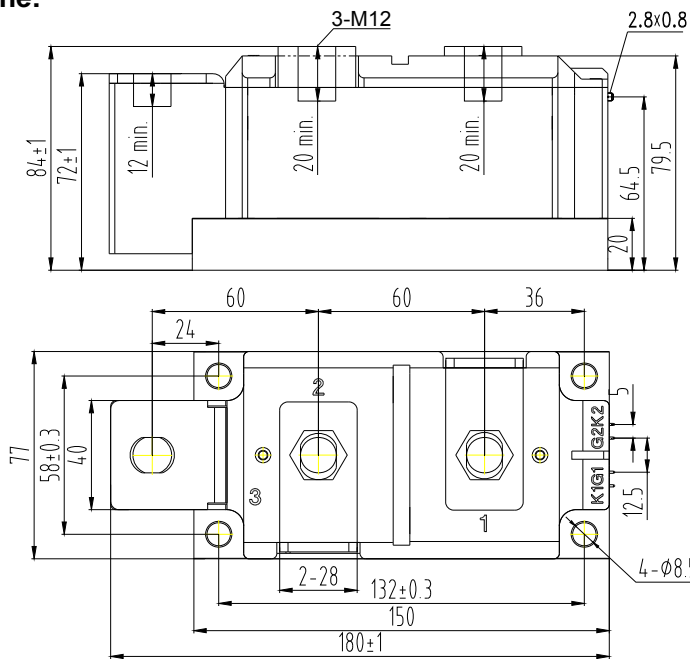
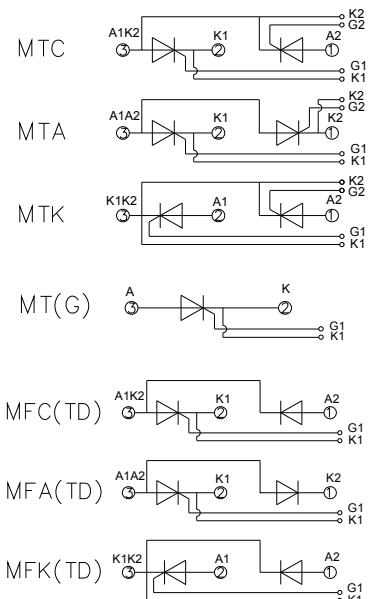


Fig.9

Outline:



Unmarked dimensional tolerance: ±0.5mm



TECHSEM reserves the right to change specifications without notice.