

iMagicOS Intelligent Scientific Operation System

*The key to opening the door
of laboratory automation*

Laboratory from automation to digitalization



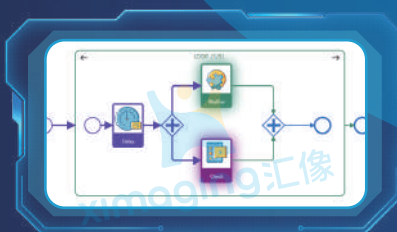
- Robot dispatching and scheduling
- Equipment Management
- Lab environment monitoring
- CMS Compound Management
- Reagent, consumables and sample management



Voice interaction

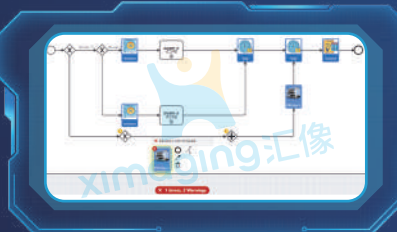
Hello Xiang, please check whether the chloride test result of 5th sample is normal or not.

Hello, the chloride test result of 5th sample is normal and the value is 200mg/mL.



Simple and visual experiment workflow design

Compliant and secure data management and storage



Experienced experiment instrument scheduling

Reliable and efficient experimental methodology running.



iMagicOS

will help you play with laboratory automation.

EXPERIMENTAL EQUIPMENT SCHEDULING

The drive program bank of iMagicOS will be connected once plug with power.

The drive program bank will be connected once plug with power. It contains over 300 drives of instruments: microplate reader, cell imager, fluid handling workstation, nanoliter dispenser, auxiliary instrument like cell incubator, centrifuge etc.

Reliable technical strength, no worries for development of new drive

Ximaging offers customized services of automation driver interface development. The iMagicOS driver library supports the interface insert of new equipment drives.

Yourgene Health
 Roche Porvair Science Inheco
 Perkin Elmer **AB SCIEX** Biotek Iomics
 ThermoFisher Cytena Shimadzu
 Hamilton Beckman Coulter
 Hettich Tecan
 ABB ONLINE Agilent Anjie
 Beckman Coulter

300+

Instruments and equipment

LC-MS ATC **TripleQ 5500**
 LightCycler 480 Qsep400 EDX
 LightBench **Agilent5400** Echo 650
 c.Wash Cellinsight CX7
 Cytation5 EL406 Cytomat
 SpectraMax **ABI QuantStudio**
 TripleQ 6500 Xpeel HPLC
 Rotanta460

CASE


Benchmarking global top drug discovery full workflow AI lab



Sample intake



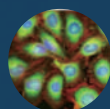
Compound management



High-throughput screening



Cell culture



High content imaging



NGS



↓ 80%
less manpower

↓ 50%
less samples and reagents

↑ 4times
higher throughput

↑ 3times
higher capacity

Headquarter:

XImaging Intelligence Technology(Shanghai) Co.,Ltd.

Add:2nd floor,Block A,No.58 Tanzhu Road,Minhang District,Shanghai,China

Plant:

(Suzhou) XImaging Science and Technology Development Co.,Ltd

Add:1799 Shexing Road,Wujiang district,Suzhou city,China

Sales: marketsh@x-imaging.com,+86 13817386487,



x-imaging.com/en xscix.com