












Ribri Product Comparision


AHDs

PRODUCT COMPARSION	 RP10D	 RP11C	 RC10Z	 RC10Y
Peak SPL@1m(dB)	142	147	149	150
Continuous SPL@1m(dB)	128	138	140	141
Max Range (m)	251.19	794.33	1000.00	1122.02

PRODUCT COMPARSION	 RC20Y	 RP21C	 RP41C	 RP40Z
Peak SPL@1m(dB)	156	153	158	160
Continuous SPL@1m(dB)	146	143	148	150
Max Range (m)	1995.26	1412.54	2511.89	3162.28

PRODUCT COMPARSION	 RH20Y	 RH40Y	 RH80Y	 RH120Y
Peak SPL@1m(dB)	156	161	168	171
Continuous SPL@1m(dB)	146	151	155	160
Max Range (m)	1995.26	3548.13	5623.41	10000.00

**PRODUCT
COMPARSION**



RX260A



RX660A



RX1260A



RX1860A

Peak SPL@1m(dB)	137	145	150	154
Continuous SPL@1m(dB)	131	140	144	147
Max Range (m)	354.81	1000.00	1584.89	2238.72

**PRODUCT
COMPARSION**



RS101



RS102



RS103



RS440

Peak SPL@1m(dB)	133	133	133	145
Continuous SPL@1m(dB)	N/A	N/A	N/A	N/A
Max Range (m)	14.00	14.00	14.00	56.00

**PRODUCT
COMPARSION**



RA11G



RA11Z







RA21Z



RA41Z

Peak SPL@1m(dB)	143	149	154	160
Continuous SPL@1m(dB)	133	139	144	150
Max Range (m)	446.68	891.25	1584.89	3162.28

PRODUCT COMPARSION	 LPS300Z	 LPS400Z	 LPS470Z	 LHS64Z
luminous intensity (cd)	243,229,569	405,382,616	567,535,662	10,240,000
luminous flux (lm)	14,548	24,247	33,945	24
illumination distance (m)	31191.64	40268.23	47646.01	6400.00

PRODUCT COMPARSION	 LPE27D6	 LPE25D12	 LPE73Z	 LPE35D6
luminous intensity (cd)	1,562,500	1,562,500	12,800,000	3,000,000
luminous flux (lm)	16,000	49,000	120,000	55,800
illumination distance (m)	2700.00	2500.00	7300.00	3500.00

PRODUCT COMPARSION	 LHW11Z	 LHW55Z	 LPW90Z
luminous intensity (cd)	302,500	7,652,000	20,000,000
luminous flux (lm)	1158	1172	12,000
illumination distance (m)	1100.00	5500.00	9000.00

**PRODUCT
COMPARSION**

	 LHE08Z	 LHE11Z	 LHE22Z
luminous intensity (cd)	160,000	302,500	1,210,000
luminous flux (lm)	750	651	567
illumination distance (m)	800.00	1100.00	2200.00