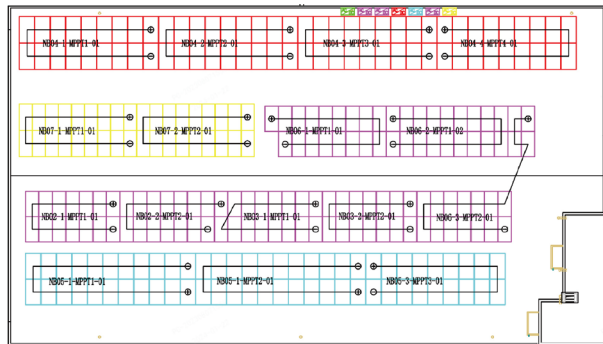


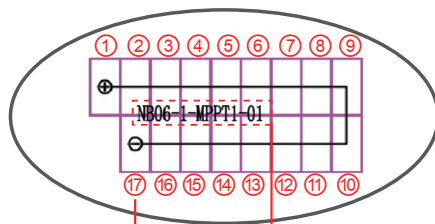
Physical Layout Template Usage Guide

1. Prepare the PV array wiring drawing, which must include the inverter number, string number and the corresponding string position. The first Optimizer of each string is installed starting from the positive of the string, and the QR code of Optimizer should be pasted on QR Code Template in sequence.

(Note: For all strings, the first Optimizer must start from the positive terminal, and the last one should be connected to the negative terminal.)



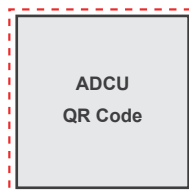
PV Array Wiring Diagram



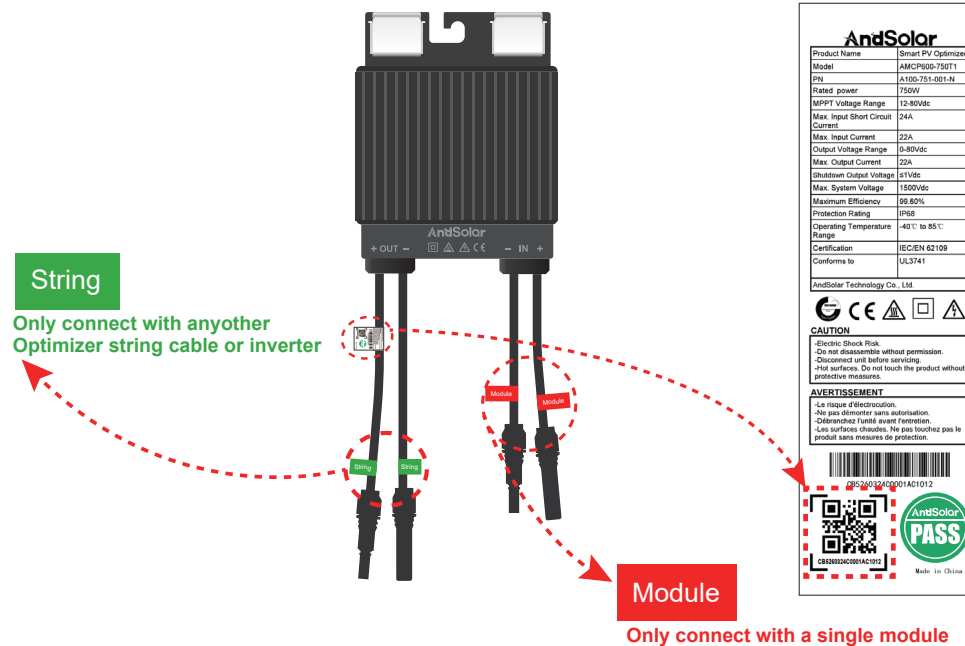
Optimizer no. String no.

2. Paste the QR code of the ADCU to the front of the corresponding string on the QR code template.

(Note: Single magnetic ring type ADCU has 12 QR code stickers; double magnetic ring type ADCU has 36 QR code stickers.)



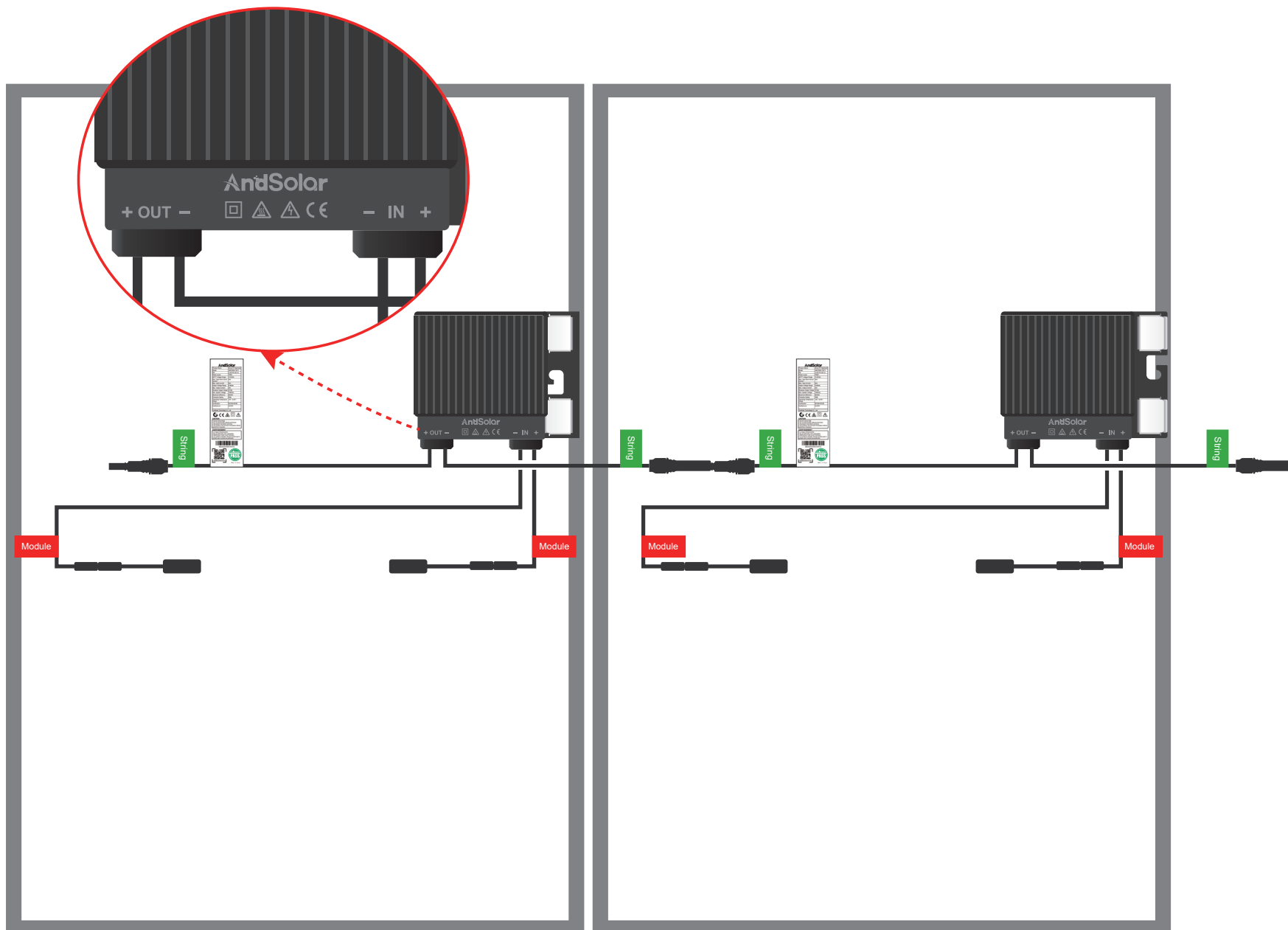
3. Please peel off the QR code from the Optimizer label and stick it into the corresponding position on the QR Code template.



4. PV String Arrangement Sample

Optimizer No. ① should be installed starting from Positive(+) terminal, with the final Optimizer ending at the Negative(-) terminal.





Note: Damage to the Optimizer caused by incorrect wiring is not covered under the AndSolar warranty.

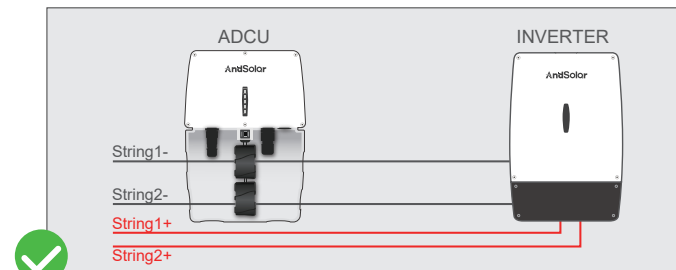
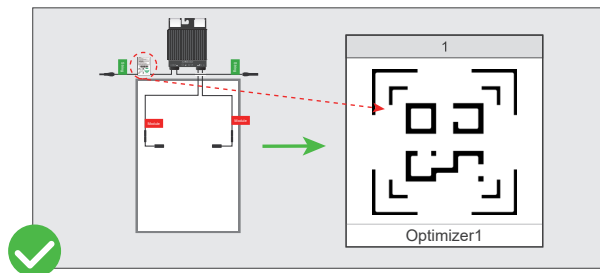
ADCU
QR Code

Plant: _____

Note: Paste the QR code of the corresponding numbered Optimizer into the corresponding numbered square.

INV _____			STR _____			MPPT _____			
1	2	3	4	5	6	7	8	9	10
+ ----- String -----									
Optimizer1	Optimizer2	Optimizer3	Optimizer4	Optimizer5	Optimizer6	Optimizer7	Optimizer8	Optimizer9	Optimizer10
20	19	18	17	16	15	14	13	12	11
- ----- String -----									
Optimizer20	Optimizer19	Optimizer18	Optimizer17	Optimizer16	Optimizer15	Optimizer14	Optimizer13	Optimizer12	Optimizer11

INV _____			STR _____			MPPT _____			
1	2	3	4	5	6	7	8	9	10
+ ----- String -----									
Optimizer1	Optimizer2	Optimizer3	Optimizer4	Optimizer5	Optimizer6	Optimizer7	Optimizer8	Optimizer9	Optimizer10
20	19	18	17	16	15	14	13	12	11
- ----- String -----									
Optimizer20	Optimizer19	Optimizer18	Optimizer17	Optimizer16	Optimizer15	Optimizer14	Optimizer13	Optimizer12	Optimizer11



ONLY NEGATIVE cable cross the magnetic ring