



## 4+Cargo Bed Golf Cart | LS2043KH

### Performance

Passenger Capacity	4 Seats
Loaded Range	90-110km (56.25-68.75miles)
Maximum Speed	32-48km/h (20-30mph)
Minimum Turning Radius	4.5m (177in)
Maximum Loaded Gradeability	25%
Full Charge Time	6-7 Hours (fast charge is available)
Maximum Payload	480kgs (1058lbs)
Curb Weight	550kgs (1211lbs)

\* Range tested on flat road at 20km/h; actual range may vary on ambient temperature, road grade, payload and driving habits

### Electrical System

LED Auto Grade Light	LED Front headlight (high/low beam, front turn signals, DRL), LED Taillight (brake light, rear turn signal)
10.1" Smart Touchscreen	Displays vehicle status. Integrated Multimedia Player, Bluetooth, Carplay, Android Auto, Radio/SD/USB Playback
Audio Speakers	4.5" Dual Speakers
Rear-View Backup Camera	Integrated with Touchscreen
On-Board Charger	Input 90V-240V~50Hz-60Hz, output 72V, 15A/18A

### Standard Body Colors



Pearl Beige

Luminous Bright Red

Pearl Ruby Red

Light Blue

Signal White

Traffic Black

Pearl Dark Grey

Light Grey

### Core Components

Battery Type	Lithium Iron Phosphate (LFP) Battery
Battery Capacity	7.73kWh (73.6V 105AH)   optional 11.04KWH (73.6V150AH)
Motor Type	AC Asynchronous Motor
Motor Power (Rated)	5KW (6.7HP)   Optional 7.5KW(10HP)
Controller	400A AC Motor Controller

### Dimensions

Overall Dimensions	3340x1210x1890mm (131x48x74in)
Rear Cargo Bed Dimensions	770x1100x250mm (30.3x43.3x9.8in)
Minimum Ground Clearance	150mm (5.9in)
Wheelbase	2440mm (96in)
Front Wheel Tread	960mm (38in)
Rear Wheel Tread	1000mm (39in)

### Body and Frame

Chassis Frame	Welded Steel Chassis Frame with E-coating & Powder-Coated Finish
Body Panels	Painted PP Injection-Molded Panels
Roof	Black PP Injection-Moulded Roof
Windshield	DOT Approved Split Windshield
Diamond Pattern Seat	Cold-Foam Sponge Core, Microfiber Leather Upholstery, with Plastic Armrests
Seatbelts	DOT Approved Retractable 2-Point Seatbelts
Dashboard	PP Plastic Dashboard with Lockable Glove Box & Cup Holders
Side mirrors	Dual Side Mirrors with Integrated LED lights

### Steering and Suspension

Suspension System	Front Double-Wishbone Independent Suspension   Rear Trailing Arm with Shock Sbsorber
Brake System	4-Wheel Hydraulic Disc Brake + Electromagnetic Parking Brake + Regenerative Braking
Steering System	Single-Stage Rack & Pinion Steering
Rear Axle	Integrated Design with 12.31:1 Gear Ratio
Wheels & Tires	12x7 Aluminum Alloy Wheels + 215/50R12 Belted Radial Tires

### Standard Seat Colors




White

Black

Brown

All colors show here is just for reference | Customized Colors are Available

## LEXSONG Golf Cart Features



Rear Trailing Arm Suspension with Shock Absorber



Front Double Wish-bone Independent Suspension




LED Taillight



LED Headlight



4-Wheel Hydraulic Disc Brake



Electromagnetic Parking Brake



Lithium Iron Phosphate (LFP) Battery



Side Mirror with LED Turn Signal



10.1" Inch Multi-function Touchscreen Display


## Optional Upgrades & Accessories



Glass Windshield with Wiper (DOT)



3-point Seatbelt (DOT)



Inner Rear-View Mirror



Foldable Armrest on Backrest



Full-Weather Enclosure



27" Soundbar



Wood-Grain Steering Wheel & Dashboard



12V Power Outlet




Front Basket



Onboard Wireless Charger



Towing Bar



Backrest with Headrest



Carbon Fiber Finish Dashboard



Wood-Grain Backrest Cover



Overhead LED Light Stripe



Underglow LED Light Stripe



Push-to-Start Button



Front Brush Guard



Carbon Fiber Finish Backrest Cover



Starlight Roof



Solar Panel on Roof

## Customization Service



Logo on Front Cowl



Logo Sewed on Seat



Start Picture on Touchscreen

Other customizations are available, please check with us for details