

QF SERIES

Outdoor creative LED panel



QF SERIES

- Outdoor front access fine pitch LED display
- Modular design, creative DIY
- Seamless splicing at 90° corner
- Full-enclosed module, IP65
- Anti-UV module ensures longer life-span



Front Access



High
Brightness



IP65






Wide
Viewing Angle



Fixed

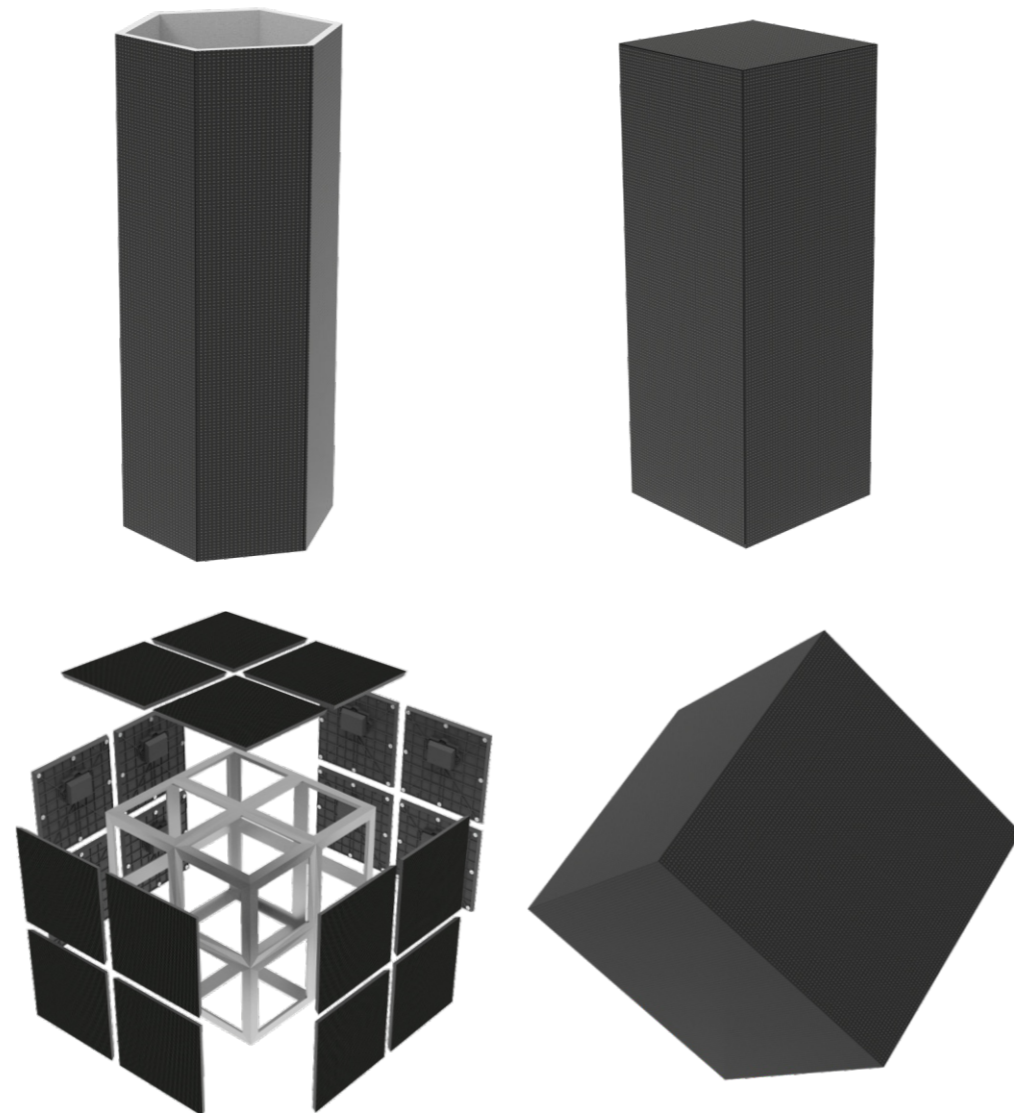


Energy-saving



CE  RoHS 

FEATURES



Creative DIY

SPECIFICATIONS

Parameter	Unit	QF2.6	QF2.9	QF3.9
Pixel pitch	mm	2.604	2.976	3.906
Brightness	nits	4500	5000	5500
Pixel configuration	R/G/B	SMD3 in 1		
Colour temperature	deg.K	6500		
Viewing angle-Horizontal (50% brightness)	deg.	160 (+60/-60)		
Viewing angle-Vertical (50% brightness)	deg.	100 (+50/-50)		
Recommended minimum viewing distance	m	2.6	2.9	3.9
Panel width	mm	1000		
Panel height	mm	500		
Panel depth	mm	120		
Panel area	m ²	0.50		
Panel material		Steel		
Panel weight	Kg	28		
Ingress protection (front/rear)	IP	66/66		
Pixel matrix per panel		384x192	336x168	256x128
Brightness control		255		
Digital processing	bit	14		
Frame rate	Hertz	50~60		
Display refresh rate	Hertz	1920		
Input voltage	VAC	100~240		
Input power frequency	Hertz	50~60		
Input power (Max.)	W/m ²	680	650	660
Input power (Avg.)	W/m ²	238	227	231
Operating temperature range	deg.C	-40~+50		
Lifetime (50% brightness)	Hour	100,000		