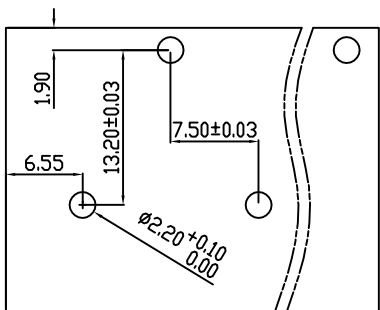
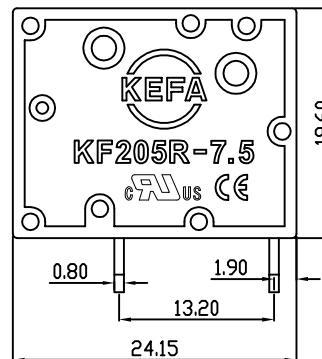
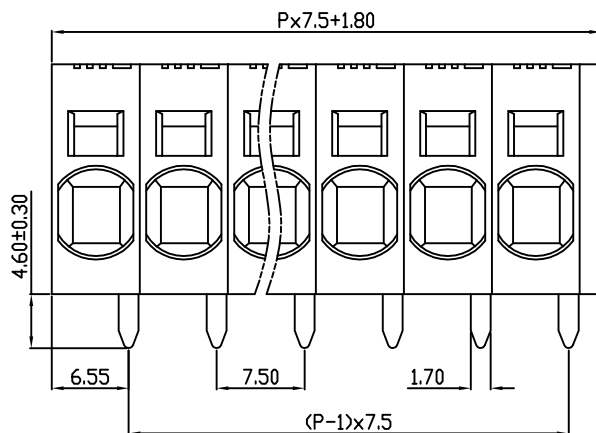
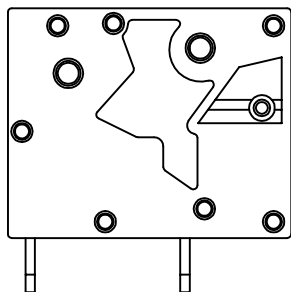
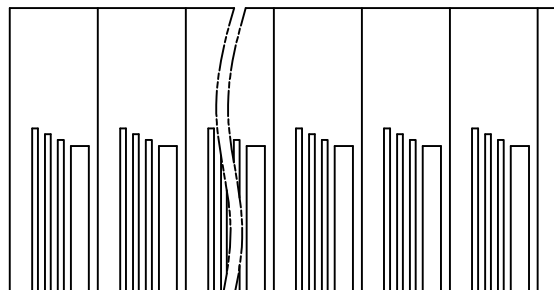


linear dimension(Tolerances Standard GB/T 14486-2008)								—		
variable range	to 6	over 6 to 10	over 10 to 30	over 30 to 60	over 60 to 100	over 100 to 160	over 160 to	to 10	over 10 to 100	over 100 to
tolerance	±0.20	±0.30	±0.50	±0.70	±1.00	±1.30	±1.60	0.10	0.30	0.60

REVISION RECORD				
REV.	DESCRIPTION	ECN No.	APPROVED	DATE
A	新发行		CLF	21.10.21



PCB Layout



UL/CUL 技术参数 UL/CUL Technical Data				
等级 Use Group	B	C	D	
额定电压 Rated Voltage [V]	600	-	-	
额定电流 Rated Current [A]	30	-	-	
接线范围 Wire Range	24-10			
单/多芯线 Solid/Stranded [AWG]				
耐电压 Withstanding Voltage	1600V/1Min			
IEC 技术参数 IEC Technical Data				
过电压类别 Overvoltage Category	III	III	II	
污染等级 Contamination Class	3	2	2	
额定电压 Rated Voltage [V]	800	1000	1000	
额定电流 Rated Current [A]	41	41	41	
额定冲击电压 Impulse withstand voltage ^a [KV]	8	8	6	
导线截面积 Conductor cross section	6.0			
硬质/柔性导线 Solid/flexible [mm ²]				
材料 Material				
绝缘材料 Insulation Material	PA66			
阻燃等级 Inflammability	UL94V-0			
导体材料 Contactor Material	铜合金 Copper alloy			
导体表面镀层 Contactive Coating	镀锡 Tin Plated			
一般参数 Other Data				
间距 Pitch [mm]	7.5			
极数 Poles [P]	01-XX			
剥线长度 Stripping Length [mm]	16			
螺丝 Screw/扭矩 Torque(Max) [N.m]	-			
工作温度 Operating temperatur [°C]	-40~+105			
引针尺寸 Pin Dimensions [mm]	4.60			
PCB板孔径 PCB Hole Diameter [mm]	2.20			

DES.	SJD	DATE	21.10.21	单位/UNITS	mm	尺寸/SIZE	A4	比例/SCALE	1:1	第三视角/THIRD ANGLE PROJECTION	版本/REV	A
CHK.	BY	DATE	21.10.21	慈溪市科发电子有限公司 CIXI KEFA ELECTRONIC CO., LTD			名称/TITLE KF205RB-7.5					
APP.	CLF	DATE	21.10.21									