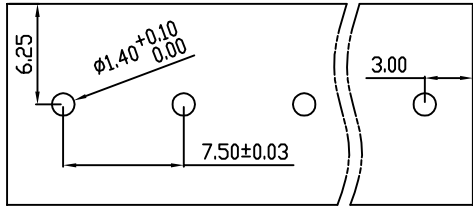
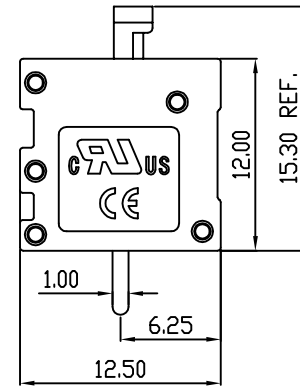
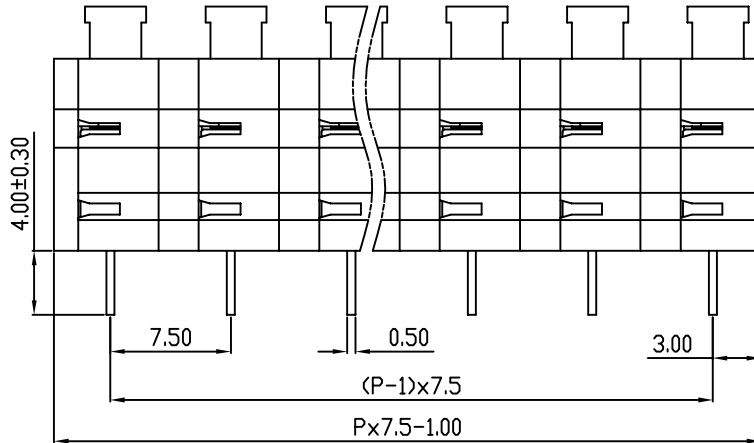
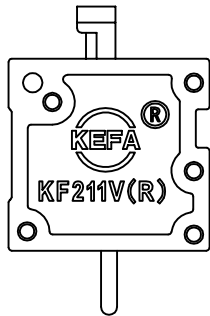
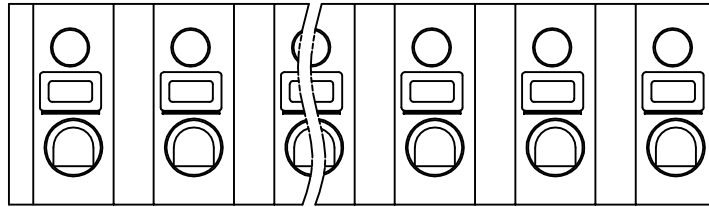


| linear dimension(Tolerances Standard GB/T 14486-2008) | | | | | | | | — | ∇ | \perp |
|---|-------|--------------|---------------|---------------|----------------|-----------------|-------------|-------|----------------|-------------|
| variable range | to 6 | over 6 to 10 | over 10 to 30 | over 30 to 60 | over 60 to 100 | over 100 to 160 | over 160 to | to 10 | over 10 to 100 | over 100 to |
| tolerance | ±0.20 | ±0.30 | ±0.50 | ±0.70 | ±1.00 | ±1.30 | ±1.60 | 0.10 | 0.30 | 0.60 |



PCB Layout



| REVISION RECORD | | | | |
|-----------------|-------------|---------|----------|----------|
| REV. | DESCRIPTION | ECN No. | APPROVED | DATE |
| A | 新发行 | | CLF | 21.09.22 |
| | | | | |
| | | | | |

| UL/CUL 技术参数 | | | | |
|-----------------------|-----------------------------------|------------------|-----|------|
| UL/CUL Technical Data | | | | |
| 等级 | Use Group | B | C | D |
| 额定电压 | Rated Voltage [V] | 300 | - | - |
| 额定电流 | Rated Current [A] | 8 | - | - |
| 接线范围 | Wire Range | 22-14 | | |
| 单/多芯线 | Solid/Stranded [AWG] | | | |
| 耐电压 | Withstanding Voltage | 1600V/1Min | | |
| IEC 技术参数 | | | | |
| IEC Technical Data | | | | |
| 过电压类别 | Overvoltage Category | III | III | II |
| 污染等级 | Contamination Class | 3 | 2 | 2 |
| 额定电压 | Rated Voltage [V] | 400 | 630 | 1000 |
| 额定电流 | Rated Current [A] | 15 | 15 | 15 |
| 额定冲击电压 | Impulse withstand voltagea [KV] | 6.0 | 6.0 | 6.0 |
| 导线截面积 | Conductor cross section | 1.5 | | |
| 硬质/柔性导线 | Solid/flexible [mm ²] | | | |
| 材料 | | | | |
| 绝缘材料 | Insulation Material | PA66 | | |
| 阻燃等级 | Imflamability | UL94V-2 | | |
| 导体材料 | Contacting Material | 铜合金 Copper alloy | | |
| 导体表面镀层 | Contactive Coating | 铁锡 Tin Plated | | |
| 一般参数 | | | | |
| 间距 | Pitch [mm] | 7.5 | | |
| 极数 | Poles [P] | 02-XX | | |
| 剥线长度 | Stripping Length [mm] | 9 | | |
| 螺丝 | Screw/扭矩 Torque(Max) [N.m] | - | | |
| 工作温度 | Operating temperatur [°C] | -45--+105 | | |
| 引针尺寸 | Pin Dimensions [mm] | 4.0 | | |
| PCB板孔径 | PCB Hole Diameter [mm] | 1.4 | | |

| | | | | | | | | | | | | |
|------|-----|------|----------|--|----|---------|----|----------|------------|-----------------------------|--------|---|
| DES. | SJD | DATE | 21.09.22 | 单位/UNITS | mm | 尺寸/SIZE | A4 | 比例/SCALE | 1:1 | 第三视角/THIRD ANGLE PROJECTION | 版本/REV | A |
| CHK. | BY | DATE | 21.09.22 | 慈溪市科发电子有限公司 CIXI KEFA ELECTRONIC CO., LTD | | | | 名称/TITLE | KF211V-7.5 | | | |
| APP. | CLF | DATE | 21.09.22 | | | | | | | | | |