linear dimension(Tolerances Standard GB/T 14486-2008)								—	⏥	⊥
variable range	to 6	over 6 to 10	over 10 to 30	over 30 to 60	over 60 to 100	over 100 to 160	over 160 to	to 10	over 10 to 100	over 100 to
tolerance	±0.20	±0.30	±0.50	±0.70	±1.00	±1.30	±1.60	0.10	0.30	0.60

Poles	Size A	Size B
2	6.35±0.15	15.65±0.30
3	12.70±0.15	22.00±0.30
4	19.05±0.20	28.35±0.30
5	25.40±0.20	34.70±0.30
6	31.75±0.20	41.05±0.30
7	38.10±0.20	47.40±0.30
8	44.50±0.25	53.75±0.40
9	50.80±0.25	60.10±0.40
10	57.15±0.25	66.45±0.40
11	63.50±0.25	72.80±0.40
12	69.85±0.25	79.15±0.40
13	76.20±0.30	85.50±0.50
14	82.55±0.30	91.85±0.50
15	88.90±0.30	98.20±0.50
16	95.25±0.30	104.55±0.50

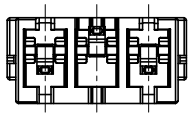

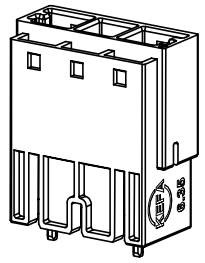

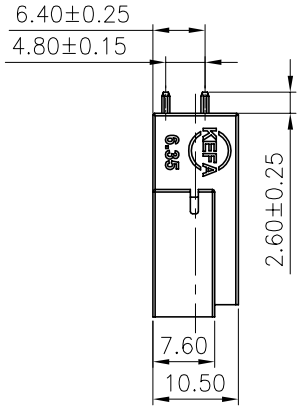

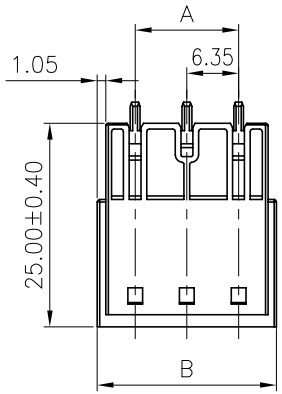

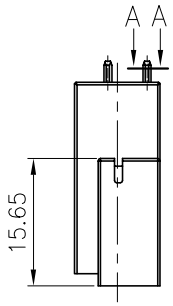

备注：THR回流焊温度260^{+0}_{-5} ℃

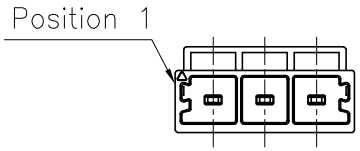

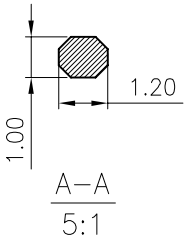

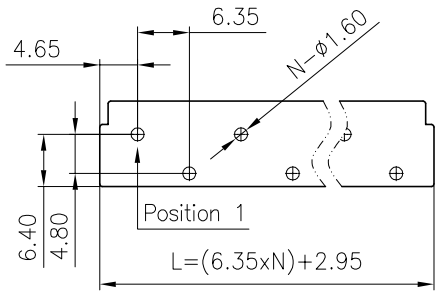

PCB LAYOUT

REVISION RECORD				
REV.	DESCRIPTION	ECN No.	APPROVED	DATE

UL/CUL 技术 参数 UL/CUL Technical Data			
等 级 Use Group	B	C	D
额定电压 Rated Voltage [V]	300	300	600
额定电流 Rated Current [A]	24	24	5
接线范围 Wire Range 单/多芯线 Solid/Stranded [AWG]	/		
耐电压 Withstanding Voltage	AC 1600V/ 1 min		

IEC 技术参数 IEC Technical Data			
过电压类别 Overvoltage Category	III	III	II
污染等级 Contamination Class	3	2	2
额定电压 Rated Voltage [V]	630	800	1000
额定电流 Rated Current [A]	24	24	24
额定冲击电压 Impulse withstand voltagea [KV]	6	6	6
导线截面积 Conductor cross section 硬质/柔性导线 Solid/ flexible [mm²]	/		

材 料 Material	
绝缘材料 Insulation Material	PA10T
阻燃等级 Imflammability	UL94V-0
导体材料 Contactor Material	铜 Copper
导体表面镀层 Contactive Coating	镀锡 Tin Plated

一般参数 Other Data	
间距 Pitch [mm]	6.35
极数 Poles [P]	2～16P
剥线长度 Stripping Length [mm]	/
螺丝 Screw/扭矩 Torque(Max) [N.m]	/
工作温度 Operating temperatur [°C]	-40°C～ +105°C
引针尺寸 Pin Dimensions [mm]	2.6
PCB板孔径 PCB Hole Diameter [mm]	1.6

DES.	CHK	DATE	2025.12.04	单位 / UNITS	mm	尺寸 / SIZE	A4	比例 / SCALE	1:1
CHK.	CLF	DATE	2025.12.04	KEFA® 慈溪市科发电子有限公司 CIXI KEFA ELECTRONICS CO., LTD					
APP.	HDK	DATE	2025.12.04						

第三视角/THIRD ANGLE PROJECTION

版本 / REV: A

名称 / TITLE: KF9EDV-6.35-XXP黑色