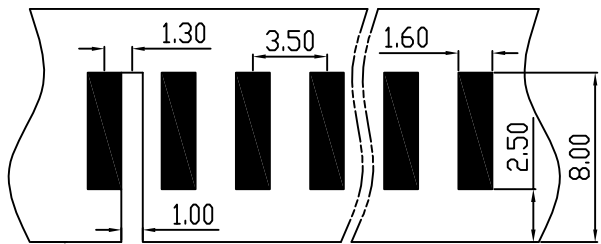
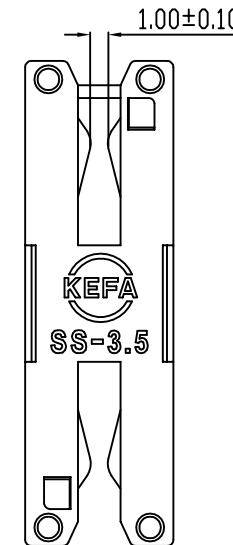
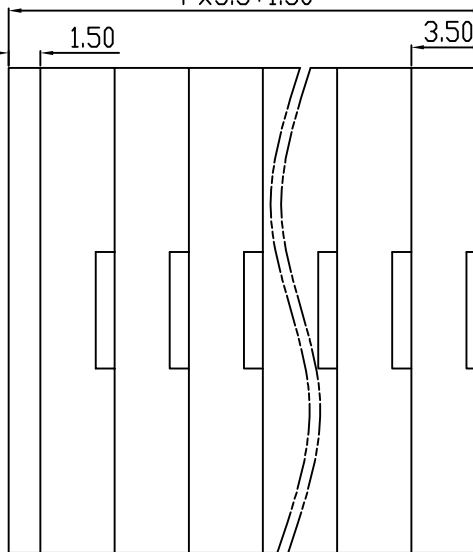
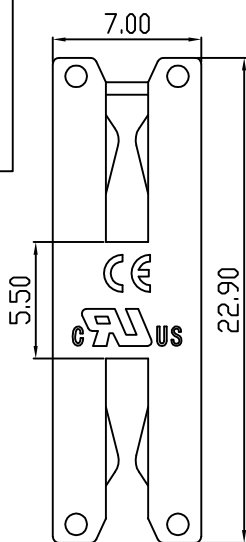
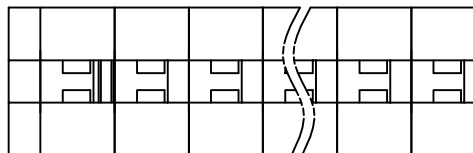
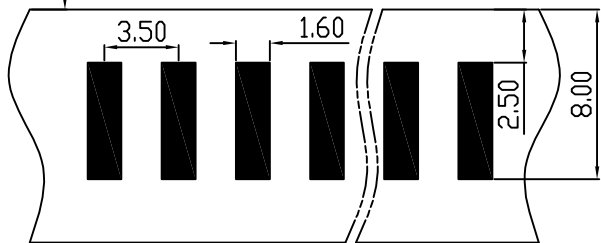


| linear dimension(Tolerances Standard GB/T 14486-2008) | | | | | | | | — | | |
|---|-------|---------|----------|----------|-----------|------------|--------|------|------|------|
| variable range | to | over | over | over | over | over | over | to | over | over |
| | 6 | 6 to 10 | 10 to 30 | 30 to 60 | 60 to 100 | 100 to 160 | 160 to | | | |
| tolerance | ±0.20 | ±0.30 | ±0.50 | ±0.70 | ±1.00 | ±1.30 | ±1.60 | 0.10 | 0.30 | 0.60 |



PCB板 1.60 ± 0.20mm



| REVISION RECORD | | | | |
|-----------------|-------------|---------|----------|----------|
| REV. | DESCRIPTION | ECN No. | APPROVED | DATE |
| A | 新发行 | | CLF | 22.06.11 |
| | | | | |
| | | | | |

| UL/CUL 技术参数 | | | | |
|-----------------------|-----------------------------------|------------------|-----|-----|
| UL/CUL Technical Data | | | | |
| 等级 | Use Group | B | C | D |
| 额定电压 | Rated Voltage [V] | 300 | - | 300 |
| 额定电流 | Rated Current [A] | 8 | - | 10 |
| 接线范围 | Wire Range | - | | |
| 单/多芯线 | Solid/Stranded [AWG] | - | | |
| 耐电压 | Withstanding Voltage | 1600V/1Min | | |
| IEC 技术参数 | | | | |
| IEC Technical Data | | | | |
| 过电压类别 | Overtoltage Category | III | III | II |
| 污染等级 | Contamination Class | 3 | 2 | 2 |
| 额定电压 | Rated Voltage [V] | 160 | 200 | 320 |
| 额定电流 | Rated Current [A] | 7 | 7 | 7 |
| 额定冲击电压 | Impulse withstand voltagea [kV] | 2.5 | 2.5 | 2.5 |
| 导线截面积 | Conductor cross section | - | | |
| 硬质/柔性导线 | Solid/flexible [mm ²] | - | | |
| 材料 | | | | |
| 绝缘材料 | Insulation Material | PA66 | | |
| 阻燃等级 | Imflamability | UL94V-0 | | |
| 导体材料 | Contactore Material | 铜合金 Copper alloy | | |
| 导体表面镀层 | Contactive Coating | 镀镍 Ni plating | | |
| 一般参数 | | | | |
| 间距 | Pitch [mm] | 3.5 | | |
| 极数 | Poles [P] | 2-24 | | |
| 剥线长度 | Stripping Length [mm] | - | | |
| 螺丝 | Screw/扭矩 Torque(Max) [N.m] | - | | |
| 工作温度 | Operating temperatur [°C] | -40~+105 | | |
| 引针尺寸 | Pin Dimensions [mm] | - | | |
| PCB板孔径 | PCB Hole Diameter [mm] | - | | |
| PCB板厚 | PCB Plate thickness [mm] | 1.60 ± 0.20 | | |

| | | | | | | | | | | | | |
|------|-----|------|----------|--|----|-----------|----|------------|------------------|-------------------------------|----------|---|
| DES. | LQQ | DATE | 22.06.11 | 单位 / UNITS | mm | 尺寸 / SIZE | A4 | 比例 / SCALE | 1:1 | 第三视角 / THIRD ANGLE PROJECTION | 版本 / REV | A |
| CHK. | BY | DATE | 22.06.11 | 慈溪市科发电子有限公司 CIXI KEFA ELECTRONIC CO., LTD | | | | 名称 / TITLE | KF2EDGSS-3.5 | | | |
| APP. | CLF | DATE | 22.06.11 | | | | | | | | | |