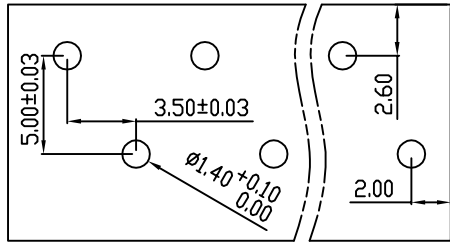
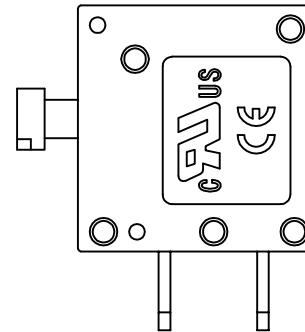
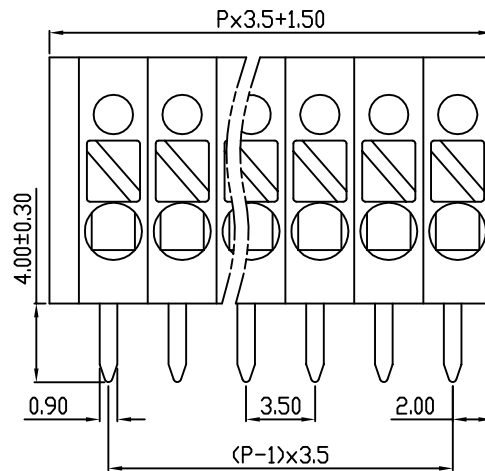
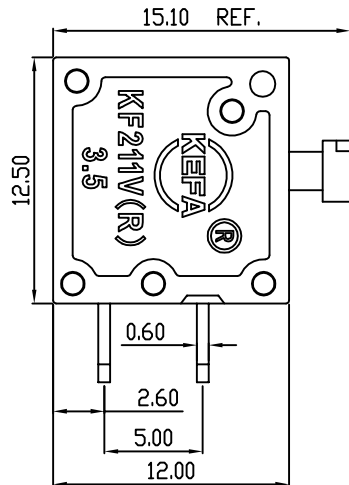
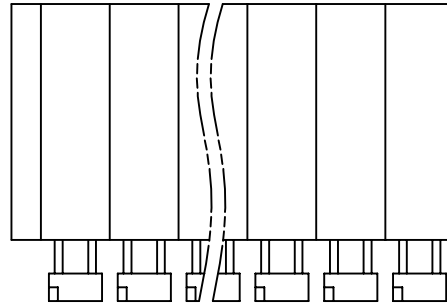


| | | | | | | | | | | |
|---|-------|--------------|---------------|---------------|----------------|-----------------|-------------|-------|----------------|-------------|
| linear dimension(Tolerances Standard GB/T 14486-2008) | | | | | | | | — | | |
| variable range | to 6 | over 6 to 10 | over 10 to 30 | over 30 to 60 | over 60 to 100 | over 100 to 160 | over 160 to | to 10 | over 10 to 100 | over 100 to |
| tolerance | ±0.20 | ±0.30 | ±0.50 | ±0.70 | ±1.00 | ±1.30 | ±1.60 | 0.10 | 0.30 | 0.60 |



PCB Layout



| REVISION RECORD | | | | |
|-----------------|-------------|---------|----------|----------|
| REV. | DESCRIPTION | ECN No. | APPROVED | DATE |
| A | 新发行 | | CLF | 21.10.19 |
| | | | | |
| | | | | |

| | | | | | | |
|--------------------------------------|---|-----|-----|-----|--|------------------|
| UL/CUL 技术参数 UL/CUL Technical Data | | | | | | |
| 等级 | Use Group | B | C | D | | |
| 额定电压 | Rated Voltage [V] | 300 | - | 300 | | |
| 额定电流 | Rated Current [A] | 10 | - | 10 | | |
| 接线范围 | Wire Range | | | | | |
| 单/多芯线 | Solid/Stranded [AWG] | | | | | 26-16 |
| 耐电压 | Withstanding Voltage | | | | | 1600V/1Min |
| IEC 技术参数 IEC Technical Data | | | | | | |
| 过电压类别 | Overvoltage Category | III | III | II | | |
| 污染等级 | Contamination Class | 3 | 2 | 2 | | |
| 额定电压 | Rated Voltage [V] | 160 | 250 | 320 | | |
| 额定电流 | Rated Current [A] | 10 | 10 | 10 | | |
| 额定冲击电压 | Impulse withstand voltage ^a [KV] | 2.5 | 2.5 | 2.5 | | |
| 导线截面积 | Conductor cross section | | | | | 1.5 |
| 硬质/柔性导线 | Solid/flexible [mm ²] | | | | | |
| 材料 Material | | | | | | |
| 绝缘材料 | Insulation Material | | | | | PA66 |
| 阻燃等级 | Imflammability | | | | | UL94V-0 |
| 导体材料 | Contacting Material | | | | | 铜合金 Copper alloy |
| 导体表面镀层 | Contactive Coating | | | | | 镀锡 Tin Plated |
| 一般参数 Other Data | | | | | | |
| 间距 | Pitch [mm] | | | | | 3.5 |
| 极数 | Poles [P] | | | | | 01~XX |
| 剥线长度 | Stripping Length [mm] | | | | | 8~9 |
| 螺丝 | Screw/扭矩 Torque(Max) [N.m] | | | | | - |
| 工作温度 | Operating temperatur [°C] | | | | | -40~+105 |
| 引针尺寸 | Pin Dimensions [mm] | | | | | 4.00 |
| PCB板孔径 | PCB Hole Diameter [mm] | | | | | 1.40 |

| | | | |
|------|-----|------|----------|
| DES. | SJD | DATE | 21.10.19 |
| CHK. | BY | DATE | 21.10.19 |
| APP. | CLF | DATE | 21.10.19 |

| | | | | | |
|--|----|---------|----|----------|-----|
| 单位/UNITS | mm | 尺寸/SIZE | A4 | 比例/SCALE | 1:1 |
| 慈溪市科发电子有限公司 CIXI KEFA ELECTRONIC CO., LTD | | | | | |

| | | | |
|-----------------------------|--|----------|-------------|
| 第三视角/THIRD ANGLE PROJECTION | | 版本/REV | A |
| | | 名称/TITLE | KF211RA-3.5 |