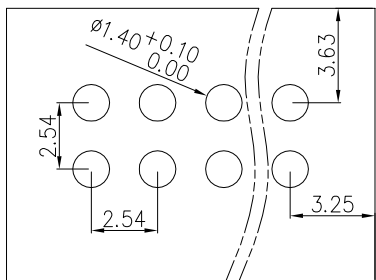


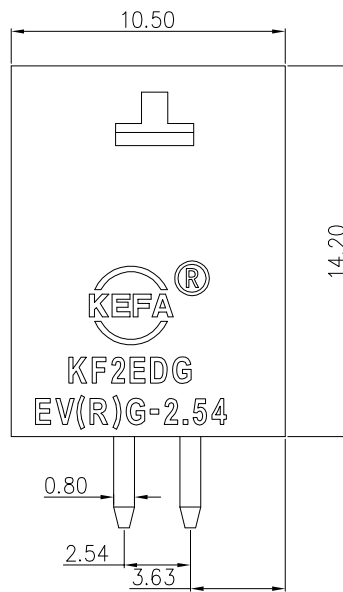
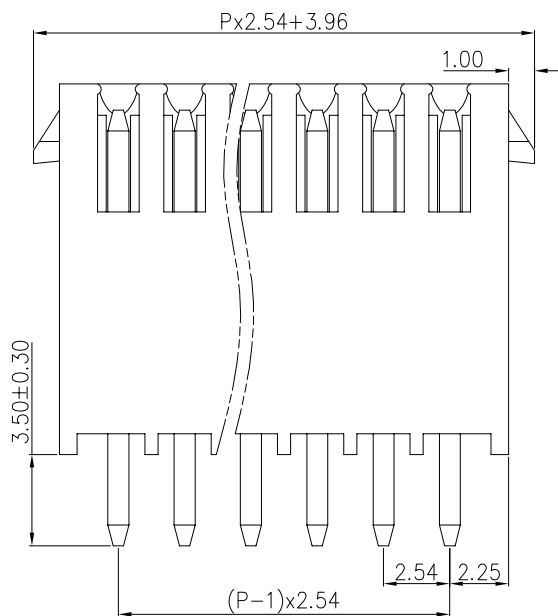

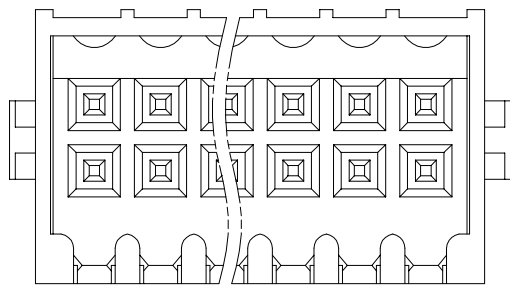
linear dimension(Tolerances Standard GB/T 14486-2008)



variable range	to	over 6 to 10	over 10 to 30	over 30 to 60	over 60 to 100	over 100 to 160	over 160 to	to	over 10 to 100	over 100 to
	6	10	30	60	100	160	10	10	100	100
tolerance	±0.20	±0.30	±0.50	±0.70	±1.00	±1.30	±1.60	0.10	0.30	0.60



PCB Layout



REVISION RECORD

REV.	DESCRIPTION	ECN No.	APPROVED	DATE
A	新发行		CLF	21.11.15

UL/CUL 技术参数		UL/CUL Technical Data		
等级	Use Group	B	C	D
额定电压	Rated Voltage [V]	150	-	-
额定电流	Rated Current [A]	5	-	-
接线范围	Wire Range	-		
单/多芯线	Solid/Stranded [AWG]	-		
耐电压	Withstanding Voltage	1300V/1Min		
IEC 技术参数		IEC Technical Data		
过电压类别	Overvoltage Category	III	III	II
污染等级	Contamination Class	3	2	2
额定电压	Rated Voltage [V]	-	160	320
额定电流	Rated Current [A]	-	6	6
额定冲击电压	Impulse withstand voltagea [KV]	-	2.5	2.5
导线截面积	Conductor cross section	-		
硬质/柔性导线	Solid/flexible [mm ²]	-		
材料		Material		
绝缘材料	Insulation Material	PA46		
阻燃等级	Inflammability	UL94V-0		
导体材料	Contact Material	铜合金 Copper alloy		
导体表面镀层	Contactive Coating	镀锡 Tin Plated		
一般参数		Other Data		
间距	Pitch [mm]	2.54		
极数	Poles [P]	2x(02-24)		
剥线长度	Stripping Length [mm]	-		
螺丝	Screw/扭矩 Torque(Max) [N.m]	-		
工作温度	Operating temperatur [°C]	-40~+120		
引针尺寸	Pin Dimensions [mm]	3.50		
PCB板孔径	PCB Hole Diameter [mm]	1.40		

DES.	SJD	DATE	22.06.16
CHK.	BY	DATE	22.06.16
APP.	CLF	DATE	22.06.16

单位 / UNITS	mm	尺寸 / SIZE	A4	比例 / SCALE	1:1	第三视角 / THIRD ANGLE PROJECTION	版本 / REV	A
						名称 / TITLE	KF2EDGEVG-2.54	



慈溪市科发电子有限公司
CIXI KEFA ELECTRONIC CO., LTD