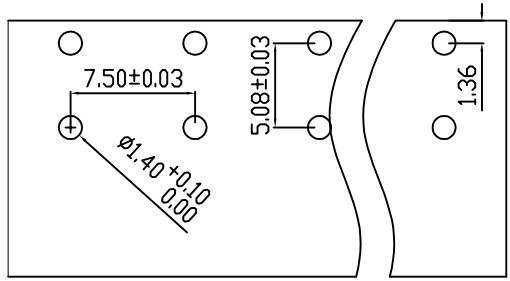
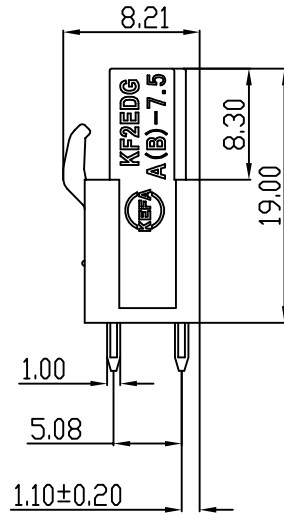
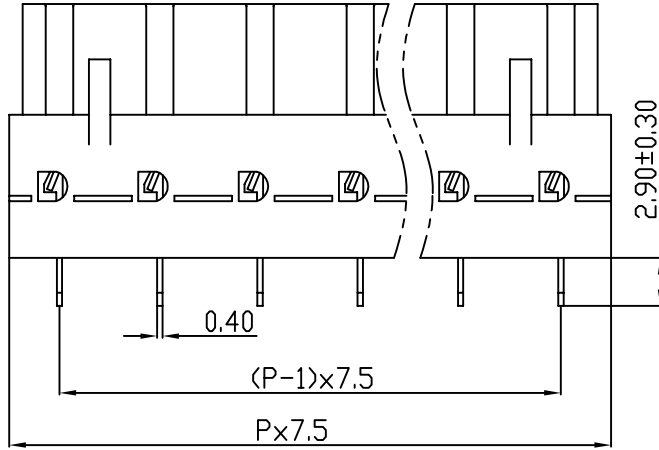
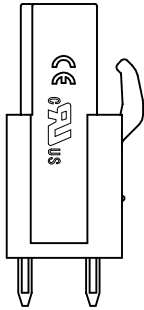
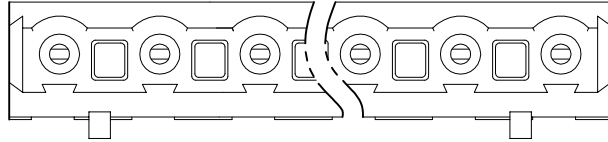


linear dimension(Tolerances Standard GB/T 14486-2008)								— ▯ ⊥		
variable range	to	over 6	over 10	over 30	over 60	over 100	over 160	to	over 10	over 100
	6	to 10	to 30	to 60	to 100	to 160	to	to 10	to 100	to
tolerance	±0.20	±0.30	±0.50	±0.70	±1.00	±1.30	±1.60	0.10	0.30	0.60



PCB LAYOUT



REVISION RECORD				
REV.	DESCRIPTION	ECN No.	APPROVED	DATE
A	新发行		CLF	21.03.13

UL/CUL 技术参数 UL/CUL Technical Data			
等级	Use Group	B	C D
额定电压	Rated Voltage [V]	300	- 300
额定电流	Rated Current [A]	10	- 10
接线范围	Wire Range	-	
单/多芯线	Solid/Stranded [AWG]	-	
耐电压	Withstanding Voltage	1600V/1Min	
IEC 技术参数 IEC Technical Data			
过电压类别	Overvoltage Category	III	III II
污染等级	Contamination Class	-	2 2
额定电压	Rated Voltage [V]	-	630 1000
额定电流	Rated Current [A]	-	15 15
额定冲击电压	Impulse withstand voltage ^a [KV]	-	6.0 6.0
导线截面积	Conductor cross section	-	
硬质/柔性导线	Solid/flexible [mm ²]	-	
材料 Material			
绝缘材料	Insulation Material	PA66	
阻燃等级	Imflammability	UL94V-0	
导体材料	Contactive Material	铜合金 Copper alloy	
导体表面镀层	Contactive Coating	镀锡 Tin Plated	
一般参数 Other Data			
间距	Pitch [mm]	7.5	
极数	Poles [P]	2-24	
剥线长度	Stripping Length [mm]	-	
螺丝	Screw/扭矩 Torque(Max) [N.m]	-	
工作温度	Operating temperatur [°C]	-40~+105	
引针尺寸	Pin Dimensions [mm]	3.6	
PCB板孔径	PCB Hole Diameter [mm]	1.4	

DES.	FZM	DATE	21.03.13
CHK.	SY	DATE	21.03.13
APP.	CLF	DATE	21.03.13

单位/UNITS	mm	尺寸/SIZE	A4	比例/SCALE	1:1
慈溪市科发电子有限公司 CIXI KEFA ELECTRONIC CO., LTD					

第三视角/THIRD ANGLE PROJECTION	版本/REV	A
名称/TITLE	KF2EDGB-7.5	