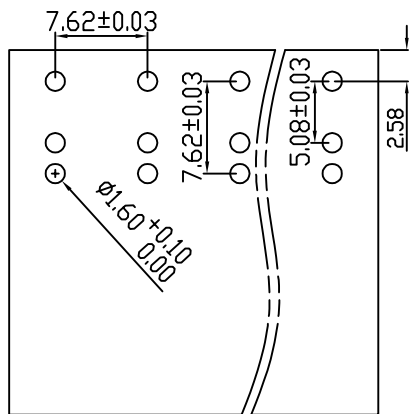


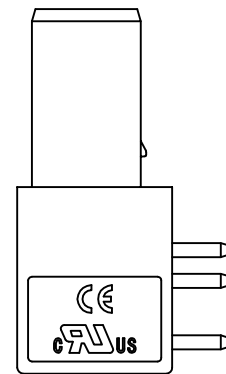
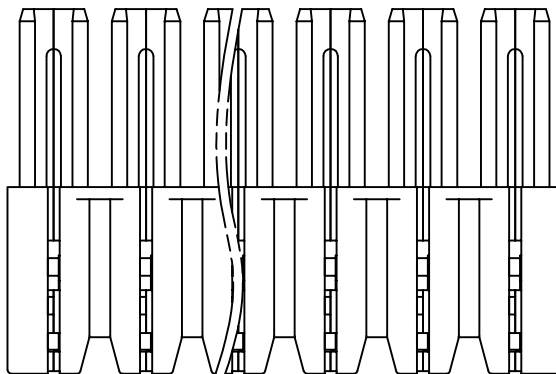
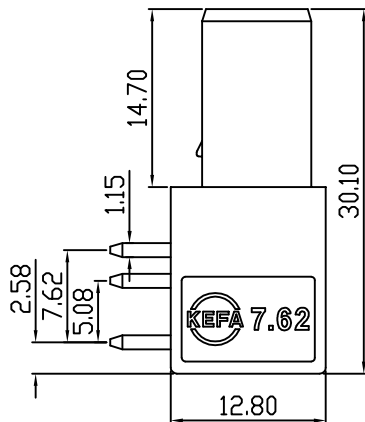
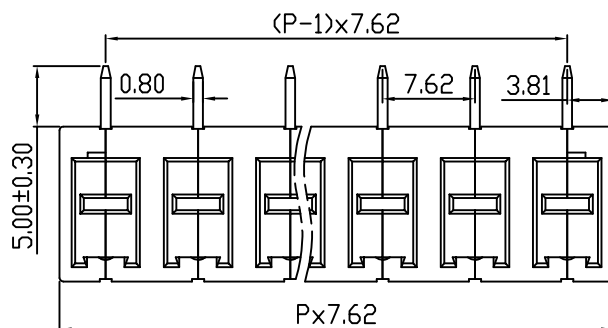
linear dimension(Tolerances Standard GB/T 14486-2008)



| | | | | | | | | | | |
|----------------|-------|--------|---------|---------|---------|----------|----------|--------|---------|----------|
| variable range | to | over 6 | over 10 | over 30 | over 60 | over 100 | over 160 | | over 10 | over 100 |
| | 6 | to 10 | to 30 | to 60 | to 100 | to 160 | to 10 | to 100 | to 100 | to |
| tolerance | ±0.20 | ±0.30 | ±0.50 | ±0.70 | ±1.00 | ±1.30 | ±1.60 | 0.10 | 0.30 | 0.60 |



PCB LAYOUT



REVISION RECORD

| REV. | DESCRIPTION | ECN No. | APPROVED | DATE |
|------|-------------|---------|----------|----------|
| A | 新发行 | | CLF | 21.09.11 |
| | | | | |
| | | | | |

| | | | | | | |
|--------------------------------------|---------------------------------|------------------|-----|------|--|--|
| UL/CUL 技术参数 UL/CUL Technical Data | | | | | | |
| 等级 | Use Group | B | C | | | |
| 额定电压 | Rated Voltage [V] | 300 | - | 300 | | |
| 额定电流 | Rated Current [A] | 41 | - | 10 | | |
| 接线范围 | Wire Range | - | | | | |
| 单/多芯线 | Solid/Stranded [AWG] | | | | | |
| 耐电压 | Withstanding Voltage | 1600V/1Min | | | | |
| IEC 技术参数 IEC Technical Data | | | | | | |
| | | | | | | |
| 过电压类别 | Overvoltage Category | III | III | II | | |
| 污染等级 | Contamination Class | 3 | 2 | 2 | | |
| 额定电压 | Rated Voltage [V] | - | 630 | 1000 | | |
| 额定电流 | Rated Current [A] | - | 41 | 41 | | |
| 额定冲击电压 | Impulse withstand voltagea [KV] | - | 6.0 | 6.0 | | |
| 导线截面积 | Conductor cross section | - | | | | |
| 硬质/柔性导线 | Solid/flexible [mm²] | | | | | |
| 材料 Material | | | | | | |
| 绝缘材料 | Insulation Material | PA66 | | | | |
| 阻燃等级 | Imflammability | UL94V-0 | | | | |
| 导体材料 | Contacting Material | 铜合金 Copper alloy | | | | |
| 导体表面镀层 | Contactive Coating | 镀锡 Tin Plated | | | | |
| 一般参数 Other Data | | | | | | |
| 间距 | Pitch [mm] | 7.62 | | | | |
| 极数 | Poles [P] | 2-16 | | | | |
| 剥线长度 | Stripping Length [mm] | - | | | | |
| 螺丝 | Screw/扭矩 Torque(Max) [N.m] | - | | | | |
| 工作温度 | Operating temperatur [°C] | -40~+105 | | | | |
| 引针尺寸 | Pin Dimensions [mm] | 5.0 | | | | |
| PCB板孔径 | PCB Hole Diameter [mm] | 1.6 | | | | |

| | | | | | | | | | | | | |
|------|-----|------|----------|-----------------------------------------------|----|---------|----|----------|-----|-----------------------------|----------|---------------|
| DES. | SJD | DATE | 21.09.11 | 单位/UNITS | mm | 尺寸/SIZE | A4 | 比例/SCALE | 1:1 | 第三视角/THIRD ANGLE PROJECTION | 版本/REV | A |
| CHK. | BY | DATE | 21.09.11 | 慈溪市科发电子有限公司 CIXI KEFA ELECTRONICS CO., LTD | | | | | | | 名称/TITLE | KF2EDGRA-7.62 |
| APP. | CLF | DATE | 21.09.11 | | | | | | | | | |