

---

Shenzhen Helitong Technology Co., Ltd

# Product Specification

|                            |   |
|----------------------------|---|
| Specification model:       | P2.5-1415-16S                           |
| Specification description: | P2.5 Outdoor surface mount three-in-one |
| Module structure:          | Light drive in one                      |
| Lamp Bead Specification:   | 1415                                    |

# The Main Technical Parameters

## P2.5 Outdoor Full Color Display SMD1415(1R1G1B)

| Item                | Technical parameter    |                                 |
|---------------------|------------------------|---------------------------------|
| Panel               | Dimension              | (W) 320mm*160mm (H)             |
|                     | Pixel pitch            | 2.5mm                           |
|                     | Pixel Density          | 160000/ M <sup>2</sup>          |
|                     | Pixel configuration    | 1R1G1B                          |
|                     | LED specification      | SMD1415                         |
|                     | Pixel resolution       | (W) 128*64 (H)                  |
|                     | Average power          | 13W                             |
|                     | Panel current          | 6.5-7A                          |
|                     | Panel weight           | 0.60KG                          |
| Cabinet&Bracket     | Humidity               | 10%-95%RH                       |
|                     | Quantity of panel      | 20                              |
|                     | Hub connecting         | HUB75                           |
|                     | Best viewing angle     | Horizontal >160    Vertical>140 |
|                     | Best viewing distance  | 3-80M                           |
|                     | Working temperature    | -45- +50                        |
|                     | Panel power supply     | 5V 40A                          |
|                     | Screen power supply    | 220VAC/50HZ+ _10%               |
|                     | Max power              | <1000W/M <sup>2</sup>           |
|                     | Average power          | 350W                            |
|                     | power quantity         | 300W/3PCS                       |
| Technical parameter | Driving device         | 16169Constant current drive     |
|                     | Drive type             | 1/16Scanning                    |
|                     | Refresh frequency      | ≥3840HZ/S                       |
|                     | Display color          | 4096*4096*4096                  |
|                     | Brightness             | 4500cd/M <sup>2</sup>           |
|                     | Life span              | 100000Hours                     |
|                     | Communication distance | <100M                           |


---

## 2. Product Features

- ★ It adopts the display module with standard general size of 320\*160mm.
- ★ High-quality lamp beads, after multiple high and low temperature experiments and scanning layered detection, cost-effective, stable performance.
- ★ The cabinets of the standard modules can be used in common, shortening the customer's delivery time, and the steel structure can be used in common when the customer replaces products with different point spacings.
- ★ The product has high brightness, high refresh rate, and high protection level, and is suitable for outdoor media advertisements and other occasions.
- ★ Independent research and development of production kits, masks, vertical and horizontal rib design, high-efficiency dustproof protection, uniform ink color, firmness and flatness, anti-ultraviolet module kits, to ensure that the screen body is flat and not deformed, and the display effect is better.
- ★ Outdoor high-definition LED display is a mature product with various specifications leading the industry, and there are mature cases all over the world.
- ★ Modular design, low installation and maintenance costs, high speed, and hot swappable.
- ★ Mature optional supporting solutions such as camera, cable, 3G, WIFI technology, cloud broadcast control, and full network access. Support mainstream format playback and support DVI HDMI 3G/HD/SD three-speed SDI high-definition display mode. Broadcast-level color gamut, intelligently adjustable color temperature and brightness, uniform color, high contrast, beautiful and natural picture.
- ★ It is mainly used in the fields of outdoor advertising media, government and enterprise projects, cultural tourism, sports competitions, image promotion, and commercial real estate.

---

### 3 Module image display



Module features: ·Unique mask design, deep black color, high contrast.

·Unified module size 320\*160mm.

·Symmetrical, firm and flat.


·The module adopts SMD1415 lamp, the product has the characteristics of good heat dissipation and good weather resistance.

·Constant current drive, 1/16S scanning.

·The product has high brightness, the brightness can reach more than 4000 cd/m<sup>2</sup>, and it has the advantages of good light distribution curve and good angle consistency.

---

#### 4. Simple iron waterproof cabinet picture display



- Cabinet features:**
- 960\*960mm standard iron cabinet, suitable for all 320\*160mm modules.
  - Unified installation hole position, unified waterproof rubber ring, unified screw specification, unified power line, interface, unified box specification, unified packaging size, and unified steel structure design.
  - IP65 waterproof grade.

---

## 5 Die-cast aluminum waterproof cabinet picture display



- Ultra-light---lighter 40% than aluminum die-casting cabinet.
- Ultra-thin---high strength,more slim than aluminum in the design,thinner around 30%
- Anti-interference---special anti electromagnetic interference function
- Fast cooling---good heat dissipation performance, effectively protecting the module circuit
- Easy installation---Installation takes only 20 seconds
- High precision---seamless splicing through CNC machining
- High universality---can be processed according to module drawing,used for indoor
- High cost-effective---large-scale production,complete production &supply chain

---

## 6、 Packaging method

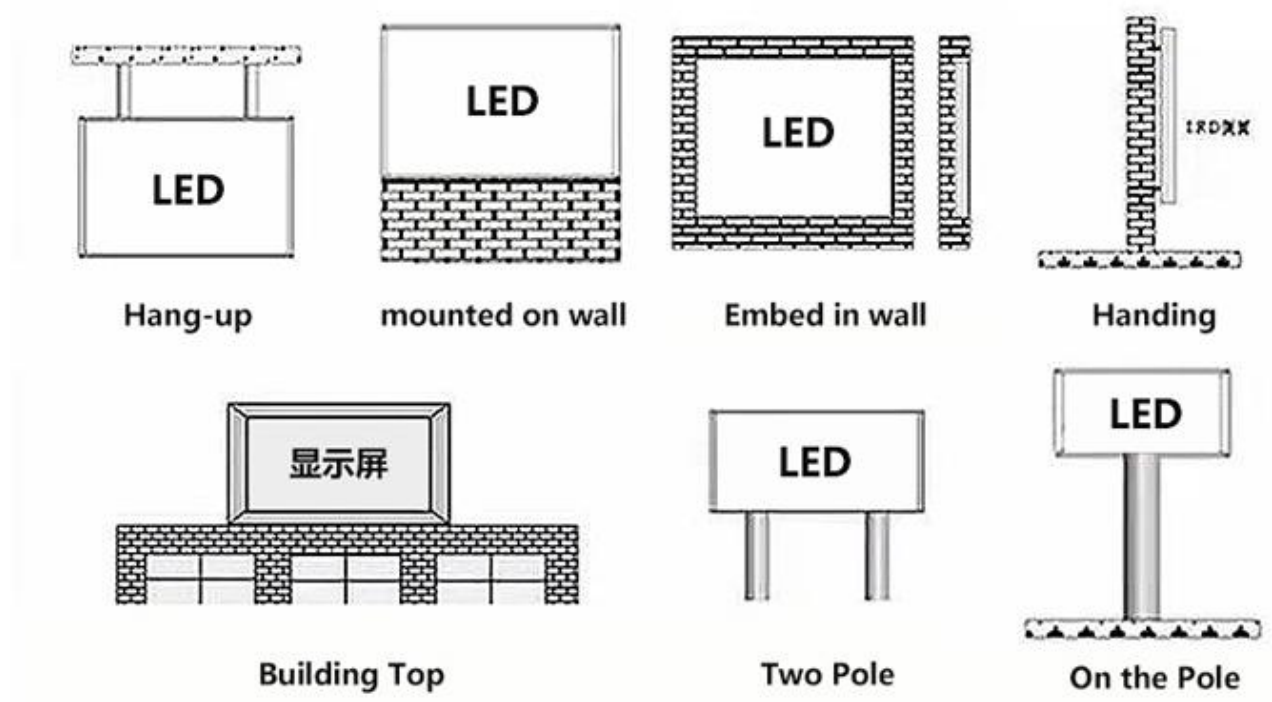
Wooden box packing





7. Installation method (simple diagram of display installation structure

Installation of Outdoor Led Display



Note: The above are the six installation methods commonly used in the installation of the display screen at present. For the indoor display screen, the four installation methods A\B\C\D are generally adopted, and the above methods can be used for the outdoor display screen.

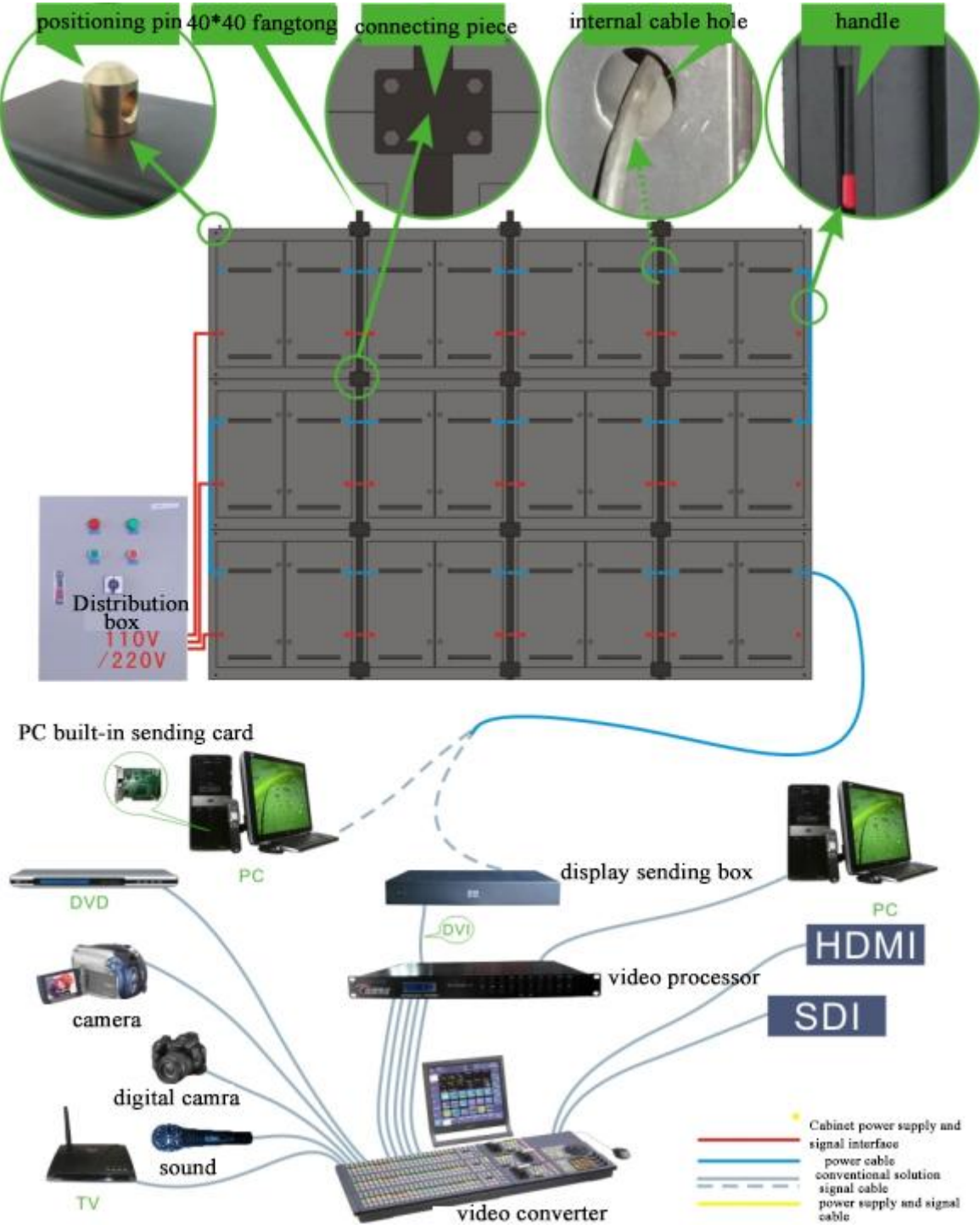


---

## **8. Inspection items before installation of display screen structure**

1. Whether the underlying structure is firm;
2. Whether the width and height of the structure are accurate, generally 20mm-50mm larger than the size of the display screen;
3. The distance between the square tube and the square tube must be strictly consistent from the bottom layer to the top layer, otherwise there will be gaps in the screen during installation, and in severe cases, it will be difficult to install or fail to install on the upper layer, resulting in rework;
4. Check whether the position of the passage in the structure is appropriate, and whether it will block the back cover door of the box body, otherwise, the back cover door of the box body cannot be opened after the screen body is installed;
5. Will the wiring holes on both sides of the screen be blocked?

## 9.Schematic diagram of disassembly, maintenance and connection operation



Note: Our company will continue to upgrade and improve the existing products. The specifications are subject to change without prior notice. The right to interpret the specifications, models and technical indicators of this product belongs to our company.