


SS GLASS RAILING SYSTEMS
不锈钢玻璃护栏系统



SS GLASS RAILING SYSTEMS
不锈钢玻璃护栏系统



十
探索 · 创新 · 品质
Exploration · Innovation · Quality

产品目录
PRODUCT CATALOG

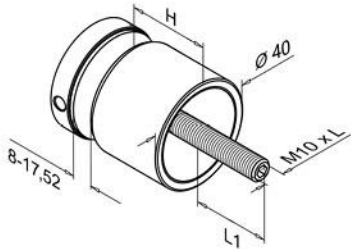
悬浮玻璃护栏 Standoff Glass Railing	03-04
不锈钢泳池夹 SS Glass Spigot	05-06
泳池围栏玻璃门配件 SS Fitting For Swimming Pool Gate	07-09
不锈钢玻璃夹 SS Glass Clamp	10-11
不锈钢立柱 SS Balustrade Post	11-20
不锈钢扶手管 SS Handrail Tube	21-22
定制钢梁木踏步楼梯 Steel Stringer Staircase With Wood Tread	23-24
不锈钢索锚具 Stainless Steel Cable Anchor	25
钢化玻璃 / 夹胶钢化玻璃 Tempered Glass/Laminated Tempered Glass	26

悬浮玻璃护栏 Standoff Glass Railing



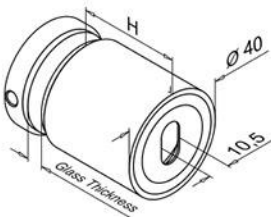
SG10

不锈钢玻璃钉
Standoff Glass Pin
 玻璃厚度: 10~21.52mm
 不锈钢材质: SS304、SS316
 表面处理: 拉丝, 镜面, 哑光黑色
 Glass thickness:10~21.52mm
 SS grade: SS304,SS316
 Finish: Brushed,Mirror,Matt Black



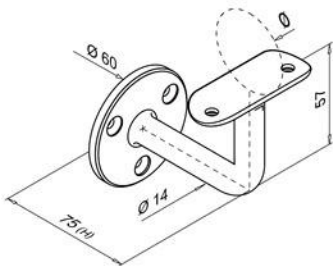
SG15

可调不锈钢玻璃钉
Adjustable Standoff Glass Pin
 玻璃厚度: 10~21.52mm
 不锈钢材质: SS304、SS316
 表面处理: 拉丝, 镜面, 哑光黑色
 Glass thickness:10~21.52mm
 SS grade: SS304,SS316
 Finish: Brushed,Mirror,Matt Black



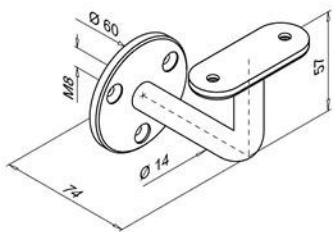
FST10

圆管扶手托
Handrail Bracket
 不锈钢材质: SS304、SS316
 表面处理: 拉丝, 镜面, 哑光黑色
 SS grade: SS304,SS316
 Finish: Brushed,Mirror,Matt Black



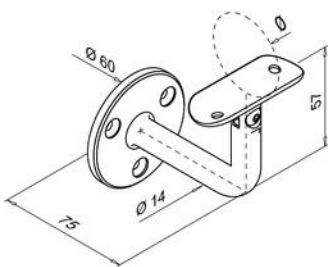
FST15

方管扶手托
Handrail Bracket
 不锈钢材质: SS304、SS316
 表面处理: 拉丝, 镜面, 哑光黑色
 SS grade: SS304,SS316
 Finish: Brushed,Mirror,Matt Black



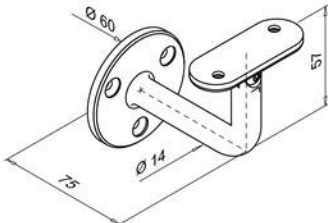
FST20

可调圆管扶手托
Handrail Bracket
 不锈钢材质: SS304、SS316
 表面处理: 拉丝, 镜面, 哑光黑色
 SS grade: SS304,SS316
 Finish: Brushed,Mirror,Matt Black



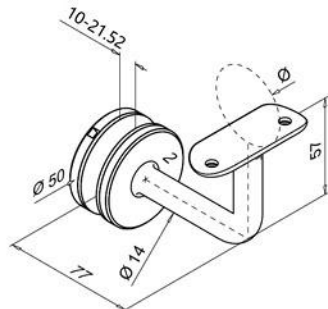
FST25

可调方管扶手托
Handrail Bracket
 不锈钢材质: SS304、SS316
 表面处理: 拉丝, 镜面, 哑光黑色
 SS grade: SS304,SS316
 Finish: Brushed,Mirror,Matt Black



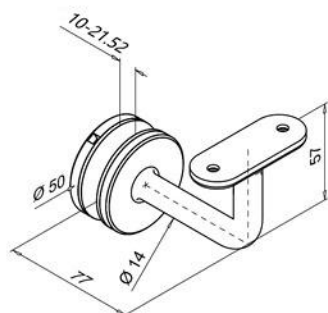
FST30

圆管扶手托
Handrail Bracket
 玻璃厚度: 10~21.52mm
 不锈钢材质: SS304、SS316
 表面处理: 拉丝, 镜面, 哑光黑色
 Glass thickness:10~21.52mm
 SS grade: SS304,SS316
 Finish: Brushed,Mirror,Matt Black



FST35

方管扶手托
Handrail Bracket
 玻璃厚度: 10~21.52mm
 不锈钢材质: SS304、SS316
 表面处理: 拉丝, 镜面, 哑光黑色
 Glass thickness:10~21.52mm
 SS grade: SS304,SS316
 Finish: Brushed,Mirror,Matt Black



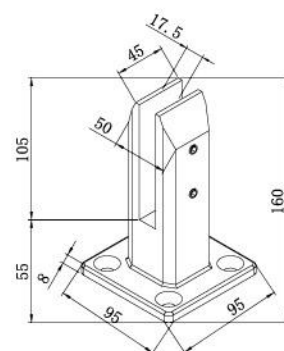
不锈钢泳池夹 SS Glass Spigot

SG20-160 SG20-160A



**方形泳池夹
Square Glass Spigot**

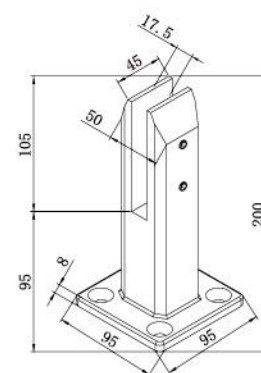
玻璃厚度: 10~17.52mm
不锈钢材质: SS304、SS316、D2205
表面处理: 拉丝, 镜面, 哑光黑色
Glass thickness: 10~17.52mm
SS grade: SS304, SS316, D2205
Finish: Brushed, Mirror, Matt Black



SG20-200

**方形泳池夹
Square Glass Spigot**

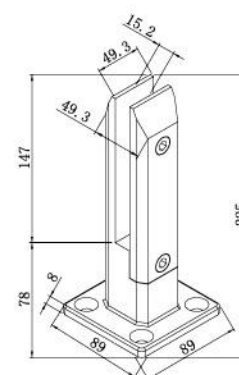
玻璃厚度: 10~17.52mm
不锈钢材质: SS304、SS316
表面处理: 拉丝, 镜面, 哑光黑色
Glass thickness: 10~17.52mm
SS grade: SS304, SS316
Finish: Brushed, Mirror, Matt Black



SG20-225

**方形分体式泳池夹
Square Glass Spigot**

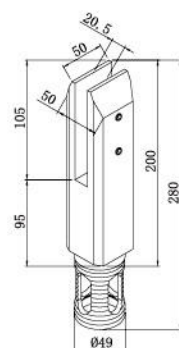
玻璃厚度: 10~17.52mm
不锈钢材质: SS304、SS316
表面处理: 拉丝, 镜面, 哑光黑色
Glass thickness: 10~17.52mm
SS grade: SS304, SS316
Finish: Brushed, Mirror, Matt Black



SG20-280

**方形预埋泳池夹
Square Glass Spigot**

玻璃厚度: 10~17.52mm
不锈钢材质: SS304、SS316
表面处理: 拉丝, 镜面, 哑光黑色
Glass thickness: 10~17.52mm
SS grade: SS304, SS316
Finish: Brushed, Mirror, Matt Black

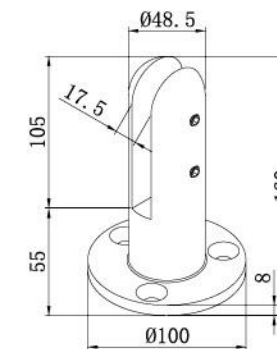


SG30-160 SG30-160A



**圆形泳池夹
Round Glass Spigot**

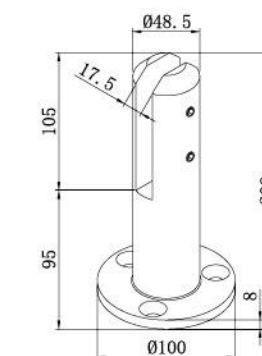
玻璃厚度: 10~17.52mm
不锈钢材质: SS304、SS316、D2205
表面处理: 拉丝, 镜面, 哑光黑色
Glass thickness: 10~17.52mm
SS grade: SS304, SS316, D2205
Finish: Brushed, Mirror, Matt Black



SG30-200

**圆形泳池夹
Round Glass Spigot**

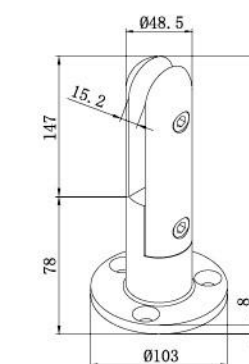
玻璃厚度: 10~17.52mm
不锈钢材质: SS304、SS316
表面处理: 拉丝, 镜面, 哑光黑色
Glass thickness: 10~17.52mm
SS grade: SS304, SS316
Finish: Brushed, Mirror, Matt Black



SG30-225

**圆形分体式泳池夹
Round Glass Spigot**

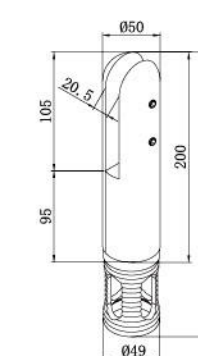
玻璃厚度: 10~17.52mm
不锈钢材质: SS304、SS316
表面处理: 拉丝, 镜面, 哑光黑色
Glass thickness: 10~17.52mm
SS grade: SS304, SS316
Finish: Brushed, Mirror, Matt Black



SG30-280

**圆形预埋泳池夹
Round Glass Spigot**

玻璃厚度: 10~17.52mm
不锈钢材质: SS304、SS316
表面处理: 拉丝, 镜面, 哑光黑色
Glass thickness: 10~17.52mm
SS grade: SS304, SS316
Finish: Brushed, Mirror, Matt Black



泳池围栏玻璃门配件

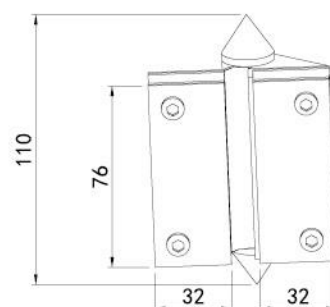
SS Fitting For Swimming Pool Gate



HY10

180°玻璃门弹簧合页
Glass Gate Hinge

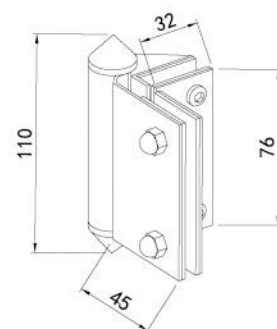
玻璃厚度: 10~12mm
不锈钢材质: SS304、SS316
表面处理: 拉丝, 镜面, 哑光黑色
Glass thickness: 10~12mm
SS grade: SS304, SS316
Finish: Brushed, Mirror, Matt Black



HY20

90°玻璃门弹簧合页
Glass Gate Hinge

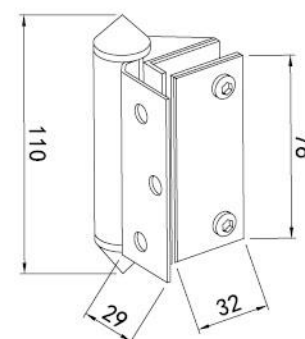
玻璃厚度: 10~12mm
不锈钢材质: SS304、SS316
表面处理: 拉丝, 镜面, 哑光黑色
Glass thickness: 10~12mm
SS grade: SS304, SS316
Finish: Brushed, Mirror, Matt Black



HY30

接墙玻璃门弹簧合页
Glass Gate Hinge

玻璃厚度: 10~12mm
不锈钢材质: SS304、SS316
表面处理: 拉丝, 镜面, 哑光黑色
Glass thickness: 10~12mm
SS grade: SS304, SS316
Finish: Brushed, Mirror, Matt Black



泳池围栏玻璃门配件

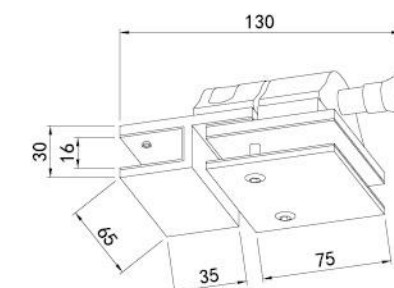
SS Fitting For Swimming Pool Gate



MS10

180°玻璃门锁
Glass Gate Latch Lock

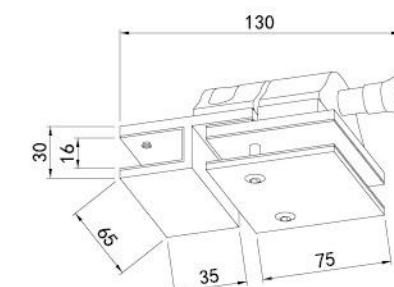
玻璃厚度: 10~12mm
不锈钢材质: SS304、SS316
表面处理: 拉丝, 镜面, 哑光黑色
Glass thickness: 10~12mm
SS grade: SS304, SS316
Finish: Brushed, Mirror, Matt Black



MS15

180°全不锈钢玻璃门锁
Glass Gate Latch Lock

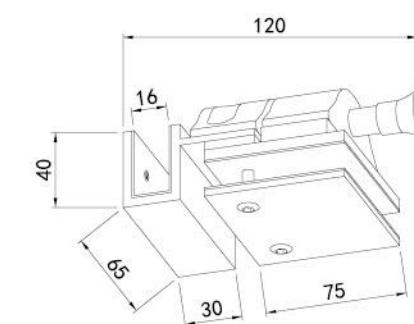
玻璃厚度: 10~12mm
不锈钢材质: SS304、SS316
表面处理: 拉丝, 镜面, 哑光黑色
Glass thickness: 10~12mm
SS grade: SS304, SS316
Finish: Brushed, Mirror, Matt Black



MS20

90°玻璃门锁
Glass Gate Latch Lock

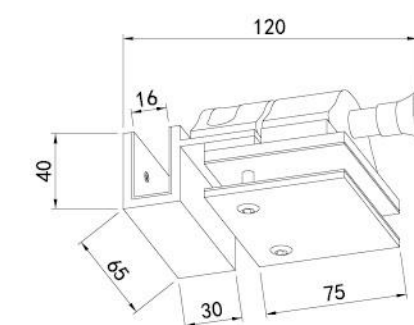
玻璃厚度: 10~12mm
不锈钢材质: SS304、SS316
表面处理: 拉丝, 镜面, 哑光黑色
Glass thickness: 10~12mm
SS grade: SS304, SS316
Finish: Brushed, Mirror, Matt Black



MS25

90°全不锈钢玻璃门锁
Glass Gate Latch Lock

玻璃厚度: 10~12mm
不锈钢材质: SS304、SS316
表面处理: 拉丝, 镜面, 哑光黑色
Glass thickness: 10~12mm
SS grade: SS304, SS316
Finish: Brushed, Mirror, Matt Black



泳池围栏玻璃门配件

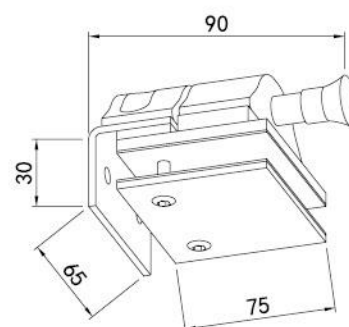
SS Fitting For Swimming Pool Gate



MS30

接墙玻璃门锁
Glass Gate Latch Lock

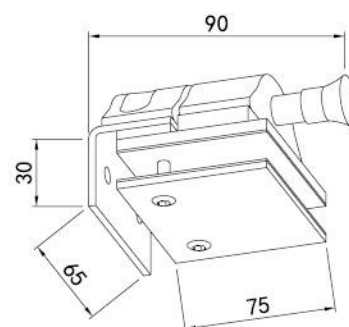
玻璃厚度: 10~12mm
不锈钢材质: SS304、SS316
表面处理: 拉丝, 镜面, 哑光黑色
Glass thickness: 10~12mm
SS grade: SS304, SS316
Finish: Brushed, Mirror, Matt Black



MS35

接墙全不锈钢玻璃门锁
Glass Gate Latch Lock


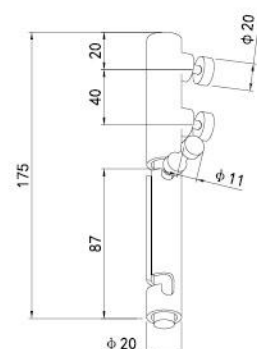
玻璃厚度: 10~12mm
不锈钢材质: SS304、SS316
表面处理: 拉丝, 镜面, 哑光黑色
Glass thickness: 10~12mm
SS grade: SS304, SS316
Finish: Brushed, Mirror, Matt Black



DC10

不锈钢地插
Glass Gate Hold Pin

玻璃厚度: 10~12mm
不锈钢材质: SS304、SS316
表面处理: 拉丝, 镜面, 哑光黑色
Glass thickness: 10~12mm
SS grade: SS304, SS316
Finish: Brushed, Mirror, Matt Black



不锈钢玻璃夹

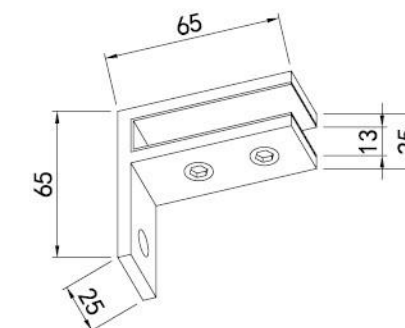
SS Glass Clamp



JF12

不锈钢 F 夹
SS Clamp

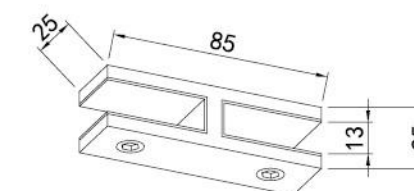
玻璃厚度: 10~12.76mm
不锈钢材质: SS304、SS316
表面处理: 拉丝, 镜面, 哑光黑色
Glass thickness: 10~12.76mm
SS grade: SS304, SS316
Finish: Brushed, Mirror, Matt Black



JH12

180° 不锈钢 H 夹
SS Clamp

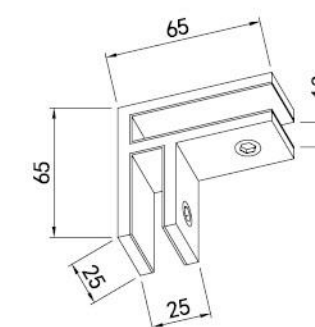
玻璃厚度: 10~12.76mm
不锈钢材质: SS304、SS316
表面处理: 拉丝, 镜面, 哑光黑色
Glass thickness: 10~12.76mm
SS grade: SS304, SS316
Finish: Brushed, Mirror, Matt Black



JC12

90° 不锈钢 F 夹
SS Clamp

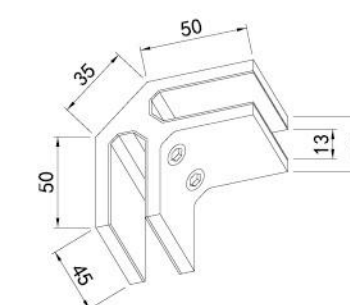
玻璃厚度: 10~12.76mm
不锈钢材质: SS304、SS316
表面处理: 拉丝, 镜面, 哑光黑色
Glass thickness: 10~12.76mm
SS grade: SS304, SS316
Finish: Brushed, Mirror, Matt Black



JZ12

90° 不锈钢 C 夹
SS Clamp

玻璃厚度: 10~12.76mm
不锈钢材质: SS304、SS316
表面处理: 拉丝, 镜面, 哑光黑色
Glass thickness: 10~12.76mm
SS grade: SS304, SS316
Finish: Brushed, Mirror, Matt Black



不锈钢玻璃夹 SS Glass Clamp

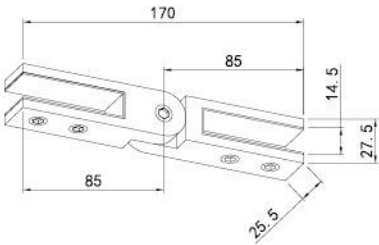


JT12

**可调节不锈钢 L 夹
SS Clamp**

玻璃厚度: 10~12.76mm
 不锈钢材质: SS304、SS316
 表面处理: 拉丝, 镜面, 哑光黑色

Glass thickness:10~12.76mm
 SS grade: SS304,SS316
 Finish: Brushed,Mirror,Matt Black

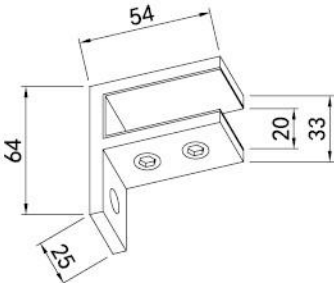


JF16

**不锈钢 F 夹
SS Clamp**

玻璃厚度: 13.14~17.52mm
 不锈钢材质: SS304、SS316
 表面处理: 拉丝, 镜面, 哑光黑色

Glass thickness:13.14~17.52mm
 SS grade: SS304,SS316
 Finish: Brushed,Mirror,Matt Black

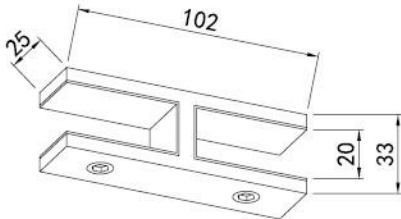


JH16

**180°不锈钢 H 夹
SS Clamp**

玻璃厚度: 13.14~17.52mm
 不锈钢材质: SS304、SS316
 表面处理: 拉丝, 镜面, 哑光黑色

Glass thickness:13.14~17.52mm
 SS grade: SS304,SS316
 Finish: Brushed,Mirror,Matt Black

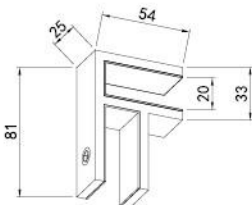


JC16

**90°不锈钢 F 夹
SS Clamp**

玻璃厚度: 13.14~17.52mm
 不锈钢材质: SS304、SS316
 表面处理: 拉丝, 镜面, 哑光黑色

Glass thickness:13.14~17.52mm
 SS grade: SS304,SS316
 Finish: Brushed,Mirror,Matt Black



不锈钢立柱 SS Balustrade Post

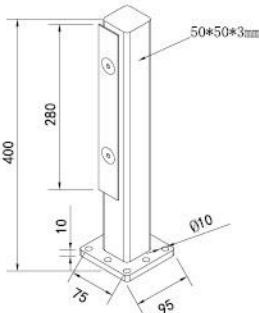


LZ10

**迷你不锈钢立柱
SS Mini Post**

玻璃厚度: 10~21.52mm
 不锈钢材质: SS304、SS316
 表面处理: 拉丝, 镜面, 哑光黑色

Glass thickness:10~21.52mm
 SS grade: SS304,SS316
 Finish: Brushed,Mirror,Matt Black



不锈钢立柱 SS Balustrade Post



LZ20A

方管鱼嘴夹立柱（中柱）
SS Square Tube Post

玻璃厚度：10~17.52mm
不锈钢材质：SS304、SS316
表面处理：拉丝，镜面，哑光黑色

Glass thickness:10~17.52mm
SS grade: SS304,SS316
Finish: Brushed,Mirror,Matt Black





LZ20B

方管鱼嘴夹立柱（边柱）
SS Square Tube Post

玻璃厚度：10~17.52mm
不锈钢材质：SS304、SS316
表面处理：拉丝，镜面，哑光黑色

Glass thickness:10~17.52mm
SS grade: SS304,SS316
Finish: Brushed,Mirror,Matt Black





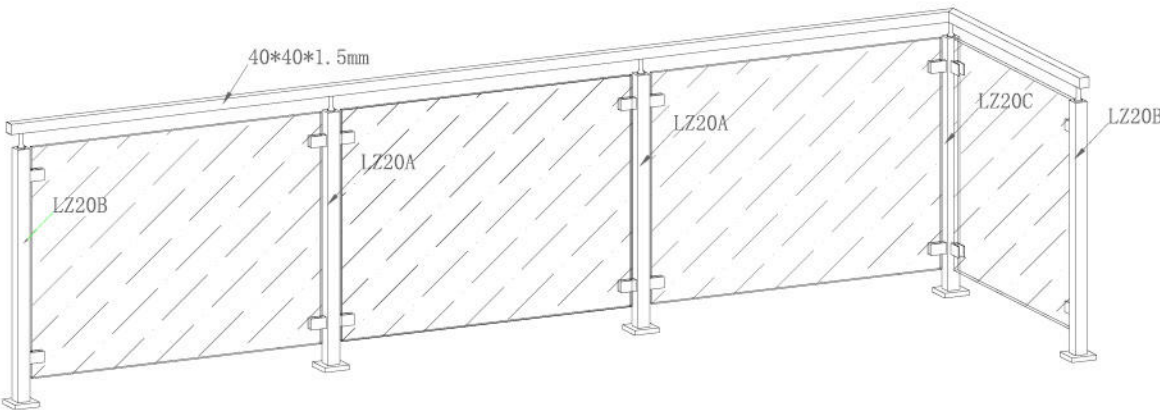
LZ20C

方管鱼嘴夹立柱（转角柱）
SS Square Tube Post

玻璃厚度：10~17.52mm
不锈钢材质：SS304、SS316
表面处理：拉丝，镜面，哑光黑色

Glass thickness:10~17.52mm
SS grade: SS304,SS316
Finish: Brushed,Mirror,Matt Black





不锈钢立柱 SS Balustrade Post



LZ20TA

方管鱼嘴夹楼梯立柱（中柱）
SS Square Tube Post

玻璃厚度：10~17.52mm
不锈钢材质：SS304、SS316
表面处理：拉丝，镜面，哑光黑色

Glass thickness:10~17.52mm
SS grade: SS304,SS316
Finish: Brushed,Mirror,Matt Black





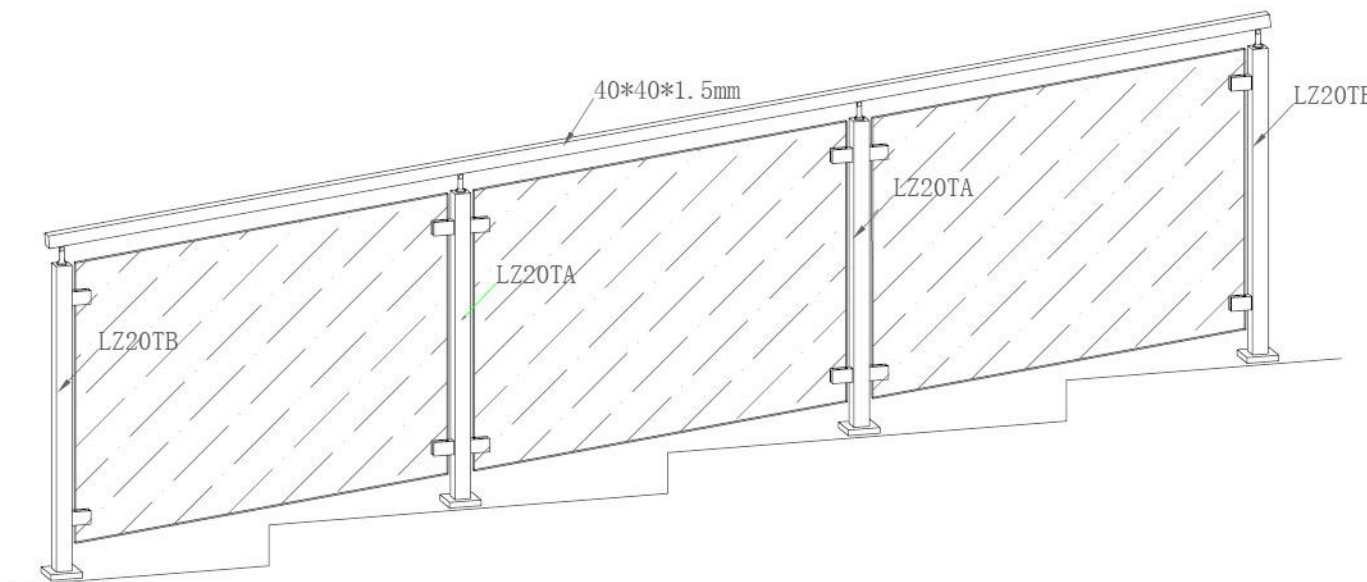
LZ20TB

方管鱼嘴夹楼梯立柱（边柱）
SS Square Tube Post

玻璃厚度：10~17.52mm
不锈钢材质：SS304、SS316
表面处理：拉丝，镜面，哑光黑色

Glass thickness:10~17.52mm
SS grade: SS304,SS316
Finish: Brushed,Mirror,Matt Black





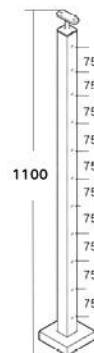
不锈钢立柱 SS Balustrade Post



LZ20SA

方管穿钢索立柱 (中柱 & 边柱) SS Square Tube Post for Cable

钢索直径: 3~6mm
不锈钢等级: SS304、SS316
表面处理: 拉丝, 镜面, 哑光黑色
Cable diameter: 3~6mm
SS grade: SS304, SS316
Finish: Brushed, Mirror, Matt Black



LZ20SC

方管穿钢索立柱 (转角柱) SS Square Tube Post for Cable

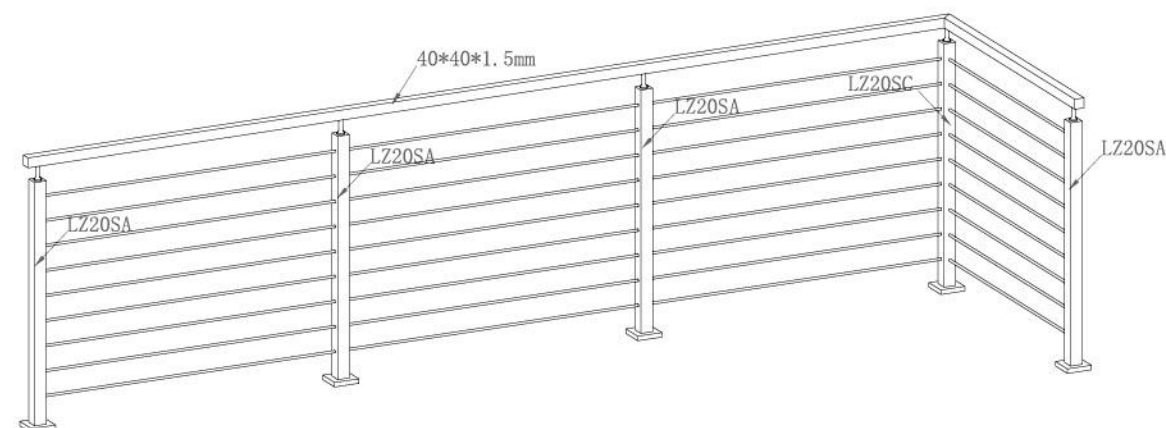
钢索直径: 3~6mm
不锈钢等级: SS304、SS316
表面处理: 拉丝, 镜面, 哑光黑色
Cable diameter: 3~6mm
SS grade: SS304, SS316
Finish: Brushed, Mirror, Matt Black



LZ20ST

方管穿钢索楼梯立柱 (中柱 & 边柱) SS Square Tube Post for Cable

钢索直径: 3~6mm
不锈钢等级: SS304、SS316
表面处理: 拉丝, 镜面, 哑光黑色
Cable diameter: 3~6mm
SS grade: SS304, SS316
Finish: Brushed, Mirror, Matt Black



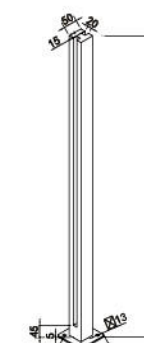
不锈钢立柱 SS Balustrade Post



LZ25A

方管凹槽立柱 (中柱) SS Square Slot Tube Post

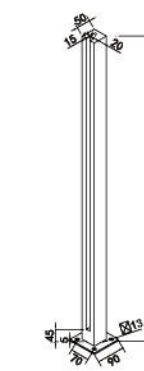
玻璃厚度: 10~17.52mm
不锈钢材质: SS304、SS316
表面处理: 拉丝, 镜面, 哑光黑色
Glass thickness: 10~17.52mm
SS grade: SS304, SS316
Finish: Brushed, Mirror, Matt Black



LZ25B

方管凹槽立柱 (边柱) SS Square Slot Tube Post

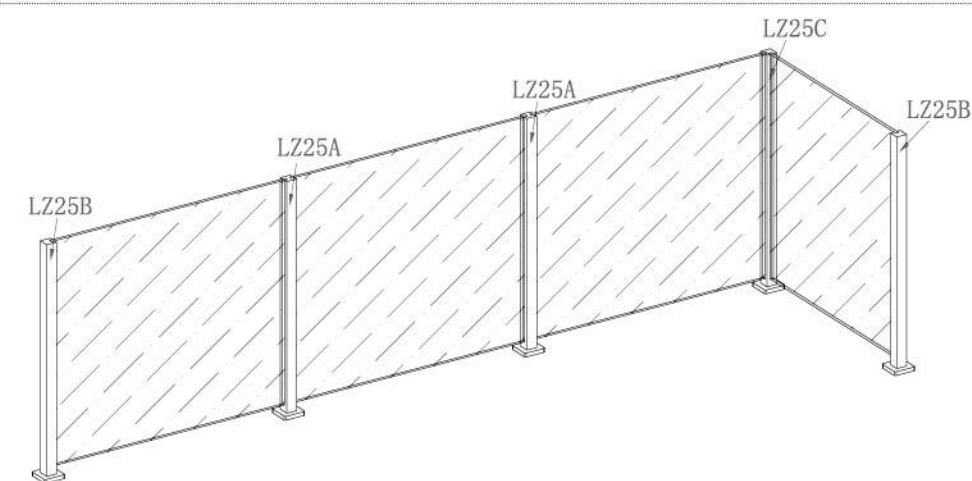
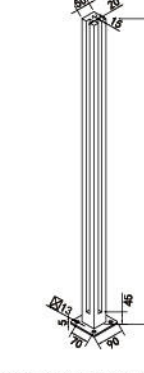
玻璃厚度: 10~17.52mm
不锈钢材质: SS304、SS316
表面处理: 拉丝, 镜面, 哑光黑色
Glass thickness: 10~17.52mm
SS grade: SS304, SS316
Finish: Brushed, Mirror, Matt Black



LZ25C

方管凹槽立柱 (转角柱) SS Square Slot Tube Post

玻璃厚度: 10~17.52mm
不锈钢材质: SS304、SS316
表面处理: 拉丝, 镜面, 哑光黑色
Glass thickness: 10~17.52mm
SS grade: SS304, SS316
Finish: Brushed, Mirror, Matt Black



不锈钢立柱 SS Balustrade Post



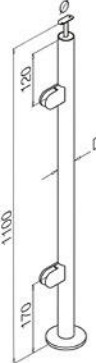
LZ30A

圆管鱼嘴夹立柱 (中柱)
 SS Round Tube Post
 玻璃厚度: 10~17.52mm
 圆管直径: 42.4 毫米, 50.8 毫米
 不锈钢材质: SS304、SS316
 表面处理: 拉丝, 镜面, 哑光黑色
 Glass thickness:10~17.52mm
 Post D: 42.4mm, 50.8mm
 SS grade: SS304,SS316
 Finish: Brushed,Mirror,Matt Black



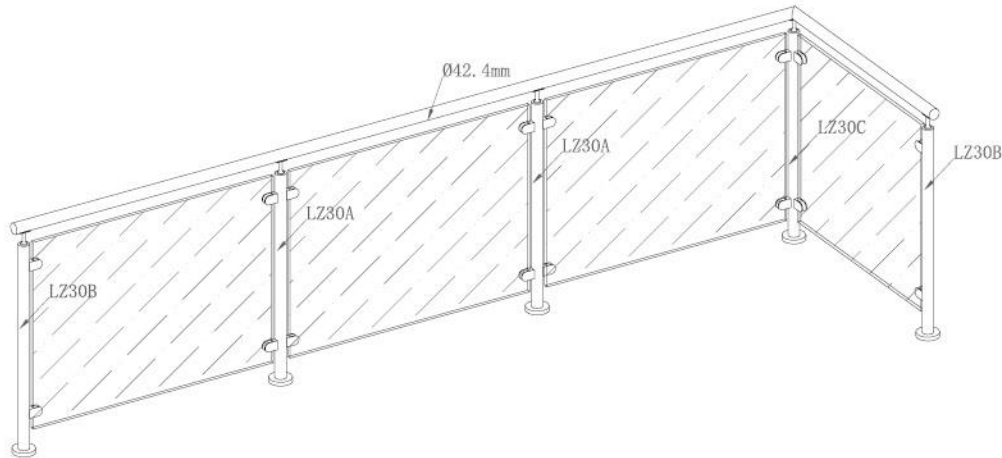
LZ30B

圆管鱼嘴夹立柱 (边柱)
 SS Round Tube Post
 玻璃厚度: 10~17.52mm
 圆管直径: 42.4 毫米, 50.8 毫米
 不锈钢材质: SS304、SS316
 表面处理: 拉丝, 镜面, 哑光黑色
 Glass thickness:10~17.52mm
 Post D: 42.4mm, 50.8mm
 SS grade: SS304,SS316
 Finish: Brushed,Mirror,Matt Black



LZ30C

圆管鱼嘴夹立柱 (转角柱)
 SS Round Tube Post
 玻璃厚度: 10~17.52mm
 圆管直径: 42.4 毫米, 50.8 毫米
 不锈钢材质: SS304、SS316
 表面处理: 拉丝, 镜面, 哑光黑色
 Glass thickness:10~17.52mm
 Post D: 42.4mm, 50.8mm
 SS grade: SS304,SS316
 Finish: Brushed,Mirror,Matt Black

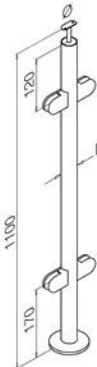


不锈钢立柱 SS Balustrade Post



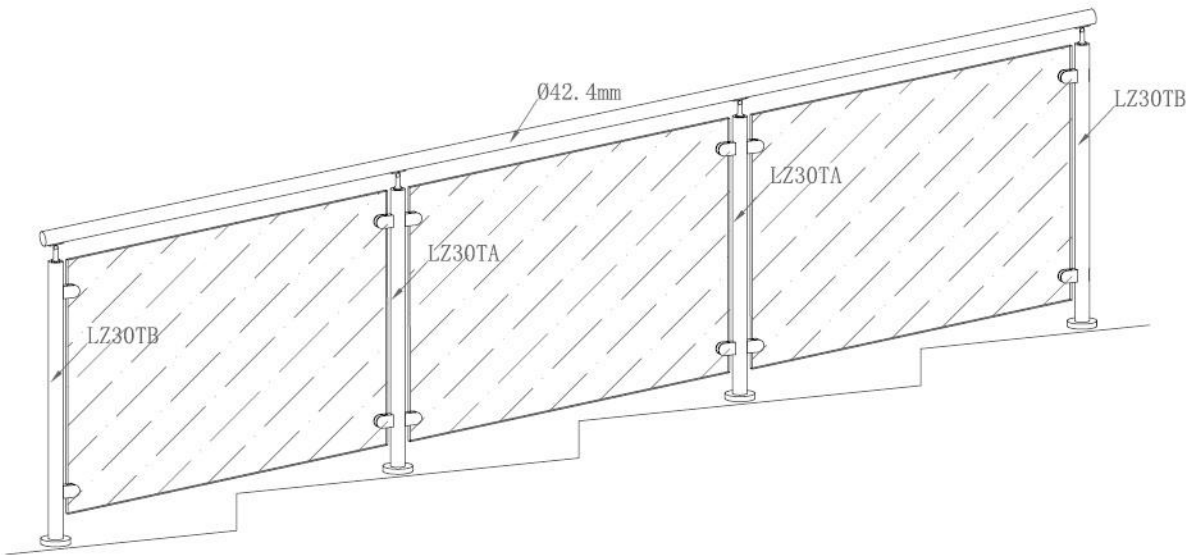
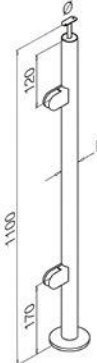
LZ30TA

圆管鱼嘴夹楼梯立柱 (中柱)
 SS Round Tube Post
 玻璃厚度: 10~17.52mm
 圆管直径: 42.4 毫米, 50.8 毫米
 不锈钢材质: SS304、SS316
 表面处理: 拉丝, 镜面, 哑光黑色
 Glass thickness:10~17.52mm
 Post D: 42.4mm, 50.8mm
 SS grade: SS304,SS316
 Finish: Brushed,Mirror,Matt Black




LZ30TB

圆管鱼嘴夹楼梯立柱 (边柱)
 SS Round Tube Post
 玻璃厚度: 10~17.52mm
 圆管直径: 42.4 毫米, 50.8 毫米
 不锈钢材质: SS304、SS316
 表面处理: 拉丝, 镜面, 哑光黑色
 Glass thickness:10~17.52mm
 Post D: 42.4mm, 50.8mm
 SS grade: SS304,SS316
 Finish: Brushed,Mirror,Matt Black



不锈钢立柱
 SS Balustrade Post

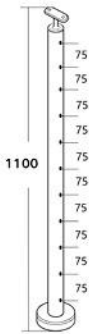



LZ30SA

圆管穿钢索立柱 (中柱 & 边柱)
SS Round Tube Post for Cable

钢索直径: 3~6mm
圆管直径: 42.4 毫米, 50.8 毫米
不锈钢等级: SS304、SS316
表面处理: 拉丝, 镜面, 哑光黑色

Cable diameter:3~6mm
Post D: 42.4mm, 50.8mm
SS grade: SS304,SS316
Finish: Brushed,Mirror,Matt Black







LZ30SC

圆管穿钢索立柱 (转角柱)
SS Round Tube Post for Cable

钢索直径: 3~6mm
圆管直径: 42.4 毫米, 50.8 毫米
不锈钢等级: SS304、SS316
表面处理: 拉丝, 镜面, 哑光黑色

Cable diameter:3~6mm
Post D: 42.4mm, 50.8mm
SS grade: SS304,SS316
Finish: Brushed,Mirror,Matt Black






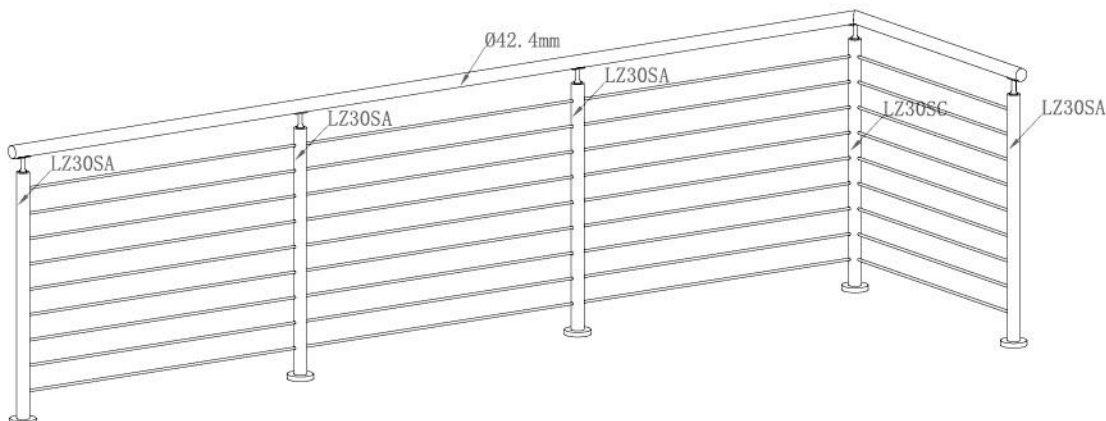
LZ30ST

圆管穿钢索楼梯立柱 (中柱 & 边柱)
SS Round Tube Post for Cable


钢索直径: 3~6mm
圆管直径: 42.4 毫米, 50.8 毫米
不锈钢等级: SS304、SS316
表面处理: 拉丝, 镜面, 哑光黑色

Cable diameter:3~6mm
Post D: 42.4mm, 50.8mm
SS grade: SS304,SS316
Finish: Brushed,Mirror,Matt Black





不锈钢立柱
 SS Balustrade Post

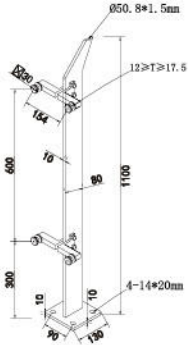



LZ40

单板立柱
SS Plate Post

玻璃厚度: 10~21.52mm
不锈钢材质: SS304、SS316
表面处理: 拉丝, 镜面, 哑光黑色

Glass thickness:10~21.52mm
SS grade: SS304,SS316
Finish: Brushed,Mirror,Matt Black



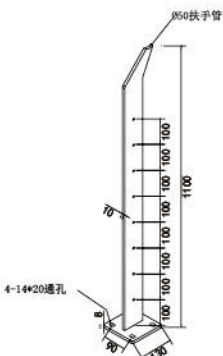



LZ40S

单板穿钢索立柱
SS Plate Post for Cable

钢索直径: 3~6mm
不锈钢材质: SS304、SS316
表面处理: 拉丝, 镜面, 哑光黑色

Cable diameter:3~6mm
SS grade: SS304,SS316
Finish: Brushed,Mirror,Matt Black



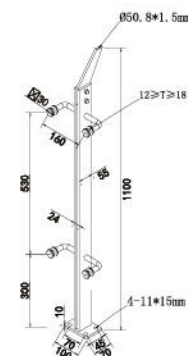



LZ50

双板立柱
SS Dual Plate Pillar

玻璃厚度: 10~21.52mm
不锈钢材质: SS304、SS316
表面处理: 拉丝, 镜面, 哑光黑色

Glass thickness:10~21.52mm
SS grade: SS304,SS316
Finish: Brushed,Mirror,Matt Black



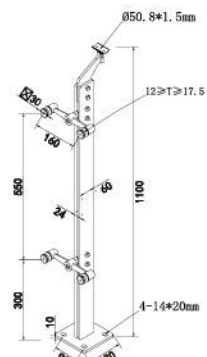


LZ60

双板立柱
SS Dual Plate Pillar

玻璃厚度: 10~21.52mm
不锈钢材质: SS304、SS316
表面处理: 拉丝, 镜面, 哑光黑色

Glass thickness:10~21.52mm
SS grade: SS304,SS316
Finish: Brushed,Mirror,Matt Black



不锈钢扶手管 SS Handrail Tube

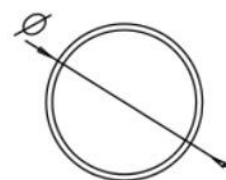


φ42.4*1.5mm

圆形扶手管 Round Handrail Tube

不锈钢材质: SS304、SS316
表面处理: 拉丝, 镜面, 哑光黑色

SS grade: SS304,SS316
Finish: Brushed,Mirror,Matt Black


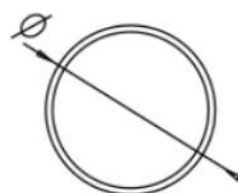


φ50.8*1.5mm

圆形扶手管 Round Handrail Tube

不锈钢材质: SS304、SS316
表面处理: 拉丝, 镜面, 哑光黑色

SS grade: SS304,SS316
Finish: Brushed,Mirror,Matt Black


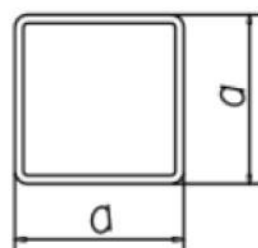


40*40*1.5mm

方形扶手管 Square Handrail Tube

不锈钢材质: SS304、SS316
表面处理: 拉丝, 镜面, 哑光黑色

SS grade: SS304,SS316
Finish: Brushed,Mirror,Matt Black

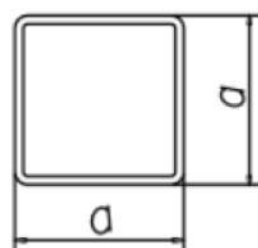


50*50*1.5mm

方形扶手管 Square Handrail Tube

不锈钢材质: SS304、SS316
表面处理: 拉丝, 镜面, 哑光黑色

SS grade: SS304,SS316
Finish: Brushed,Mirror,Matt Black



不锈钢扶手管 SS Handrail Tube


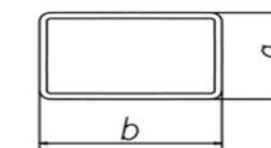


50*25*1.5mm

矩形扶手管 Rectangle Handrail Tube

不锈钢材质: SS304、SS316
表面处理: 拉丝, 镜面, 哑光黑色

SS grade: SS304,SS316
Finish: Brushed,Mirror,Matt Black

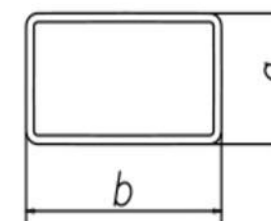


60*40*1.5mm

矩形扶手管 Rectangle Handrail Tube

不锈钢材质: SS304、SS316
表面处理: 拉丝, 镜面, 哑光黑色

SS grade: SS304,SS316
Finish: Brushed,Mirror,Matt Black


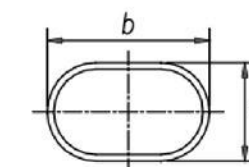


60*30*1.5mm

平椭圆扶手管 Flat Oval Handrail Tube

不锈钢材质: SS304、SS316
表面处理: 拉丝, 镜面, 哑光黑色

SS grade: SS304,SS316
Finish: Brushed,Mirror,Matt Black

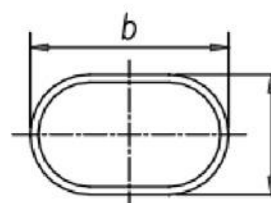


80*40*1.5mm

平椭圆扶手管 Flat Oval Handrail Tube

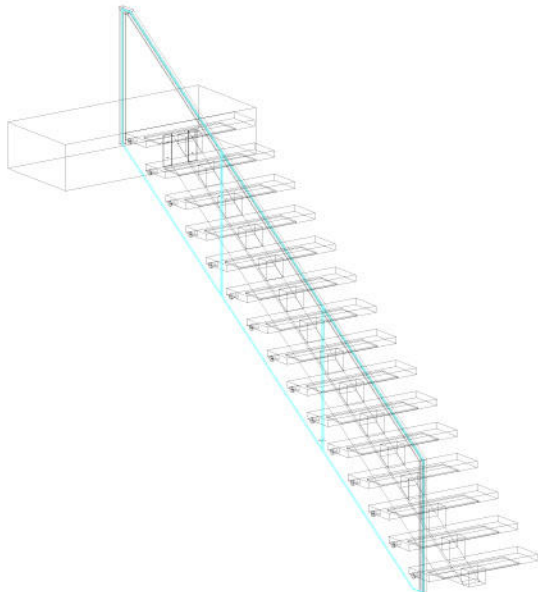

不锈钢材质: SS304、SS316
表面处理: 拉丝, 镜面, 哑光黑色

SS grade: SS304,SS316
Finish: Brushed,Mirror,Matt Black



定制钢梁木踏步楼梯

Steel Stringer Staircase With Wood Tread

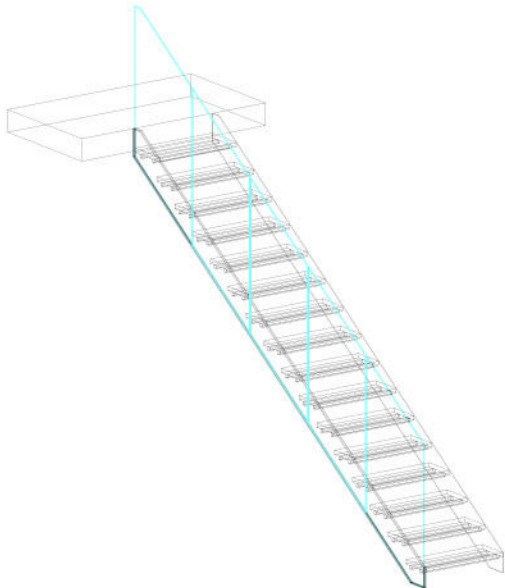


单梁钢结构木楼梯 (I 形)
Mono Stringer Wood Staircase

玻璃厚度: 10~21.52mm	Glass thickness:10~21.52mm
木材类型: 橡木	Wood type: Oak wood
钢材材质: Q235、Q345	Steel grade: Q235,Q345
表面处理: 粉末涂层	Finish: Powder coating

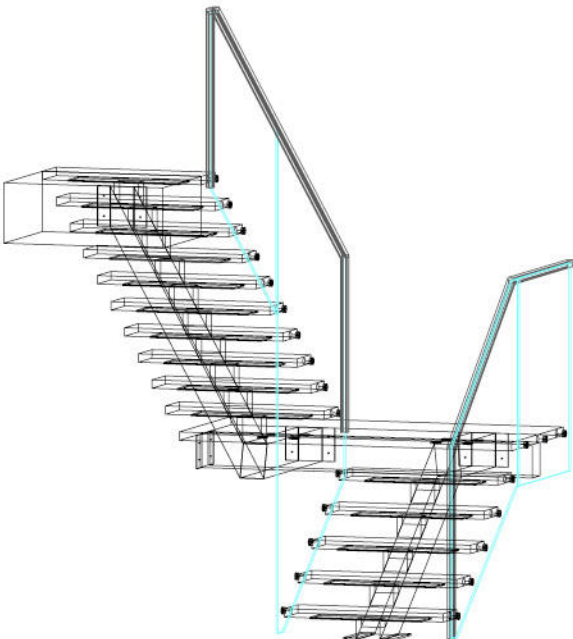
定制钢梁木踏步楼梯

Steel Stringer Staircase With Wood Tread



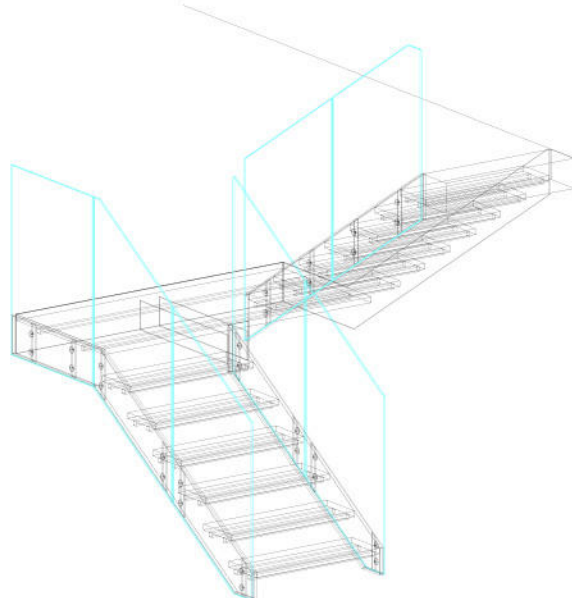

双梁钢结构木楼梯 (I 形)
Dual Stringer Wood Staircase

玻璃厚度: 10~21.52mm	Glass thickness:10~21.52mm
木材类型: 橡木	Wood type: Oak wood
钢材材质: Q235、Q345	Steel grade: Q235,Q345
表面处理: 粉末涂层	Finish: Powder coating



单梁钢结构木楼梯 (U 形)
Mono Stringer Wood Staircase

玻璃厚度: 10~21.52mm	Glass thickness:10~21.52mm
木材类型: 橡木	Wood type: Oak wood
钢材材质: Q235、Q345	Steel grade: Q235,Q345
表面处理: 粉末涂层	Finish: Powder coating



双梁钢结构木楼梯 (U 形)
Dual Stringer Wood Staircase

玻璃厚度: 10~21.52mm	Glass thickness:10~21.52mm
木材类型: 橡木	Wood type: Oak wood
钢材材质: Q235、Q345	Steel grade: Q235,Q345
表面处理: 粉末涂层	Finish: Powder coating

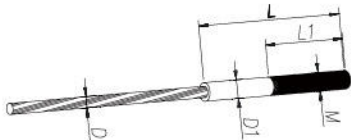
不锈钢索锚具

Stainless Steel Cable Anchor

SMJ10

Cable anchor

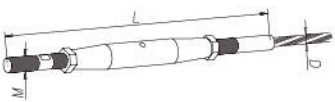
D	D1	L	L1	M
Ø3	Ø6	63	28	M5
Ø4	Ø7.5	79	33	M6
Ø5	Ø8	92	39	M8
Ø6	Ø10	111	45	M10



SMJ15

Adjustable cable anchor

D	L mm		M
	min	max	
Ø3	121	151	M5
Ø4	149	190	M6
Ø5	171	215	M8
Ø6	205	215	M10



SMJ20

Cable anchor

D	D1	L
Ø3	Ø6	31
Ø4	Ø8	45
Ø5	Ø8	45
Ø6	Ø10	54



SMJ25

Adjustable cable anchor

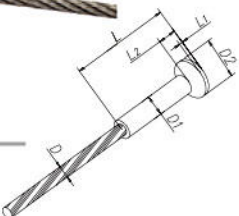
D	D1	L	M
Ø12	Ø7	31	M5
Ø14	Ø8	35.4	M6
Ø18	Ø10	44.2	M8
Ø24	Ø15	56.3	M10



SMJ30

Cable anchor

D	D1	D2	L	L1	L2
Ø3	Ø6	11	35	4	1.5
Ø4	Ø8	14	50	5	2
Ø5	Ø8	14	50	5	2
Ø6	Ø10	17	60	6	2.5



SMJ35

Adjustable cable anchor

D	D1	L	M
Ø12	Ø7	35	M5
Ø14	Ø8	40	M6
Ø17	Ø10	50	M8
Ø23	Ø15	56	M10



钢化玻璃 / 夹胶钢化玻璃

Tempered Glass/Laminated Tempered Glass




单玻 Single glass

10mm	15mm
12mm	19mm



6+6

6+0. 76PVB+6	6+0. 76SGP+6
6+1. 14PVB+6	6+0. 89SGP+6
6+1. 52PVB+6	6+1. 52SGP+6



8+8

8+0. 76PVB+8	8+0. 76SGP+8
8+1. 14PVB+8	8+0. 89SGP+8
8+1. 52PVB+8	8+1. 52SGP+8



10+10

10+1. 14PVB+10	10+0. 89SGP+10
10+1. 52PVB+10	10+1. 52SGP+10



12+12

12+1. 14PVB+12	12+0. 89SGP+12
12+1. 52PVB+12	12+1. 52SGP+12



弯弧 CURVED

6+2. 28VB+6
8+2. 28PVB+8
10+2. 28PVB+10