LINKWELL®
ELECTRIC



THERMAL SOLUTION PRODUCTS

Introduction To Fan And Filter Classification



Low noise | Energy saving | Water proofing | Copper motor | High Air-flow | Fast installation

1. FU series

Flexible fan size by embedded nuts

Air duct optional



3. LK66 series

Straight line grill design

5. FK55 series

Thinner cover

Curve line grill design

2. LK32 series

Easy-open buckle

Power supply working indicator option

4. FF series

Standard material PC+Alloy, UV resistance

Corrugated filter mat option

LK32 SERIES FAN-AND-FILTER

Energy saving, environmental protection, and efficient product performance meet the requirements of temperature control systems

Power Supply Work Indicator (optional)

Easy Replacement of Filter Pad

Different Colors Can Be Customized

LK3237 .230

LK3237 .300

IP54 CE RoHS COMPLIANT -30 +70 °C

SPECIFICATION

Fan filter model	LK3237.230	LK3237.115	LK3237.024
Rated voltage	220V-240V AC	110V-120V AC	24V DC
Rated frequency	50/60Hz	50/60Hz	–
Air flow rate, free blowing	25/35m³/h	25/35m³/h	35m³/h
Air flow rate, Equipped with standard filter mat	1 x LK3237.300: 20-25m³/h		
Axial flow fan	Self starting shaded pole motor		
Rated current	0.07A/0.06A	0.12A/0.11A	0.08A
Power	12/11W	12/11W	1.92W
Noise level	37/41dB(A)	37/41dB(A)	41dB(A)
Operating temperature range	-30°C - +70°C	-30°C- +70°C	-30°C- +70°C
Outlet filter model	LK3237.300	LK3237.300	LK3237.300
Material	Made of injection-moulded thermoplastic, self-extinguishing UL94V0 (optional)		
Air flow direction	Air-in as standard; air-out optional		

Power Supply Work Indicator (optional)

Easy Replacement of Filter Pad

Different Colors Can Be Customized

DIMENSION (mm)

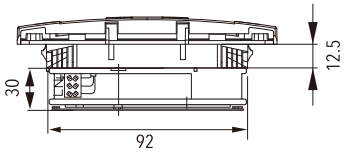

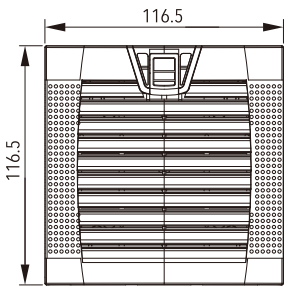

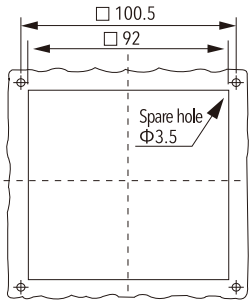

LK3238 .230

LK3238 .300

IP54 CE RoHS COMPLIANT -30 +70 °C

SPECIFICATION

Fan filter model	LK3238.230	LK3238.115	LK3238.024
Rated voltage	220V-240V AC	110V-120V AC	24V DC
Rated frequency	50/60Hz	50/60Hz	–
Air flow rate, free blowing	65/85m³/h	65/85m³/h	100m³/h
Air flow rate, Equipped with standard filter mat	1 x LK3238.300: 55-70m³/h		
Axial flow fan	Self starting shaded pole motor		
Rated current	0.12A/0.11A	0.24A/0.22A	0.2A
Power	19/18W	19/18W	4.8W
Noise level	41/42dB(A)	41/42dB(A)	41dB(A)
Operating temperature range	-30°C - +70°C	-30°C- +70°C	-30°C- +70°C
Outlet filter model	LK3238.300	LK3238.300	LK3238.300
Material	Made of injection-moulded thermoplastic, self-extinguishing UL94V0 (optional)		
Air flow direction	Air-in as standard; air-out optional		

Power Supply Work Indicator (optional)

Easy Replacement of Filter Pad

Different Colors Can Be Customized

DIMENSION (mm)

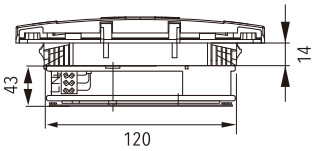

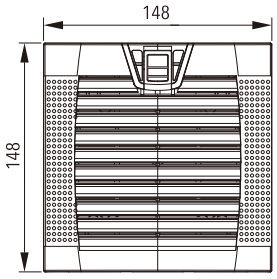

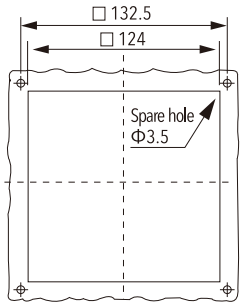

LK3239 .230

LK3239 .300

IP54 CE RoHS COMPLIANT -30 +70 °C

SPECIFICATION

Fan filter model	LK3239.230	LK3239.115	LK3239.024
Rated voltage	220V-240V AC	110V-120V AC	24V DC
Rated frequency	50/60Hz	50/60Hz	–
Air flow rate, free blowing	105/126m³/h	105/126m³/h	126m³/h
Air flow rate, Equipped with standard filter mat	1×LK3239.300:71/82m³/h 2×LK3239.300:85/98m³/h	1×LK3239.300:78/90m³/h	
Axial flow fan	Self starting shaded pole motor		
Rated current	0.12A/0.11A	0.24A/0.22A	0.2A
Power	19/18W	19/18W	4.8W
Noise level	41/42dB(A)	41/42dB(A)	41dB(A)
Operating temperature range	-30°C - +70°C	-30°C - +70°C	-30°C - +70°C
Outlet filter model	LK3239.300	LK3239.300	LK3239.300
Material	Made of injection-moulded thermoplastic, self-extinguishing UL94V0 (optional)		
Air flow direction	Air-in as standard; air-out optional		

Power Supply Work Indicator (optional)

Easy Replacement of Filter Pad

Different Colors Can Be Customized

DIMENSION (mm)

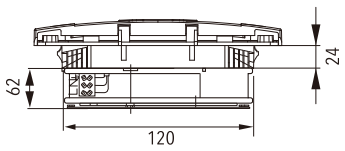

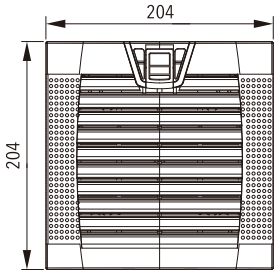

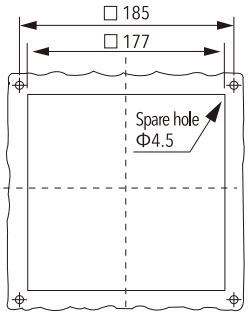

LK3240-P .230

LK3240 .300

IP54 CE RoHS COMPLIANT -30 +70 °C

SPECIFICATION

Fan filter model	LK3240-P.230	LK3240-P.115	LK3240.024
Rated voltage	220V-240V AC	110V-120V AC	24V DC
Rated frequency	50/60Hz	50/60 Hz	–
Air flow rate, free blowing	220/240m³/h	220/240m³/h	300m³/h
Air flow rate, Equipped with standard filter mat	1×LK3240.300:110/145m³/h 2×LK3240.300:155/185m³/h	1×LK3240.300:155/185m³/h	
Axial flow fan	Self starting shaded pole motor		
Rated current	0.24A/0.22A	0.45A/0.42A	0.5A
Power	38/36W	38/36W	12W
Noise level	50/52dB(A)	50/52dB(A)	50dB(A)
Operating temperature range	-30°C - +70°C	-30°C - +70°C	-30°C - +70°C
Outlet filter model	LK3240.300	LK3240.300	LK3240.300
Material	Made of injection-moulded thermoplastic, self-extinguishing UL94V0 (optional)		
Air flow direction	Air-in as standard; air-out optional		

Power Supply Work Indicator (optional)

Easy Replacement of Filter Pad

Different Colors Can Be Customized

DIMENSION (mm)

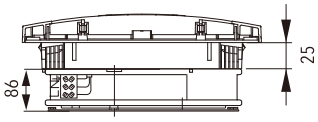

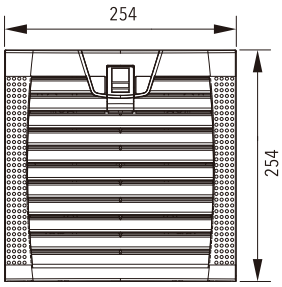

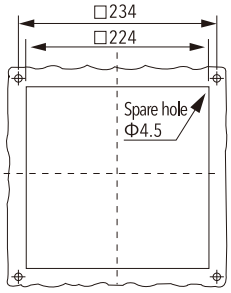

LK3240-M .230

LK3240 .300

IP54 CE RoHS COMPLIANT -30 +70 °C

SPECIFICATION

Fan filter model	LK3240-M.230	LK3240-M.115
Rated voltage	220V-240V AC	110V-120V AC
Rated frequency	50/60Hz	50/60Hz
Air flow rate, free blowing	230/265m³/h	230/265m³/h
Air flow rate, Equipped with standard filter mat	1×LK3240.300:170/205m³/h 2×LK3240.300:200/230m³/h	1×LK3240.300:190/215m³/h
Axial flow fan	Self starting shaded pole motor	
Rated current	0.22A/0.20A	0.45A/0.5A
Power	37/35W	37/35W
Noise level	50/52dB(A)	50/52dB(A)
Operating temperature range	-30°C - +70°C	-30°C - +70°C
Outlet filter model	LK3240.300	LK3240.300
Material	Made of injection-moulded thermoplastic, self-extinguishing UL94V0 (optional)	
Air flow direction	Air-in as standard; air-out optional	

Power Supply Work Indicator (optional)

Easy Replacement of Filter Pad

Different Colors Can Be Customized

DIMENSION (mm)

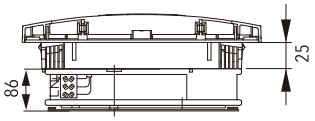

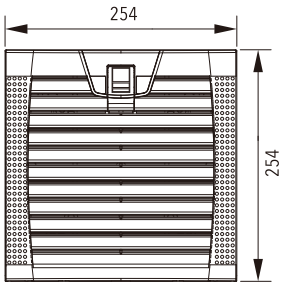

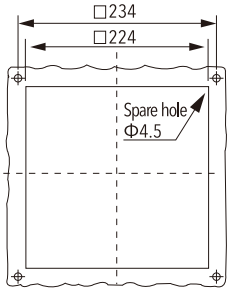

LK3243 .230

LK3243 .300

IP54 CE RoHS COMPLIANT -30 +70 °C

SPECIFICATION

Fan filter model	LK3243.230	LK3243.115
Rated voltage	220V-240V AC	110V-120V AC
Rated frequency	50/60Hz	50/60Hz
Air flow rate, free blowing	1150/1350m³/h	1150/1350m³/h
Air flow rate, Equipped with standard filter mat	1×LK3243.300:750/950m³/h	
Axial flow fan	Capacitor operated	
Rated current	0.52A/0.65A	1.0A/1.1A
Power	110/120W	110/120W
Noise level	70/72dB(A)	70/72dB(A)
Operating temperature range	-30°C - +70°C	-30°C - +70°C
Outlet filter model	LK3243.300	LK3243.300
Material	Made of injection-moulded thermoplastic, self-extinguishing UL94V0 (optional)	
Air flow direction	Air-in as standard; air-out optional	

Power Supply Work Indicator (optional)

Easy Replacement of Filter Pad

Different Colors Can Be Customized

DIMENSION (mm)

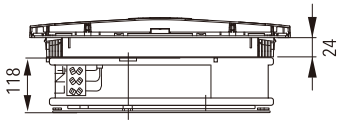

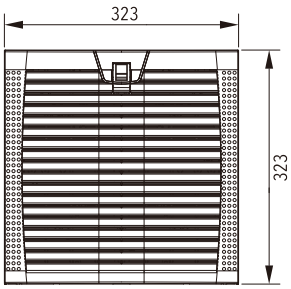

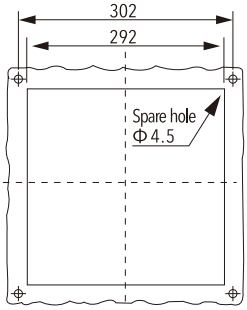

LK3244 .230

LK3243 .300

IP54 CE RoHS COMPLIANT -30 +70 °C

SPECIFICATION

Fan filter model	LK3244.230	LK3244.115
Rated voltage	220V-240V AC	110V-120V AC
Rated frequency	50/60Hz	50/60Hz
Air flow rate, free blowing	550/600m³/h	550/600m³/h
Air flow rate, Equipped with standard filter mat	1×LK3243.300:380/410m³/h	
Axial flow fan	Capacitor operated	
Rated current	0.29A/0.37A	0.45/0.50A
Power	64/80W	45/55W
Noise level	62/65dB(A)	62/65dB(A)
Operating temperature range	-30°C - +70°C	-30°C - +70°C
Outlet filter model	LK3243.300	LK3243.300
Material	Made of injection-moulded thermoplastic, self-extinguishing UL94V0 (optional)	
Air flow direction	Air-in as standard; air-out optional	

Power Supply Work Indicator (optional)

Easy Replacement of Filter Pad

Different Colors Can Be Customized

DIMENSION (mm)

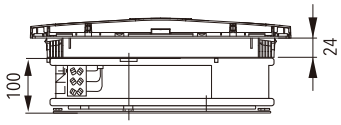

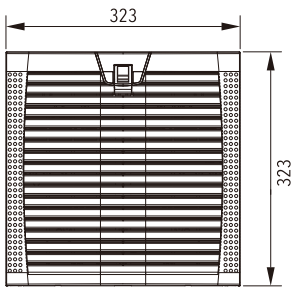

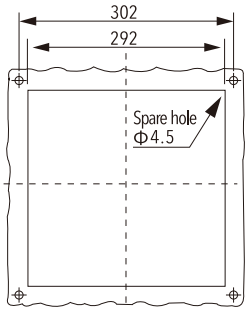

LK3245 .230

LK3243 .300

IP54 CE RoHS COMPLIANT -30 +70 °C

SPECIFICATION

Fan filter model	LK3245.230	LK3245.115
Rated voltage	220V-240V AC	110V-120V AC
Rated frequency	50/60Hz	50/60Hz
Air flow rate, free blowing	1150/1350m³/h	1150/1350m³/h
Air flow rate, Equipped with standard filter mat	1×LK3243.300:790/950m³/h	
Axial flow fan	Capacitor operated	
Rated current	0.52A/0.65A	1.0/1.1A
Power	110/120W	110/120W
Noise level	70/72dB(A)	70/72dB(A)
Operating temperature range	-30°C - +70°C	-30°C - +70°C
Outlet filter model	LK3243.300	LK3243.300
Material	Made of injection-moulded thermoplastic, self-extinguishing UL94V0 (optional)	
Air flow direction	Air-in as standard; air-out optional	

Power Supply Work Indicator (optional)

Easy Replacement of Filter Pad

Different Colors Can Be Customized

DIMENSION (mm)

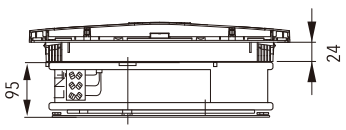

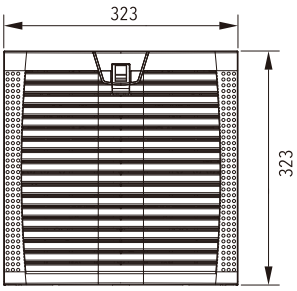

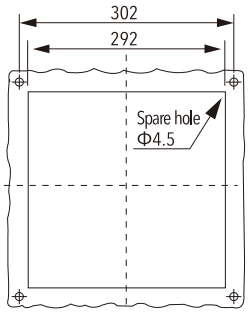

LK66 SERIES FAN-AND-FILTER

Energy saving, environmental protection, and efficient product performance meet the requirements of temperature control systems

Straight Line Grill Design

Thinner Cover

Premium Sealing Gasket

LK6621 .230

LK6621 .300

IP54 CE RoHS COMPLIANT -30 +70 °C

SPECIFICATION

Fan filter model	LK6621.230	LK6621.115	LK6621.024
Rated voltage	220V-240V AC	110V-120V AC	24V DC
Rated frequency	50/60 Hz	50/60 Hz	–
Air flow rate, free blowing	25/35 m³/h	25/35 m³/h	35 m ³/h
Air flow rate, Equipped with standard filter mat	1×LK6621.300:20/25 m³/h		
Axial flow fan	Self starting shaded pole motor		
Rated current	0.07A/0.06A	0.14A/0.13A	0.08A
Power	12/11W	12/11W	1.92W
Noise level	37/41dB(A)	37/41dB(A)	41dB(A)
Operating temperature range	-30°C - +70°C	-30°C- +70°C	-30°C- +70°C
Outlet filter model	LK6621.300	LK6621.300	LK6621.300
Material	Made of injection-moulded thermoplastic, self-extinguishing UL94V0 (optional)		
Air flow direction	Air-in as standard; air-out optional		

Straight Line Grill Design

Thinner Cover

Premium Sealing Gasket

DIMENSION (mm)

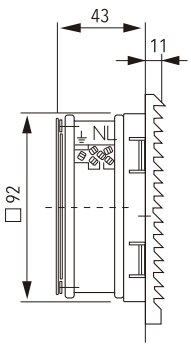

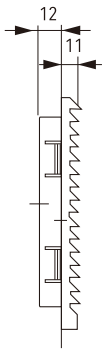



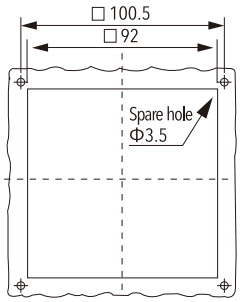

LK6622 .230

LK6622 .300

IP54 CE RoHS COMPLIANT -30 +70 °C

SPECIFICATION

Fan filter model	LK6622.230	LK6622.115	LK6622.024
Rated voltage	220V-240V AC	110V-120V AC	24V DC
Rated frequency	50/60 Hz	50/60 Hz	–
Air flow rate, free blowing	65/85 m³/h	65/85 m³/h	100 m ³/h
Air flow rate, Equipped with standard filter mat	1×LK6622.300:55/70 m³/h		
Axial flow fan	Self starting shaded pole motor		
Rated current	0.12A/0.11A	0.24A/0.22A	0.20A
Power	19/18W	19/18W	4.8W
Noise level	41/42dB(A)	41/42dB(A)	41dB(A)
Operating temperature range	-30°C - +70°C	-30°C - +70°C	-30°C - +70°C
Outlet filter model	LK6622.300	LK6622.300	LK6622.300
Material	Made of injection-moulded thermoplastic, self-extinguishing UL94V0 (optional)		
Air flow direction	Air-in as standard; air-out optional		

Straight Line Grill Design

Thinner Cover

Premium Sealing Gasket

DIMENSION (mm)

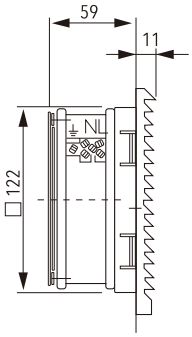

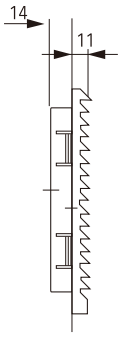

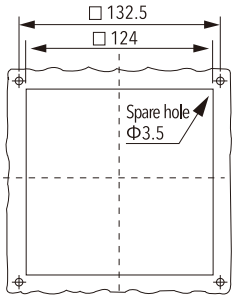

LK6623 .230

LK6623 .300

IP54 CE RoHS COMPLIANT -30 +70 °C

SPECIFICATION

Fan filter model	LK6623.230	LK6623.115	LK6623.024
Rated voltage	220V-240V AC	110V-120V AC	24V DC
Rated frequency	50/60Hz	50/60Hz	–
Air flow rate, free blowing	105/126m³/h	105/126m³/h	126m³/h
Air flow rate, Equipped with standard filter mat	1×LK6623.300:71/82m³/h 2×LK6623.300:85/98m³/h	1×LK6623.300:78/90m³/h	
Axial flow fan	Self starting shaded pole motor		
Rated current	0.12A/0.11A	0.24A/0.22A	0.20A
Power	19/18W	19/18W	4.8W
Noise level	41/42dB(A)	41/42dB(A)	41dB(A)
Operating temperature range	-30°C - +70°C	-30°C - +70°C	-30°C - +70°C
Outlet filter model	LK6623.300	LK6623.300	LK6623.300
Material	Made of injection-moulded thermoplastic, self-extinguishing UL94V0 (optional)		
Air flow direction	Air-in as standard; air-out optional		

Straight Line Grill Design

Thinner Cover

Premium Sealing Gasket

DIMENSION (mm)

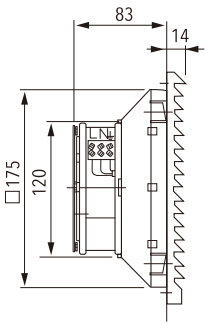

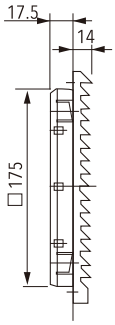

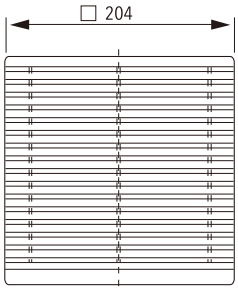

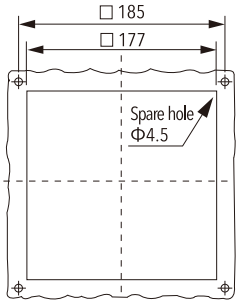

LK6624 .230

LK6624 .300

IP54 CE RoHS COMPLIANT -30 +70 °C

SPECIFICATION

Fan filter model	LK6624.230	LK6624.115	LK6624.024
Rated voltage	220V-240V AC	110V-120V AC	24V DC
Rated frequency	50/60Hz	50/60Hz	–
Air flow rate, free blowing	220/240m³/h	220/240m³/h	300m³/h
Air flow rate, Equipped with standard filter mat	1×LK6624.300:110/145m³/h 2×LK6624.300:155/185m³/h	1×LK6624.300:155/185m³/h	
Axial flow fan	Self starting shaded pole motor		
Rated current	0.24A/0.22A	0.45A/0.42A	0.50A
Power	38/36W	38/36W	12W
Noise level	50/52dB(A)	50/52dB(A)	50dB(A)
Operating temperature range	-30°C - +70°C	-30°C - +70°C	-30°C - +70°C
Outlet filter model	LK6624.300	LK6624.300	LK6624.300
Material	Made of injection-moulded thermoplastic, self-extinguishing UL94V0 (optional)		
Air flow direction	Air-in as standard; air-out optional		

Straight Line Grill Design

Thinner Cover

Premium Sealing Gasket

DIMENSION (mm)

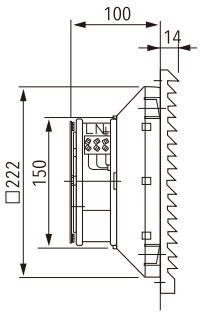

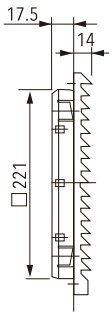

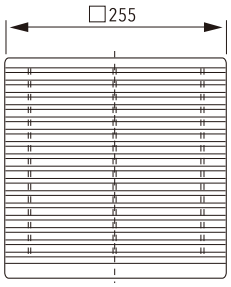

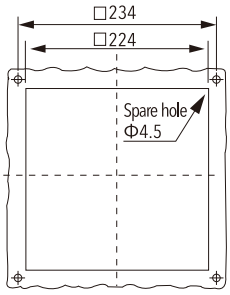

LK6625 .230

LK6625 .300

IP54 CE RoHS COMPLIANT -30 +70 °C

SPECIFICATION

Fan filter model	LK6625.230	LK6625.115
Rated voltage	220V-240V AC	110V-120V AC
Rated frequency	50/60Hz	50/60Hz
Air flow rate, free blowing	230/265m³/h	230/265m³/h
Air flow rate, Equipped with standard filter mat	1×LK6625.300:170/205m³/h 2×LK6625.300:200/230m³/h	1×LK6625.300:190/215m³/h
Axial flow fan	Capacitor operated	
Rated current	0.22A/0.20A	0.45A/0.50A
Power	37/35W	37/35W
Noise level	50/52dB(A)	50/52dB(A)
Operating temperature range	-30°C - +70°C	-30°C - +70°C
Outlet filter model	LK6625.300	LK6625.300
Material	Made of injection-moulded thermoplastic, self-extinguishing UL94V0 (optional)	
Air flow direction	Air-in as standard; air-out optional	

Straight Line Grill Design

Thinner Cover

Premium Sealing Gasket

DIMENSION (mm)

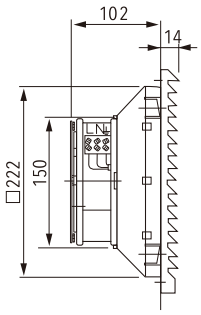

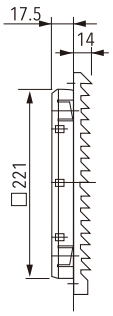



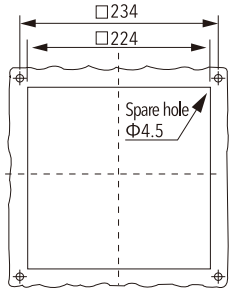

LK6625-D .230

LK6624 .300

IP54 CE RoHS COMPLIANT -30 +70 °C

SPECIFICATION

Fan filter model	LK6625-D.230	LK6625-D.115
Rated voltage	220V-240V AC	110V-120V AC
Rated frequency	50/60Hz	50/60Hz
Air flow rate, free blowing	360/380m³/h	360/380m³/h
Air flow rate, Equipped with standard filter mat	1×LK6625.300:170/205m³/h 2×LK6625.300:280/300m³/h	1×LK6625.300:280/300m³/h
Axial flow fan	Capacitor operated	
Rated current	0.35A/0.32A	0.54A/0.52A
Power	42/40W	42/40W
Noise level	60dB(A)	60dB(A)
Operating temperature range	-30°C - +70°C	-30°C - +70°C
Outlet filter model	LK6625.300	LK6625.300
Material	Made of injection-moulded thermoplastic, self-extinguishing UL94V0 (optional)	
Air flow direction	Air-in as standard; air-out optional	

Straight Line Grill Design

Thinner Cover

Premium Sealing Gasket

DIMENSION (mm)

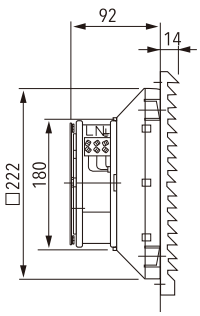

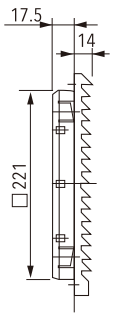



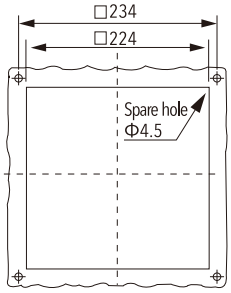

LK6626 .230

LK6626 .300

IP54 CE RoHS COMPLIANT -30 +70 °C

SPECIFICATION

Fan filter model	LK6626.230	LK6626.115
Rated voltage	220V-240V AC	110V-120V AC
Rated frequency	50/60Hz	50/60Hz
Air flow rate, free blowing	550/600m³/h	550/600m³/h
Air flow rate, Equipped with standard filter mat	1×LK6626.300:380/410m³/h 2×LK6626.300:460/515m³/h	
Axial flow fan	Capacitor operated	
Rated current	0.29A/0.37A	0.45A/0.50A
Power	64/80W	45/55W
Noise level	62/65dB(A)	62/65dB(A)
Operating temperature range	-30°C - +70°C	-30°C - +70°C
Outlet filter model	LK6626.300	LK6626.300
Material	Made of injection-moulded thermoplastic, self-extinguishing UL94V0 (optional)	
Air flow direction	Air-in as standard; air-out optional	

Straight Line Grill Design

Thinner Cover

Premium Sealing Gasket

DIMENSION (mm)

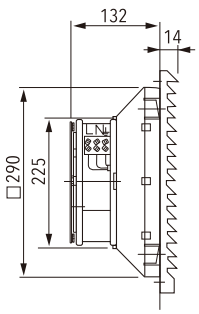

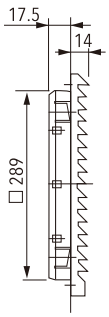



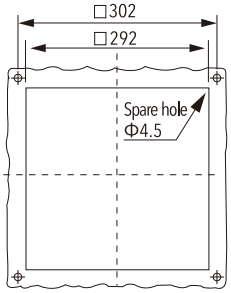

LK6626-D .230

LK6626 .300

IP54 CE RoHS COMPLIANT -30 +70 °C

SPECIFICATION

Fan filter model	LK6627.230	LK6627.115
Rated voltage	220V-240V AC	110V-120V AC
Rated frequency	50/60Hz	50/60Hz
Air flow rate, free blowing	1150/1350m³/h	1150/1350m³/h
Air flow rate, Equipped with standard filter mat	1×LK6626.300:750/950m³/h	
Axial flow fan	Capacitor operated	
Rated current	0.52A/0.65A	1.0A/1.1A
Power	110/120W	110/120W
Noise level	70/72dB(A)	70/72dB(A)
Operating temperature range	-30°C - +70°C	-30°C - +70°C
Outlet filter model	LK6626.300	LK6626.300
Material	Made of injection-moulded thermoplastic, self-extinguishing UL94V0 (optional)	
Air flow direction	Air-in as standard; air-out optional	

Straight Line Grill Design

Thinner Cover

Premium Sealing Gasket

DIMENSION (mm)

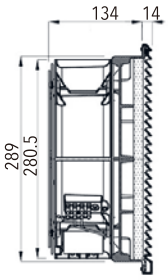

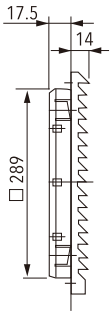



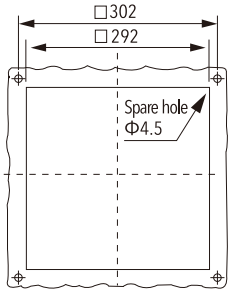

FF SERIES FAN-AND-FILTER

Energy saving, environmental protection, and efficient product performance meet the requirements of temperature control systems

Straight design

Easy replacement of filter pad

Premium sealing gasket

FF109 .230

EF109

IP54 CE RoHS COMPLIANT UL94-V0 -40 +80 °C

SPECIFICATION

Fan filter model	FF109.230	FF109.115	FF109.024
Rated voltage	220V-240V AC	110V-120V AC	24V DC
Rated frequency	50/60Hz	50/60Hz	–
Air flow rate, free blowing	25/35m³/h	25/35m³/h	35m³/h
Air flow rate, Equipped with standard filter mat	1×EF109:20/25m³/h		
Axial flow fan	Self starting shaded pole motor		
Rated current	0.07A/0.06A	0.14A/0.13A	0.10A
Power	13/12W	13/12W	2.4W
Noise level	37/41dB(A)	37/41dB(A)	41dB(A)
Operating temperature range	-40°C - +80°C	-40°C - +80°C	-40°C - +80°C
Outlet filter model	EF109	EF109	EF109
Material	PC alloy plastic, material meets UL94V0		
Air flow direction	Air-in as standard;air-out optional		

Straight Design

Easy Replacement of Filter Pad

Premium Sealing Gasket

DIMENSION (mm)

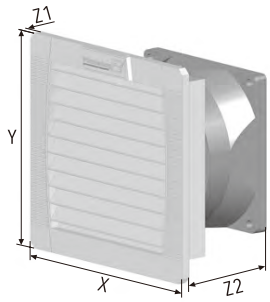

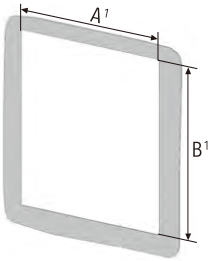

mm		X	Y	Z1	Z2	A¹	B¹
FF109	AC	109	109	4	62	92	92
	DC	109	109	4	62	92	92
EF109		109	109	4	62	92	92

Suitable for cabinet wall thickness not exceeding 2mm. When 2mm < material thickness ≤ 3mm, the opening size should be increased by 1mm

FF145 .230

EF145

IP54 CE RoHS COMPLIANT UL94-V0 -40 +80 °C

SPECIFICATION

Fan filter model	FF145.230	FF145.115	FF145.024
Rated voltage	220V-240V AC	110V-120V AC	24V DC
Rated frequency	50/60Hz	50/60Hz	–
Air flow rate, free blowing	65/85m³/h	65/85m³/h	100m³/h
Air flow rate, Equipped with standard filter mat	1×EF145:55/70m³/h		
Axial flow fan	Self starting shaded pole motor		
Rated current	0.12A/0.11A	0.24A/0.22A	0.20A
Power	19/18W	19/18W	4.8W
Noise level	41/42dB(A)	41/42dB(A)	41dB(A)
Operating temperature range	-40°C - +80°C	-40°C - +80°C	-40°C - +80°C
Outlet filter model	EF145	EF145	EF145
Material	PC alloy plastic, material meets UL94V0		
Air flow direction	Air-in as standard;air-out optional		

Straight Design

Easy Replacement of Filter Pad

Premium Sealing Gasket

DIMENSION (mm)



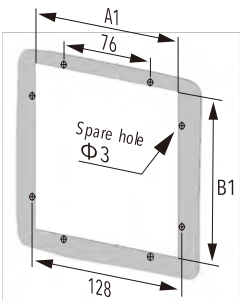

mm		X	Y	Z1	Z2	A¹	B¹
FF145	AC	145	145	5	70	125	125
	DC	145	145	5	70	125	125
EF145		145	145	5	70	125	125

Suitable for cabinet wall thickness not exceeding 2mm. When 2mm < material thickness ≤ 3mm, the opening size should be increased by 1mm

FF202 .230

EF202

IP54 CE RoHS COMPLIANT UL94-V0 -40 +80 °C

SPECIFICATION

Fan filter model	FF202.230	FF202.115	FF202.024
Rated voltage	220V-240V AC	110V-120V AC	24V DC
Rated frequency	50/60 Hz	50/60 Hz	–
Air flow rate, free blowing	105/126m³/h	105/126m³/h	126m ³/h
Air flow rate, Equipped with standard filter mat	1×EF202:78/90m³/h		
Axial flow fan	Self starting shaded pole motor		
Rated current	0.12A/0.11A	0.24A/0.22A	0.20A
Power	19/18W	19/18W	4.8W
Noise level	41/42dB(A)	41/42dB(A)	41dB(A)
Operating temperature range	-40°C - +80°C	-40°C - +80°C	-40°C - +80°C
Outlet filter model	EF202	EF202	EF202
Material	PC alloy plastic, material meets UL94V0		
Air flow direction	Air-in as standard;air-out optional		

Straight Design

Easy Replacement of Filter Pad

Premium Sealing Gasket

DIMENSION (mm)



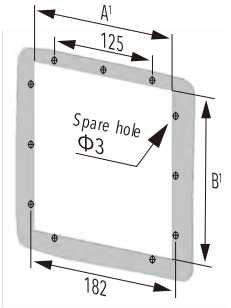

mm		X	Y	Z1	Z2	A¹	B¹
FF202	AC	202	202	6.5	87	177	177
	DC	202	202	6.5	87	177	177
EF202		202	202	6.5	87	177	177

Suitable for cabinet wall thickness not exceeding 2mm. When 2mm < material thickness ≤ 3mm, the opening size should be increased by 1mm

FF252-P .230

EF252

IP54 CE RoHS COMPLIANT UL94-V0 -40 +80 °C

SPECIFICATION

Fan filter model	FF252-P.230	FF252-P.115	FF252-P.024
Rated voltage	220V-240V AC	110V-120V AC	24V DC
Rated frequency	50/60Hz	50/60Hz	–
Air flow rate, free blowing	220/240m³/h	220/240m³/h	300m³/h
Air flow rate, Equipped with standard filter mat	1×EF252:155/185m³/h		
Axial flow fan	Self starting shaded pole motor		
Rated current	0.24A/0.22A	0.48A/0.46A	0.50A
Power	38/36W	38/36W	12W
Noise level	50/52dB(A)	50/52dB(A)	50dB(A)
Operating temperature range	-40°C - +80°C	-40°C - +80°C	-40°C - +80°C
Outlet filter model	EF252	EF252	EF252
Material	PC alloy plastic, material meets UL94V0		
Air flow direction	Air-in as standard;air-out optional		

Straight Design

Easy Replacement of Filter Pad

Premium Sealing Gasket

DIMENSION (mm)

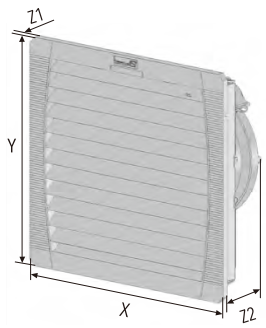

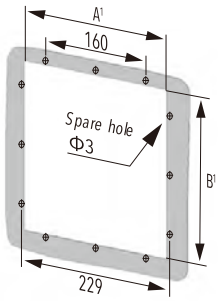

mm		X	Y	Z1	Z2	A¹	B¹
FF252-P	AC	252	252	6.5	111	223	223
	DC	252	252	6.5	111	223	223
EF252		252	252	6.5	33	223	223

Suitable for cabinet wall thickness not exceeding 2mm. When 2mm < material thickness ≤ 3mm, the opening size should be increased by 1mm

FF252-M .230

EF252

IP54 CE RoHS COMPLIANT UL94-V0 -40 +80 °C

SPECIFICATION

Fan filter model	FF252-M.230	FF252-M.115
Rated voltage	220V-240V AC	110V-120V AC
Rated frequency	50/60Hz	50/60Hz
Air flow rate, free blowing	230/265m³/h	230/265m³/h
Air flow rate, Equipped with standard filter mat	1×EF252:190/215m³/h	
Axial flow fan	Capacitor operated	
Rated current	0.22A/0.20A	0.45A/0.50A
Power	37/35W	37/35W
Noise level	50/52dB(A)	50/52dB(A)
Operating temperature range	-40°C - +80°C	-40°C - +80°C
Outlet filter model	EF252	EF252-M
Material	PC alloy plastic, material meets UL94V0	
Air flow direction	Air-in as standard;air-out optional	

Straight Design

Easy Replacement of Filter Pad

Premium Sealing Gasket

DIMENSION (mm)

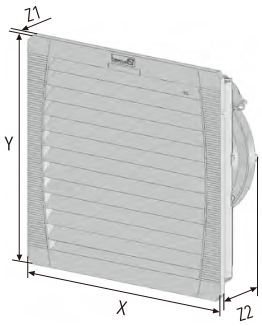

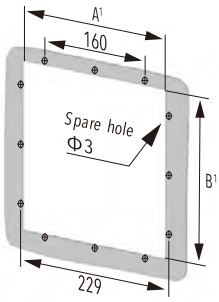

mm	X	Y	Z1	Z2	A¹	B¹
FF252-M	252	252	6.5	114	223	223
EF252	252	252	6.5	33	223	223

Suitable for cabinet wall thickness not exceeding 2mm. When 2mm < material thickness ≤ 3mm, the opening size should be increased by 1mm

FF320 .230



EF320

IP54 CE RoHS COMPLIANT UL94-V0 -40 +80 °C

SPECIFICATION

Fan filter model	FF320.230	FF320.115
Rated voltage	220V-240V AC	110V-120V AC
Rated frequency	50/60Hz	50/60Hz
Air flow rate, free blowing	550/600m³/h	550/600m³/h
Air flow rate, Equipped with standard filter mat	1×EF320:380/410m³/h	
Axial flow fan	Capacitor operated	
Rated current	0.29A/0.37A	0.45A/0.50A
Power	64/80W	45/55W
Noise level	62/65dB(A)	62/65dB(A)
Operating temperature range	-40°C - +80°C	-40°C - +80°C
Outlet filter model	EF320	EF320
Material	PC alloy plastic, material meets UL94V0	
Air flow direction	Air-in as standard;air-out optional	

Straight Design

Easy Replacement of Filter Pad

Premium Sealing Gasket

DIMENSION (mm)

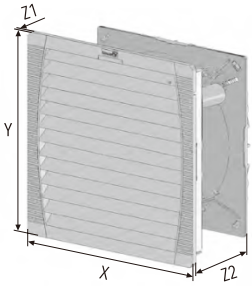

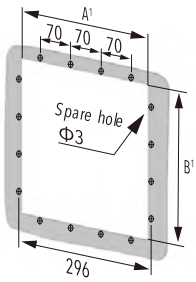

mm	X	Y	Z1	Z2	A¹	B¹
FF320	320	320	7	162	291	291
EF320	320	320	7	36	291	291

Suitable for cabinet wall thickness not exceeding 2mm. When 2mm < material thickness ≤ 3mm, the opening size should be increased by 1mm

FF320-D .230



EF320

IP54 CE RoHS COMPLIANT UL94-V0 -40 +80 °C

SPECIFICATION

Fan filter model	FF320-D.230	FF320-D.115
Rated voltage	220V-240V AC	110V-120V AC
Rated frequency	50/60Hz	50/60Hz
Air flow rate, free blowing	1150/1350m³/h	1150/1350m³/h
Air flow rate, Equipped with standard filter mat	1×EF320:750/950m³/h	
Axial flow fan	Capacitor operated	
Rated current	0.52A/0.65A	1.0A/1.1A
Power	120/160W	110/120W
Noise level	70/72dB(A)	70/72dB(A)
Operating temperature range	-40°C - +80°C	-40°C - +80°C
Outlet filter model	EF320	EF320
Material	PC alloy plastic, material meets UL94V0	
Air flow direction	Air-in as standard;air-out optional	

Straight Design

Easy Replacement of Filter Pad

Premium Sealing Gasket

DIMENSION (mm)

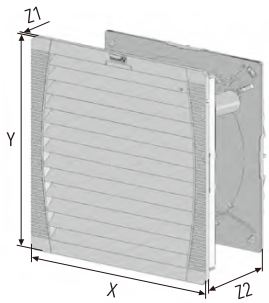

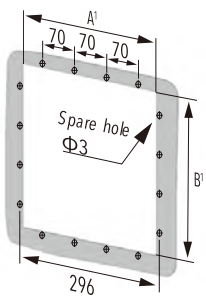

mm	X	Y	Z1	Z2	A¹	B¹
FF320-D	320	320	7	162	291	291
EF320	320	320	7	36	291	291

Suitable for cabinet wall thickness not exceeding 2mm. When 2mm < material thickness ≤ 3mm, the opening size should be increased by 1mm

FF5000 .230

EF320

IP54 CE RoHS COMPLIANT UL94-V0 -40 +80 °C

SPECIFICATION

Fan filter model	FF5000.230	FF5000.115
Rated voltage	220V-240V AC	110V-120V AC
Rated frequency	50/60Hz	50/60Hz
Air flow rate, free blowing	550/600m³/h	550/600m³/h
Air flow rate, Equipped with standard filter mat	1×EF320:380/410m³/h	
Axial flow fan	Capacitor operated	
Rated current	0.29A/0.37A	0.45A/0.50A
Power	65/80W	45/55W
Noise level	62/65dB(A)	62/65dB(A)
Operating temperature range	-40°C - +80°C	-40°C - +80°C
Outlet filter model	EF320	EF320
Material	PC alloy plastic, material meets UL94V0	
Air flow direction	Air-in as standard;air-out optional	

Straight Design

Easy Replacement of Filter Pad

Premium Sealing Gasket

DIMENSION (mm)

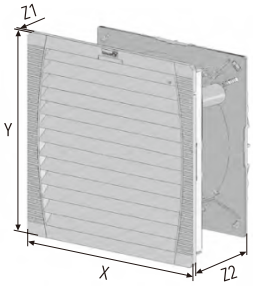

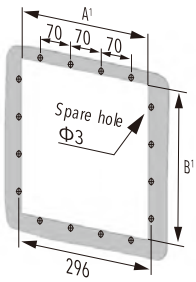

mm	X	Y	Z1	Z2	A¹	B¹
FF5000	320	320	7	125	291	291
EF320	320	320	7	36	291	291

Suitable for cabinet wall thickness not exceeding 2mm. When 2mm < material thickness ≤ 3mm, the opening size should be increased by 1mm

FF7000 .230

EF320.300

IP54 CE RoHS COMPLIANT UL94-V0 -40 +80 °C

SPECIFICATION

Fan filter model	FF7000.230	FF7000.115
Rated voltage	220V-240V AC	110V-120V AC
Rated frequency	50/60Hz	50/60Hz
Air flow rate, free blowing	1150/1350m³/h	1150/1350m³/h
Air flow rate, Equipped with standard filter mat	1×EF320:750/950m³/h	
Axial flow fan	Capacitor operated	
Rated current	0.52A/0.65A	1.0A/1.1A
Power	110/120W	110/120W
Noise level	70/72dB(A)	70/72dB(A)
Operating temperature range	-40°C - +80°C	-40°C - +80°C
Outlet filter model	EF320	EF320
Material	PC alloy plastic, material meets UL94V0	
Air flow direction	Air-in as standard;air-out optional	

Straight Design

Easy Replacement of Filter Pad

Premium Sealing Gasket

DIMENSION (mm)

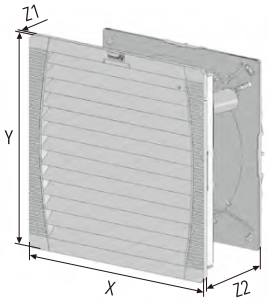

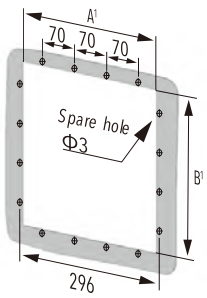

mm	X	Y	Z1	Z2	A¹	B¹
FF7000	320	320	7	127	291	291
EF320	320	320	7	36	291	291

Suitable for cabinet wall thickness not exceeding 2mm. When 2mm < material thickness ≤ 3mm, the opening size should be increased by 1mm

FF130.230

EF130

IP54 CE RoHS COMPLIANT UL94-V0 -40 +80 °C

SPECIFICATION

Fan filter model	FF130.230	FF130.115	FF130.024
Rated voltage	220V-240V AC	110V-120V AC	24V DC
Rated frequency	50/60Hz	50/60Hz	–
Air flow rate, free blowing	105/120m³/h	105/120m³/h	120m³/h
Air flow rate, Equipped with standard filter mat	1×EF130:80/91m³/h		
Axial flow fan	Self starting shaded pole motor		
Rated current	0.07A/0.06A	0.14A/0.13A	0.18A
Power	39/36W	39/36W	12.9W
Noise level	35/38dB(A)	35/38dB(A)	38dB(A)
Operating temperature range	-40°C - +80°C	-40°C - +80°C	-40°C - +80°C
Outlet filter model	EF130	EF130	EF130
Material	PC alloy plastic, material meets UL94V0		
Air flow direction	Air-in as standard;air-out optional		

Straight Design

Easy Replacement of Filter Pad

Premium Sealing Gasket

DIMENSION (mm)

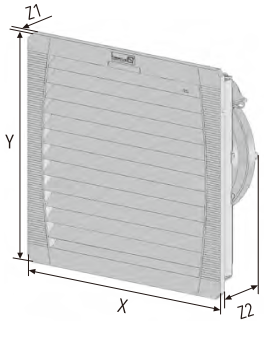

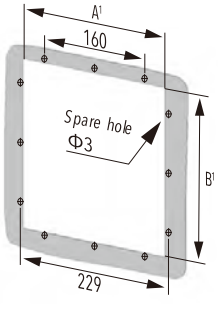

mm		X	Y	Z1	Z2	A¹	B¹
FF130	AC	130	290	5	74	105	265
	DC	130	290	5	74	105	265
EF130		130	290	5	74	105	265

Suitable for cabinet wall thickness not exceeding 2mm. When 2mm < material thickness ≤ 3mm, the opening size should be increased by 1mm

FK55 SERIES FAN-AND-FILTER

Energy saving, environmental protection, and efficient product performance meet the requirements of temperature control systems

Curve Line Grill Design

Premium Sealing Gasket

High Quality Filter Cotton

FK5521 .230

FK5521 .300

IP54 CE RoHS COMPLIANT -30 +70 °C

SPECIFICATION

Fan filter model	FK5521.230	FK5521.115	FK5521.024
Rated voltage	220V-240V AC	110V-120V AC	24V DC
Rated frequency	50/60Hz	50/60Hz	–
Air flow rate, free blowing	25/35m³/h	25/35m³/h	35m³/h
Air flow rate, Equipped with standard filter mat	1×FK5521.300:20/25m³/h		
Axial flow fan	Self starting shaded pole motor		
Rated current	0.07A/0.06A	0.14A/0.13A	0.18A
Power	13/12W	13/12W	4.3W
Noise level	32/35dB(A)	32/35dB(A)	35dB(A)
Operating temperature range	-30°C - +70°C	-30°C - +70°C	-30°C - +70°C
Outlet filter model	FK5521.300	FK5521.300	FK5521.300
Material	Made of injection-moulded thermoplastic, self-extinguishing UL94V0 (optional)		
Air flow direction	Air-in as standard; air-out optional		

Curve Line Grill Design

Premium Sealing Gasket

High Quality Filter Cotton

DIMENSION (mm)

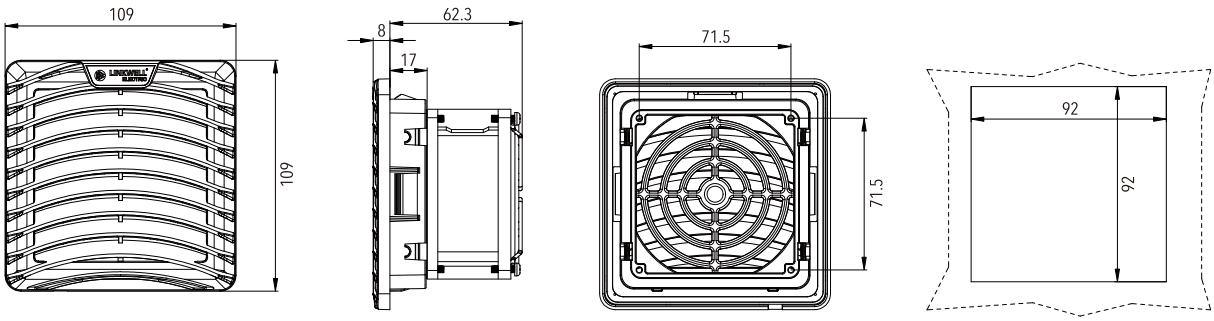

FK5522 .230

FK5522 .300

IP54 CE RoHS COMPLIANT -30 +70 °C

SPECIFICATION

Fan filter model	FK5522.230	FK5522.115	FK5522.024
Rated voltage	220V-240V AC	110V-120V AC	24V DC
Rated frequency	50/60Hz	50/60Hz	–
Air flow rate, free blowing	65/85m³/h	65/85m³/h	100m³/h
Air flow rate, Equipped with standard filter mat	1×FK5522.300:55/70m³/h		
Axial flow fan	Self starting shaded pole motor		
Rated current	0.12A/0.11A	0.24A/0.22A	0.20A
Power	19/18W	19/18W	4.8W
Noise level	41/42dB(A)	41/42dB(A)	41dB(A)
Operating temperature range	-30°C - +70°C	-30°C - +70°C	-30°C - +70°C
Outlet filter model	FK5522.300	FK5522.300	FK5522.300
Material	Made of injection-moulded thermoplastic, self-extinguishing UL94V0 (optional)		
Air flow direction	Air-in as standard; air-out optional		

Curve Line Grill Design

Premium Sealing Gasket

High Quality Filter Cotton

DIMENSION (mm)

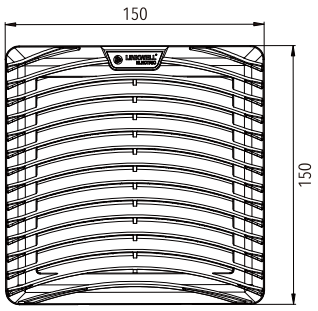

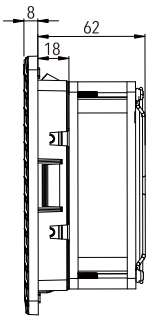

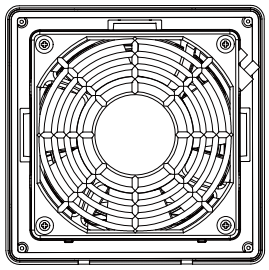

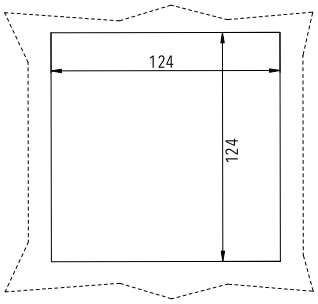

FK5523 .230

FK5523 .300

IP54 CE RoHS COMPLIANT -30 +70 °C

SPECIFICATION

Fan filter model	FK5523.230	FK5523.115	FK5523.024
Rated voltage	220V-240V AC	110V-120V AC	24V DC
Rated frequency	50/60Hz	50/60Hz	–
Air flow rate, free blowing	105/126m³/h	105/126m³/h	126m³/h
Air flow rate, Equipped with standard filter mat	1×FK5523.300:78/90m³/h		
Axial flow fan	Self starting shaded pole motor		
Rated current	0.12A/0.11A	0.24A/0.22A	0.20A
Power	19/18W	19/18W	4.8W
Noise level	41/42dB(A)	41/42dB(A)	41dB(A)
Operating temperature range	-30°C - +70°C	-30°C - +70°C	-30°C - +70°C
Outlet filter model	FK5522.300	FK5522.300	FK5522.300
Material	Made of injection-moulded thermoplastic, self-extinguishing UL94V0 (optional)		
Air flow direction	Air-in as standard; air-out optional		

Curve Line Grill Design

Premium Sealing Gasket

High Quality Filter Cotton

DIMENSION (mm)

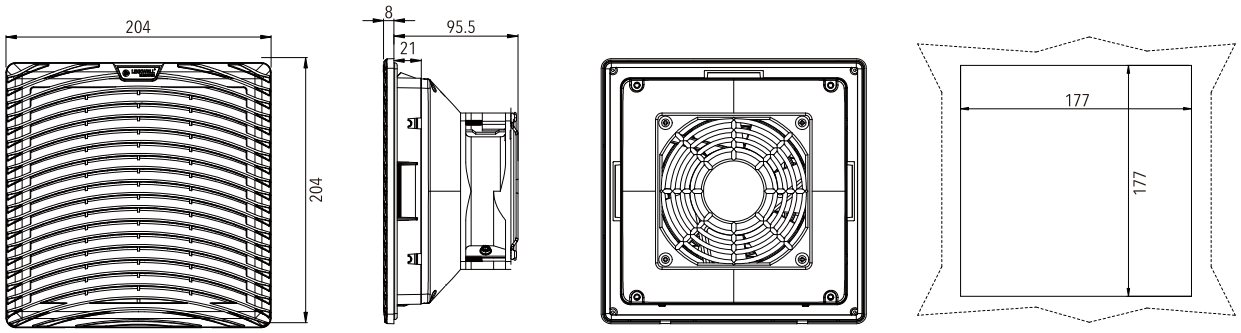

FK5524 .230

FK5524 .300

IP54 CE RoHS COMPLIANT -30 +70 °C

SPECIFICATION

Fan filter model	FK5524.230	FK5524.115	FK5524.024
Rated voltage	220V-240V AC	110V-120V AC	24V DC
Rated frequency	50/60Hz	50/60Hz	–
Air flow rate, free blowing	220/240m³/h	220/240m³/h	300m³/h
Air flow rate, Equipped with standard filter mat	1×FK5524.300:155/185m³/h		
Axial flow fan	Self starting shaded pole motor		
Rated current	0.24A/0.22A	0.48A/0.46A	0.50A
Power	38/36W	38/36W	12W
Noise level	50/52dB(A)	50/52dB(A)	50dB(A)
Operating temperature range	-30°C - +70°C	-30°C - +70°C	-30°C - +70°C
Outlet filter model	FK5524.300	FK5524.300	FK5524.300
Material	Made of injection-moulded thermoplastic, self-extinguishing UL94V0 (optional)		
Air flow direction	Air-in as standard; air-out optional		

Curve Line Grill Design

Premium Sealing Gasket

High Quality Filter Cotton

DIMENSION (mm)

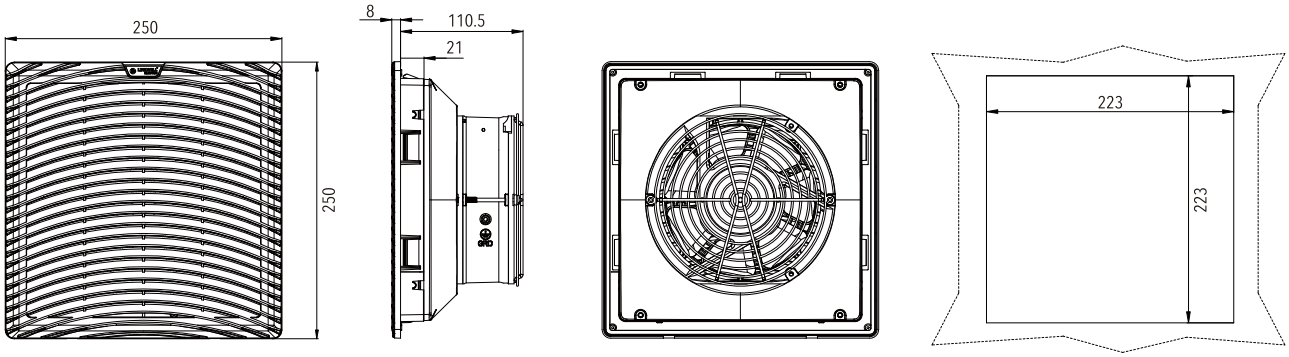

FK5525.230

FK5525.300

IP54 CE RoHS COMPLIANT -30 +70 °C

SPECIFICATION

Fan filter model	FK5525.230	FK5525.115
Rated voltage	220V-240V AC	110V-120V AC
Rated frequency	50/60Hz	50/60Hz
Air flow rate, free blowing	230/265m³/h	230/265m³/h
Air flow rate, Equipped with standard filter mat	1×FK5525.300:190/215m³/h	
Axial flow fan	Capacitor operated	
Rated current	0.22A/0.20A	0.45A/0.50A
Power	37/35W	37/35W
Noise level	50/52dB(A)	50/52dB(A)
Operating temperature range	-30°C - +70°C	-30°C - +70°C
Outlet filter model	FK5525.300	FK5525.300
Material	Made of injection-moulded thermoplastic, self-extinguishing UL94V0 (optional)	
Air flow direction	Air-in as standard; air-out optional	

Curve Line Grill Design

Premium Sealing Gasket

High Quality Filter Cotton

DIMENSION (mm)

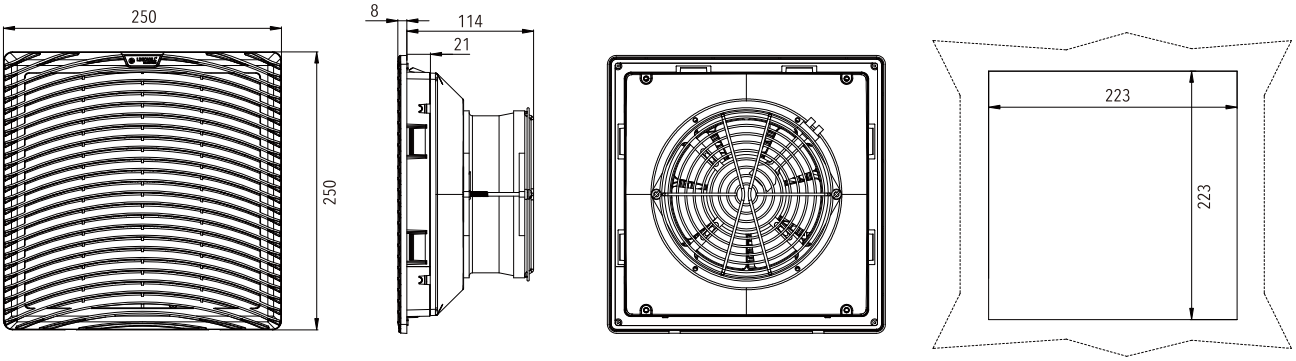

FK5526.230

FK5526.300

IP54 CE RoHS COMPLIANT -30 +70 °C

SPECIFICATION

Fan filter model	FK5526.230	FK5526.115
Rated voltage	220V-240V AC	110V-120V AC
Rated frequency	50/60Hz	50/60Hz
Air flow rate, free blowing	550/600m³/h	550/600m³/h
Air flow rate, Equipped with standard filter mat	1×FK5526.300:380/410m³/h	
Axial flow fan	Capacitor operated	
Rated current	0.29A/0.37A	0.45A/0.50A
Power	65/80W	45/55W
Noise level	62/65dB(A)	62/65dB(A)
Operating temperature range	-30°C - +70°C	-30°C - +70°C
Outlet filter model	FK5526.300	FK5526.300
Material	Made of injection-moulded thermoplastic, self-extinguishing UL94V0 (optional)	
Air flow direction	Air-in as standard; air-out optional	

Curve Line Grill Design

Premium Sealing Gasket

High Quality Filter Cotton

DIMENSION (mm)

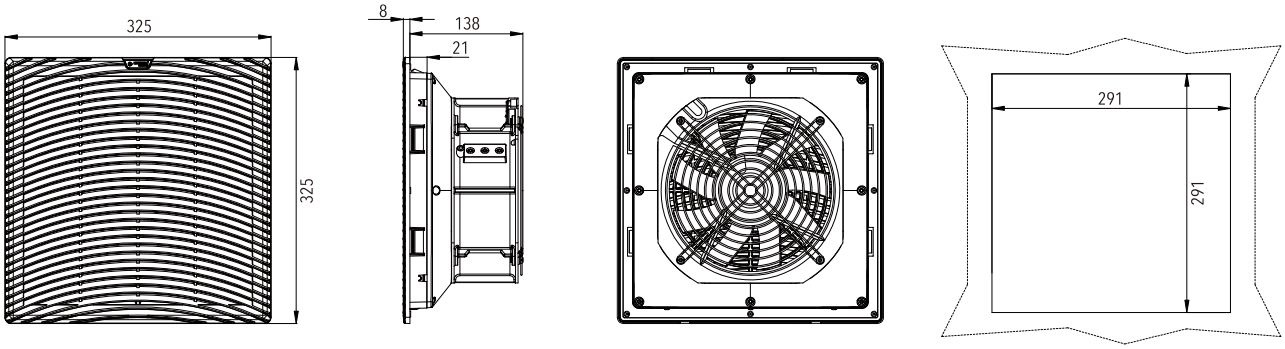

FK5527.230

FK5526.300

IP54 CE RoHS COMPLIANT -30 +70 °C

SPECIFICATION

Fan filter model	FK5527.230	FK5527.115
Rated voltage	220V-240V AC	110V-120V AC
Rated frequency	50/60Hz	50/60Hz
Air flow rate, free blowing	420/450m³/h	
Air flow rate, Equipped with standard filter mat	1×FK5526.300:300/315m³/h	
Axial flow fan	Capacitor operated	
Rated current	0.40A/0.36A	0.60A/0.58A
Power	50/48W	50/48W
Noise level	70/72dB(A)	70/72dB(A)
Operating temperature range	-30°C - +70°C	-30°C - +70°C
Outlet filter model	FK5526.300	FK5526.300
Material	Made of injection-moulded thermoplastic, self-extinguishing UL94V0 (optional)	
Air flow direction	Air-in as standard; air-out optional	

Curve Line Grill Design

Premium Sealing Gasket

High Quality Filter Cotton

DIMENSION (mm)

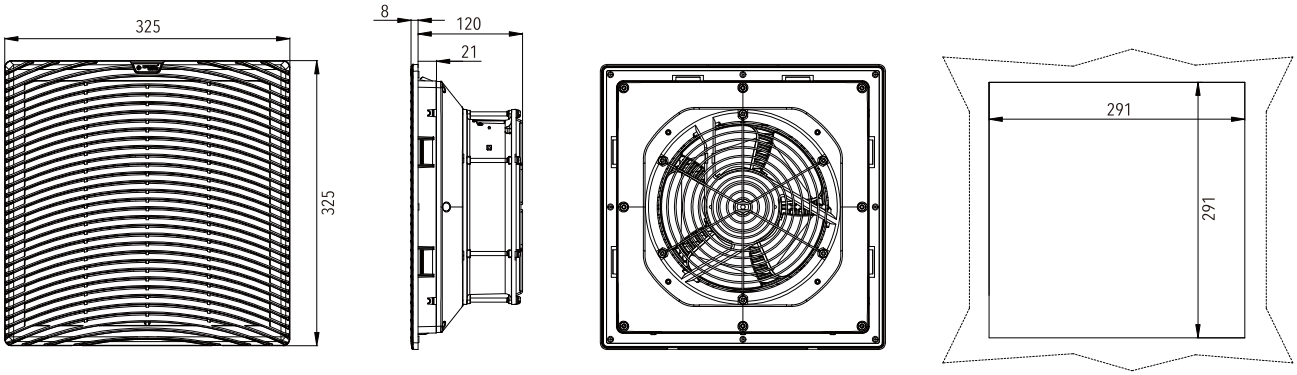

FK5528.230

FK5526.300

IP54 CE RoHS COMPLIANT -30 +70 °C

SPECIFICATION

Fan filter model	FK5528.230	FK5528.115
Rated voltage	220V-240V AC	110V-120V AC
Rated frequency	50/60Hz	50/60Hz
Air flow rate, free blowing	1035/1215m³/h	
Air flow rate, Equipped with standard filter mat	1×FK5526.300:675/855m³/h	
Axial flow fan	Capacitor operated	
Rated current	0.52A/0.65A	1.0A/1.1A
Power	110/120W	110/120W
Noise level	70/72dB(A)	70/72dB(A)
Operating temperature range	-30°C - +70°C	-30°C - +70°C
Outlet filter model	FK5526.300	FK5526.300
Material	Made of injection-moulded thermoplastic, self-extinguishing UL94V0 (optional)	
Air flow direction	Air-in as standard; air-out optional	

Curve Line Grill Design

Premium Sealing Gasket

High Quality Filter Cotton

DIMENSION (mm)

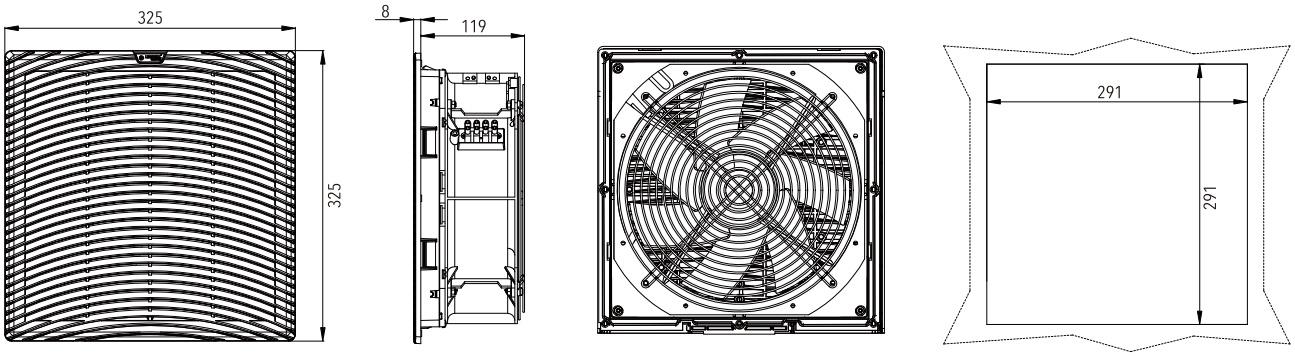

FK5529.230

FK5526.300

IP54 CE RoHS COMPLIANT -30 +70 °C

SPECIFICATION

Fan filter model	FK5529.230	FK5529.115
Rated voltage	220V-240V AC	110V-120V AC
Rated frequency	50/60Hz	50/60Hz
Air flow rate, free blowing	1150/1350m³/h	
Air flow rate, Equipped with standard filter mat	1×FK5526.300:750/950m³/h	
Axial flow fan	Capacitor operated	
Rated current	0.52A/0.65A	1.0A/1.1A
Power	110/120W	110/120W
Noise level	70/72dB(A)	70/72dB(A)
Operating temperature range	-30°C - +70°C	-30°C - +70°C
Outlet filter model	FK5526.300	FK5526.300
Material	Made of injection-moulded thermoplastic, self-extinguishing UL94V0 (optional)	
Air flow direction	Air-in as standard; air-out optional	

Curve Line Grill Design

Premium Sealing Gasket

High Quality Filter Cotton

DIMENSION (mm)

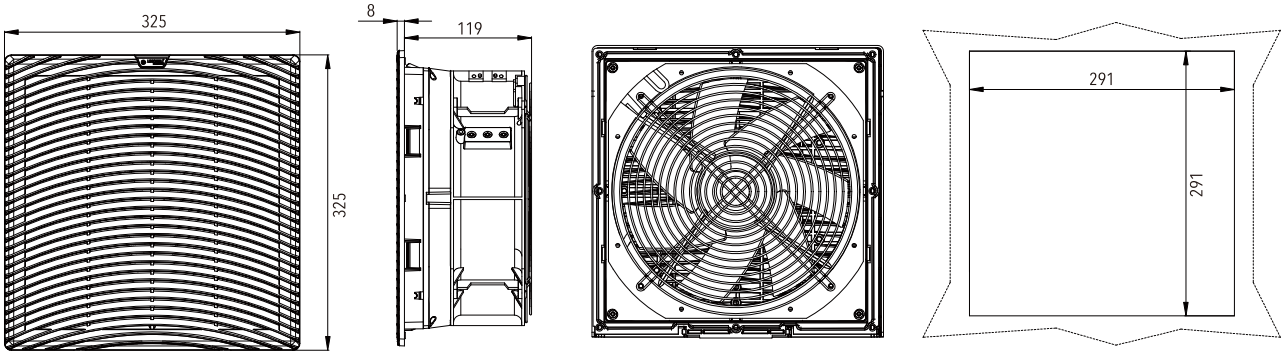

FU SERIES FAN-AND-FILTER

Energy saving, environmental protection, and efficient product performance meet the requirements of temperature control systems

New Designed Grill, better Ip Rating

Air Duct Options For Bigger Air Flow

Easy-open Structure,quicker Maintenance Of Filter Mat

Premium Sealing Gasket



Flexible Fan Size By Embedded Nuts

Snap-in Assembly Or Bolts Fasten

FU95.230

FU95.300

IP54 CE RoHS COMPLIANT -20 +65 °C

SPECIFICATION

Fan filter model	FU95.230	FU95.115	FU95.024
Rated voltage	220V-240V AC	110V-120V AC	24V DC
Rated frequency	50/60Hz	50/60Hz	–
Air flow rate, free blowing	25/35m³/h	25/35m³/h	35m³/h
Air flow rate, Equipped with standard filter mat	1×FU95.300: 20/25m³/h		
Axial flow fan	Self starting shaded pole motor		
Rated current	0.07A/0.06A	0.14A/0.13A	0.18A
Power	12/11W	12/11W	4.3W
Noise level	32/35dB(A)	32/35dB(A)	35dB(A)
Operating temperature range	-30°C - +70°C	-30°C - +70°C	-30°C - +70°C
Outlet filter model	FU95.300	FU95.300	FU95.300
Material	Made of injection-moulded thermoplastic, self-extinguishing UL94V0 (optional)		
Air flow direction	Air-in as standard; air-out optional		

New Designed Grill, better Ip Rating

Easy-open Structure,quicker Maintenance Of Filter Mat

Snap-in Assembly Or Bolts Fasten

DIMENSION (mm) Optional Fan Size:92 x 92mm

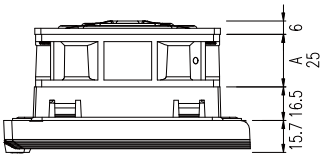

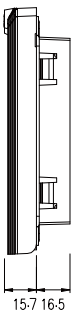

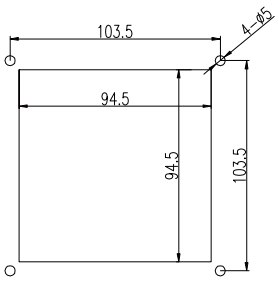

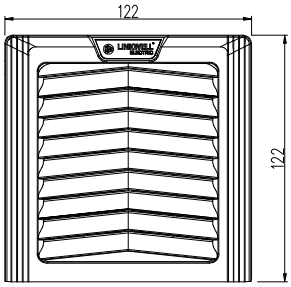

FU122.230

FU122.300

IP54 CE RoHS COMPLIANT -20 +65 °C

SPECIFICATION

Fan filter model	FU122.230	FU122.115	FU122.024
Rated voltage	220V-240V AC	110V-120V AC	24V DC
Rated frequency	50/60Hz	50/60Hz	–
Air flow rate, free blowing	65/85m³/h	65/85m³/h	100m³/h
Air flow rate, Equipped with standard filter mat	1×FU122.300: 55/70m³/h		
Axial flow fan	Self starting shaded pole motor		
Rated current	0.12A/0.11A	0.24A/0.22A	0.20A
Power	19/18W	19/18W	4.8W
Noise level	41/42dB(A)	41/42dB(A)	41dB(A)
Operating temperature range	-20°C - +65°C	-20°C - +65°C	-20°C - +65°C
Outlet filter model	FU122.300	FU122.300	FU122.300
Material	Made of injection-moulded thermoplastic, self-extinguishing UL94V0 (optional)		
Air flow direction	Air-in as standard; air-out optional		

New Designed Grill, better Ip Rating

Easy-open Structure,quicker Maintenance Of Filter Mat

Snap-in Assembly Or Bolts Fasten

DIMENSION (mm) Optional Fan Size:120 x 120mm

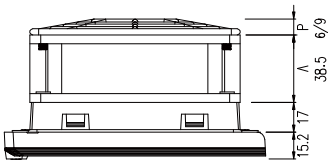

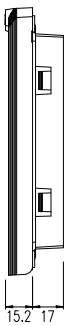

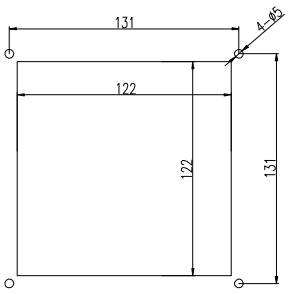

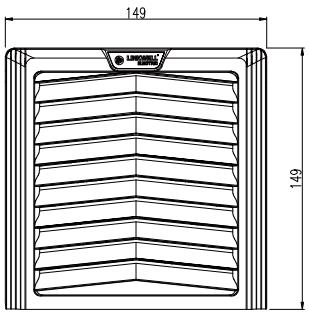

FU175.230

FU175.300

IP54 CE RoHS COMPLIANT -20 +65 °C

SPECIFICATION

Fan filter model	FU175.230	FU175.115	FU175.024
Rated voltage	220V-240V AC	110V-120V AC	24V DC
Rated frequency	50/60Hz	50/60Hz	–
Air flow rate, free blowing	105/126m³/h	105/126m³/h	126m³/h
Air flow rate, Equipped with standard filter mat	1×FU175.300: 78/90m³/h		
Axial flow fan	Self starting shaded pole motor		
Rated current	0.12A/0.11A	0.24A/0.22A	0.20A
Power	19/18W	19/18W	4.8W
Noise level	41/42dB(A)	41/42dB(A)	41dB(A)
Operating temperature range	-20°C - +65°C	-20°C - +65°C	-20°C - +65°C
Outlet filter model	FU175.300	FU175.300	FU175.300
Material	Made of injection-moulded thermoplastic, self-extinguishing UL94V0 (optional)		
Air flow direction	Air-in as standard; air-out optional		

New Designed Grill, better Ip Rating

Easy-open Structure,quicker Maintenance Of Filter Mat

Flexible Fan Size By Embedded Nuts

DIMENSION (mm) Optional Fan Size:120 x 120/150x150/172x150mm

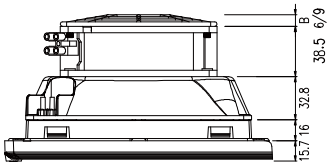

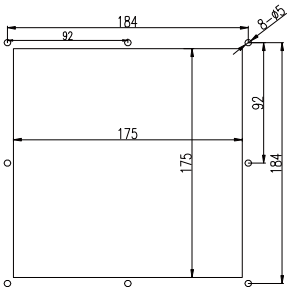

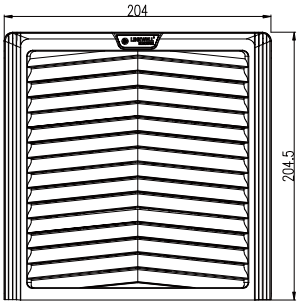

FU223.230

FU223.300

IP54 CE RoHS COMPLIANT -20 +65 °C

SPECIFICATION

Fan filter model	FU223.230	FU223.115	FU223.024
Rated voltage	220V-240V AC	110V-120V AC	24V DC
Rated frequency	50/60Hz	50/60Hz	–
Air flow rate, free blowing	220/240m³/h	220/240m³/h	300m³/h
Air flow rate, Equipped with standard filter mat	1×FU223.300: 115/185m³/h		
Axial flow fan	Self starting shaded pole motor		
Rated current	0.24A/0.22A	0.48A/0.46A	0.50A
Power	38/36W	38/36W	12W
Noise level	50/52dB(A)	50/52dB(A)	50dB(A)
Operating temperature range	-20°C - +65°C	-20°C - +65°C	-20°C - +65°C
Outlet filter model	FU223.300	FU223.300	FU223.300
Material	Made of injection-moulded thermoplastic, self-extinguishing UL94V0 (optional)		
Air flow direction	Air-in as standard; air-out optional		

Air Duct Options For Bigger Air Flow

Easy-open Structure,quicker Maintenance Of Filter Mat

Flexible Fan Size By Embedded Nuts

DIMENSION (mm) Optional Fan Size:180 x60/205x72/220x60/172x51/172 x55/225x80mm

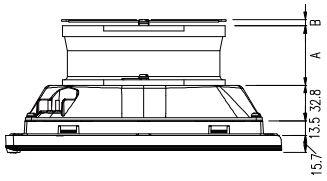



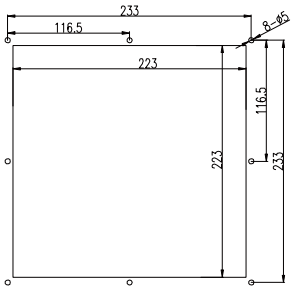

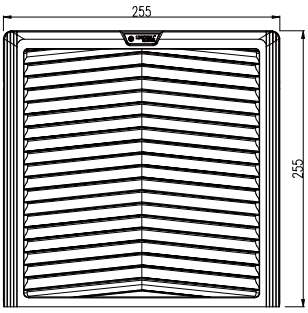

FU283.230

FU283.300

IP54 CE RoHS COMPLIANT -20 +65 °C

SPECIFICATION

Fan filter model	FU283.230	FU283.115
Rated voltage	220V-240V AC	110V-120V AC
Rated frequency	50/60Hz	50/60Hz
Air flow rate, free blowing	550/600m³/h	550/600m³/h
Air flow rate, Equipped with standard filter mat	1×FU283.300: 380/410m³/h	
Axial flow fan	Capacitor operated	
Rated current	0.29A/0.37A	0.45A/0.50A
Power	65/80W	45/55W
Noise level	62/65dB(A)	62/65dB(A)
Operating temperature range	-20°C - +65°C	-20°C - +65°C
Outlet filter model	FU283.300	FU283.300
Material	Made of injection-moulded thermoplastic, self-extinguishing UL94V0 (optional)	
Air flow direction	Air-in as standard; air-out optional	

Air Duct Options For Bigger Air Flow

Easy-open Structure,quicker Maintenance Of Filter Mat

Flexible Fan Size By Embedded Nuts

DIMENSION (mm) Optional Fan Size:205 x72/220x60/254x89/220x60/225 x80/280x80mm

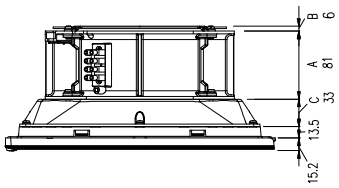



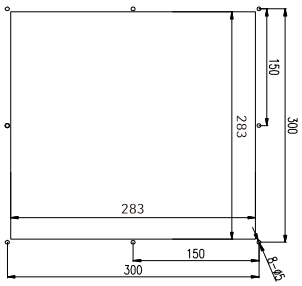

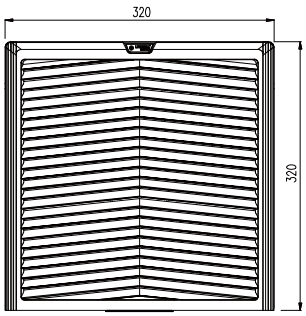

FU292.230

FU292.300

IP54 CE RoHS COMPLIANT -20 +65 °C

SPECIFICATION

Fan filter model	FU292.230	FU292.115
Rated voltage	220V-240V AC	110V-120V AC
Rated frequency	50/60Hz	50/60Hz
Air flow rate, free blowing	550/600m³/h	550/600m³/h
Air flow rate, Equipped with standard filter mat	1×FU292.300: 380/410m³/h	
Axial flow fan	Capacitor operated	
Rated current	0.29A/0.37A	0.45A/0.50A
Power	65/80W	45/55W
Noise level	62/65dB(A)	62/65dB(A)
Operating temperature range	-20°C - +65°C	-20°C - +65°C
Outlet filter model	FU292.300	FU292.300
Material	Made of injection-moulded thermoplastic, self-extinguishing UL94V0 (optional)	
Air flow direction	Air-in as standard; air-out optional	

Air Duct Options For Bigger Air Flow

Easy-open Structure,quicker Maintenance Of Filter Mat

Flexible Fan Size By Embedded Nuts

DIMENSION (mm) Optional Fan Size:205 x72/220x60/254x89/220x60/225 x80/280x80mm

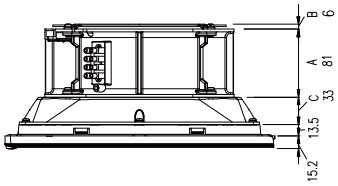

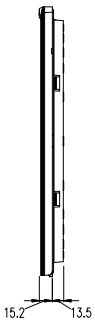

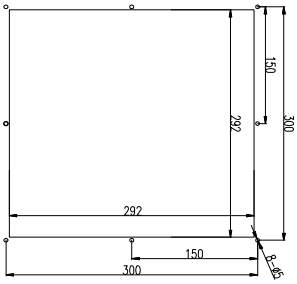

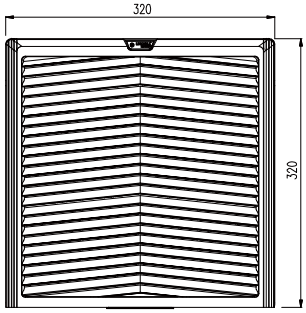

FU292-D.230

FU292.300

IP54 CE RoHS COMPLIANT -20 +65 °C

SPECIFICATION

Fan filter model	FU292-D.230	FU292-D.115
Rated voltage	220V-240V AC	110V-120V AC
Rated frequency	50/60Hz	50/60Hz
Air flow rate, free blowing	1150/1350m³/h	1150/1350m³/h
Air flow rate, Equipped with standard filter mat	1×FU292.300: 750/950m³/h	
Axial flow fan	Capacitor operated	
Rated current	0.52A/0.65A	1.0A/1.1A
Power	110/120W	110/120W
Noise level	70/72dB(A)	70/72dB(A)
Operating temperature range	-20°C - +65°C	-20°C - +65°C
Outlet filter model	FU292.300	FU292.300
Material	Made of injection-moulded thermoplastic, self-extinguishing UL94V0 (optional)	
Air flow direction	Air-in as standard; air-out optional	

New Designed Grill, better Ip Rating

Easy-open Structure,quicker Maintenance Of Filter Mat

Flexible Fan Size By Embedded Nuts

DIMENSION (mm) Optional Fan Size:205 x72/220x60/254x89 /220x60/225 x80/280x80mm

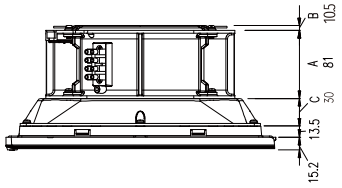



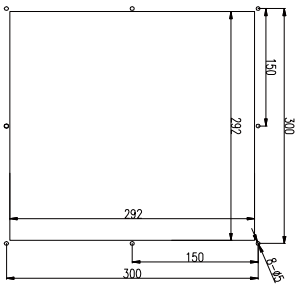

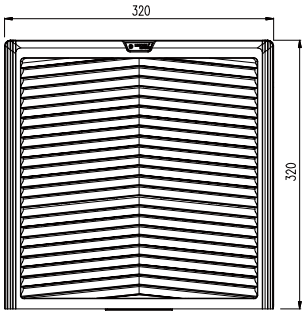

FK95.230

FK95.300

IP54 CE RoHS COMPLIANT -20 +65 °C

SPECIFICATION

Fan filter model	FK95.230	FK95.115	FK95.024
Rated voltage	220V-240V AC	110V-120V AC	24V DC
Rated frequency	50/60Hz	50/60Hz	-
Air flow rate, free blowing	25/35m³/h	25/35m³/h	35m³/h
Air flow rate, Equipped with standard filter mat	1×FK95.300: 20/25m³/h		
Axial flow fan	Self starting shaded pole motor		
Rated current	0.07A/0.06A	0.14A/0.3A	0.18A
Power	13/12W	13/12W	4.3W
Noise level	32/35dB(A)	32/35dB(A)	35dB(A)
Operating temperature range	-20°C - +65°C	-20°C - +65°C	-20°C - +65°C
Outlet filter model	FK95.300	FK95.300	FK95.300
Material	Made of injection-moulded thermoplastic, self-extinguishing UL94V0 (optional)		
Air flow direction	Air-in as standard; air-out optional		

New Designed Grill,better Ip Rating

Easy-open Structure,quicker Maintenance Of Filter Mat

Flexible Fan Size By Embedded Nuts

DIMENSION (mm) Optional Fan Size:92 x92mm

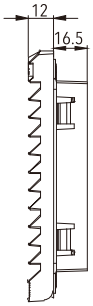

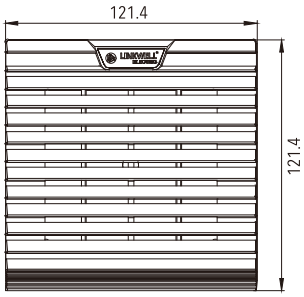

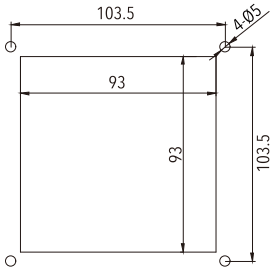

FK122.230

FK122.300

IP54 CE RoHS COMPLIANT -20 +65 °C

SPECIFICATION

Fan filter model	FK122.230	FK122.115	FK122.024
Rated voltage	220V-240V AC	110V-120V AC	24V DC
Rated frequency	50/60Hz	50/60Hz	-
Air flow rate, free blowing	65/85m³/h	65/85m³/h	85m³/h
Air flow rate, Equipped with standard filter mat	1×FK122.300: 55/70m³/h		
Axial flow fan	Self starting shaded pole motor		
Rated current	0.12A/0.11A	0.24A/0.22A	0.35A
Power	19/18W	19/18W	7.7W
Noise level	41/42dB(A)	41/42dB(A)	41dB(A)
Operating temperature range	-20°C - +65°C	-20°C - +65°C	-20°C - +65°C
Outlet filter model	FK122.300	FK122.300	FK122.300
Material	Made of injection-moulded thermoplastic, self-extinguishing UL94V0 (optional)		
Air flow direction	Air-in as standard; air-out optional		

New Designed Grill,better Ip Rating

Easy-open Structure,quicker Maintenance Of Filter Mat

Flexible Fan Size By Embedded Nuts

DIMENSION (mm) Optional Fan Size:120 x120mm

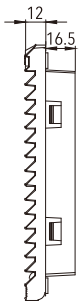

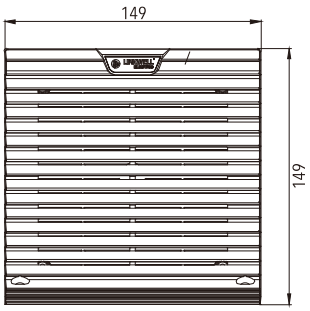

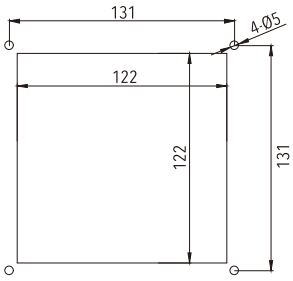

FK175.230

FK175.300

IP54 CE RoHS COMPLIANT -20 +65 °C

SPECIFICATION

Fan filter model	FK175.230	FK175.115	FK175.024
Rated voltage	220V-240V AC	110V-120V AC	24V DC
Rated frequency	50/60Hz	50/60Hz	-
Air flow rate, free blowing	105/126m³/h	105/126m³/h	126m³/h
Air flow rate, Equipped with standard filter mat	1×FK175.300: 78/90m³/h		
Axial flow fan	Self starting shaded pole motor		
Rated current	0.12A/0.11A	0.24A/0.22A	0.35A
Power	19/18W	19/18W	7.7W
Noise level	41/42dB(A)	41/42dB(A)	41dB(A)
Operating temperature range	-20°C - +65°C	-20°C - +65°C	-20°C - +65°C
Outlet filter model	FK175.300	FK175.300	FK175.300
Material	Made of injection-moulded thermoplastic, self-extinguishing UL94V0 (optional)		
Air flow direction	Air-in as standard; air-out optional		

New Designed Grill,better Ip Rating

Easy-open Structure,quicker Maintenance Of Filter Mat

Flexible Fan Size By Embedded Nuts

DIMENSION (mm) Optional Fan Size:120 x120/150x150/172x150mm

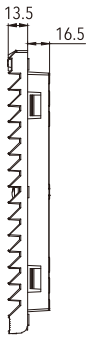

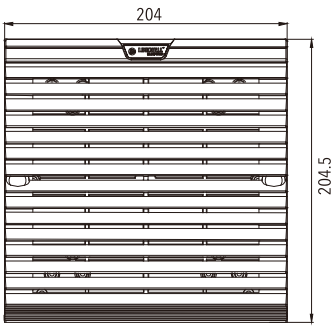

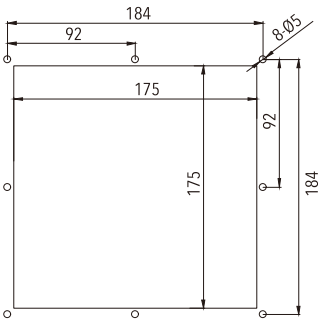

FK223.230

FK223.300

IP54 CE RoHS COMPLIANT -20 +65 °C

SPECIFICATION

Fan filter model	FK223.230	FK223.115	FK223.024
Rated voltage	220V-240V AC	110V-120V AC	24V DC
Rated frequency	50/60Hz	50/60Hz	-
Air flow rate, free blowing	220/240m³/h	220/240m³/h	240m³/h
Air flow rate, Equipped with standard filter mat	1×FK223.300: 115/185m³/h		
Axial flow fan	Self starting shaded pole motor		
Rated current	0.24A/0.22A	0.48A/0.46A	0.58A
Power	38/36W	38/36W	14W
Noise level	50/52dB(A)	50/52dB(A)	50dB(A)
Operating temperature range	-20°C - +65°C	-20°C - +65°C	-20°C - +65°C
Outlet filter model	FK223.300	FK223.300	FK223.300
Material	Made of injection-moulded thermoplastic, self-extinguishing UL94V0 (optional)		
Air flow direction	Air-in as standard; air-out optional		

New Designed Grill,better Ip Rating

Easy-open Structure,quicker Maintenance Of Filter Mat

Flexible Fan Size By Embedded Nuts

DIMENSION (mm) Optional Fan Size:180x60/200x60/220x60mm

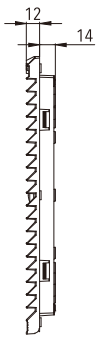

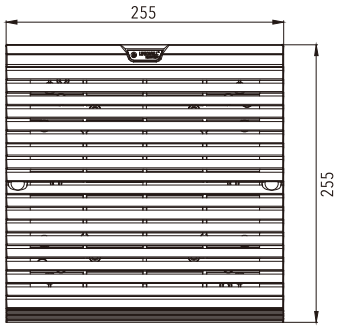

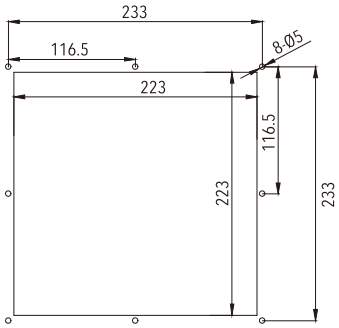

FK283.230

FK283.300

IP54 CE RoHS COMPLIANT -20 +65 °C

SPECIFICATION

Fan filter model	FK283.230	FK283.115
Rated voltage	220V-240V AC	110V-120V AC
Rated frequency	50/60Hz	50/60Hz
Air flow rate, free blowing	550/600m³/h	550/600m³/h
Air flow rate, Equipped with standard filter mat	1×FK283.300: 380/410m³/h	
Axial flow fan	Capacitor operated	
Rated current	0.29A/0.37A	0.52A/0.55A
Power	65/80W	65/80W
Noise level	62/65dB(A)	62/65dB(A)
Operating temperature range	-20°C - +65°C	-20°C - +65°C
Outlet filter model	FK283.300	FK283.300
Material	Made of injection-moulded thermoplastic, self-extinguishing UL94V0 (optional)	
Air flow direction	Air-in as standard; air-out optional	

New Designed Grill,better Ip Rating

Easy-open Structure,quicker Maintenance Of Filter Mat

Flexible Fan Size By Embedded Nuts

DIMENSION (mm) Optional Fan Size:205x72/220x60/254x89/220x60/225x80/280x80mm

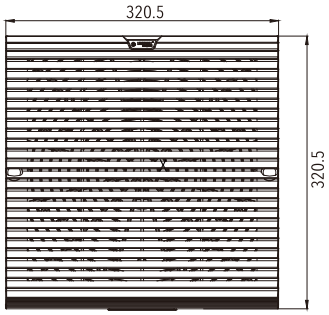

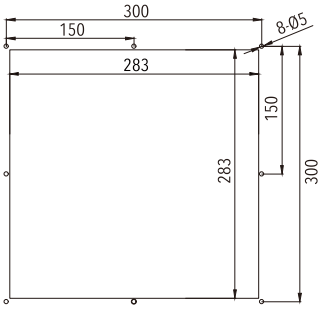

RC9802 series FAN-AND-FILTER

LINKWELL ELECTRIC



IP55 CE EMC RoHS COMPLIANT -15 +55 °C

SPECIFICATION

Model	RC9802.230	RC9802.110	RC9802.024
Voltage/Frequency	230V AC 50/60Hz	110V AC 50/60Hz	24V DC
Power	19W	19W	6W
Electric current	0.08A	0.17A	0.25A
Dimension-Includingfans	119x119x98mm		
Dimension	119x119x60mm		
Noise	33dB(A)		
Non resistance airvolume	29m³/h		
Combined airvolume	18m³/h		
The use ofbearing	-15~+55°C		
Combination weight	0.7kg		
Single weight	0.2kg		
Dust removal rate	87%		
Colour	RAL7035		
Available fan	80x80		
Filter Grade	G4		
IP code	IP55		
Certificate	CE、EMC、ROHS		

DIMENSION (mm)

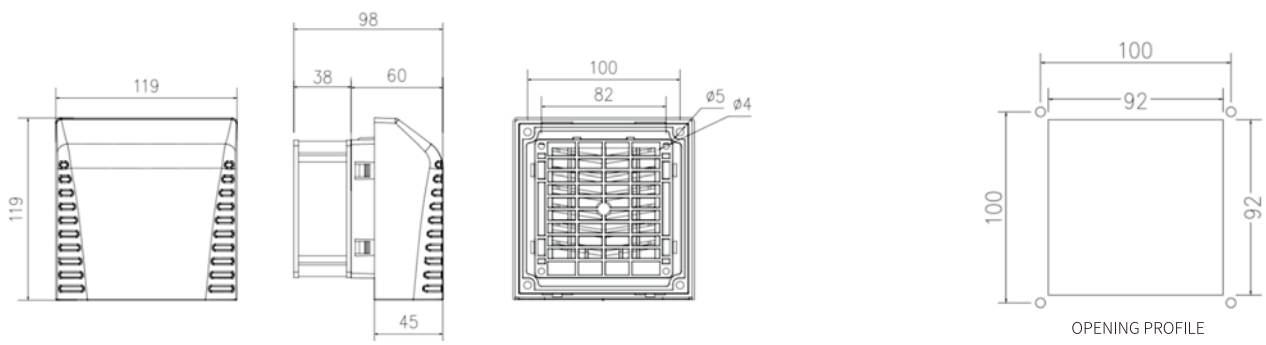

OPENING PROFILE

LINKWELL® ELECTRIC

FAN-AND-FILTER RC9803 series

IP55 CE EMC RoHS COMPLIANT -15 +55 °C

SPECIFICATION

Model	RC9803.230	RC9803.110	RC9803.024
Voltage/Frequency	230V AC 50/60Hz	110V AC 50/60Hz	24V DC
Power	19W/18W	19W/18W	4.8W
Electric current	0.12A/0.11A	0.24A/0.22A	0.20A
Dimension-Includingfans	152x152x108mm		
Dimension	152x152x70mm		
Noise	44dB(A)		
Non resistance airvolume	64m³/h		
Combined airvolume	70m³/h		
The use ofbearing	-15~+55°C		
Combination weight	0.9kg		
Single weight	0.33kg		
Dust removal rate	87%		
Colour	RAL7035		
Available fan	120x120	80x80	92x92
Filter Grade	G4		
IP code	IP55		
Certificate	CE、EMC、ROHS		

DIMENSION (mm)

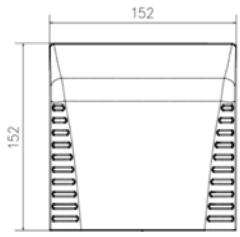

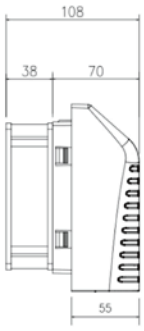

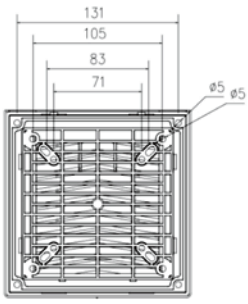

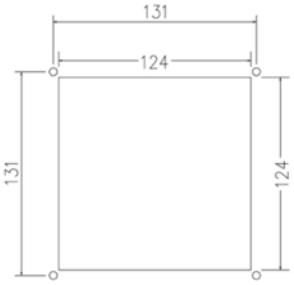

OPENING PROFILE

RC9804 series FAN-AND-FILTER

LINKWELL ELECTRIC



IP55 CE EMC RoHS COMPLIANT -15 +55 °C

SPECIFICATION

Model	RC9804.230	RC9804.110	RC9804.024
Voltage/Frequency	230V AC 50/60Hz	110V AC 50/60Hz	24V DC
Power	38W/36W	38W/36W	12W
Electric current	0.57A	0.45A/0.42A	0.5A
Dimension-Includingfans	206x206x123mm		
Dimension	206x206x85mm		
Noise	62dB(A)		
Non resistance airvolume	580m³/h		300m³/h
Combined airvolume	470m³/h		220m³/h
The use ofbearing	-15~+55°C		
Combination weight	1.7kg		
Single weight	0.55kg		
Dust removal rate	87%		
Colour	RAL7035		
Available fan	120x120，150x150，172x150		
Filter Grade	G4		
IP code	IP55		
Certificate	CE、EMC、ROHS		

DIMENSION (mm)

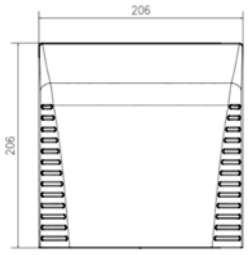

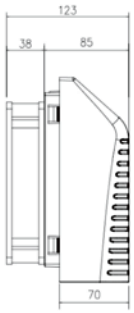

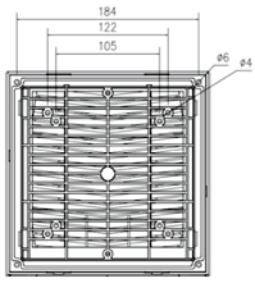



OPENING PROFILE

LINKWELL® ELECTRIC

FAN-AND-FILTER RC9805 series

IP55 CE EMC RoHS COMPLIANT -15 +55 °C

SPECIFICATION

Model	RC9805.230	RC9805.110	RC9805.024
Voltage/Frequency	230V AC 50/60Hz	110V AC 50/60Hz	24V DC
Power	45W	45W	35W
Electric current	0.30A	0.40A	1.4A
Dimension-Includingfans	258x258x151mm		
Dimension	258x258x91mm		
Noise	44dB(A)		
Non resistance airvolume	145m³/h		
Combined airvolume	110m³/h		
The use ofbearing	-15~+55°C		
Combination weight	1.5kg		
Single weight	0.86kg		
Dust removal rate	87%		
Colour	RAL7035		
Available fan	172x150，180x180，150x150，200x200		
Filter Grade	G4		
IP code	IP55		
Certificate	CE、EMC、ROHS		

DIMENSION (mm)

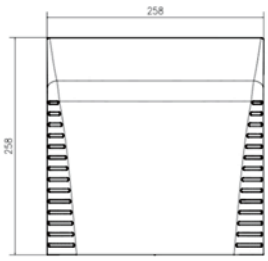

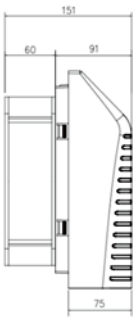

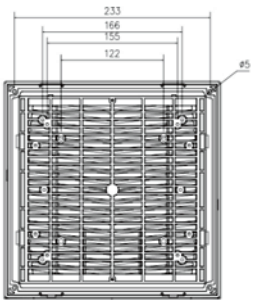

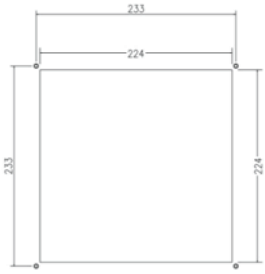

OPENING PROFILE

RC9806 series FAN-AND-FILTER

LINKWELL® ELECTRIC

IP55 CE EMC RoHS COMPLIANT -15 +55 °C

SPECIFICATION

Model	RC9806.230	RC9806.110	RC9806.024
Voltage/Frequency	230V AC 50/60Hz	110V AC 50/60Hz	24V DC
Power	110W/120W	110W/120W	120W
Electric current	0.54A/0.65A	1.0A/1.1A	0.31A
Dimension-Includingfans	323x323x175mm		
Dimension	323x323x95mm		
Noise	65dB(A)		
Non resistance airvolume	580m³/h		
Combined airvolume	470m³/h		
The use ofbearing	-15~+55°C		
Combination weight	3.2kg		
Single weight	1.1kg		
Dust removal rate	87%		
Colour	RAL7035		
Available fan	172x150，200x200，Φ254，280x280		
Filter Grade	G4		
IP code	IP55		
Certificate	CE、EMC、ROHS		

DIMENSION (mm)

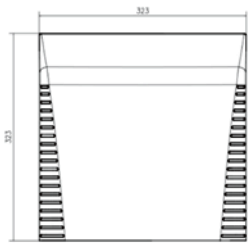

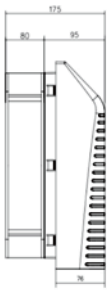

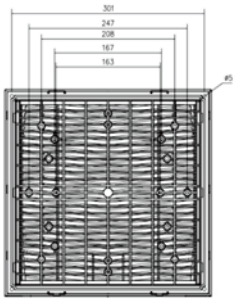



OPENING PROFILE

CABINET ROOF FAN

Adopting high-performance, industrial grade ball bearing fans Completely reduce the internal temperature of the cabinet in a short period of time

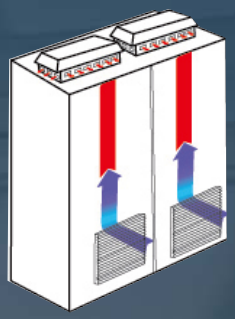

F2E-DP series CABINET ROOF FAN

LINKWELL ELECTRIC

Installation conditions

- Small size and light weight
- Not occupying excess space
- Adopting high-performance, industrial grade ball bearing fans
- Completely reduce the internal temperature of the cabinet in a short period of time

SPECIFICATION

Fan model	F2E190-230-DP	F2E220-230-DP	F2E225-230-DP
Rated working voltage v/hz	230V AC 50/60Hz	230V AC 50/60Hz	230V AC 50/60Hz
Air flow rate, free blowing	570/620m³/h	860/900m³/h	1200/1340m³/h
Air flow rate, Equipped with standard filter mat	1xLK6626.300: 456/496m³/h	1xLK6626.300: 688/540m³/h	1xLK6626.300: 960/1072m³/h
Rated current	0.26/0.34A	0.38/0.40A	0.60/0.88A
Power	58/75W	85/90W	120/180W
Noise level	62/64dBA	73/74dBA	69/71dBA
Temperature range	-10°C~60°C	-10°C~60°C	-10°C~60°C

DIMENSION (mm)

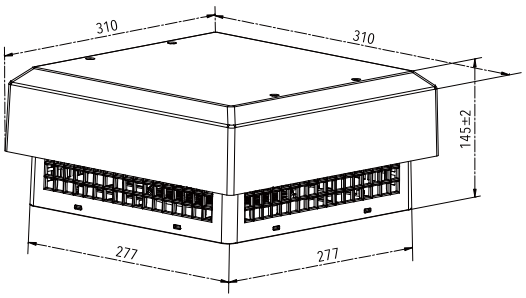

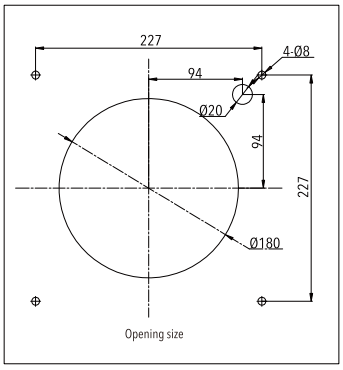

LINKWELL® ELECTRIC

CABINET ROOF FAN KTF-31 series

IP54 CE -10 +60 °C

CHARACTERISTIC

- Large output range and high efficiency,
  Air volume output range: 500-1500m³/h
- Color: RAL 7035
- High protection level
- International certification and licensing
- Protection level, in accordance with IEC 60 529 standard: IP20

Installation and maintenance are very simple
Innovative snap fasteners support flexible locking of fans from the outside or inside
Easy electrical connection through plugs
Easy to maintain, allowing users to quickly replace the filter pad of the fan

SPECIFICATION

Model	Unit	KTF3139.230 (115V, 400V customizable)	KTF3140.230 (115V, 400V customizable)	KTF3141.230 (115V, 400V customizable)
Rated voltage	V	230	230	230
Rated frequency	Hz	50/60	50/60	50/60
Air throughput (without fiter mat)	m³/h	570/620	873/965	1300/1450
Air throughput (without fiter mat)	m³/h	456/496	725/759	1050/1180
Rated current	A	0.27/0.22	0.56/0.43	0.99/0.88
Pre fuse current	A	6	6	6
Rated power	W	62/50	130/98	180/135
Width/Height/Depth	mm	400x133x400	400x133x400	400x133x400
Maximum installation depth	mm	34.6	34.6	34.6
Installation incision size	mm	258x258	258x258	258x258
Fan	–	Centrifugal, capacitive motor		
Operating temperature range	°C	-10~+60		
Storage Temperature Range	°C	-40~+70		

DIMENSION

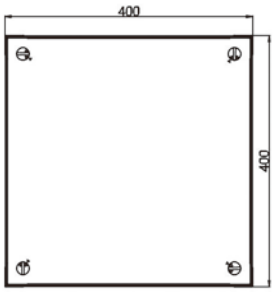

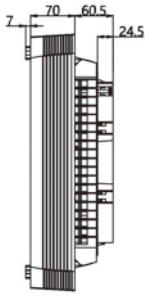

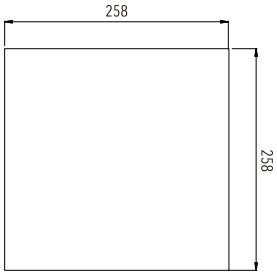

Opening size

KTF-21 series CABINET ROOF FAN

LINKWELL ELECTRIC

IP54 CE -25 +55 °C

Installation conditions

- Installation and maintenance are very simple
- Innovative snap fasteners support flexible locking of fans from the outside or inside
- Easy electrical connection through plugs
- Easy to maintain, allowing users to quickly replace the filter pad of the fan

SPECIFICATION

Model	KTF21.230	KTF21.048	KTF21.230(175)
Voltage/Frequency	230V50/60Hz	48V	230V50/60Hz
Power	58/75W	51W	46/57W
Electric current	0.34A	1.0A	0.25A
Width(B)	400mm	400mm	400mm
Height(H)	400mm	400mm	400mm
Depth(D)	92mm	92mm	92mm
Opening size	257x257mm	257x257mm	257x257mm
Noise	62dB(A)	62dB(A)	42dB(A)
Airvolume	570m³/h	600m³/h	500m³/h
Capacitance	2uF	~	1.5uF
Speed	2500-2700rpm	3200rpm	3200rpm
Weight	5.2kg	5.2kg	4.8kg
Colour	RAL7035	RAL7035	RAL7035
Available fan	Φ190	Φ190	Φ175
Life	50000h	50000h	50000h

DIMENSION (mm)

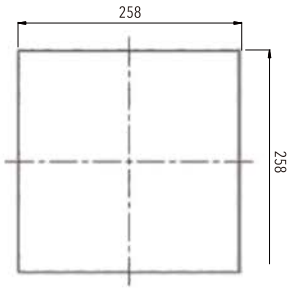

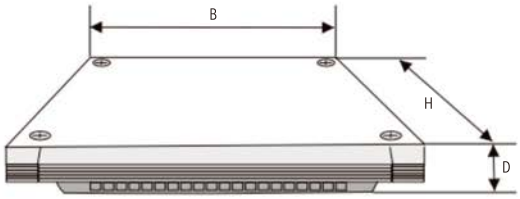

LINKWELL® ELECTRIC

CABINET ROOF FAN REF600 series

IP32 CE -10 +60 °C

Installation conditions

- Quick installation, can be directly buckled without the need for screws to fix
- Adjustable buckle, suitable for cabinets with different thicknesses of 1.5-3.5mm
- IP32, standard g3 grade filter cotton
- Quickly replace the filter cotton without the need for tools, directly open the top knob
- Ac voltage is a standard configuration and dc voltage can be customized

SPECIFICATION

Model	Unit	REF600.230	REF600.115	REF600.024
Rated voltage	V	230	115	24V(DC)
Rated frequency	Hz	50/60	50/60	-
Air volume	m^3/h	415-500	415-500	500
Rated current	A	0.48/0.44	0.96/0.88	0.80
Rated power	W	76/72	76/72	19.2
Noise level	dB(A)	46-48	46-48	47-49
Operating temperature range	°C	-10~+60	-10~+60	-10~+60
Overall dimensions	mm	350x350x148	350x350x148	350x350x148
Fan specifications	mm	120x120x38*4	120x120x38*4	120x120x38*4
Hole size	mm	295x295	295x295	295x295

DIMENSION (mm)

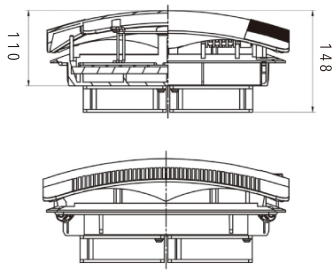

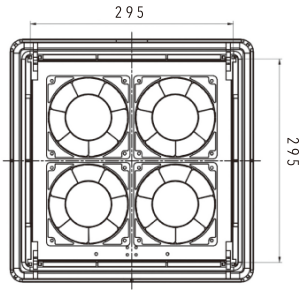

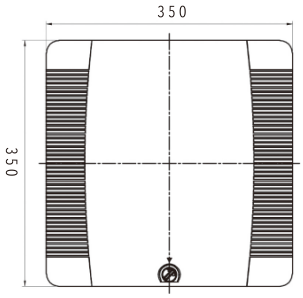

REF700/1400 series CABINET ROOF FAN

LINKWELL ELECTRIC

IP32 CE -10 +60 °C

Characteristic

- Quick installation, can be directly buckled without the need for screws to fix
- Adjustable buckle, suitable for cabinets with different thicknesses of 1.5-3.5mm
- IP32, standard g3 grade filter cotton
- Quickly replace the filter cotton without the need for tools, directly open the top knob
- AC voltage is standard as a standard configuration

SPECIFICATION

Model	Unit	REF700.230	REF700.115	REF1400.230	REF1400.115
Rated voltage	V	230, 50/60	115, 50/60	230, 50/60	115, 50/60
Rated frequency	Hz	580-700	580-700	1150-1400	1150-1400
Air volume	m^3/h	0.35-0.28	0.65-0.58	0.60-0.46	0.95-1.20
Rated current	A	Capacitor start	Capacitor start	Capacitor start	Capacitor start
Rated power	W	63-79	61-71	140-100	140-100
Noise level	dB(A)	55-57	55-57	63-65	63-65
Operating temperature range	°C	-10~+60	-10~+60	-10~+60	-10~+60
Overall dimensions	mm	350x350x178	350x350x178	350x350x178	350x350x178
Fan specifications	mm	Φ200	Φ200	Φ250	Φ250
Hole size	mm	295x295	295x295	295x295	295x295

DIMENSION (mm)

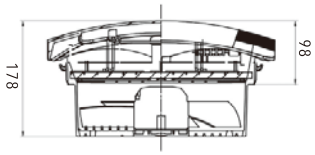

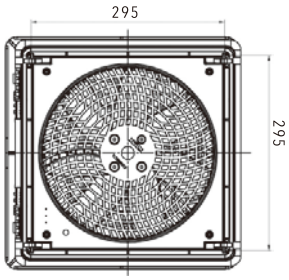

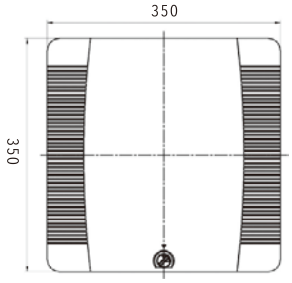

LINKWELL® ELECTRIC

CABINET ROOF FAN
(stainless steel)

PTF series

PTF 29387

PTF 378119

IP54 CE -25 +55 ºC

SPECIFICATION

Model	Unit	PTF 29387	PTF 378119
Voltage/frequency	V,Hz	230 50/60	230 50/60
Power	W	46/57	155/210
Electric current	A	0.25	0.68/0.92
Material quality		304 stainless steel	304 stainless steel
Noise level	dB	42	62
Air volume	m^3/h	500	1300
Capacitance	uF	1.5	3.5
Rotational speed	rpm	3200	2500-2700
Weight	kg	4.1	7.3
Configurable fan		Φ175	Φ225
Life span	h	50000	50000

DIMENSION (mm)

PTF 29387

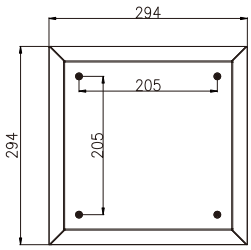

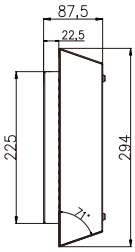

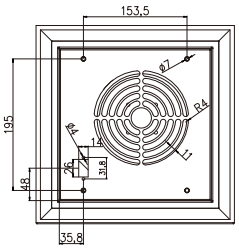

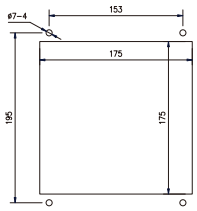

Opening Profile

PTF 378119

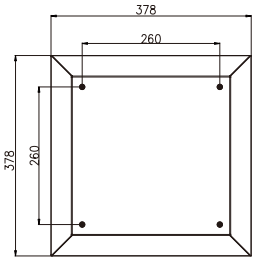

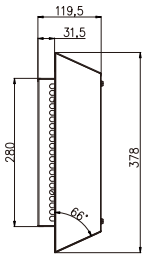

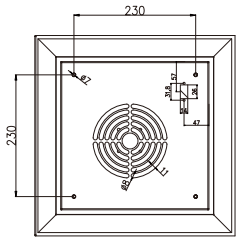

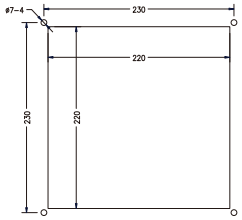

Opening Profile

PTF series

CABINET ROOF FAN
(stainless steel)

PTF 398150

PTF 36890

IP54 CE -25 +55 ℃

SPECIFICATION

Model	Unit	PTF 398150	PTF 36890
Voltage/frequency	V,Hz	230 50/60	230 50/60
Power	W	108	31
Electric current	A	0.49	0.25
Material quality		304 stainless steel	304 stainless steel
Noise level	dB	76	65
Air volume	m^3/h	1200-2000	700
Capacitance	uF	4	4
Rotational speed	rpm	2650-2800	2500
Weight	kg	7.2	4.7kg
Configurable fan		Φ225	W1G200-EC91-28
Life span	h	50000	50000

DIMENSION (mm)

PTF 398150

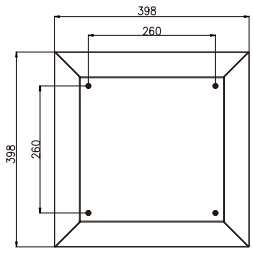

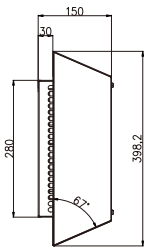

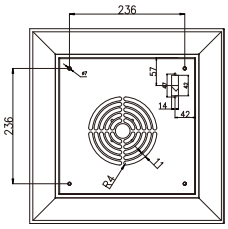

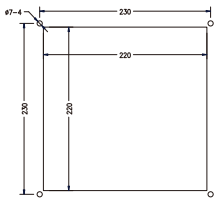

Opening Profile

PTF 36890

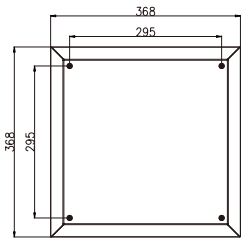

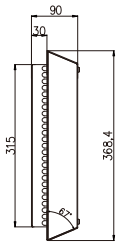

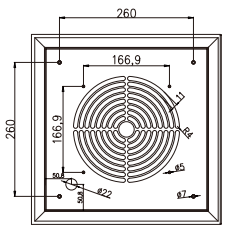

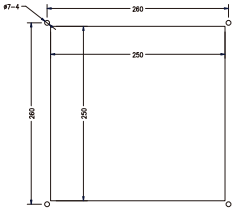

Opening Profile

LINKWELL® ELECTRIC

CABINET ROOF FAN

PTF series

Customizable stainless steel material

IP54 CE -10 +60 °C

Installation Conditions

- The ambient temperature should be lower than the required temperature inside the control cabinet when there is insufficient space in the cabinet to install a side mounted filter fan, top mounted fans can be considered
- The cabinet top mounted fan extracts the hot air from the top of the control cabinet while dissipating the heat inside the cabinet outside,
- The use of centrifugal fans can not only avoid the formation of vortex like whirlwinds in the discharge of ordinary shielded magnetic pole fans, but also reduce the
- The noise generated by low air friction with each other.

SPECIFICATION

Model	Unit	PTF60260	PTF60290
Rated voltage/frequency	V,Hz	230, 50	230, 50
Air volume	M^3/h	2500	3150
Rated current	A	0.80-1.20	1.18
Starting form		Capacitor start	Capacitor start
Rated power	W	180-270	180-270
Noise level	DB(A)	66-68	70
Operating temperature range	°C	-10~+60	-10~+60
Overall dimensions	mm	600x260x600	600x290x600
Fan specifications	mm	Φ355	Φ400
Hole size	mm	420x420	450x450

DIMENSION (mm)

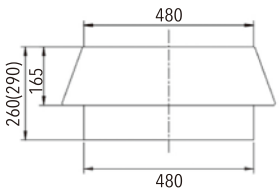

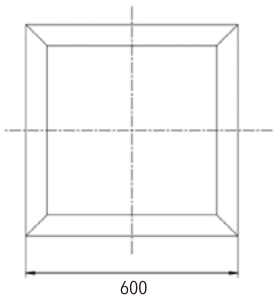

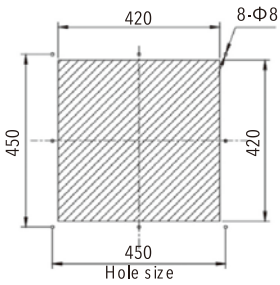

Electrical wiring diagram

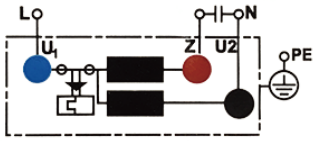

KRF series CABINET ROOF FAN

LINKWELL ELECTRIC

Installation conditions

- The ambient temperature should be lower than the required temperature inside the control cabinet.
  When there is insufficient space in the cabinet to install a side mounted filter fanConsider using a top mounted fan.
- The cabinet mounted fan extracts the hot air from the top of the control cabinet while dissipating the heat inside the cabinet outside, protecting the electrical components inside the control cabinet from operating within a controllable temperature range. And it does not occupy internal space,
- Centrifugal fans are mainly capable of discharging high heat loads with maximum efficiency. The use of centrifugal fans can not only avoid the formation of eddy currents in the discharge of ordinary shielded magnetic pole fans, but also reduce the noise generated by air friction

SPECIFICATION

Model	Unit	KRF-670	KRF-1410
Rated voltage	V	230	230
Rated frequency	Hz	50/60	50/60
Air flow	m^3/h	620/650	1250/1350
free discharge of air	m^3/h	500/510	980/1020
centrifugal fan	–	Capacitor start	Capacitor start
rated current	A	0.31-0.24	0.62-0.58
rated power	W	72-56	190-130
noise level	dB(A)	55-56	65-70
Operating temperature range	°C	-10~60	-10~60

DIMENSION (mm)

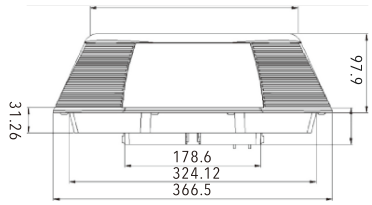

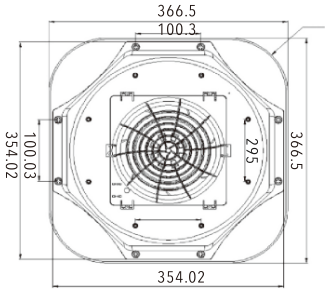

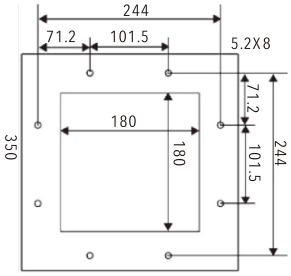

LINKWELL® ELECTRIC

RACK COOLING FAN RCF480 series

Characteristic

- 1U's small size design, low noise, installed randomly on the 482.6mm(19) plane
- It can be used with the front exhaust outlet filter to achievethe convective effect.

IP33 CE -20 +55 °C

SPECIFICATION

Model No.	RCF480-230	RCF480-115	RCF480-024	RCF480-048
Dimensions (WxHxD)	484 x 44.5 x 205.5mm			
Air flow parameters				
Non resistance air volume	480m³/h			
Noise level (DIN 45 635)	52dB(A)	52dB(A)	48dB(A)	48dB(A)
Duty cycle	100%			
Electrical data:				
Fan motor	Capacitor motor		Dcmotor	
Rated voltage	230VAC	115VAC	24VDC	48VDC
Range of operation	215V ...245V	103.5V ... 126.5V	16 VDC - 28 VDC	36VDC - 57VDC
Frequency	50Hz/60 Hz	50Hz/60 Hz	-	-
Powerconsumption	57/54W	57/54W	14.4W	22W
Rated current	0.36/0.33 A	0.72/0.66 A	0.60 A	0.45 A
Attachment data				
Installation position	Any installation, verticalin stallation better			
Shell material	Cold rolled steel sheet/powder coating (optional stainless steel shell)			
Weight	2.8KG			
Color	RAL 7035 (Light grey)			
Connection	Terminal			
Operating temperature	20°C(-4F)~ +55°C(+131°F)			
Storage temperature	40°C(-40°F)~+70°C(+158°F)90%			

DIMENSION (mm)

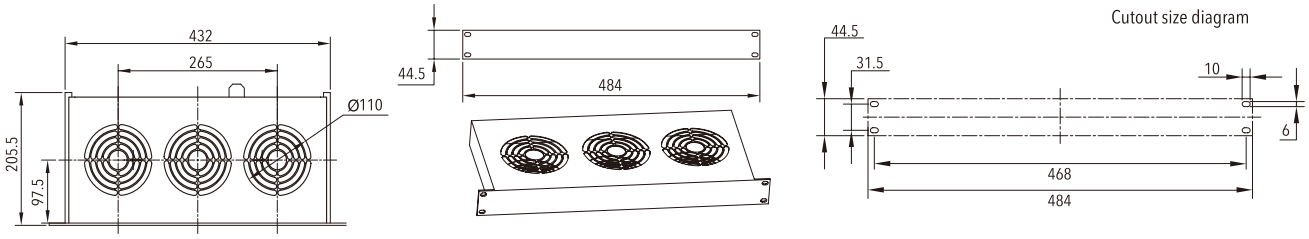

CABINET AIR CONDITIONER

Widely used in outdoor communication cabinets, battery cabinets, electrical cabinets, industrial control cabinets, and other environmental spaces that require heat dissipation

CABINET AIR CONDITIONER

LK-AS series

Outdoor Universal Cabinet Air Conditioner(400~5000W)

Semi-embedded Mounting

Side Mounting

IP55 CE

Characteristic

- Multiple automatic protection and comprehensive fault self-diagnosis;
- Exquisite craftsmanship and high-quality international brand accessories ensure more stable and reliable products;
- Suitable for T3 high-temperature working conditions and R134a environmentally friendly refrigerant;
- Equipped with RS485 interface as standard, achieving telemetry, remote signaling, and remote adjustment;
- LED Nixie tube display, field parameters can be set;
- Standard heating function, optional hydrogen discharge function;
- Dry contact alarm output, normally open/normally closed optional

SPECIFICATION

Model	LK004AS	LK006AS	LK010AS	LK015AS	LK020AS	LK030AS	LK050AS
Power Supply	230VAC±15% 50Hz/60Hz						
Cooling Capacity	400W @L35/L35	600W @L35/L35	1000W @L35/L35	1500W @L35/L35	2000W @L35/L35	3000W @L35/L35	5000W @L35/L35
Power Consumption	190W @L35/L35	260W @L35/L35	440W @L35/L35	650W @L35/L35	750W @L35/L35	1430W @L35/L35	2000W @L35/L35
Semi-embedded Mounting Dimensions mm (With flange)	H480xW355xD178	H580xW350xD175	H780xW480xD200	H780xW480xD200	H780xW480xD200	H1200xW535xD225	H1350xW650xD300
Side Mounting Dimensions mm (With flange)	–	H550xW320xD175	H750xW450xD200	H750xW450xD200	H750xW450xD200	–	–
IP Grade	IP55						
Refrigerant	R134a						
Net Weight	14kg	15kg	31kg	31kg	34kg	50kg	100kg
Surface Treatment	RAL7035						

LK-AD series

CABINET AIR CONDITIONER

Outdoor power industry cabinet air conditioner(600~5000W)

IP55 CE

Characteristic

- Multiple automatic protection and comprehensive fault self-diagnosis
- Exquisite craftsmanship and high-quality international brand accessories ensure more stable and reliable products
- Suitable for T3 high-temperature working conditions and R134a environmentally friendly refrigerant
- Equipped with RS485 interface as standard, achieving telemetry, remote signaling, and remote adjustment
- LED Nixie tube display, field parameters can be set
- Standard heating function, optional hydrogen discharge function
- Standard dehumidification function
- Dry contact alarm output, normally open/normally closed optional
- 4-20mA temperature and humidity signal output function

SPECIFICATION

Model	LK006AD	LK010AD	LK015AD	LK020AD	LK030AD	LK050AD
Power Supply	230VAC±15% 50Hz/60Hz					
Cooling Capacity	600W @L35/L35	1000W @L35/L35	1500W @L35/L35	2000W @L35/L35	3000W @L35/L35	5000W @L35/L35
Power Consumption	300W @L35/L35	440W @L35/L35	650W @L35/L35	870W @L35/L35	1430W @L35/L35	2000W @L35/L35
Semi-embedded Mounting Dimensions mm (With flange)	H580xW350xD175	/	/	/	/	/
Side Mounting Dimensions mm (With flange)	/	H795xW495xD195	H795xW495xD195	H795xW495xD195	H1350xW550xD300	H1400xW670xD300
IP Grade	IP55					
Refrigerant	R134a					
Net Weight	15kg	30kg	39kg	41kg	50kg	100kg
Surface Treatment	RAL7035					

CABINET AIR CONDITIONER

LK-AN series

Indoor general cabinet air conditioner(300~4000W)

Side Mounting

IP54 CE

Characteristic

- Multiple automatic protection and comprehensive fault self-diagnosis
- Exquisite craftsmanship and high-quality international brand accessories ensure more stable and reliable products
- Suitable for T3 high-temperature working conditions and R134a environmentally friendly refrigerant
- Equipped with RS485 interface as standard, achieving telemetry, remote signaling, and remote adjustment
- LED Nixie tube display, field parameters can be set
- Standard heating function, optional hydrogen discharge function
- Standard dehumidification function
- Dry contact alarm output, normally open/normally closed optional
- Built-in condensate evaporator

SPECIFICATION

Model	LK003AN	LK005AN	LK008AN	LK010AN	LK015AN	LK015ANH	LK020AN	LK030AN	LK040AN
Power Supply	230VAC±15% 50Hz/60Hz								
Cooling Capacity	300W @L35/L35	500W @L35/L35	800W @L35/L35	1000W @L35/L35	1500W @L35/L35	1500W @L35/L35	2000W @L35/L35	3000W @L35/L35	4000W @L35/L35
Power Consumption	180W @L35/L35	210W @L35/L35	345W @L35/L35	600W @L35/L35	650W @L35/L35	650W @L35/L35	870W @L35/L35	1430W @L35/L35	1800W @L35/L35
Side Mounting Dimensions mm (Without flange)	H580x W280xD175	H580x W280xD175	H580x W370xD175	H950x W400xD210	H950x W400xD210	H1105x W405xD220	H1105x W405xD220	H1580x W400xD270	H1580x W400xD270
IP Grade	IP54								
Refrigerant	R134a								
Net Weight	14kg	15kg	20kg	34kg	36kg	38kg	40kg	65kg	68kg
Surface Treatment	RAL7035								

LK-AE series

ENERGY STORAGE DEDICATED AIR-COOLED AIR CONDITIONER

Outdoor power industry cabinet air conditioner(2000~25000W)

Semi-embedded Mounting

Side Mounting

IP55 CE

Characteristic

- The design of the upper air outlet structure ensures a longer air supply distance and better matches the air duct design;
- High air volume to improve the temperature uniformity of the battery environment;
- Standard dehumidification function;
- Standard RS485 interface for telemetry, remote signaling, and remote adjustment;
- Optional internal fan speed control, more energy-efficient;
- Optional C5 high anti-corrosion configuration;
- Optional explosion-proof configuration;

SPECIFICATION

Model	LK020ASE	LK030ADE	LK050ADE	LK075ADE	LK125AE	LK150AE	LK200AE	LK250AE
Power Supply	230VAC±15% 50Hz/60Hz			1~,220VAC 50Hz	3~,380-415VAC 50Hz			
Cooling Capacity	2000W	3000W	5000W	7500W	12500W	15000W	20000W	25000W
Power Consumption	840W	1430W	2000W	2700W	4000W	6000W	8500W	12500W
Semi-embedded (With flange) Dimensions mm	H833x W483xD216	H1350x W550xD300	H1450x W670xD300	H2100x W800xD906	/	/	/	/
Side Mounting (With flange) Dimensions mm	/	/	/	/	H2100x W800xD906	H2100x W800xD906	H2100x W800xD906	H2100x W800xD906
IP Grade	IP55						IPX5	IPX5
Refrigerant	R134A			R410A				
Net Weight	37kg	50kg	100kg	75kg	210kg	220kg	230kg	255kg
Surface Treatment	RAL7035							

HIGH PRECISION INDUSTRIAL AIR-COOLED AIR CONDITIONER

LK-AJ series

Indoor general cabinet air conditioner(1000~2000W)

Semi-embedded Mounting

IP55 CE

Characteristic

- This product is widely used in applications that require constant temperature control, such as battery cabinets, electrical cabinets, industrial control cabinets, etc;
- Multiple automatic protections and comprehensive fault self diagnosis;
- Exquisite craftsmanship and high-quality international brand accessories ensure that products are more stable and reliable;
- R134a environmentally friendly refrigerant;
- Standard RS485 interface for telemetry, remote signaling, and remote adjustment;
- LED digital display, on-site parameters can be set;
- Dry contact alarm output, normally open/normally closed optional;
- Refrigeration output PID regulation, temperature control accuracy ≤± 0.5 °C

SPECIFICATION

Model	LK010AJ	LK015AJ	LK020AJ
Power Supply	230VAC±15% 50Hz/60Hz		
Cooling Capacity	1000W @L35/L35	1500W @L35/L35	2000W @L35/L35
Power Consumption	450W @L35/L35	650W @L35/L35	870W @L35/L35
Semi-embedded Dimensions mm	H795xW495xD175	H795xW495xD175	H795xW495xD175
IP Grade	IP55		
Refrigerant	R134A		
Net Weight	38kg	40kg	42kg
Surface Treatment	RAL7035		

INDOOR CEILING MOUNTED INDUSTRIAL AIR-COOLED AIR CONDITIONER

Indoor power industry cabinet air conditioner(1000~1500W)

Top Mounting

IP44 CE

Characteristic

- This product is widely used in indoor machine tools, electrical cabinets, industrial control cabinets and other occasions that require heat dissipation;
- Multiple automatic protections and comprehensive fault self diagnosis;
- Exquisite craftsmanship and high-quality international brand accessories ensure that products are more stable and reliable;
- R134a environmentally friendly refrigerant;
- Standard RS485 interface for telemetry, remote signaling, and remote adjustment;
- LED digital display, on-site parameters can be set;
- Heating function and dehumidification function are optional;
- Dry contact alarm output, normally open/normally closed optional;
- Built in condensate evaporator;

SPECIFICATION

Model	LK010ANT	LK015ANT
Power Supply	220VAC±15% 50Hz	
Cooling Capacity	1000W	1500W
Power Consumption	440W	700W
Top Mounting Dimensions mm	H450xW450xD350	H450xW450xD350
IP Grade	IP44	
Refrigerant	R134A	
Net Weight	30kg	32kg
Surface Treatment	RAL7035	

DC INDUSTRIAL AIR-COOLED AIR CONDITIONER

LK-DS1 series

Indoor general cabinet air conditioner(500~2000W)

Semi-embedded Mounting

IP55 CE

Characteristic

- Efficient rotor DC variable frequency compressor and fan: reliable and energy-saving;
- Intelligent communication: RS485 communication port and dry contact alarm output port, convenient for remote monitoring;
- Digital tube display: on-site parameters can be set and display the operating status inside the cabinet;
- High protection level: perfect for outdoor use;
- Easy to maintain design: reduces maintenance difficulty;
- Wide operating temperature range: reliable operation under all environmental conditions;
- Heating function is optional;

SPECIFICATION

Model	LK006DS1	LK010DS1	LK015DS1	LK020DS1
Power Supply	48V DC (DC44-59V)			
Cooling Capacity	500W @L35/L35	1000W @L35/L35	1500W @L35/L35	2000W @L35/L35
Power Consumption	180W @L35/L35	295W @L35/L35	495W @L35/L35	710W @L35/L35
Semi-embedded Dimensions mm	H315xW546xD175	H446xW746xD200	H446xW746xD200	H446xW746xD200
IP Grade	IP55			
Refrigerant	R134A			
Net Weight	14kg	28kg	29kg	30kg
Surface Treatment	RAL7035			

LK-DS2 series

DC FRESH AIR CONDITIONING INTEGRATED UNIT

Outdoor power industry cabinet air conditioner(2000~25000W)

Side Mounting

Cooling mode

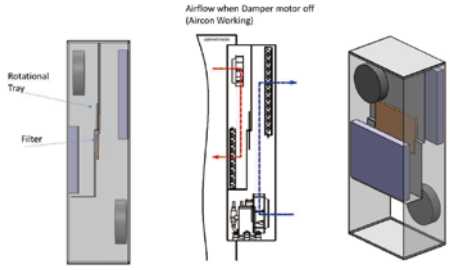

Fresh air mode

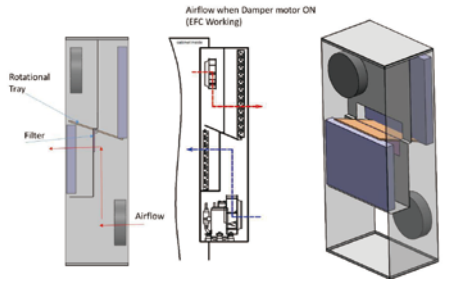

IP44 CE

Characteristic

- Multiple automatic protection and comprehensive fault self diagnosis function;
- Exquisite craftsmanship and high-quality international brand accessories ensure that products are more stable and reliable;
- Suitable for T3 high-temperature working conditions and R134a environmentally friendly refrigerant;
- Standard RS485 interface for telemetry, remote signaling, and remote adjustment;
- LED digital display, on-site parameters can be set;
- Built in fresh air system, capable of intelligently selecting modes based on ambient temperature, more energy-efficient;
- Dry contact alarm output, normally open/normally closed optional;

SPECIFICATION

Model	LK015DS2	LK020DS2
Power Supply	-48VDC	
Cooling Capacity	1500W @L35/L35	2000W @L35/L35
Power Consumption	395W @L35/L35	405W @L35/L35
Side Mounting Dimensions mm	H1000xW412xD275	H1000xW412xD275
IP Grade	IP44	
Refrigerant	R134A	
Net Weight	45kg	46kg
Surface Treatment	RAL7035	

AIR-WATER HEAT EXCHANGER

LK-ANU/AN series

Indoor general cabinet air conditioner(1000~4000W)

Side Mounting

Operating principle

This series of water heat exchangers is widely used to cool the air inside various electrical cabinets, ensuring reliable operation of electrical components at safe temperatures and extending their service life.

Suitable for various control boxes, distribution cabinets, and other electrical devices with high temperature and humidity requirements in industries such as machinery, electricity, chemical engineering, instrumentation, and textiles.

SPECIFICATION

Model	LK010ANU	LK010AN	LK020ANU	LK020AN	LK030ANU	LK030AN	LK040ANU	LK040AN
Power Supply	110VAC±15% 50Hz/60Hz	1N~230VAC 50Hz/60Hz	110VAC±15% 50Hz/60Hz	1N~230VAC 50Hz/60Hz	110VAC±15% 50Hz/60Hz	1N~230VAC 50Hz/60Hz	110VAC±15% 50Hz/60Hz	1N~230VAC 50Hz/60Hz
Cooling Capacity	1000W	1000W	2000W	2000W	3000W	3000W	4000W	4000W
Power Consumption	79W	79W	122W	122W	122W	122W	172W	172W
Side Mounting Dimensions mm	H530x W300xD140	H530x W300xD140	H950x W400xD145	H950x W400xD145	H950x W400xD145	H950x W400xD145	H857x W455xD226	H857x W455xD226
Temperature range	18-50°C							
Water supply	≥7L/min	≥7L/min	≥7L/min	≥7L/min	≥13L/min	≥13L/min	≥15L/min	≥15L/min
Net Weight	8kg	8kg	17kg	17kg	18kg	18kg	20kg	20kg
Surface Treatment	RAL7035							

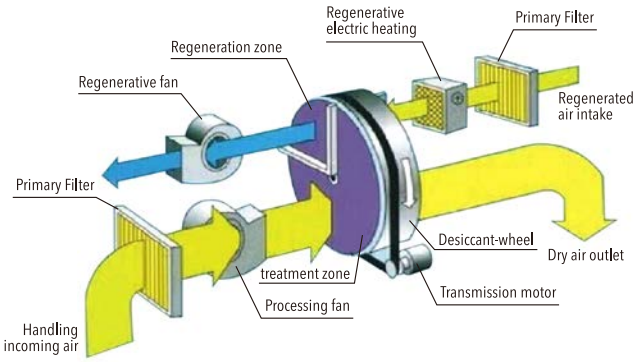

Operating principle

The rotary dehumidifier uses silica gel coated on the rotary wheel to physically adsorb moisture from the air onto the porous synthetic silica gel. Then, in the regeneration zone of the rotary wheel, the water vapor in the adsorbed silica gel pores is heated and vaporized, and sent to the inlet of the AC heat exchanger to form high-temperature and high humidity air. After passing through the heat exchanger that has been cooled by indoor cold and humid air, condensed water is discharged due to dew point differences.

SPECIFICATION

Model	LK H/001
Mounting type	Landing&Wall Mounted
Power Supply	220VAC 50Hz/60Hz
Dehumidification capacity	395W @L35/L35
Power Consumption	high-grade 3L/D (30°C 80 RH), Low end 1.5L/D (30°C 80 RH)
Work Temperature	-15°C~+55°C
Max Noise Level	41dB(A)
Net Weight	6kg
Dimensions	H410XW255XD150 (mm)
Communication method	Optional RS485 communication interface

Industrial air Conditioner

Characteristic

- Complete internal and external isolation, dust prevention, oil mist prevention, moisture prevention, etc
- Compact structure, compatible with mainstream models in the industry-15~+55°C flexible setting
- Professional condensate treatment design, effectively solve the problem of condensate discharge
- Nano coating, strong corrosion resistance
- Optional smoke detector, access control and water immersion alarm
- Dust screen plug design, convenient and fast replacement
  7X24X365 has been running continuously for more than 10 years
- LCD Chinese and English menu display,
- Support MODBUS communication, with call start function

IP54 CE -15 +55 °C

SPECIFICATION

Model	Unit	EIA05
Height/Width/Depth	mm	550x280x210
Quality	kg	<17
Installation method external		External hanging (side mounted)
Scope of working environment	°C	-15 ~ +55
Noise level	dB(A)	65
Protection levelcryogen		IP54
Cryogen		R134a
Cooling capacity @ I35/I35	W	500-550
Input power @ I35/I35	W	260-280
Input current @ I35/I35	A	1.3-1.35
Rated voltage, frequency	V, Hz	1~,220,50/60

DIMENSION (mm)

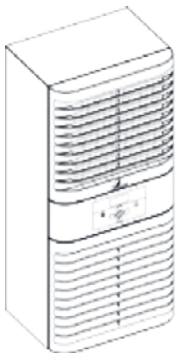

Side



Side mounted opening

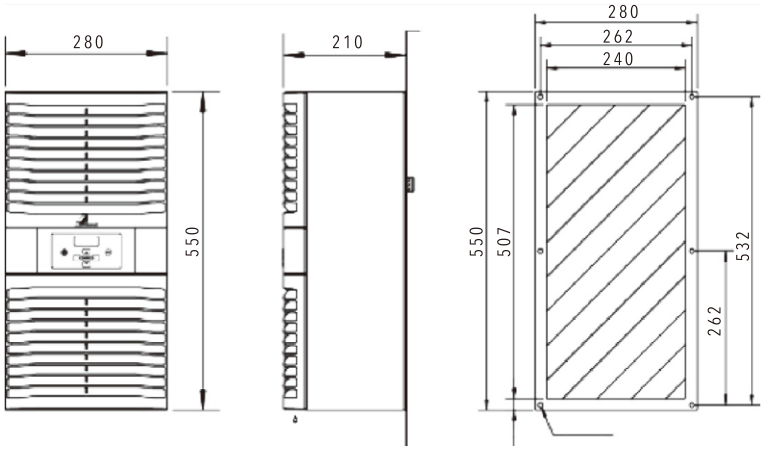

CABINET AIR CONDITIONER

Industrial air Conditioner

Characteristic

- Complete internal and external isolation, dust prevention, oil mist prevention, moisture prevention, etc
- Compact structure, compatible with mainstream models in the industry-15~+55°C flexible setting
- Professional condensate treatment design, effectively solve the problem of condensate discharge
- Nano coating, strong corrosion resistance
- Optional smoke detector, access control and water immersion alarm
- Dust screen plug design, convenient and fast replacement
  7X24X365 has been running continuously for more than 10 years
- LCD Chinese and English menu display,
- Support MODBUS communication, with call start function

IP54 CE -15 +55 °C

SPECIFICATION

Model	Unit	EIA10	EIA15	EIA20
Height/Width/Depth	mm	950x400x280	950x400x280	950x400x280
Quality	kg	<41	<41	<41
Installation method external				
Scope of working environment	°C	-15~ +55	-15 ~ +55	-15~ +55
Noise level	dB(A)	65	65	65
Protection levelcryogen		IP54	IP54	IP54
Cryogen		R134a	R134a	R134a
Cooling capacity @ I35/I35	W	1100/1300	1500/1700	2000/2100
Input power @ I35/I35	W	540/680	750/900	1000/1200
Input current @ I35/I35	A	2.5/3.2	3.5/4.2	4.6/5.7
Rated voltage, frequency	V, Hz	1~,220,50/60	1~,220,50/60	1~,220,50/60

DIMENSION (mm)



Side

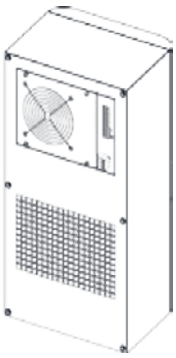

Side mounted opening

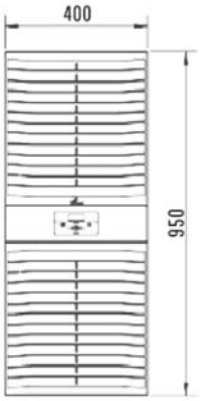

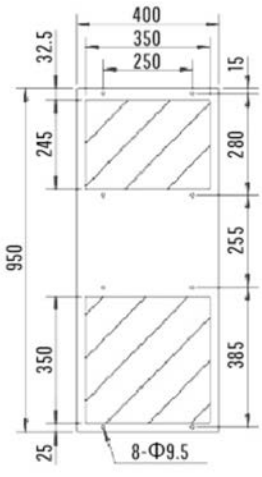

Industrial air Conditioner

Characteristic

- Complete internal and external isolation, dust prevention, oil mist prevention, moisture prevention, etc
- Compact structure, compatible with mainstream models in the industry-15~+55°C flexible setting
- Professional condensate treatment design, effectively solve the problem of condensate discharge
- Nano coating, strong corrosion resistance
- Optional smoke detector, access control and water immersion alarm
- Dust screen plug design, convenient and fast replacement
  7X24X365 has been running continuously for more than 10 years
- LCD Chinese and English menu display,
- Support MODBUS communication, with call start function

IP54 CE -15 +55 °C

SPECIFICATION

Model	Unit	EIA40
Height/Width/Depth	mm	1580x500x340
quality	kg	89
Installation method External		Side/door mounted
Scope of working environment	°C	-15~+55
Noise level	dB(A)	65
Protection level		IP54
Refrigerant		R134a
Cooling capacity @ L35/L35	W	4000/4500
Input power @ L35/L35	W	1900/2600
Input current @ L35/L35	A	3.1/4.2
Rated voltage, frequency	V, Hz	3~,380,50/60
Air switch	P,A	3,10

DIMENSION (mm)

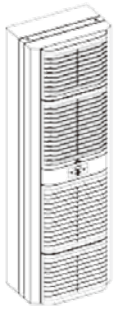

Side

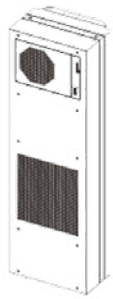

Side mounted opening

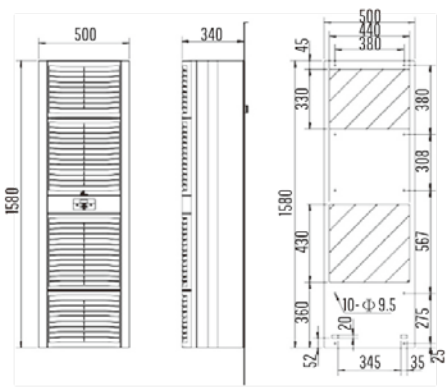

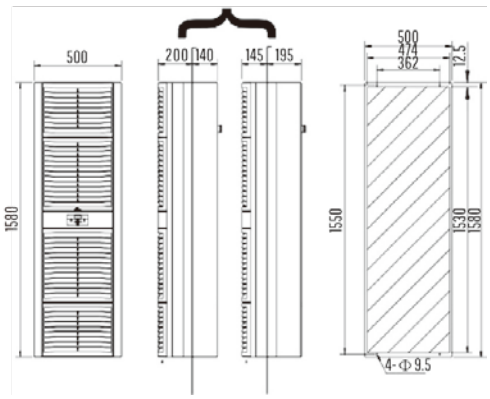

REGULATOR SERIES

Suitable for electrical cabinets that are moisture-proof or where the-temperature cannot fall below the specified minimum value.For exam-plecontrolling filter fans, heaters, and heat exchangers. It can also be used asa signal generator to monitor the internal temperature of the controcabinet.

JTO 011:
Thermostat (Normally Closed):Commonly used to connect heaters and disconnect the circuit when the temperature reaches the set value.

JTS 011:
Thermostat (Normally Open):Commonly used to monitor filter fans, heat exchangers, or close circuit output signals when the temperature exceeds the set value.

- Small and compact
- Long electrical life
- Easy to install with 35mm DIN rail
- High switching performance
- Convenient wiring and simple setup
- Small size

JTO 011 JTS 011

IP20 CE -20 +80 °C

SPECIFICATION

Temperature range	0~60℃
JTO 011 NC (Normally Closed)	When the temperature reaches the set value, it acts to disconnect the circuit
JTS 011 NO (Normally Open)	When the temperature exceeds the set value, it acts to close the circuit
Switching temperature difference	7k (± 4k tolerance)
Sensing element	Bimetallic temperature sensing material
Contactor type	Jump type contact
Contactor resistance	<10mΩ(with connecting wire)
Usage period	>100000 cycles
Maximum switching load	250vac, 10 (2) a, 120vac, 15 (2) a, 30wdc at 24vdc to 72vdc
Connection method	2 extreme sub-stage, the maximum clamping torque is 0.5nm: steel wire 2.5mm², Steel strand wire (wire end with iron bag)1.5mm²
Shell	Ul94 v-0 plastic, light gray
Install	Installation of 35mm din rail
Size	64x33x44mm
Weight	40g

Setting Range	Art.No.contact breaker(NC)	Art.No.contact breaker(NO)
0~60°C	JTO 011	JTS 011

Connection Example

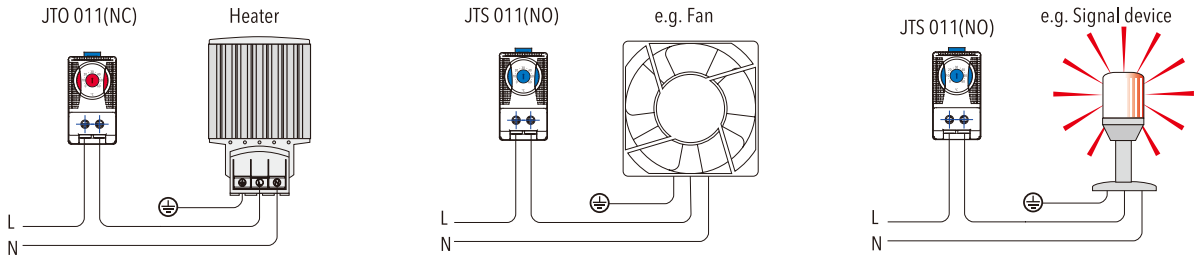

DIMENSION (mm)

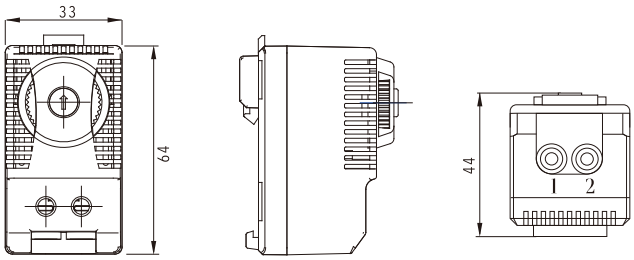

WIRING DIAGRAM

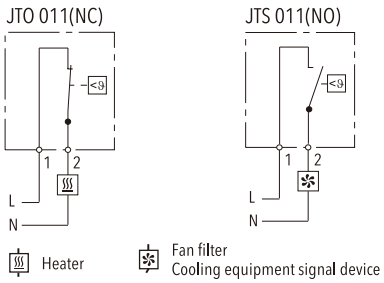

KNC 011/KNO 011 THERMOSTAT

LINKWELL® ELECTRIC

Control heater-

When the temperature inside the cabinet is lower than the minimum set value, close the circuit to increase temperature; When the temperature exceeds the set value,Disconnect the line.

Control fan filter-

When the temperature inside the cabinet exceeds the maximum set value, close the circuit to cool down; When the temperature is below the set value,Disconnect the line.

- Small and compact
- SLong electrical life
- Easy to install with 35mm DIN rail
- Jump type metal temperature sensing contact
- Convenient wiring and simple setup,
- Wide setting range

KNC 011 KNO 011

Outline Drawing

Alarm output contact, passive contact, AC 250V 5A
NC normally open, closed when dehumidification function fails
Definition of dehumidification function failure: Temperature or humidity sensor failure;
The dehumidifier operates continuously for 24 hours,
The relative humidity is still not less than 80%

IP20 CE -45 +80 °C



SPECIFICATION

Temperature range	0~60℃
KNC 011 NC (Normally Closed)	When the temperature reaches the set value, it acts to disconnect the circuit
KNO 011 NO (Normally Open)	When the temperature exceeds the set value, it acts to close the circuit
Rated current and peak value	10/20A
Rated voltage and maximum switching load	250/250 V AC
Rated load AC1	2500 VA
Rated load AC 15 (230V AC)	250 VA
Single phase motor rated power AC 3 (230V AC)	0.125 A
Current capacitance DC 1:30/110/220 V	1/0.3/0.15 mW (V/mA)
Minimum switching load	500 (12/10)
Standard contact materials	AgNi
Temperature setting range (ventilation fan)	-20....+40 °C / +0....+60 °C (NO)
Temperature setting range (heater)	-20....+40 °C / +0....+60 °C (NC)
Switching temperature difference	7±4K
Electrical Service Life AC1	100 · 103

Setting Range	Art.No.contact breaker(NC)	Art.No.contact breaker(NO)
0~60°C	KNC 011	KNO 011

DIMENSION (mm)

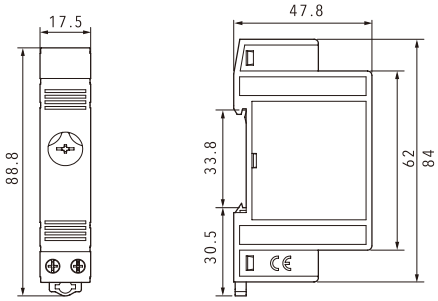

HEATING CONTROL

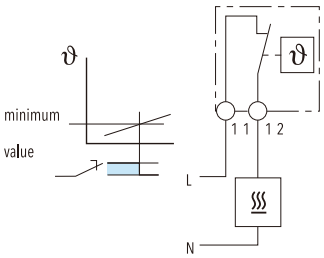

VENTILATION CONTROL

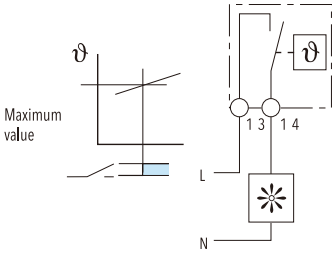

HYGROTHERMOSTAT KNE 110

Features:

Four working modes are optional, and the ambient temperature and humidity thresholds can be set.

- Capacitive humidity sensor, low power consumption, stable performance;
- Passive relay output, can be used to drive cooling fan, TEC, heating wire and other devices;
- The working status of the relay is indicated by the LED indicator;
- Working power supply voltage AC 85-240V;
- Ultra small size, only 18mm width, 35mm card rail installation;
- Used to control the temperature and humidity range of power distribution cabinets.

SPECIFICATION

IP20 CE -20 +80 °C

Feature		Temperature and humidity control
Power terminal		A1-A2
Rated operating voltage		AC 100-240V 50/60Hz
Power consumption		1 W
Working light		Green LED
Fault light		Red LED
Set range	temperature	10°C~60°C
	humidness	50%~90%RH
Precision error	temperature	±2°C
	humidness	±3% (20%~80% Radius) ; ±7% (<20% or>80%
Output contact parameters		1 group output, 10A 250VAC/24VDC
Operating ambient temperature		-20°C~+55°C
Storage and transportation ambient temperature		-35°C~+75°C
Installation mode		35mm Clamp rail installation
Installation elevation		≤2000m
Pollution level		2
Wiring capacity		1×2.5mm² or 2× 1.5mm² 0.4N • m
Overall dimension		90mm X 18mm X50mm
weight		65g

Model: CDE6-110M Type description

Serial number	code	Instructions
1: Product name	CDE6	Clamp rail temperature and humidity controller
2: Function code	1	Group 1 conversion
3: Output contact	10	Output contact 10A
4: Rated operating voltage	M	AC 100-240V 50/60Hz
	A-Z	Custom supply voltage

DIMENSION (mm)

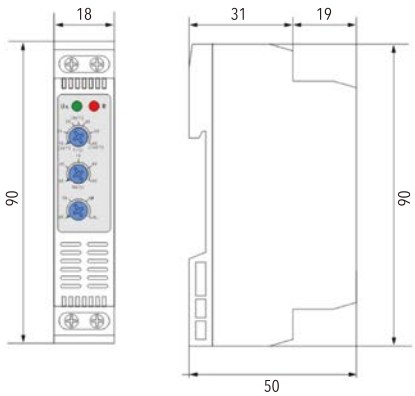

WIRING DIAGRAM

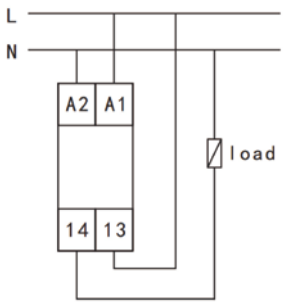

PANEL DIAGRAM

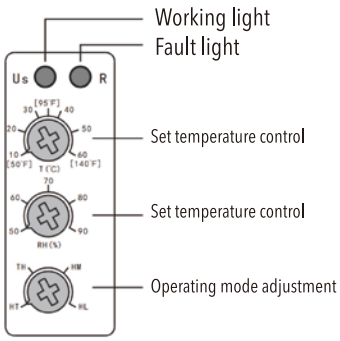

KTO 011/KTS 011 THERMOSTAT

KTO 011:
Thermostat (Normally Closed):Commonly used to connect heaters and disconnect the circuit when the temperature reaches the set value.
KTS 011:
Thermostat (Normally Open):Commonly used to monitor filter fans, heat exchangers, or close circuit output signals when the temperature exceeds the set value.

- Small and compact
- Long electrical life
- Easy to install with 35mm DIN rail
- High switching performance
- Convenient wiring and simple setup,
- Small size

KTO 011 KTS 011

IP20 CE -20 +80 ℃

SPECIFICATION

Temperature range	0~60℃
KTO 011 NC (Normally Closed)	When the temperature reaches the set value, it acts to disconnect the circuit
KTS 011 NO (Normally Open)	When the temperature exceeds the set value, it acts to close the circuit
Switching temperature difference	7k (± 4k tolerance)
Sensing element	Bimetallic temperature sensing material
Contactor type	Jump type contact
Contactor resistance	<10mΩ(with connecting wire)
Usage period	>100000 cycles
Maximum switching load	250vac, 10 (2) a, 120vac, 15 (2) a, 30wdc at 24vdc to 72vdc
Connection method	2 extreme sub-stage, the maximum clamping torque is 0.5nm: steel wire 2.5mm², Steel strand wire (wire end with iron bag)1.5mm²
Shell	UL94V-0 plastic, light gray
Install	Installation of 35mm din rail
Size	65x33x39mm
Weight	40g

Setting Range	Art.No.contact breaker(NC)	Art.No.contact breaker(NO)
0~60°C	KTO 011	KTS 011

Connection Example

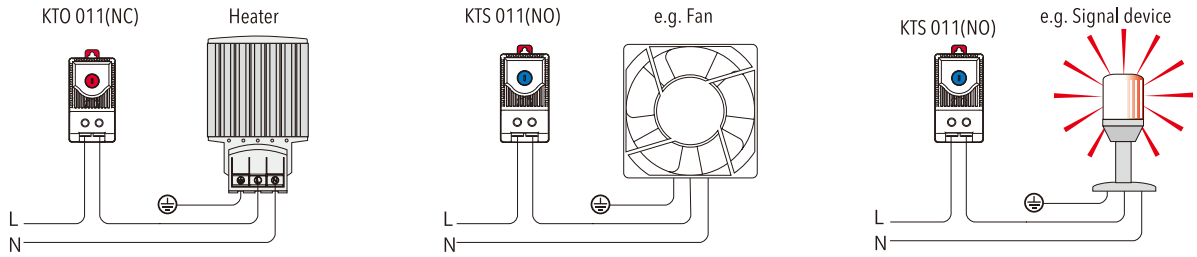

DIMENSION (mm)

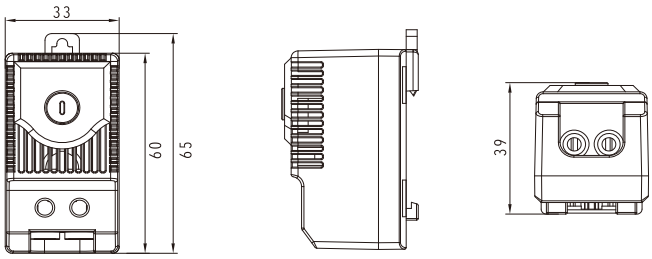

WIRING DIAGRAM

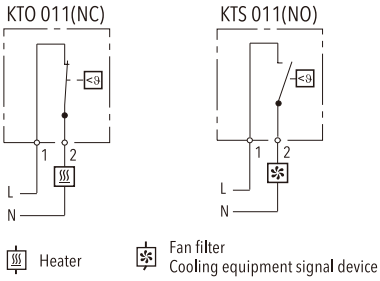

A temperature controller with two temperature settings

· **Normally open contact:** commonly used to monitor filter fans, heat exchangers, or close circuit output signals when the temperature exceeds the set value.

· **Normally closed contact:** commonly used to connect heaters and disconnect the circuit when the temperature reaches the set value.
The heater and refrigeration equipment can be independently switched to avoid temperature deviation caused by traditional switching.

- Wide setting range
- NO and NC integrated together
- Bimetallic temperature sensing material
- Easy to install with 35mm DIN rail
- High switching performance
- Independent temperature setting

IP20 CE -20 +80 ℃

SPECIFICATION

Temperature range	0~60℃
Switching temperature difference	7K (± 4K tolerance)
Sensing element	Bimetallic temperature sensing material
Contactor type	Jump type contact
Contactor resistance	<10m Ω (with connecting wire)
Usage period	>100000 cycles
Maximum switching load	250VAC, 10 (2) A, 120VAC, 15 (2) A, 30WDC at 24VDC to 72VDC
Connection method	2 Extreme sub-stage, the maximum clamping torque is 0.5Nm: steel wire 2.5mm²,
	steel strand wire (wire end with iron bag)1.5mm²
Shell	UL94 V-0 plastic, light gray
Install	Installation of 35mm DIN rail
Size	67x50x46mm
Weight	40g

Setting Range	Art.No.contact breaker(NC+NO)
0~60°C	ZR 011

DIMENSION (mm)

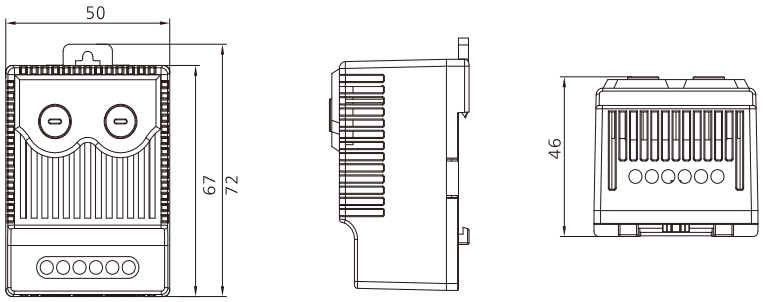

WIRING DIAGRAM

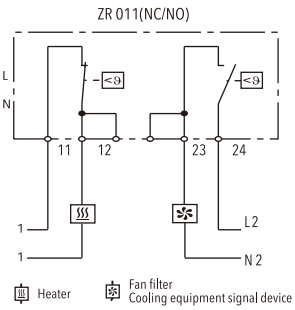

JWT6011 (Electronic) THERMOSTAT ELECTHONIC DUAL

LINKWELL® ELECTRIC

Especially suitable for controlling filter fans, heaters, and heat exchangers,
As a signal generator, this temperature regulator is also suitable for monitoring the internal temperature of the control cabinet.

- Small and compact
- Convenient wiring, terminal wiring method
- Dynamic heating, high temperature limitation
- Easy to install with 35mm DIN rail
- Wide voltage range
- Long service life

Performance

Bi-metal controller as a temperature sensitive element with thermal feedback
Contact population: Single-pole change-over contact as a quick-break contact
Voltage scope is wide, any type could be used from 24- 230 V
Time-saving connection terminal block could be installed screw from outside
Easy installation, could be installed to 35mm din rail vertically or horizontallyaccording to EN50 022it could be clipped to TS/35 cabinet profile with itsaccessory adapter.

IP20 CE -5 +60 °C

SPECIFICATION

Temperature measurement range	5~60℃	
Rated working voltage	230/115/60/48/24V(AC) 60/48/24V(DC)	
Temperature sensing element	Bimetallic temperature sensing material	
Size	71x71x33.5mm	
Weight	About 105g	
Switch difference	Approximately 1K ± 0.8K	
Permissible contact load	KI.5-3 (heating)	KI.5-4 (cooling)
(1))=inductive load	Communication 10 (4) 1) A,	Communication 5 (4) 1) A,
At cos φ= at 0.6 hours	DC=30W	DC=30W

TERMINAL NUMBER

48V/60V N	24V N	⩾	✱	(1)L	(L2*)250V N	115V N
1	2	3	4	5	6	7

DIMENSION (mm)

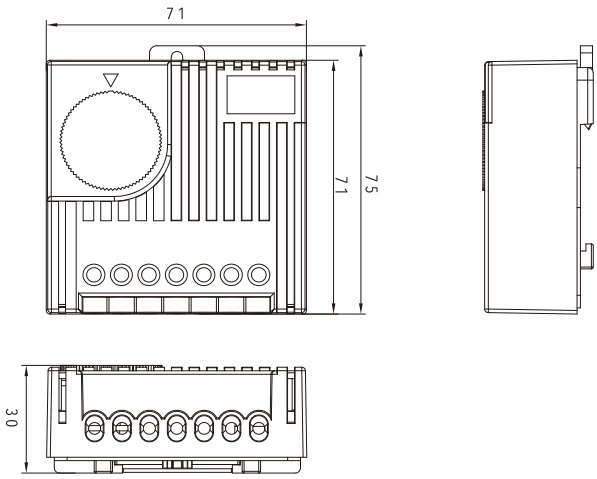

WIRING DIAGRAM

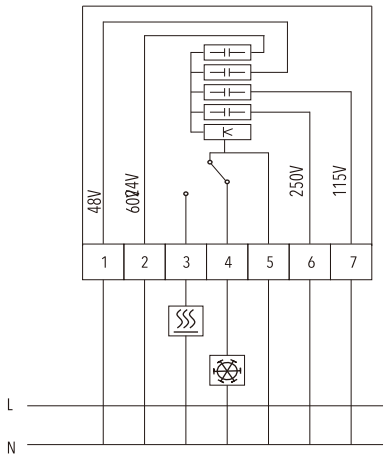

THERMOSTAT ELECTHONIC DUAL

THR011



IP20 CE -20 +80 ℃

SPECIFICATION

Temperature range	0~60℃
Switching Temperature Difference	7k (+4k tolerance)
Sensing Element	Electronic components
Contactor Type	Switching contactor (relay)
Contactor Resistance	<10m (with connecting wire)
Service Life	>100000 cycles
Maximum Switching Load	250v ac10 (2) a120v ac, 15 (2) a30w
Connection Method	4-pole terminal post, maximum clamping torque 0.5Nm: 2.5mm² steel wire,
	multi-stranded glued wire (wired) 1.5mm²
Shell	UL94V-0 plastic, light gray,
Install	Installation of 35mm din rail
Size	72x58x32mm
Weight	65g
Protection Level	IP20
Lcd Display	It can display the set temperature and the change of ambient temperature in the cabinet at all times

DIMENSION (mm)

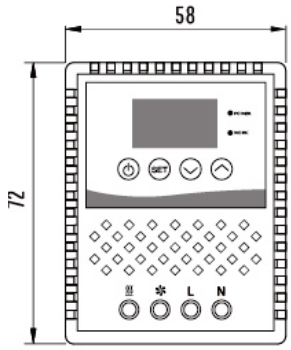

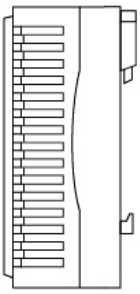

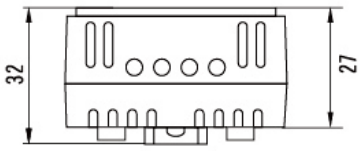

KTC3150 THERMOSTAT DUAL

The KTC3150 temperature controller is used to control heaters, fan filters, heat exchangers, etc.

- Compact and compact
- SLong electrical life
- Easy to install with 35mm DIN rail
- Jump type metal temperature sensing contact
- Convenient wiring and simple setup,
- Wide setting range

Performance

Bi-metal controller as a temperature sensitive element with thermal feedback
Contact population: Single-pole change-over contact as a quick-break contact
Voltage scope is wide, any type could be used from 24- 230 V
Time-saving connection terminal block could be installed screw from outside
Easy installation, could be installed to 35mm din rail vertically or horizontallyaccording to EN50 022it could be clipped to TS/35 cabinet profile with itsaccessory adapter.

IP20 CE -20 +80 °C

SPECIFICATION

Storage temperature	-20~80℃
voltage	100-250V AC
Heating (Normally Open)	10A (2) DC 30W
Cooling (Normally Closed)	5A (2) DC 30W
Connection method	4-pole terminal block, 2.5mm²
Sensing element	Bimetallic temperature sensing material
Service life	>100000 cycles
Temperature control range	0~+60°C
Shell	Light gray plastic, symbol UL 94 V-0 standard
Size	37x64x46mm
Weight	About 60g



DIMENSION (mm)

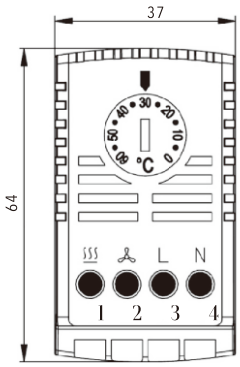

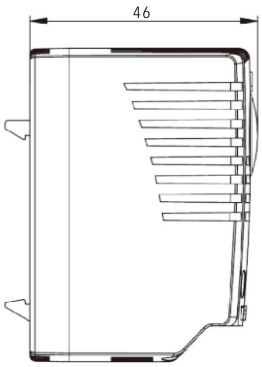

WIRING DIAGRAM

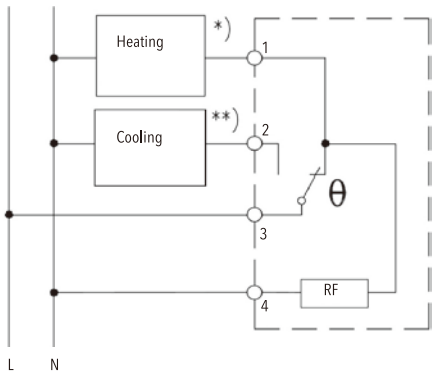

THERMOSTAT DUAL MTC series

· Slim and compact mechanical temperature regulator
· Two-way control transfer contact
· Built-in conversion temperature difference compensation element, can be selected according to the control needs;

- High capacity
- Wide range
- Long-life
- 35mm din rail mounting

SPECIFICATION

Model	MTC-40-1K	MTC-60-1K	MTC-80-1K
Temperature setting range	-20°C~+40°C	0~+60°C	+20°C~+80°C
Conversion temperature difference	1K/3K		
Temperature sensor	Hot bimetal sheet		
Contact form	Bidirectional control transient SPDT one open one close transfer contact		
Contact resistance	<50mQ		
Electrical life	> 100,000 times		
Load capacity	10(2)A 250VAC,15(2)A 120VAC,30W DC24V~72V		
terminal	Suitable for hard single-strand wire 2.5mm², multi-strand flexible wire 1.5mm²(using the bundle end)		
Installation mode	35mm DIN guide EN60715		
Shell material	Engineering plastic ABS gray, in line with UL94-VO flame retardant rating		
Overall dimension	40xW53xH60mm		
Ambient humidity	<90%RH(no condensation, no icing)		
Class of protection	IP20		
Weight	About 40g		

IP20 CE -45 +80 °C

DIMENSION (mm)

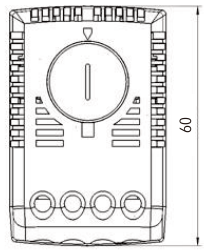

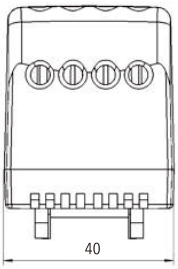

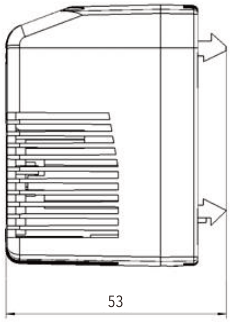

WIRING DIAGRAM

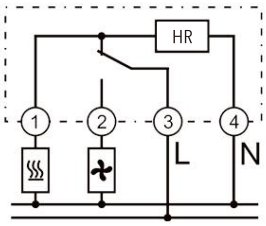

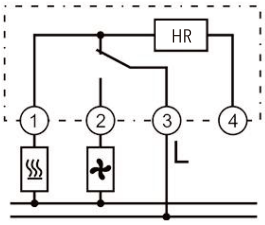

Heater Fan filter
Cooling equipment signal device

MFR012 (Electronic) HYGROSTAT

LINKWELL® ELECTRIC

Controlling

Working principle: By adjusting the range knob, the working range of the humidifier is determined, and the humidity sensor detects itWhen the actual humidity value in the air is less than the set value, the output power is supplied. When the actual value is greater than the set valueWhen setting the value; Output power outage. To prevent the load from frequently turning on at the set point, this product increases by 5% to 10% Afterwards, work again.

Load selection: The product can choose different sizes and types of loads according to customer requirements.

- 35% to 95% adjustable relative humidity
- High switching performance
- Three contact conversion
- Easy to install with 35mm DIN rail
- Long service life

SPECIFICATION

IP20 CE -20 +80 °C

Switching error	4% relative humidity (± 3% tolerance)
Relative humidity range	35%~95%
Allowable wind speed	15m/sec
Contactor type	Conversion contact
Contactor resistance	＜10mΩ
Service life	＞50000 cycles
Minimum switching capacity	20V AC/DC 100mA
Maximum switching load	250V AC, 5 (1) A, DC 20W
Connection method	3-pole wiring terminal, maximum clamping torque 0.5Nm: 2.5mm² for steel wire,
	1.5mm² for multi-stranded glued wire (end)
Shell	UL94 V-0 plastic, light gray,
Install	Installation of 35mm DIN rail
Size	67x50x38mm
Weight	60g
Protection level	IP20

Model	Set Range
MFR 012	35~95% RH



CONNECTION EXAMPLE

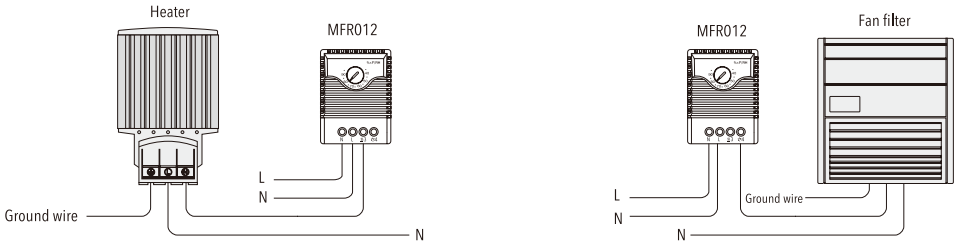

DIMENSION (mm)

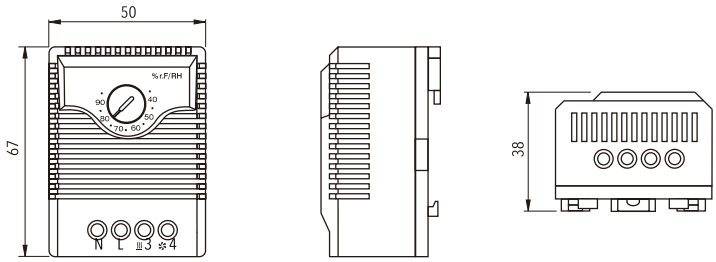

WIRING DIAGRAM

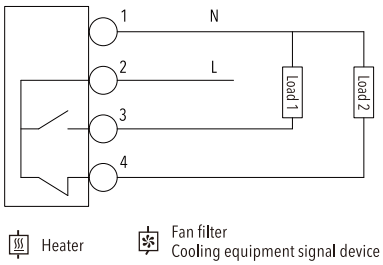

The humidistat MFR 012-2 is designed to control the heater in the switch box, which is wet when the humidity exceeds 65%Gas will be expelled, and this method can effectively prevent water droplets and rust.

- Adjustable relative humidity
- Transition contact
- High conversion capacity
- Easy access
- Rail clamp
- Long service life

SPECIFICATION

IP20 CE -20 +80 °C

Switching error	4% relative humidity (± 3% tolerance)
Relative humidity range	35%~95%
Allowable wind speed	15m/sec
Contactor type	Conversion contact
Contactor resistance	＜10m Ω
Service life	＞50000 cycles
Minimum switching capacity	20V AC/DC 100mA
Maximum switching load	250V AC, 5 (1) A, DC 20W
Connection method	Screw terminal
Shell	UL94 V-0 plastic, light gray,
Install	Installation of 35mm DIN rail
Size	67x50x38mm
Weight	60g
Operating/storage temperature	0~+60°C (+32~+140 ° F)/-20~+80°C (-4~+176 ° F)
Protection level	IP20

Model	Set Range
MFR 012-2	35~95% RH

CONNECTION EXAMPLE

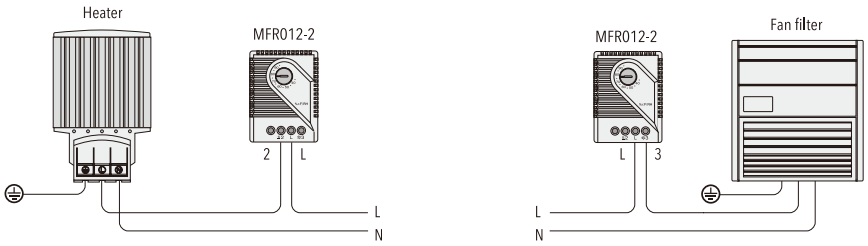

DIMENSION (mm)

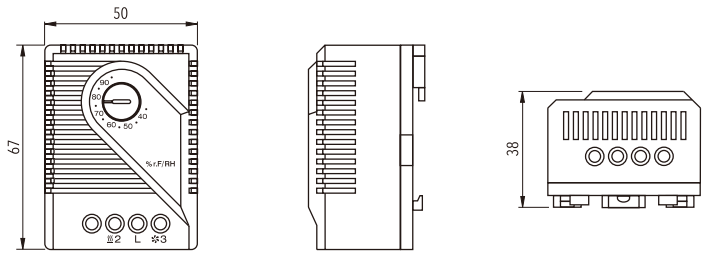

WIRING DIAGRAM

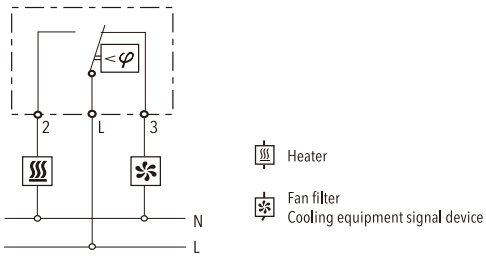

EFR012

HYGROSTAT ELECTRONIC

LINKWELL® ELECTRIC

The electronic humidity controller can sense the relative humidity inside the electrical box and turn on the heater at the set point to prevent the formation of water droplets inside the box. The LED screen at the adjustment knob will light up when the heater is working.

- Adjustable and preset relative humidity
- Optional working display (LED)
- High switching performance
- Easy to install with 35mm DIN rail
- Temperature compensation
- Long service life

IP20 CE -20 +70 °C

SPECIFICATION

Switch differences	5% relative humidity (± 1% tolerance) at 25 ℃/77 ° F (50% relative humidity)
Reaction time	About 5 seconds
Contact method	Switching contact (relay)
Service life	>50000 cycles
Maximum switching capacity (relay output)	240VAC, 8 (1.6) A: 120V AC, 8 (1.6) A: 24V DC, 4A
Electromagnetic compatibility	Complies with EU standards EN 55014-1-2, EN 61000-3-2, EN 61000-3-3
Optical indicator	LED
Connection method	Screw terminal
Install	35mm DIN rail clamp (EN50022)
Shell	UL94 V-0 light gray plastic
Weight	About 70g
Fixed position	Vertical installation
Applicable temperature	0~+60°C (+32~+140 ° F)/-20~+70°C (-4~+158 ° F)
Protection level	IP20

Model	Working voltage	Setting Range
01245.0-00	230v ac, 50/60hz	40 ~ 90% RH
01246.9-00	120v ac, 50/60hz	40 ~ 90% RH

CONNECTION EXAMPLE

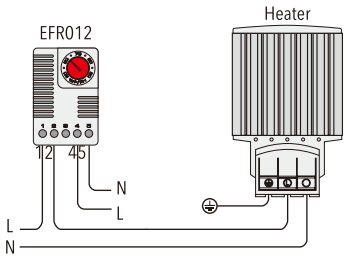

WIRING DIAGRAM

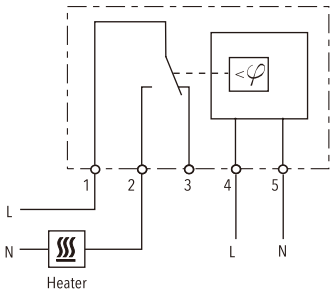

DIMENSION (mm)

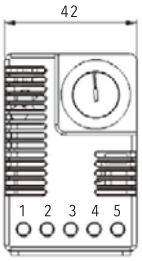

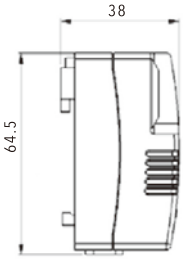

HYGROSTAT ELECTRONIC ETR011

Used to control heating and cooling equipment, filter fans, or signal devices. During operation, the LED screen willOn (e.g. heater working).

- Adjustable and preset relative humidity
- Optional working display (LED)
- High switching performance
- Easy to install with 35mm DIN rail
- Temperature compensation
- Long service life

SPECIFICATION

IP20 CE -40 +85 ℃

Switch differences	5% relative humidity (± 1% tolerance) at 25 ℃/77 ° F (50% relative humidity)
Sensor element	NTC
Reaction time	5 seconds
Contact method	Conversion contact (relay)
Service life	>50000 cycles
Maximum switching capacity (relay output)	240V AC, 8 (1.6) A 120V AC, 8 (1.6) A ` 100WDC at 24V DC
Maximum inrush current	16A AC in 10 seconds
Optical indicator	LED
Connection method	Screw terminal
Install	35mm DIN rail clamp, compliant with EU EN60715 standard
Shell	Light gray plastic, symbol UL 94 V-0 standard
Size	64.5x42x38mm
Weight	About 70g
Installation position	Vertical
Operating/Storage Temperature	-40~+85°C (-40~+185°F)
Operating/Storage Humidity	Maximum humidity 90% (non condensing)

Model	Working voltage	Setting Range
01131.0-00	230V AC, 50/60Hz	-20~60°C

CONNECTION EXAMPLE

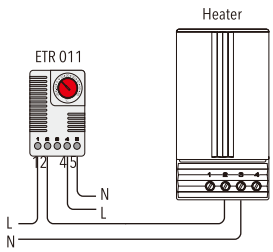

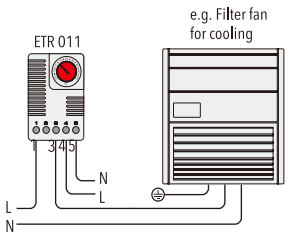

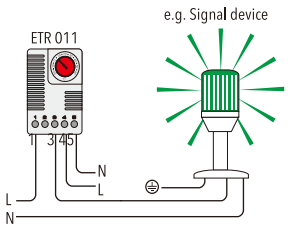

DIMENSION (mm)

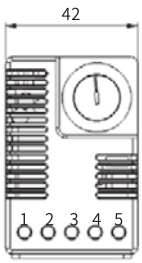

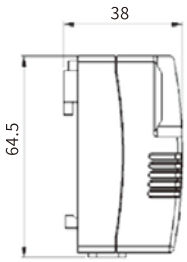

WIRING DIAGRAM

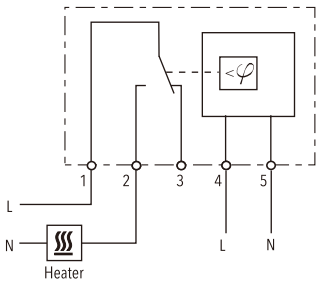

KTOMF012/KTSMF012 HYGROTHERMOSTAT ELECTRONIC

LINKWELL® ELECTRIC

KTOMF012 humidity controller+temperature controller (heating)
KTSMF012 humidity controller+temperature controller (refrigeration)

- Integrated temperature and humidity control
- With work indicator light
- Miniaturization suitable for various applications
- Stable and reliable long-term work
- Easy to install with 35mm DIN rail
- ROHS compliant

Advantage
· Integrated temperature and humidity control, with AC input and output for easy use
· Equipped with a work indicator light for easy identification of whether it is working properly
· Miniaturization suitable for various applications
· Stable and reliable long-term work
· Complies with ROHS standards

Performance:
· Temperature control: Reach the set temperature point automatic power off, ±1~3°C
· Humidity control: Reach the set humidity point automatic power off, 5%-10%RH return difference value·
· Power supply: AC220V (other voltage optional)
· Power consumption: about MAX 46mA
· Working range: temperature -10~+50°C; Humidity 40-90%RH
· Storage conditions: temperature -20~+60°C; Humidity 20-95%RH
· Temperature sensitive element: bimetal sensor
· Temperature sensitive element: bimetal sensor

IP20 CE RoHS COMPLIANT -20 +80 °C



SPECIFICATION

Switching temperature error	7k(±4k)
Switching humidity error	4% relative humidity, ±3% error
Temperature control sensor	Bimetallic temperature sensitive material
Relative humidity range	35% - 95%.
Temperature controlled contact form	Jump contact point
Humidity contact form	Transfer contact
Service life	750,000 cycles
Minimum switching capacity	20VAC/DC 100m A
Maximum switching capacity	250VAC 5(1)A DC30W
Electrical connection	Screw terminal
Install	35mm DN guide rail installation
Shell	Flame retardant UL94V-0 plastic, light gray RAL7035
Dimension	70 x 63 x 40mm
Weight	90g
Fixed position	Above cabinet
Operating temperature	0~+60°C(+32-+140F)
Storage temperature	-20~+80°C(-4-+176F)
Class of protection	IP20

DIMENSION (mm)

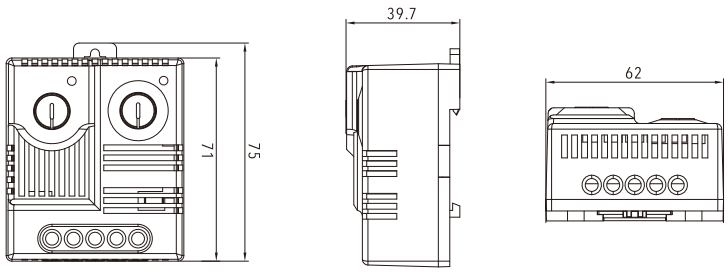

WIRING DIAGRAM

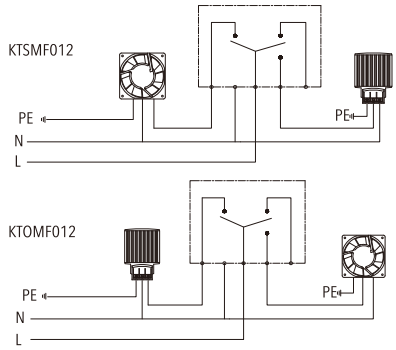

HYGROTHERMOSTAT BIMETALLIC ETF012

Performance:
The electronic humidity controller can sense the temperature and relative humidity inside the electrical box and turn on the heater at the set point(or replace with a fan) to prevent the generation of water droplets inside the box, and adjust the LED at the knob when the connecting device is workingThe screen will light up.

- Emperature and humidity adjustable
- Optical operating display (led)
- High switching capacity
- Easy to install with 35mm DIN rail
- High switching capacity
- Long service life

SPECIFICATION

IP20 CE -20 +80 °C

Switching differences (temperature)	2K (±1% tolerance) at 25℃/77°F (50% relative humidity)
Switching differences (humidity)	4% relative humidity (±1% tolerance) at 25°C/77°F (50% relative humidity)
Reaction time (humidity)	About 5 seconds
Contact method	Switching contact (relay)
Contact impedance	<10m Ω
Service life	NC:>50000 cycles NO:>100000 cycles
Maximum switching capacity (relay output)	NC: 240V AC, 6 (1) A NO: 240V AC, 8 (1.6) A, NC: 120V AC, 6 (1) A NO: 120V AC, 8 (1.6) A 24V DC, 4A
Electromagnetic compatibility	Acc.to EN 55014-1-2, EN 61000-3-2, EN 61000-3-3
Optical indicator	LED
Connection method	5-pole terminal
Install	35mm DIN rail clamp (EN50022)
Shell	UL94 V-0 light gray plastic
Size	77x60x43mm
Weight	About 0.20kg
Applicable temperature	0~+60°C (+32~+140°F)/-20~+80°C (-4~+176°F)
Protection level	IP20

Model	Working voltage	Setting temperature	Setting Range
01230.0-00	230V AC, 50/60Hz	0~60 °C	50 ~ 90% RH
01230.9-01	120V AC, 50/60Hz	0~60 °C	50 ~90% RH

CONNECTION EXAMPLE

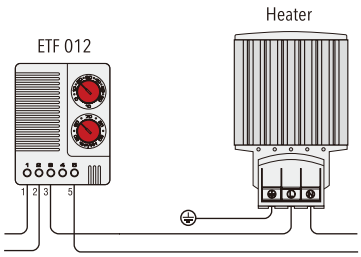

WIRING DIAGRAM

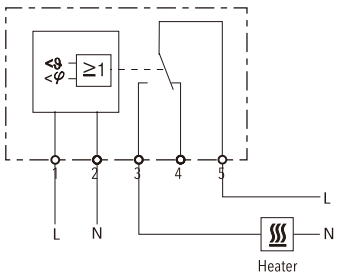

DIMENSION (mm)

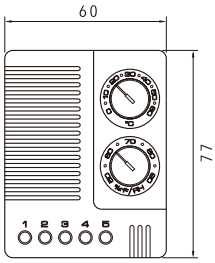

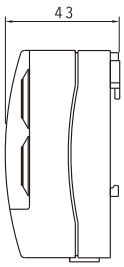

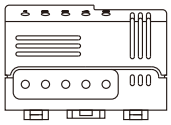

KTH082(E) HYGROTHERMOSTAT

Exteral senser

Overview

The product adopts MCU control system, respectively real-time temperature and humidity detection, and achieve real-time control, in order to ensureVerify that the temperature and humidity in the environment are in an appropriate range.Intelligent communication function, the temperature and humidity measurement value through the microprocessor 485 signal directly transmitted to the background computer, the userYou can observe the environment of the remote control cabinet in real time.



(Figure A)

1.Function description

The temperature and humidity values are displayed on a high definition LCD screen.Displaying diagram as below,I.E.(Figure A):

- Displaying humidity measurement by 2digits,i.e:60%RH
- Displaying humidity set value: In the set state,500ms/time,humidity set value is blinking,i.e: 40%RH
- Displaying temperature measurement value by 2 digits,i.e.:25°C
- Displaying temperature set value:In set state,500ms/time,temperature set value is blinking: i.e.:25°C
- Dehumidifying mode indication, i.e.(Figure B): When the equipment is in dehumidifying mode, it display the status by the dynamic fan
- Heating mode indication,i.e.(Figure C):when the equipment is in heating mode ,it display the status by heating signal

(Figure B)

(Figure C)

(Figure D)

SPECIFICATION

Supply voltage	AC220V ± 10%, other voltages can be customized
Humidity measurement range	20-90% RH (without condensation)
Humidity measurement accuracy	± 5% RH (tested at 25°C)
Temperature measurement range	-20~80°C
Temperature measurement accuracy	± 1°C (tested at 25°C)
Humidity setting range	20-80% RH
Product Work Environment	Temperature -20~60°C, humidity 10~95% RH (no condensation)
Product storage environment	Temperature -10~40°C, humidity 10~90% RH (no condensation)
Humidification load size	Pure resistance load AC250V/10A, DC30V/5A
Power down memory	In the event of a power outage, the product's set parameters are automatically memorized.



(Figure 1)

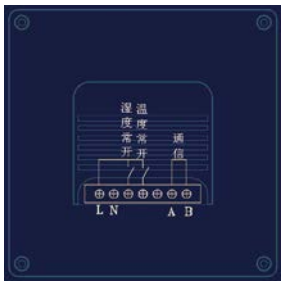

(Figure 2)

(Figure 3)

1.2 Keys, as shown in Figure D

• "POWER" key: Press this key to switch the machine cycle.

• "SET" key: under the boot state, press the key, the product is in the humidity or temperature parameter setting State, when the humidity (or temperature) display digital tube flashes. No key pressed, 10 seconds later sinceMove out of setting state, display the current humidity measurement value.

• "Plus" key: in the setting state, press the key, according to each press, set value plus one, wetThe maximum set value of degree is 80%, and the maximum set value of temperature is 60

• No key pressed, 10 seconds later sinceMove to exit the setting state.

• "Minus" key: in the setting state, press the key, according to each press, set value minus one, wetThe minimum set value of degree is 10%, and the minimum set value of temperature is 5

• No key pressed, 10 seconds later sinceMove to exit the setting state.

2. Control the output

2.1Humidity control outputwhen the humidity measurement value is greater than the humidity set value, the output relay is closed and the dehumidification work beginswhen, the running indicator - fan rotation; when The humidity measurement value is less than (set value -5), stopdehumidify, and the running indicator is off. Humidity return difference is 5%rh to prevent load from opening frequently at zero cut-off point. Affect the service Life. During the initial power-on, the output delay is 3 seconds, that is, after 3 seconds, the output is wet after the Degree condition, the control dehumidification relay starts to operate and the display starts to run.

2.2 Temperature control outputwhen the temperature measurement value is less than the humidity set value, the output relay closes and starts heating (dehumidification).work, at this time, the running indicator -- heating wire display; when the temperature measurement is greater than (set value+2), stop heating, and the running Indicator is off. The temperature return difference is 2 to prevent the load at zero boundarypoints open frequently, Affecting the service life. During the initial power-on, the output delay is 3 seconds, that is, 3 secondsseconds later, When the humidity condition is satisfied, the control heating relay starts to operate and the display starts to run.

2.3 Power failure memoryto ensure that user parameter settings remain unchanged after power failure, memory protection power is addedyes.2.4 communication partthis product adopts 485 communication mode, temperature, humidity and running status parameters are uploaded to the remote calculation on board.

3. Overall dimensions and wiring drawings, as shown in Figure 1.

KTH082 remote intelligent monitor for temperature and humiditywww.cnlinkwell.com

3.1 The installation mode of this product is embedded, and the opening size is 82.5*82.5(unit: mm).

3.2 Schematic diagram of wiring terminals on the back of controller, as shown in Figure 2

(1) AC220V/50Hz: Connect terminals L and N;

(2) Load terminal: normally open point heater, normally closed point fan;

(3)485 communication terminal: Connect A and B.

4.USB converter connection, as shown in Figure 3.

4.1 USB on the left: Connect it directly to the USB port of the computer. Install the USB driver before the connection A program;

4.2 RS485 on the right: Directly connect to controller A and B.

Temperature and humidity remote monitoring and display system

Cabinet No	Measurement temperature	Measurement humidity	Running state
1#	25°C	60% RH	Runnimg
2#	25°C	60% RH	Stop
3#	25°C	60% RH	Runnimg
4#	25°C	60% RH	Stop
5#	25°C	60% RH	Stop

HG140 series PTC HEATER

Performance:
These heaters are used in enclosures where damage from condensation must be prevented orwhere the temperature may not fall below a minimum value. The aluminium profile heater bodydesign has a chimney effect and distributes the heat evenly. The pressure clamp connectorssave time and simplify installation.

- Pressure clamp connectors
- Dynamic heating up
- Wide voltage range
- Temperature limiting
- Energy saving
- Clip fixing,Quick installation

HG140-15W

HG140-150W

SPECIFICATION

Operating voltage	110-250V AC/DC
Thermal element	PTC, self-adjusting and temperature limiting
Material	Tensile aluminum
Electrical connection	3-position crimping terminal, Standard wire, 0.5-2.5mm²
Connection mode	UL94 V-0, black plastic
Install	Vertical
Operating/storage temperature	-45 ~ + 70°C
Protection	IP20
Certificate	CE

Operating voltage below 140V AC/DC will reduce the heat output by about 10%

Model	Heat output (W)20°C ambient temperature	Maximum allowable current (A)	L(mm)	Weight (kg)
HG140-15W	15W	1.5	70	0.25
HG140-30W	30W	2.5	70	0.25
HG140-45W	45W	3.0	70	0.25
HG140-60W	60W	3.5	70	0.25
HG140-75W	75W	4.0	70	0.25
HG140-100W	100W	4.5	140	0.40
HG140-150W	150W	9.0	140	0.40

IP20 CE -45 +70 °C

Heater burn protective cover (optional)

(15W-75W) Universal



(100W-150W) Universal

DIMENSION (mm)

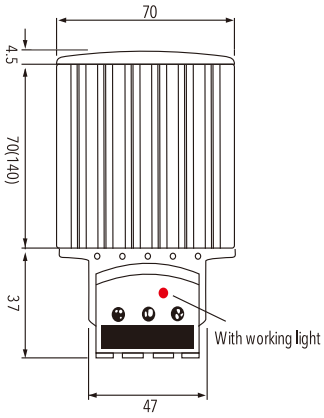

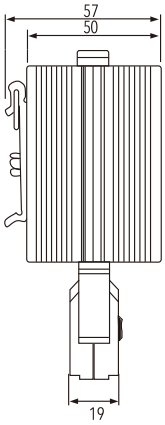

WIRING DIAGRAM

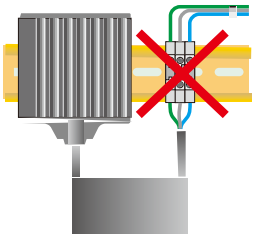

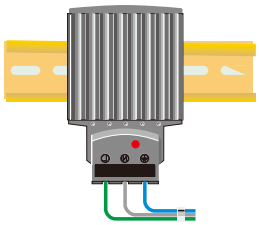

Performance:
These heaters are used in enclosures where damage from condensation must be prevented orwhere the temperature may not fall below a minimum value. The aluminium profile heater bodydesign has a chimney effect and distributes the heat evenly. The pressure clamp connectorssave time and simplify installation.

- Screw terminal connector
- Dynamic heating up
- Wide voltage range
- Temperature limiting
- With indicator showing on/off
- Energy saving
- Clip fixing
- Quick installation

LK 140-15W

LK 140-150W

SPECIFICATION

Operating voltage	110-250V AC/DC
Thermal element	Ptc, self-adjusting and temperature limiting
Material	Tensile aluminum
Electrical connection	3-position crimping terminal, standard wire, 0.5-2.5mm 2
Connection mode	UL94 V-0, black plastic
Install	Vertical
Operating/storage temperature	- 45 ~ + 70°C
Protection	IP20
Certificate	CE

IP20 CE -20 +70 °C

Heater burn protective cover (optional)

(15W-75W) Universal

(100W-150W) Universal

Operating voltage below 140V AC/DC will reduce the heat output by about 10%

Model	Heat output (W)20°C ambient temperature	Maximum allowable current (A)	L(mm)	Weight (kg)
LK140-15W	15W	1.5	70	0.25
LK140-30W	30W	2.5	70	0.25
LK140-45W	45W	3.0	70	0.25
LK140-60W	60W	3.5	70	0.25
LK140-75W	75W	4.0	70	0.25
LK140-100W	100W	4.5	140	0.40
LK140-150W	150W	9.0	140	0.40

DIMENSION (mm)

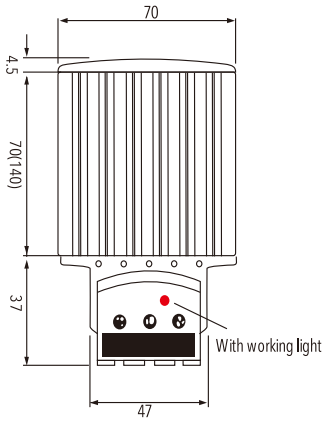



WIRING DIAGRAM

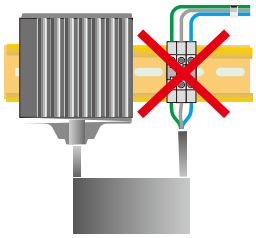

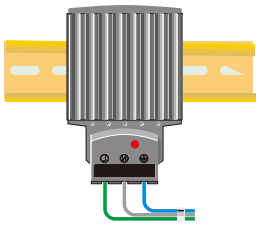

Performance:

· Adopt ceramic semiconductor PTC heating element;
· Aluminum alloy heat sink with high thermal conductivity;
· Modular heaters specially designed to accommodate limited installation space,
· 49/70/100mm three widths, uniform thickness, length can be customized;
· Customizable power and table temperature;
· Standard configuration of high temperature resistant silicone cable length 2 meters;
· Each face is designed with a structure for installation
· 35mm DIN rail mounting;

- Wide voltage(18~36V/110~240V AC/DC)
- Dynamic temperature rise
- Constant surface temperature
- High thermal efficiency
- Long life
- High safety factor

SPECIFICATION

IP20 CE -45 +70 °C

Operating voltage	AC/DC 110~240V(Min. 110V , Max. 265V) AC/DC 18~36V(Min. 16V, Max. 40V)
Heating element	Ceramic semiconductor PTC
Heat sink material	Aluminium alloy
Connection mode	Standard configuration high temperature resistant silicone cable 2×0.5mm² length 2 meters
Installation mode	Surface screw mounting / 35mm DIN rail mounting (additional accessories)
Dielectric withstand voltage	1500VAC 50/60Hz time 1 minute
Insulation resistance	100MΩ @500VDC
Ambient humidity	≤90%RH
Ambient temperature	-45°C~+70°C(storage -45°C~+120°C) no condensation, no icing
Protection/safety level	IP20

Model	Rated voltage	Heat sink size	Length	Power	Weight
	VAC/DC	mm	mm	W	g
LKP805-2050	110~240	W49×H21	110	50	277
LKP805-4015	18~36				
LKP807-2075	110~240	W70×H20	130	90	375
LKP807-4075	18~36				
LKP807-2100	110~240	W70×H20	160	120	435
LKP807-4100	18~36				
LKP810-2120	110~240	W49×H20	160	150	585
LKP810-4120	18~36				
LKP810-2150	110~240	W49×H20	200	165	685
LKP810-4150	18~36				

DIMENSION (mm)

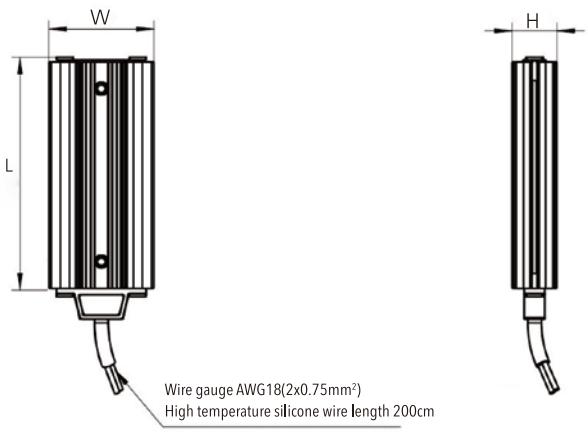

Performance:

· Adopt ceramic semiconductor PTC heating element;
· Aluminum alloy heat sink with high thermal conductivity;
· Ultra-thin, specially designed to fit in limited Spaces,
· Only 8.2mm thickness, 60/100mm two widths, length can be customized
· Customizable power and table temperature
· Wide operating voltage 18~36V/110~240V AC/DC universal
· Surface screw mounting

- Wide voltage(18~36V/110~240V AC/DC)
- Dynamic temperature rise
- Constant surface temperature
- High thermal efficiency
- Long life
- High safety factor

SPECIFICATION

IP20 CE -45 +70 °C

Operating voltage	AC/DC 110~240V (Min. 110V , Max. 265V) AC/DC 18~36V (Min. 16V, Max. 40V)
Heating element	Ceramic semiconductor PTC
Heat sink material	Aluminium alloy
Connection mode	Wire gauge AWG20(2×0.5mm²)High temperature resistant silicone wire length 300mm
Installation mode	Surface screw mounting / 35mm DIN rail mounting (additional accessories)
Dielectric withstand voltage	1500VAC 50/60Hz time 1 minute
Insulation resistance	100MΩ @500VDC
Ambient humidity	≤90%RH
Ambient temperature	-45°C~+70°C(storage -45°C~+120°C) no condensation, no icing
Protection/safety level	IP20

Model	Rated voltage	Power	Surface temperature	Heat sink size	Length	Weight
	V AC/DC	W	°C	mm	mm	g
LKP506-2008	110~240	8	55	W60×H8	100	90
LKP506-2017	110~240	17	90			
LKP506-2022	110~240	22	115			
LKP506-4005	18~36	5	45			
LKP506-4016	18~36	16	95			
LKP506-4038	18~36	38	175			
LKP510-2031	110~240	31	90	W100×H8	160	215
LKP510-2043	110~240	43	110			
LKP510-2055	110~240	55	135			
LKP510-4010	18~36	10	45			
LKP510-4029	18~36	29	85			
LKP510-4069	18~36	69	160			

DIMENSION (mm)

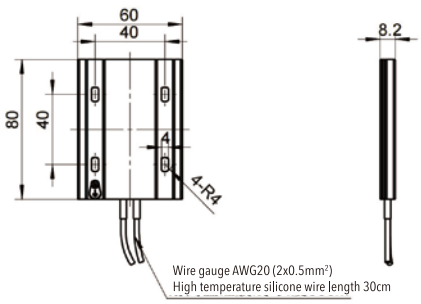

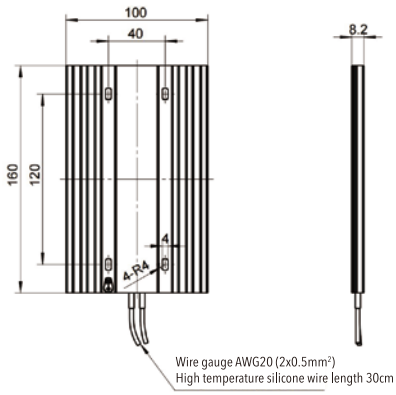

Performance:

· Adopt ceramic semiconductor PTC heating element
·Three operating modes of manual start and stop, high power and low power are realized through the transfer switch;In addition to the basic model with built-in AC axial fan, built-in - turbocharged EC variable frequency axial fan, ball bearing, large air volume and strong convection;
·Built-in overheating temperature limit protection;
·Upgrade to push-type tool-free quick terminal
· Standard 35mm DIN rail mounting/optional surface screw mounting (additional accessories);

- Dynamic temperature rise
- Constant surface temperature
- High thermal efficiency
- Long life
- High safety factor

IP20 CE -45 +70 °C

SPECIFICATION

Model	LKP029	LKP029-EC
Rated voltage	220~240VAC 50/60Hz	110~240V AC/DC (Min. 110V , Max. 265V)
Heating power	Low power: 250W;High power: 400W	Low power: 300W;High power: 500W
Fan	□80 x 38mm AC aluminum alloy axial fan Ball bearing, 2600RPM, air volume 26CFM, Power consumption 15W, ≤60dB-A	□80 x 38mm supercharged EC variable frequency axial fan Ball bearing, 4000RPM, air volume 55CFM, power Consumption ≤18W, ≤60dB-A
Weight	Ceramic semiconductor PTC	
Heating element	Flame retardant reinforced nylon PA66 UL94-V	
Shell material	120C: Automatically reset	
Installation mode	Standard 35mm DIN rail mounting/Surface screw mounting (accessories purchased separately)	
Dielectric withstand voltage	1500VAC 50/60Hz time 1 minute	
Insulation resistance	100MQ@500VDC	
Ambient humidity	<90%RH	
Ambient temperature	-40C~+70C(storage -40°C~+120°C) No condensation, no icing	
Overall dimension	W86XH113XL91mm	

DIMENSION (mm)

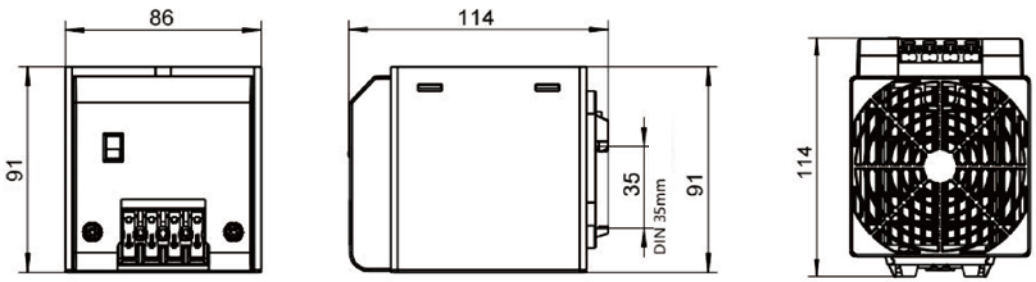

FAN HEATER LKHL120-75W

- Compact design
- Clip fixing
- Dynamic heating-up
- Over-heating cut-off
- Long service life
- Simple installation

IP20 CE -45 +70 °C

SPECIFICATION

Heating element	PTC Resistor
Input	AC220V 50/60Hz 75W
Dielectric strength	Input 1500V/0.5mA/5s
Safety protection	Fan over-heat cut-off
Axial Fan	13.8/17.4m3/h (50/60Hz)
Service Life	50000H at25°C
Heater	AC220V
Axial Fan	DC24V
Cable Holder (black)	UL94V-O plastic
Mounting	35mm DIN rail (vertical)
Operation Temperature	-45 to+ 70°C
Protection class	IP20

DIMENSION (mm)

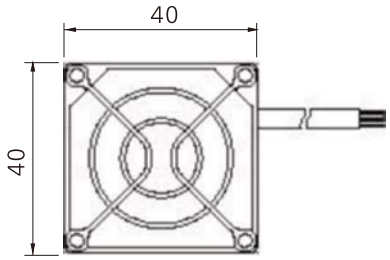

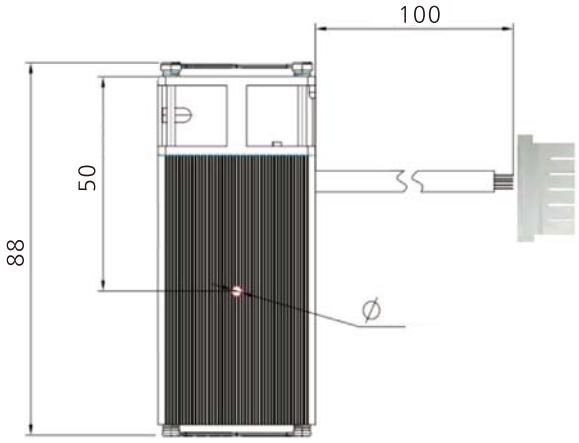

Performance:
Compact fan heater prevents formation of condensation. The integrated high performance axial fan provides forced air circulation and so guarantees an even temperature in enclosures. With internal terminal connector.

- Compact Design
- Clip fixing
- Long service life
- Maintenance free
- Temperature safety cut-out

LK046-200W LK046-250W LK046-400W

SPECIFICATION

Operating voltage	230V AC 50/60Hz
Heating element	PTC resistor, self regulating and temperature limiting
Temperature safety cut-out	To protect against overheating in case of fan failure
Heater body	Anodised extruded aluminium profile
Surface temperature	Max.75°C(400W)
Axial fan	Airflow,free flow AC:45m³/h50Hz or 54m3/h(60Hz) DC: 54m³/h
Mean life	50 000h at 25C
Connection	Internal connection terminal 1.5mm² with strain relief clamping torque 0.8Nm max.
Connection casing	Plastic according to UL94 V-0,black
Mounting	Clip for 35mm DIN rail, EN 50022
Fitting position	Vertical
Operating/Storage temperature	-45-+70°C(-49-+158°F)
Protection type/Protection class	IP20 /1(earthed)

IP20 CE -40 +70 °C

Model	Operating voltage	Heat production	Width/height/depth	Weight (kg)
HGL046-100W	230V AC, 50/60HZ	100W	85x130x85mm	0.77kg
HGL046-150W	230V AC, 50/60HZ	150W	85x130x85mm	0.77kg
HGL046-200W	230V AC, 50/60HZ	200W	85x130x85mm	0.77kg
HGL046-250W	230V AC, 50/60HZ	250W	85x183x85mm	1.10kg
HGL046-400W	230V AC, 50/60HZ	400W	85x216x85mm	1.40kg

DIMENSION (mm)

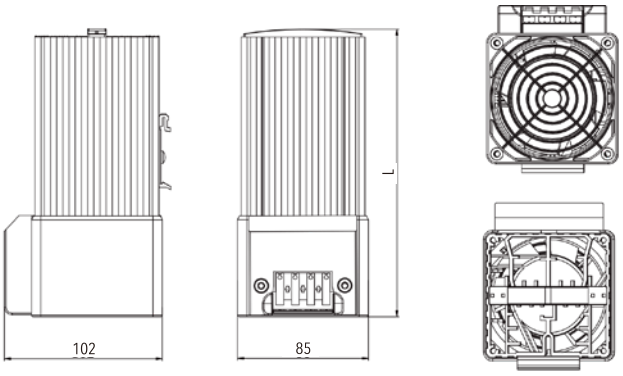

WIRING DIAGRAM

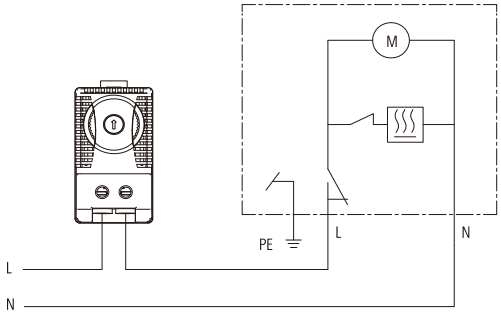

Performance:
Compact high-performance fan heater prevents formation of condensation and frost andprovides an evenly distributed interior air temperature in enclosures with electric/electroniccomponents.This fan heater is available without fan (HV 031) and with fan (HVL 031).

- Compact
- Flat design
- High air through-flow
- Clip fixing
- Temperature safety cut-out

HVL031-100W

HVL031-200W

SPECIFICATION

IP20 CE -45 +70 °C

HVL031/HV031	Heater without fan (fan mounting kie included) / Heater with fan
Heating element	High performance cartridge
Temperature safety cut-out	to protect against overheating in case of fan failure
Heater body	Die-cast aluminium(glass bead blasted)
Connection	3-pole screw connector 2.5mm^2,clamping toeque 0.8Nm max
Connection casing	Plastic according to UL94 V-O,BLACK
Mounting	Clip for 35mm DIN rail,EN50022
Fitting position	Horizontal
Operating/storage temperature	-45-+70°C(-49 - +158°F)
Protection type/Protection class	IP20/1(earthed)
HVL031	
Mean life	50,000h at 25°C/(77°F)
Connection(axial fan)	2-pole screw connector 2.5mm^2(L2/N2)

Art.no.HVL031 (with fan)	Art.no.HVL031 (with fan)	Heating wattage	Air flow rate	Size	Weight(kg)
230V AC,50/60Hz	120V AC,50/60Hz		Free Blow		
03102.0-00	03102.9-00	110W	35m^3/h	80X112X47mm	0.60kg
03103.0-00	03103.9-00	150W	35m^3/h	80X112X47mm	0.60kg
03113.0-00	03113.9-00	200W	108m^3/h	119X151X47mm	0.90kg
03114.0-00	03114.9-00	300W	108m^3/h	119X151X47mm	0.90kg
03115.0-00	03115.9-00	400W	108m^3/h	119X151X47mm	0.90kg

Art.no.HVL031 (with fan)	Art.no.HVL031 (with fan)	Heating wattage	Size	Weight(kg)
230V AC,50/60Hz	120V AC,50/60Hz			
03102.0-00	03102.9-00	110W	80X112X47mm	0.40kg
03103.0-00	03103.9-00	150W	80X112X47mm	0.40kg
03113.0-00	03113.9-00	200W	119X151X47mm	0.50kg
03114.0-00	03114.9-00	300W	119X151X47mm	0.50kg
03115.0-00	03115.9-00	400W	119X151X47mm	0.50kg

DIMENSION (mm)

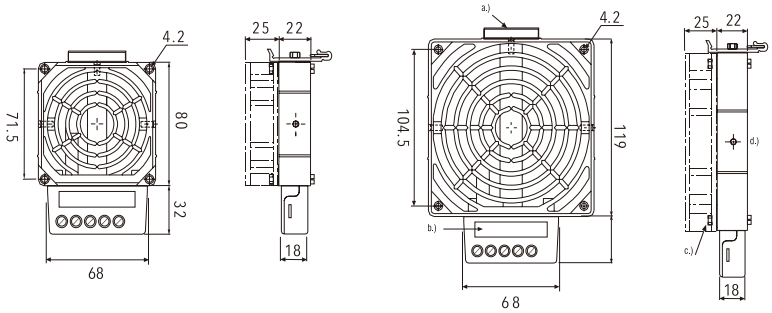

WIRING DIAGRAM

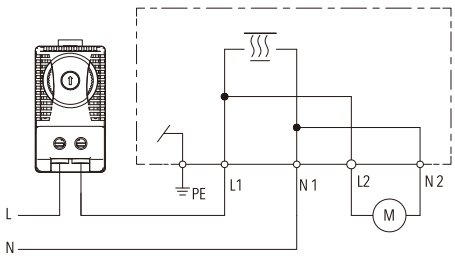

Performance:
Compact high-performance fan heater prevents formation of condensation and frost and provides an evenly distributed interior air temperature in enclosures with electric components.

- Compact design
- Clip fixing
- Long service life
- Maintenance free

IP20 CE -45 +70 °C

SPECIFICATION

Model	LK143			
Rated output voltage (+5/-10%) at 10°C	150W	300W	400W	500W
Input voltage	220-240V AC			
Flat ratio	50-60Hz			
Maximum surface temperature (ambient temperature 25°C)	74°C			
Link method (cage connection)	Screw Type			
Operating/storage temperature	-40~70°C(RH＜20%)			
Air flow rate (zero static pressure)	30m³/hr (18 CFM)			
Weight	300g			
Protection	IP20			
Mounting	DIN 35 Vertical			

DIMENSION (mm)

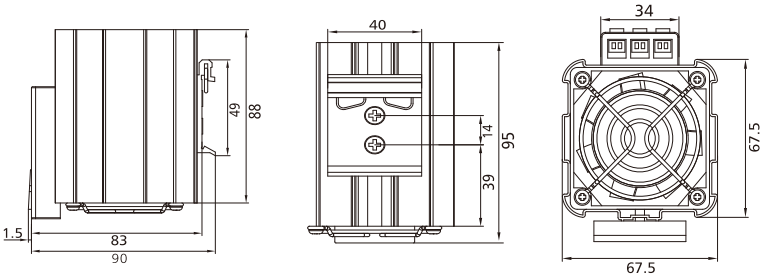

WIRING DIAGRAM

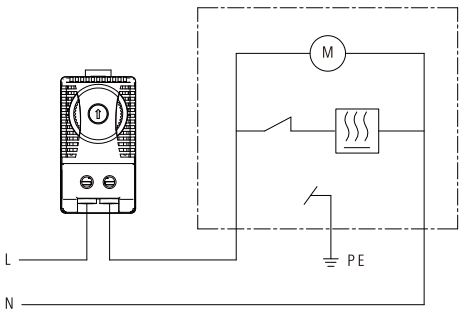

Performance:
Compact high-performance fan heater prevents formation of condensation and frost and provides an evenly distributed interior air temperature in enclosures with electric components.

- Switchable power levels
- Push-in terminal connection
- Compact design
- Clip fixing
- Long service life

IP20 CE -45 +70 ℃

SPECIFICATION

Model	LK145		
Power（switchable）	200/300W	200/400W	300/400W
Rated Voltage	230V AC		
Frequency	50/60 Hz		
Housing Material	Plastic UL94-V0		
Fan Air Flow	30 m³/h		
Connection	Push in terminal		
Working Tempreture	-40-70°C		
Protection	IP20		
Mounting	DIN 35 Vertical		

DIMENSION (mm)

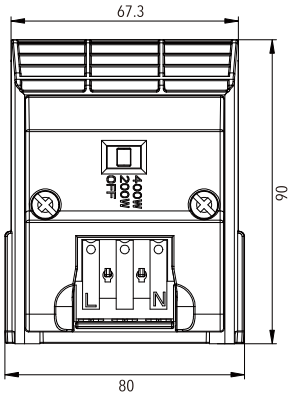

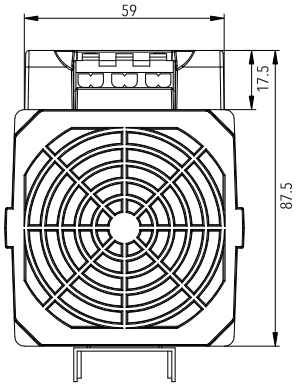

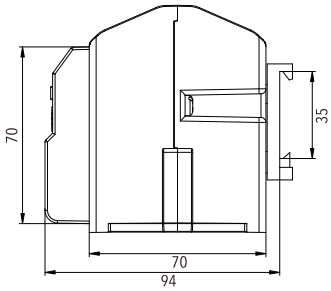

KHL120 series

FAN HEATER

Performance:
Compact fan heater prevents formation of condensa-tion.The intergrated high performance axial fan providesforced air circulation and so guarantees an even tempera-ture in enclosure.

- Compact design
- Long service life
- Maintenance free
- Built in high air flow axial fan
- PTC resistor, self regulating
- Guide rail installation, one card is closed

IP20 CE -45 +70 °C

SPECIFICATION

Feature	Unit	KHL120075.0-00	KHL120100.0-00	KHL120150.0-00	KHL120230.0-00	KHL120300.0-00
Heating capacity*	W	75	100	150	230	300
Voltage	V/Hz	110-250V AC/DC-Fan 24V AC/DC				
Maximum current	A	4	4	6	6	8
Heating element	-	PTC resistor, self regulating				
Radiator	-	Extruded aluminium profile, anodized				
	-	Ball bearing, service life 50000 h at 25°C (77°F)Fair flow rate 11m³/h, free flow				
Axial flow fan		Air flow rate 11m³/h, free flow				Air flow rate 33m³/h Free flow
Electrical connections	-	Silicone cable, 4x0.5m³, length 400mm				
Protection level iec	-	Class I				
Protection level en60529	-	IP20				
Operating temperature	°C (°F)	-20~+70 (-4~+158)				
Storage temperature	°C (°F)	-25~+70 (-13~+158)				
Card slot installation	-	Clip for mounting on DIN rail 35mm EN50022				
Installation position	-	Best performance in vertical installation				
Size hxwxd	mm	97x40x40	97x40x40	132x40x40	142x40x40	157x40x40
Cable length	mm	400	400	400	400	400
Weight (packaging)	kg	0.20(0.21)	0.20(0.21)	0.26(0.28)	0.28(0.30)	0.40(0.42)
Certificate	-	CE				

*Environmental temperature 20°C (68 °)

DIMENSION (mm)

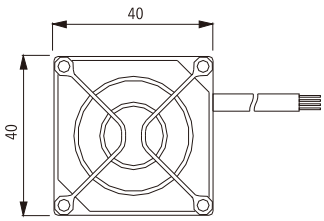

WIRING DIAGRAM

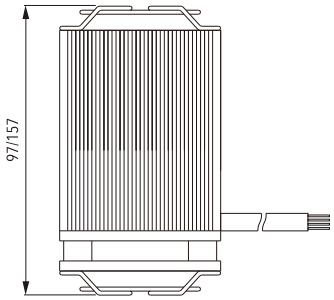

- Compact design
- Clip fixing
- Temperature safety cut-out
- Long service life
- Maintenance free

Performance

Compact fan heater prevents formation of condensation.Theintergrated high performance axial fan provides forced aircirculation and so guarantees an even temperature inenclosure.

IP20 CE -25 +70 °C

SPECIFICATION

Heating element	PTC
Temperature safety cut-out	To protect against overheating in case of fan failure
Heater body	Anodised extruded aluminium profile
Axial fan, ball bearing	Airflow,free flow,air volume:35m³/h, dc: 54m²/h, service life: 50000h at 25°C (77°F)
Connection	5-pole screw connector 2.5mm²
Mounting	Clip for 35mm din rail, en 50022
Fitting position	Vertical
Operating temperature	-25~+70°C (-13~+158°F)
Storage temperature	-25~+70°C (-13~+158°F)
Protection class	IP20 /1(earthed)

Model No.	Model No.	Heating capacity	Dimensions	Weight
230vac,50/60Hz	115vac,50/60Hz			
150.0-00	150.0-00	150W	108x116x127mm	0.6kg
200.0-00	200.0-00	200W	108x116x127mm	0.6kg
250.0-00	250.0-00	250W	108x116x127mm	0.6kg
300.0-00	300.0-00	300W	108x116x127mm	0.6kg
400.0-00	400.0-00	400W	108x116x127mm	0.6kg
650.0-00	650.0-00	650W	108x116x132mm	1.1kg
800.0-00	800.0-00	800W	168*132*146mm	1.5kg
1000.0-00	1000.0-00	1000W	168*132*146mm	1.5kg
1200.0-00	1200.0-00	1200W	168*132*146mm	1.5kg
1500.0-00	1500.0-00	1500W	168*132*146mm	1.5kg

DIMENSION (mm)

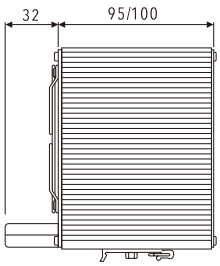

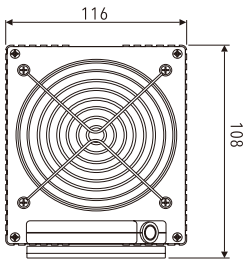

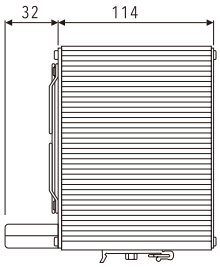

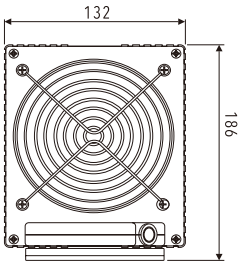

KHP300(B) FAN HEATER

LINKWELL® ELECTRIC

- Compact
- DesignClip fixing
- Temperature safety cut-out
- Long service life
- Maintenance free

IP20 CE -4 +70 °C

SPECIFICATION

Model No.	KHP300 With Fan
Heating element	PTC
Input voltage,frequency, power	AC 230V 50/60Hz 300-350W
Insulating property	2000V/0.5mA/5s
Surface Temperature	60°C (at 30°C room temperature)
Axial fan,ball bearing	Air flow: AC: 24m³/h (50Hz) or 31m³/h (60Hz)
RPM	2400
Heater body	Aluminium alloy castings+PPS profile
Cooling methoed	Natural cooling
Connection Casing	Plastic according to UL94V-0 ,black
Mounting	Clip for 35mm DIN rail,EN50022
Fitting position	Vertical
Operating/Storage temperature	-4~+70°C (-49~+158°F)
Protection type/Protection class	IP20/I (grounded)
Mean life	50000h at 25°C (77°F)

Model No.	Rated operating voltage,frequency	Heating capacity
30005.0-00	230V AC,50/60Hz	300W

DIMENSION (mm)

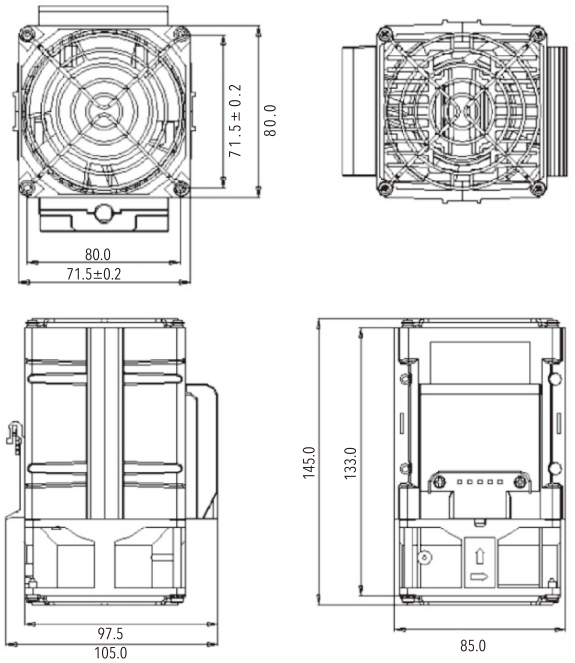

WIRING DIAGRAM

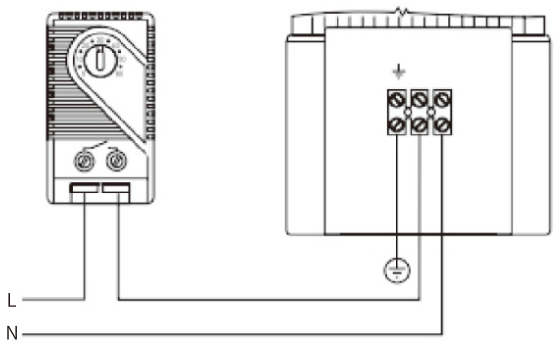

The product is composed of high-quality nickel-chromiumalloy heat pipe,die-casting aluminum structure heat sinkhigh-performance axial fan, and temperature controls-witch. The electric heat pipe is placed in the center of theradiator body. The temperature control switch is near theelectric heat pipe and hidden in the radiator body.The axialflow fan is close to the loose body.

IP20 CE -40 +70 °C

SPECIFICATION

LKHB 300	With fan
Heating element	High performance core
Input voltage,frequency,power	AC 230V 50/60HZ 300W
Insulating property	2000V/0.5mA/5s
Temperature safety cut-out	to protect against overheating in case of fan failure
Heating body	Die-cast aluminium(glass bead blasted)
Speed	2700Rpm
Mounting	Use M6 screws for fixation
Connection type	Plug terminal connection
Connect terminal press line range	Single wire: 0.08-4.0mm^2 (AWG 28-12)
Fitting position	Vertical
Operating/storage temperature	-40~+70°C (-49~+158°F)
Protection class	IP20/I (earthed)
Mean life	50000h at 25°C (77°F)
Cooling mode	Automatic cooling

Connection Example

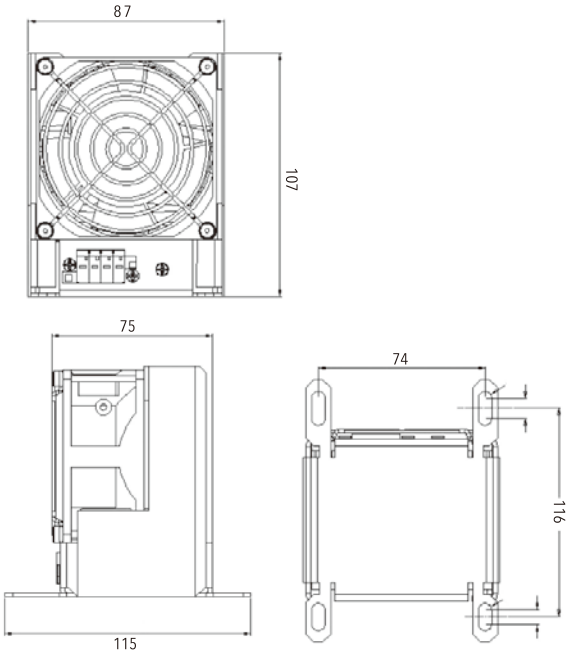

WIRING DIAGRAM

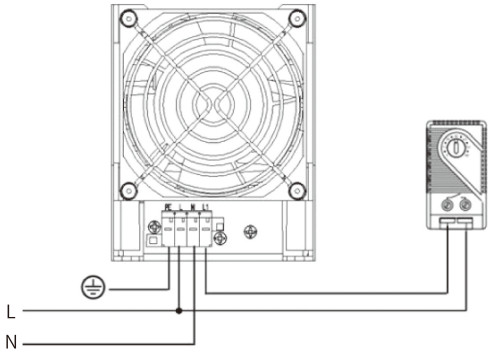

OMNIDIRECTIONAL LIGHTING SOLUTION

PL263



- Earmounting
- Double strong magnetic system
- Lithium battery
- Multi light mode
- Function ofpower bank

PL323/400

- Ear mounting
- Multi light mode
- Double strong magnetic system
- Function of power bank
- Lithium batter

CE EMC RoHS COMPLIANT -20 +45 °C

SPECIFICATION

Model	PL263
Dimensions	263x43.6x41mm
Voltage	DC5V
Power	5W
Electric current	1A
Weight	0.2kg
Screw installation	350mm
Light quantity	500LM
Color temperature	6000K
The use of bearing	-20~+40°C
Installation mode	Magnet tightening/screw installation
Working life	50000h
IP code	Button Switch
Switch mode	The first level main light has a brightness of 10%, the second level main light has a brightness of 50%, the third level main light has a brightness of 100%, the fourth level flashlight has a brightness of 50%, the fifth level flashlight has a brightness of 100%, the sixth level flashlight has SOS flashing, and the seventh level flashlight has burst flashing
Certificate	CE、EMC、ROHS

SPECIFICATION

Model	PL323	PL400
Dimensions	272*38*21mm	448*38*21mm
Voltage	USB 5V	USB 5V
Power	6W	10W
Charging time	3.5h	4h
Weight	0.22kg	0.28kg
Screw installation	250mm	425mm
Light quantity	>650LM	
Color temperature	5000-6500K	
The use of bearing	-10~+45°C	
Induction distance	2m(The human body automatically shuts off after 20 seconds of leaving)	
Installation mode	Magnet tightening/screw installation	
Working life	50000h	
IP code	Constant light mode/human body sensing mode	
Certificate	CE、EMC、ROHS	

DIMENSION (mm)

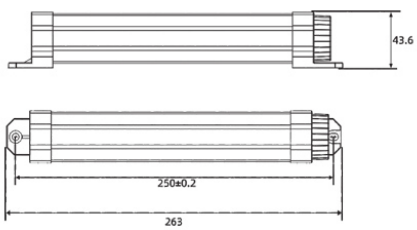

PL263

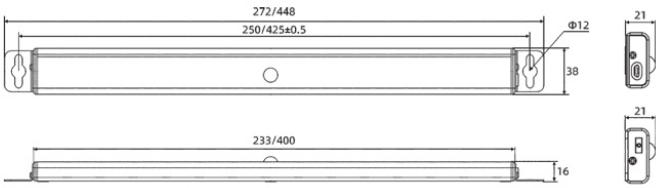

PL323/400

Installation accessories



Part # Definition

LCL - 6W. 230. M - C (G)

- (G): Sensor (optional)
- C: Cable / P: Plug
- M: (Magnet) / S: (Screw)
- 230: 012: DC 12V, 024: DC 24-48V, 230: AC 85- 265V
- 6W: 6W, 9W, 12W, 15W

IP20 CE -20 +60 °C

SPECIFICATION

Model	LCL-6W	LCL-9W	LCL-12W	LCL-15W
Material	Aluminum+PC			
Power	6W	9W	12W	15W
Voltage	AC85-265V or DC 12-48V			
Luminous Flux	640LM	910LM	1440LM	1520LM
Mounting	Screw or Magnet			
Power Connection	Cable or Plug			
Color Temperature	6500K			
Rendering Index	Ra＞75%			
Operation Temperture	-20~+60°C			
Additional Feature	Sensor Optional			
IP Rating	IP20			

DIMENSION (mm)

LK026

Installation accessories

IP20 CE -20 +60 °C

SPECIFICATION

Model	LK026-AC.M (Magnet Mounting) LK026-AC.S (Screw Mounting)	LK026-DC.M (Magnet Mounting) LK026-DC.S (Screw Mounting)
Power	6W	
Voltage	AC 85-265V	DC 12-72V
Luminous Flux	690LM	
Power Connection	Push-in terminal	
Color Temperature	6500K	
Rendering Index	Ra>72%	
Operation Temperture	-40~60°C	
Additional Feature	Sensor Optional	
IP Rating	IP20	

DIMENSION (mm)

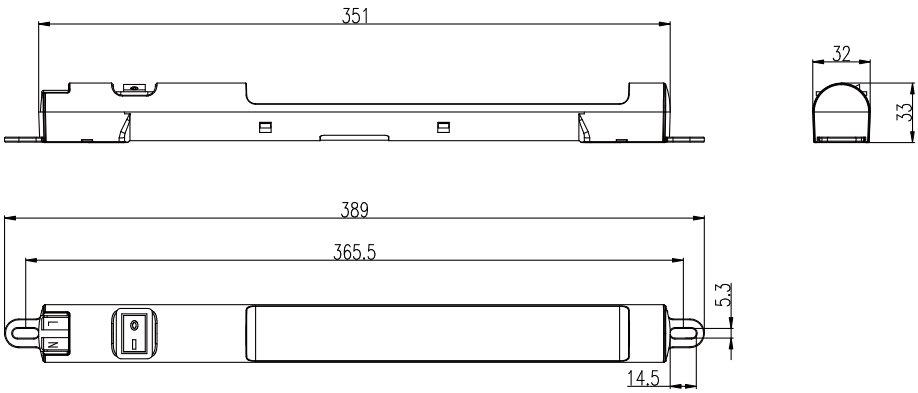

PL315.220 PL365.220 PL415.220 PL442.220 PL442S.220

IP20 CE

SPECIFICATION

Model	PL315.220	PL365.220	PL415.220	PL442.220	PL442.220
Dimensions	315x24x55mm	365x24x55mm	415x24x55mm	442.4x79x26.4mm	442.4x79x49mm
Power	4W	6W	8W	12W	12W
Input voltage	96-265V	96-265V	96-265V	220V-240V	220V-240V
Frequency	50/60Hz	50/60Hz	50/60Hz	50/60Hz	50/60Hz
LED luminous	320LM	480LM	640LM	1100LM	1100LM
Color temperature	6500K	6500K	6500K	6500±200K	6500±200K
Induction time	30 S	30 S	30 S	30 S	30 S
Sensor distance	3 meters	3 meters	3 meters	3 meters	3 meters
IP Grade	IP 20	IP 20	IP 20	IP 20	IP 20

DIMENSION (mm)

PL315.220/PL365.220/PL415.220

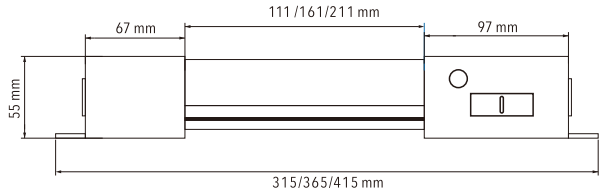

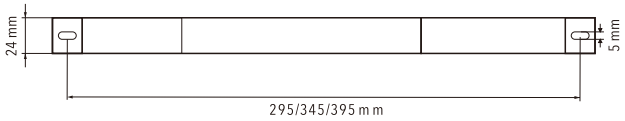

PL442.220

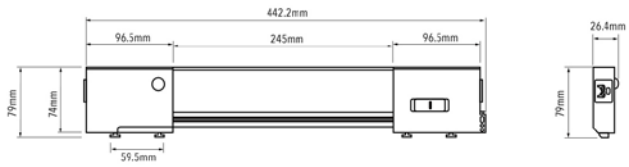

PL442.220

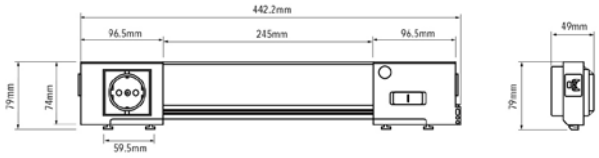

PCLS LED40



IP20 CE -10 +70 °C

SPECIFICATION

Model No.	PCLS LED40
Rated voltage	AC 180-230V
Rated power	4W
Luminous flux	>600LM
Color temperature	6000-6500K
Mean life	20,000h
Operating temperature range	-10~+70°C
Weight	176g
Dimensions	W37xD35xH100mm
Switch Mode	Stroke (gated) switch
Mounting	Screw fixing
Cable length	2000mm
Protection degree	IP20
Power interface	Positive and negative pole (L/N)
Operation frequency	Mechanical 120 operations/min, Electrical 30 operations/min

Connection Example

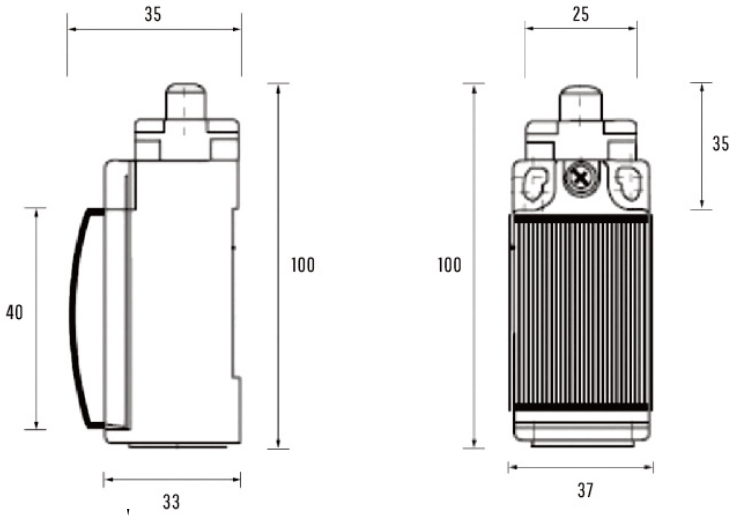

LINKWELL® ELECTRIC

Application

LK12-W Series LED light is designed for instrument cabinet illumination of various switchgear, built in infrared sensor switch, and simplify the user's application design.

Features and advantage

- Built in infrared sensor switch, the user do not install additional switch.
- Economize on energy, In the case of Illuminate effect same alike the traditional light,economizing on energy is 75% above.
- Life span is long, the LED light source, someone call it the longevity light, meaning to extinguish never.It's the solid cold light source, adopt a special electric circuit design, the life span can reach to for 100,000 hours, comparing traditional light source life span to grow 1000% above.
- The environmental protection performance is better, without ultraviolet ray and infrared rays in the spectrum, without calories and radiate, the dizzy light is small, and the castoff can recover, without pollution and do not contain the mercury chemical Element. The cold light source, can be touched, belong to typical model of the green illuminate light source.
- Special circuit design, if anyone LED is bad, it isn't without influence to normal illumination of others LED.
- Special structure design, light body position can be adjusted, that solves the problem of less illumination angle of LED.

Model Explanation

LK 12 - W - □

- □ — Voltage code A: AC(50/6OH2)/DC (80-265V), C: DC48V, D: DC24V
- W — Light color: White
- 12 — Design number

IP20 CE -25 +55 ℃

SPECIFICATION

Model	LK-12W (sensor)	LK-13W
Power supply	AC(50/60hz)/DC (80-265v), or other voltage customer demand.	
Average illuminance at 300mm from lamp	>3001x	
Color rendering index Ra	> 85	
Switch	Built in infrared switch, active distance 20-80mm	Build in switch
Terminal	Screw terminal, 0.5-2.5mm²	
Working environment temperature	-25-55 ℃	
Fix method	Two hole fixation	
Color of the light	White	
Protection class	IP20	
Withstand voltage	AC2500v, imin	
luminescence component	Led	
Rated humidity	25~95%	
Mean life	More than 100,000h	
Power	6W	

DIMENSION (mm)

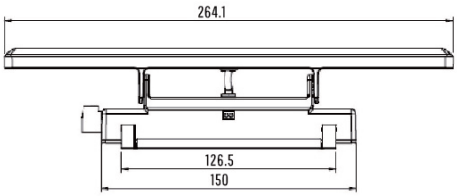

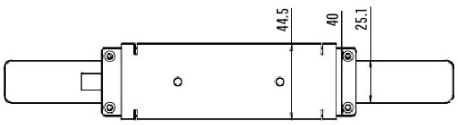

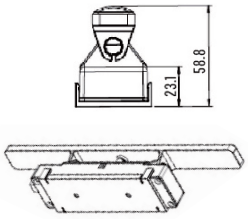

LKL10-W series cabinet instrument room lighting is designed for all kinds of switchgear instrument room lighting applications.

LKL10-W

LKL10-W-3

Features and advantage

- Economize on energy, In the case of Illuminate effect same alike the traditional light, economizing on energy is 75% above.
- Life span is long, the LED light source, someone call it the longevity light, meaning to extinguish never. It's the solid cold light source, adopt a special electric circuit design, the life span can reach to for 100,000 hours, comparing traditional light source life span to grow 1000% above.
- The environmental protection performance is better, without ultraviolet ray and infrared rays in the spectrum, without calories and radiate, the dizzy light is small, and the castoff can recover, without pollution and do not contain the mercury chemical Element. The cold light source, can be touched, belong to typical model of the green illuminate light source.
- Special circuit design, if anyone LED is bad, it isn't without influence to normal lumination of others LED.
- Special structure design, light body position can be adjusted, that solves the problem of less lumination angle of LED.
- The power supply adapt to AC/DC110~230V,suitable in application case of switchgear especially .

Install

t can be assembled by pins or screws. When assembling, fix the mounting bracket first. After connecting the power cord to the lamp body terminal, insert one end of the wiring terminal of the lamp body into the assembly hole on one side of the mounting bracket. At the other end, use a tool (using a straight screw batch) to open the other side of the mounting bracket and insert it.
The Angle between the mounting bracket and the lamp body can be adjusted according to lighting requirements.

IP20 CE -25 +55 ℃

LK L - _ - _

Model number	LKL10-W	LKL10-W-3
Light source color	White	black
power	1.2 W	3W

SPECIFICATION

Housing material	Power supply	Wire connection	Insulation strength	Light-emitting element	Relative humidity	Life cycle	Protection class
PC-ABS (Halogen free)	AC(50/60Hz) DC 110V~230V	1×4mm² 2×1.5 mm²	AC2500V， 1Min	LED	25~95%	More than 100000 hours	IP20

LKL10-W lamp body

LKL10-W support

LKL10-W assembly

DIMENSION (mm)

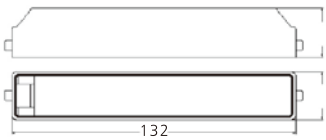

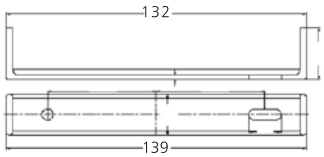

LKL10-W

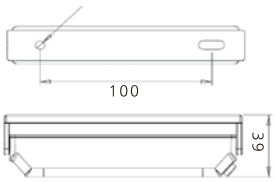

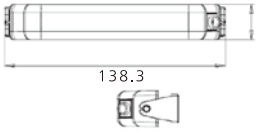

LKL10-W-3

PLS-101

PLS-103

PLS-131

IP20 CE

Model	PLS	101	103	131
Operating force	OF[Max.]	700g	700g	500g-cm
Release force	RF[Min.]	200g	200g	100g-cm
Pre-Travel	PT[Max.]	1.8mm	1.8mm	20°
Tripping position	Tp±10%	2.0mm	2.0mm	22.5°
Movement differential	MD[Max.]	1.2mm	1.2mm	10°
After travel	OT[Min.]	4.0mm	4.0mm	75°
Total travel	TT[Min.]	5.8mm	5.8mm	95°
Angle of rotary lever	–	–	–	22.5°

DIMENSION (mm)

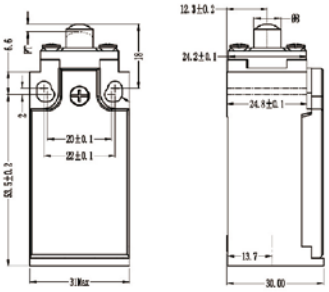

PLS-101

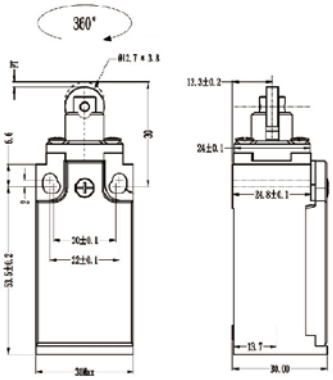

PLS-103

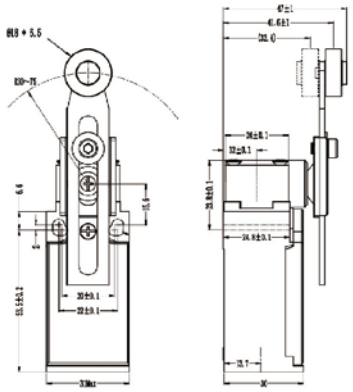

PLS-131 (optional plastic roller)

LKP3 1801

SPECIFICATION

Model	LKP3 1801
Dimensions	85x85x112.5mm
Voltage	PP plastic
Power	2-bit lock+1-bit automatic return
Air volume	10A
Noise	1NO+1NC
Weight	295g
Installation Direction	3000000/time
Installation mode	vertical
The use of bearing	25°~+70°C
IP code	IP65

DA 084

DIMENSION (mm)

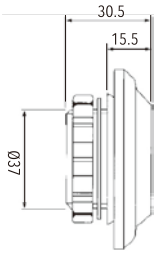

IP55 CE UL94-V0 -45 +70 °C

Model	Overall dimension	Installation mode	Ventilation interface	Assembly position	Operation/storagetem perature	Weight
08400.0-04	65.5x30.5mm	PG 29 threaded with nuts	~7cm²	Vertical	-45 ~ +70°C (-49 ~ +158°F)	62g (31g/piece)

DA 284

DIMENSION (mm)

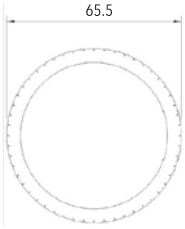

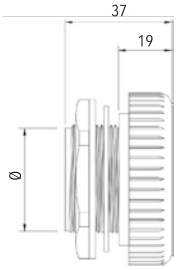

IP66 CE UL94-V0 -35 +70 °C

Model	Overall dimension	Installation mode	Torque	Shell depth	Air permeability	Operation/storagetem perature	Weight
28400.0-00	60x37mm	M40x1.5 threaded with nuts	5Nm (Max.10Nm)	~16mm	1200L/ h, 70mbar per minute	-35 ~ +70°C (-31 ~ +158°F)	90g (45g/piece)

LK 705

DIMENSION (mm)

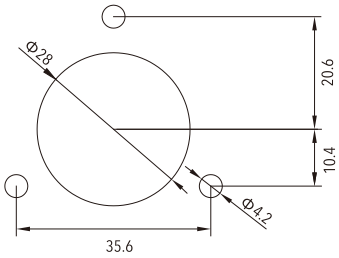

IP54 CE UL94-V0 -45 +70 °C

Feature	Unit	Feature
Material	-	Self extinguishing abs
Colour	-	Grey (ral7035), black (ral9005)
Fixed	-	Screw with sealing ring
Size hxwxd	mm	70x50x21
Weight	kg	Zero point zero three

WJ - 1

DIMENSION (mm)

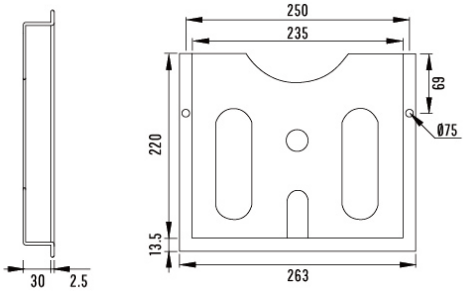

CE UL94-V0

WJ - 3

DIMENSION (mm)

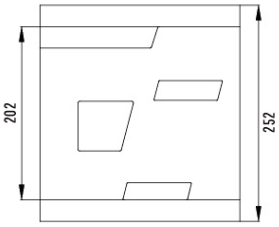

CE UL94-V0

WJ - 4

DIMENSION (mm)

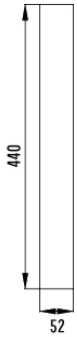

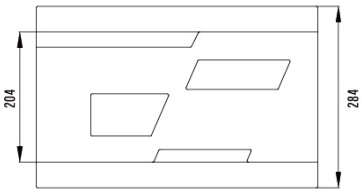

CE UL94-V0

Product back

Material:
Plastic ABS with self-adhesive fastening trips 3M adhesive tape

Installation:
Plastic Documents Pocket for affixing to the inside surfaces of panel doors,Screw mounting or adhesive tape mounting

Color:
Similar to RAL7035

WJ-1(A4)