



京澎机械设备(上海)有限公司
Jingpeng Machinery & Equipment (Shanghai) Co., Ltd.



调心滚子轴承 产品手册

Spherical Roller Bearings Product Manual

公司简介

COMPANY PROFILE

Jingpeng Machinery & Equipment (Shanghai) Co., Ltd. was established in 2003. The company is committed to the R&D and manufacturing of "imported bearing replacement" and is determined to completely replace imported bearings in terms of appearance, precision and service life.

The company has a professional technical and service team with a technical staff ratio of more than 30%. It can produce an inner diameter of $\Phi 15\text{mm}$ - $\Phi 2000\text{mm}$ and undertake OEM and OEM production. The company adopts fully automatic CNC production line, and at the same time establishes perfect inspection means Complete tracking, system inspection, and establishes perfect testing equipment including metallographic inspection, contour detector, roundness meter, roughness meter and high-precision measurement center. Strictly control the production process to ensure the stability and consistency of the bearing quality. And analyze the bearing usage under various environmental conditions to better meet the needs of customers. The company's partners include the world's top 500 companies, the products sell well all over the world, exported to the United States, Spain, Turkey, Italy, Austria, Brazil, etc. More than a dozen countries.

The company adheres to the quality policy of "excellence, perfection, 0.01% of the product is 100% waste!", determined to completely replace imported bearings from appearance, precision and service life. The company has its own physical and chemical laboratory and measurement and testing center. The products are strictly controlled from the first step to each step. Each batch of products has a detailed quality file with a retrospective period of up to five years.



调心滚子轴承

特性 调心滚子轴承是双列不可分离轴承，包括有球面滚道的实体外圈、实体内圈和带保持架的鼓形滚子。内圈有圆柱孔或圆锥孔。

径向和轴向承载能力 调心滚子轴承能够承受双向轴向力和高径向力。

它们为高承载能力而设计，因为它们拥有尽可能多而且长的鼓形滚子。调心滚子轴承也适用于极重载荷。

滚子和滚道间优化的密合度保证了轴承内均匀的应力分布。

角度不对中补偿 调心滚子轴承可以补偿角度不对中。允许的调心角对应的载荷为 $P < 0.1 \cdot Cr$ ，请见下表。这些调心角是允许的，如果：

- 角度不对中是恒定的（静态角度不对中）
- 内圈为旋转部件。

带紧定套或退卸套的轴承 圆锥孔的调心滚子轴承可以带有紧定套、锁紧螺母和调整垫圈或退卸套。

紧定套或退卸套需要单独订购。

密封 通过协商我们能够提供带密封的加脂轴承。

调心角

系列	调心角 $P < 0.1 \cdot Cr$
213...E1、222...E1、230、230...E1 (E1A)、 239、240、240...E1、241...E1	1.5
223、223...E1、231、231...E1 (E1A)、 232、232...E1 (E1A)、233...A、241	2



Self-aligning roller bearings

Features Self-aligning roller bearings are double row, self-retaining units comprising solid outer rings with a concave raceway, solid inner rings and barrel rollers with cages. The inner rings have cylindrical or tapered bores.

Radial and axial load capacity Self-aligning bearings can support axial forces in both directions and high radial forces. They are designed for very high load carrying capacity and, since they have the maximum possible number of large and particularly long barrel rollers, are also suitable for the heaviest loads. Due to the narrow osculation between the rollers and raceways, uniform stress distribution is achieved in the bearing.

Compensation of angular misalignments Self-aligning roller bearings compensate for angular misalignments. The permissible adjustment angle is given in the table for loads $P < 0.1 \cdot Cr$. The adjustment angles are permissible under the following conditions:

- Constant angular deviation (static angular misalignment)
- Rotating inner ring

With adapter sleeve or extraction sleeve Self-aligning roller bearings with a tapered bore are also available with an adapter sleeve, locknut and tab washer. Adapter and extraction sleeves must be ordered in addition to the bearing.

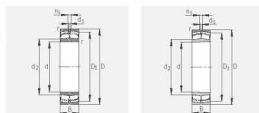
Seal We can provide sealed bearings with grease for our customers. Tapered roller bearings have pressed cages made from sheet steel.

Adjustment angle

Series	Self-aligning Angle $P < 0.1 \cdot Cr$
213...E1、222...E1、230、230...E1 (E1A)、 239、240、240...E1、241...E1	1.5
223、223...E1、231、231...E1 (E1A)、 232、232...E1 (E1A)、233...A、241	2

现有设计

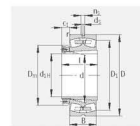
后缀	说明	设计
A	改进的内部结构	标准设计
B	改进的内部结构	
E1	加强型设计	
K	圆锥孔, 锥度 1: 12	
K30	圆锥孔, 锥度 1: 30	
M	实体黄铜保持架, 滚子引导	
MA	实体黄铜保持架, 外圈引导	
MB	实体黄铜保持架, 内圈引导	
S	外圈带润滑槽和润滑孔	
T41A	适合振动载荷, 直径公差带变更, 内部径向游隙 C4	
T41D	适合振动载荷, 直径公差带变更, 内部径向游隙 C4, 内孔具有薄铬层	
TVPB	玻璃纤维增强尼龙实体窗式保持架, 内圈引导	

调心滚子轴承
圆柱孔
或圆锥孔Self-aligning roller bearings
Cylindrical bore or conical bore

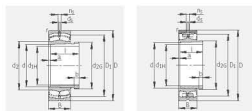
型号范围 The model range	内径范围 Diameter range (mm)
21304~21322	Φ20~Φ110
22205~22264	Φ25~Φ320
22308~22356	Φ40~Φ280
23218~23296	Φ90~Φ480
23120~231/600	Φ100~Φ600
23022~230/800	Φ110~Φ800
24122~241/710	Φ110~Φ710
23322~23332	Φ110~Φ160
23936~239/900	Φ180~Φ900
24024~240/850	Φ120~Φ850

Available designs

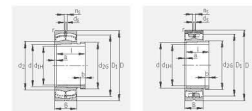
Suffix	Instructions	design
A	Modified internal construction	Standard design
B	Modified internal construction	
E1	Increased capacity design	
K	Tapered bore, taper 1:12	
K30	Tapered bore, taper 1:30	
M	Solid brass cage, guided by rollers	
MA	Solid brass cage, guidance on outer ring	
MB	Solid brass cage, guidance on inner ring	
S	Lubrication groove and lubrication holes in outer ring	
T41A	For oscillating load with restricted diameter tolerances, radial internal clearance C4	
T41D	For oscillating load with restricted diameter tolerances, radial internal clearance C4, inner bore have the thin chromium layer	
TVPB	Solid window cage made from glass fibre reinforced polyamide, guidance on inner ring	

调心滚子轴承
带紧定套Self-aligning roller bearings
With adapter sleeve

型号范围 The model range	内径范围 Diameter range (mm)
22216~22264	Φ80~Φ320
21316~21322	Φ80~Φ110
22316~22356	Φ80~Φ280
23120~23/600	Φ100~Φ600
23220~23296	Φ100~Φ480
23024~230/800	Φ120~Φ800
23940~239/900	Φ200~Φ900

调心滚子轴承
带退卸套

型号范围	内径范围
22208~22264	$\Phi 40$ ~ $\Phi 320$
21308~21322	$\Phi 40$ ~ $\Phi 110$
22308~22356	$\Phi 40$ ~ $\Phi 280$
23218~23296	$\Phi 90$ ~ $\Phi 480$
23120~231600	$\Phi 100$ ~ $\Phi 600$
24122~241710	$\Phi 110$ ~ $\Phi 710$
23940~239900	$\Phi 200$ ~ $\Phi 900$
24024~240850	$\Phi 120$ ~ $\Phi 850$

Spherical roller bearings
With withdrawal sleeve

The model range	Diameter range (mm)
22208~22264	$\Phi 40$ ~ $\Phi 320$
21308~21322	$\Phi 40$ ~ $\Phi 110$
22308~22356	$\Phi 40$ ~ $\Phi 280$
23218~23296	$\Phi 90$ ~ $\Phi 480$
23120~231600	$\Phi 100$ ~ $\Phi 600$
24122~241710	$\Phi 110$ ~ $\Phi 710$
23940~239900	$\Phi 200$ ~ $\Phi 900$
24024~240850	$\Phi 120$ ~ $\Phi 850$

球面滚子轴承

特性 球面滚子轴承是双列不可分离轴承—包括有球面滚道的实体外圈、实体内圈和带保持架的鼓形滚子。内圈有圆柱孔和圆锥孔。

球面滚子轴承提供，E 型设计、CC 型设计、CA 型设计。

E 型结构示意图：由对称的滚子和通过位于两列滚子之间的浮动式引导环、内圈无挡边、两个硬化冲压钢保持架组成。

该类轴承是 YOSO 的专利产品，它的额定动载荷平均提高了 25% 到 35%，因而在同等条件下轴承的额定寿命是同型号的传统结构轴承额定寿命的 2.0~3.5 倍。

CC 型结构示意图：由对称的滚子、两个冲压钢保持架、内圈无挡边、位于两列滚子之间的浮动式引导环组成。

CA 型结构示意图：由对称的滚子、叉型机削黄铜或钢保持架和两侧有挡边的内圈组成。



Self-aligning roller bearings

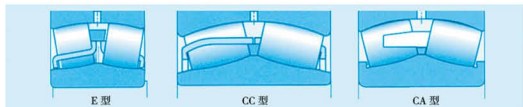
Features Self-aligning roller bearings are double row, self-retaining units comprising solid outer rings with a concave raceway, solid inner rings and barrel rollers with cages. The inner rings have cylindrical or tapered bores.

Spherical roller bearings including , E type design, CC type design, CA type design.

E type structure sketch map, including symmetrical rollers, floating guide ring through the double row rollers, inner ring without ribs, two sheet steel cages, this kind of bearing is YOSO patented products. The basic dynamic load rating is prolonged about from 25% to 35%. So at the same conditions, the service life of E-type is prolonged 2.5 to 3.5 times than old design structure.

CC type structure sketch map, including symmetrical rollers, two pieces of sheet steel cages, inner ring without rib, the floating through two row rollers.

CA type figure, comprising symmetrical rollers, brass or steel cages and inner rings with ribs on both sides



径向和轴向承载能力 球面滚子轴承能够承受双向轴向力和高径向力。它们为高承载力而设计，因为它们拥有尽可能多而且长的鼓形滚子，球面滚子轴承也适用于极重载荷。滚子和滚道间优化的密合度保证了轴承内均匀的应力分布。

角度不对中补偿 球面滚子轴承可以补偿角度不对中。允许的调心角对应的载荷为 $P < 0.1 \cdot Cr$ ，请见下表。这些调心角是允许的，如果：

- 角度不对中是恒定的（静态角度不对中）
- 内圈为旋转部件。

调心角	系列	调心角 $P < 0.1 \cdot Cr$
	213、222、230、239、240、241	1.5
	223、231、232、233	2

圆柱孔轴承 所有系列的球面滚子轴承内圈均有圆柱孔设计。

圆锥孔轴承 其它球面滚子轴承内圈均有圆锥孔设计。轴承后缀 K 表示内孔锥度 1:12，轴承系列 240 和 241 有内孔锥度 1:30 的设计，后缀 K30。

密封 YOSU 具有密封系列球面滚子轴承。

振动机械用调心滚子轴承 对于本身要求有偏心运动的机器，例如振动筛和夯土机，KMR 公司开发了适用于振动场合下应用的标准型球面滚子轴承系列。该类轴承为 223 系列，带有圆柱形孔或圆锥形孔，轴径在 40 至 240 毫米范围内。标准的内部径向游隙为 C4。根据规格的不同，适用于振动场合下应用的 KMR 球面滚子轴承，采用以下的内部设计结构之一：
E/VA405 型：由对称的滚子、两个在内圈上定心的高硬度窗式钢保持架和

Radial and axial load capacity Self-aligning bearings can support axial forces in both directions and high radial forces. They are designed for very high load carrying capacity and, since they have the maximum possible number of large and particularly long barrel rollers, are also suitable for the heaviest loads. Due to the narrow osculation between the rollers and raceways, uniform stress distribution is achieved in the bearing.

Compensation of angular misalignments Self-aligning roller bearings compensate for angular misalignments. The permissible adjustment angle is given in the table for loads $P < 0.1 \cdot Cr$. The adjustment angles are permissible under the following conditions:

- Constant angular deviation (static angular misalignment)
- Rotating inner ring

Self-aligning Angle	Series	Aligning angle $P < 0.1 \cdot Cr$
	213、222、230、239、240、241	1.5
	223、231、232、233	2

With Cylindrical bore Spherical roller bearings of all series are available with inner rings having a cylindrical bore.

With tapered bore Spherical roller bearings are also available with inner rings having a tapered bore. Bearings with the suffix K have a bore taper 1:12, bearings of series 240 and 241 have a bore taper 1:30 and the suffix K 30.

Seal YOSU have sealing series bearings.

Self-aligning roller bearings for vibrating machines If the machine have eccentric motion, like vibrating screen, rammer. KMR developed the standard Spherical roller bearings series, which can be used in Vibration occasions. This is 223 series, this kind of bearings have cylindrical bore and tapered bore design, the diameter of axial is from 40mm to 240mm. The standard internal radial clearance is C4. KMR Spherical roller bearings have the following design according to the

一个位于保持架外的浮动式导环组成；

EJA/VA405 型：由对称的滚子和通过两列滚子之间的浮动式导环、在外圈赛道上定心的两个高硬度窗式钢保持架组成；

CCJA/W33VA405 型：由对称的滚子和通过两列滚子之间的浮动式导环、在外圈赛道上定心的两个高硬度窗式钢保持架组成；

现有的振动机械用轴承经过试验验证，证明其可大大降低温度，延长机器的使用寿命。振动机械用 KMR 球面滚子轴承具有以下几大优势：

在各类振动机械内的应用，表现出卓越的性能；

KMR 轴承的性能允许设计更多更紧凑的布置；

即使在有污染的环境中具有很高的耐磨性能。



振动机械用 YOSO 球面滚子轴承设计结构

Vibrating machine should use Spherical roller bearings

球面滚子轴承

Spherical roller bearings



圆柱孔
With a cylindrical bore

圆锥孔
conical bore

圆柱孔
With a cylindrical bore

圆锥孔
conical bore

型号范围 The model range	内径范围 Diameter range (mm)
21308E~21322E	Φ40~Φ110
22208E~22226E	Φ40~Φ130
22308E~22324E	Φ40~Φ120
22228~22272	Φ140~Φ360
22324~22380	Φ120~Φ400
23218~232/750	Φ90~Φ750
24013~240/750	Φ65~Φ750
23120~231/750	Φ100~Φ750
24120~241/750	Φ100~Φ750
23022~230/750	Φ110~Φ750
23936~239/750	Φ180~Φ750

different specification.

E/VA405 including the symmetrical rollers, high rigid window steel cages which was centered on inner ring, the floating guide ring which located in the outside of cage.

EJA/VA405 including the symmetrical rollers, floating guide ring through double row rollers and two high rigid window cages which centered on outer raceway.

CCJA/W33 VA405 including the symmetrical rollers, floating guide ring through double row rollers and two high rigid window cages which centered on outer raceway.

After testing, it proved that the YOSO spherical roller bearings can decrease the working temperature greatly, prolong the life of machine. KMR spherical roller bearings for vibrating machine have the following advantages:

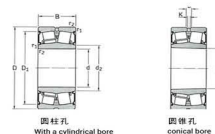
During various applications of vibrating machines, it has excellent performance;

The performance of KMR bearings allow more compact layout;

High abrasive resistance even at the polluted conditions.

密封球面滚子轴承

Seal Spherical roller bearing



圆柱孔
With a cylindrical bore

圆锥孔
conical bore

型号范围 The model range	内径范围 Diameter range (mm)
(BS2-2205) ~ (BS2-2224)	Φ25~Φ120
(BS2-2308) ~ (BS2-2315)	Φ40~Φ75
24013~24036	Φ65~Φ180
23120~23122	Φ100~Φ110
23220~23240	Φ100~Φ200
23022~23026	Φ110~Φ130
24122~24140	Φ110~Φ200

振动机械用球面滚子轴承

Spherical roller bearings for vibrating machines

型号范围 The model range	内径范围 Diameter range (mm)
22308~22348	Φ40~Φ240

现有设计

后缀	说明	设计	
C2	径向游隙小于普通组	设计	
C3	径向游隙小于普通组		
C4	径向游隙大于 C3		
C5	径向游隙大于 C4		
2CS	轴承两侧带具有钢骨架的丁腈橡胶 (NBR) 接触式密封。注入 25% 至 35% 的锂基润滑油。外圈带润滑油槽和三个润滑油孔。		
2CS2	轴承两侧带具有钢骨架的氟橡胶 (FKM) 接触式密封。注入 70% 至 100% 的耐高温的聚脲基润滑油。外圈带润滑油槽和三个润滑油孔。		
2CS5	轴承两侧带具有钢骨架的氯化丁腈橡胶 (HNBR) 接触式密封。注入 70% 至 100% 的耐高温的聚脲基润滑油。外圈带润滑油槽和三个润滑油孔。		
HA3	表面硬化的内圈		
K	锥形孔, 锥度 1: 12		
K30	锥形孔, 锥度 1: 30		
P5	尺寸精度和旋转精度符合 ISO 公差等级 5		
P6	尺寸精度和旋转精度符合 ISO 公差等级 6		
P62	P6+C2		
VA405	振动性机械用轴承		标准设计
VA406	振动性机械用轴承, 内孔带聚四氟乙烯 (PTFE) 涂层。		
VE552(E)	外圈一侧带三个平均分布的螺纹孔以连接起重装置; E 表示轴承配备吊环螺栓。		
VE553(E)	外圈两侧带三个平均分布的螺纹孔以连接起重装置; E 表示轴承配备吊环螺栓。		
VG114	表面硬化的冲压钢制保持架		
VT143	注入 25% 至 35% 的锂基润滑油。		
W	外圈无润滑油槽和润滑油孔		
W20	外圈带三个润滑油孔		
W26	内圈带六个润滑油孔		
W33	外圈带润滑油槽和三个润滑油孔。		
W64	注有固态油的轴承		
W77	与 W33 相同, 但润滑油孔连塞子。		
W513	W26+W33		
235220	表面硬化的内圈, 内孔带螺旋槽。		

Available designs

Suffix	Instructions	design
C2	The radial clearance is smaller than CN	Standard design
C3	The radial clearance is larger than CN	
C4	The radial clearance is larger than C3	
C5	The radial clearance is larger than C4	
2CS	Bearings with steel NBR contact sealings on both sides, injected 25%–35% lithium base grease. There is lubrication groove and three lubrication holes on outer ring.	
2CS2	Bearings with steel skeleton FKM contact sealing on both sides, then inject heat resisting Polurea-based grease about from 70% to 100%. There is lubrication groove and three lubrication holes on inner ring.	
2CS5	Bearings with steel skeleton HNBR contact sealing on both sides, then inject heat resisting Polurea-based grease about from 70% to 100%. There is lubrication groove and three lubrication holes on inner ring.	
HA3	Case hardening inner rings	
K	Tapered bore, taper 1:12	
K30	Tapered bore, taper 1:30	
P5	Dimensional and rotational accuracy conform to tolerance class ISO 5 grade	
P6	Dimensional and rotational accuracy conform to tolerance class ISO 6 grade	
P62	P6+C2	
VA405	Vibration machinery bearings	
VA406	Vibration machinery bearings, inner bore have PTFE coating	
VE552(E)	There are three threaded hole on one side of outer ring to Connect weights E bearings have eyebolt	
VE553(E)	There are three threaded hole on both sides of outer ring to Connect weights E bearings have eyebolt	
VG114	Case hardening sheet steel cage	
VT143	inject lithium base grease about from 25% to 35%,	
W	There is no lubrication groove and lubrication holes on outer ring,	
W20	There are three lubrication holes on outer ring	
W26	There are six lubrication holes on inner ring	
W33	There is lubrication groove and three lubrication holes on outer ring	
W64	Bearings with solid-state oil	
W77	Same with W33, but Lubrication holes connect the stopper.	
W513	W26+W33	
235220	case-hardened inner ring, inner ring has spiral groove.	

Brand	Type	d (mm)	D (mm)	B (mm)	dynamic C(kN)	static C ₀ (kN)	Fatigue load limit(k N)	Referenc e speed(r/min)	Limitin g speed(r/min)	Mass (kg)
YOSO	22205/20 E	20	52	18	49,9	44	4,75	13000	17000	0,28
YOSO	22205 E	25	52	18	49,9	44	4,75	13000	17000	0,26
YOSO	22205CA/W33	25	52	18	49,9	44	4,75	13000	17000	0,26
YOSO	22205CAK/W33	25	52	18	49,9	44	4,75	13000	17000	0,26
YOSO	22205 EK	25	52	18	49,9	44	4,75	13000	17000	0,26
YOSO	BS2-2205-2CS/VT143	25	52	23	49,9	44	4,75	-	3600	0,26
YOSO	21305 CC	25	62	17	49,1	41,5	4,55	9300	12000	0,28
YOSO	22206 E	30	62	20	66,1	60	6,4	10000	14000	0,29
YOSO	22206 EK	30	62	20	66,1	60	6,4	10000	14000	0,28
YOSO	22206 CA/W33	30	62	20	66,1	60	6,4	10000	14000	0,29
YOSO	22206 CAK/W33	30	62	20	66,1	60	6,4	10000	14000	0,28
YOSO	BS2-2206-2CS/VT143	30	62	25	66,1	60	6,4	-	2800	0,34
YOSO	21306 CC	30	72	19	65,7	61	6,8	8200	10000	0,41
YOSO	21306 CCK	30	72	19	65,7	61	6,8	8200	10000	0,4
YOSO	22207 E	35	72	23	88,8	85	9,3	9000	12000	0,45
YOSO	22207 EK	35	72	23	88,8	85	9,3	9000	12000	0,44
YOSO	21306 CA/W33	30	72	19	65,7	61	6,8	8200	10000	0,41
YOSO	21306 CAK /W33	30	72	19	65,7	61	6,8	8200	10000	0,4
YOSO	22207CA/W33	35	72	23	88,8	85	9,3	9000	12000	0,45
YOSO	22207 CAK/W33	35	72	23	88,8	85	9,3	9000	12000	0,44
YOSO	BS2-2207-2CS/VT143	35	72	28	88,8	85	9,3	-	2400	0,52
YOSO	21307 CCK	35	80	21	79,2	72	8,15	7300	9500	0,54
YOSO	21307 CC	35	80	21	79,2	72	8,15	7300	9500	0,55
YOSO	22208 E	40	80	23	98,5	90	9,8	8000	11000	0,53
YOSO	22208 EK	40	80	23	98,5	90	9,8	8000	11000	0,52
YOSO	21307 CAK /W33	35	80	21	79,2	72	8,15	7300	9500	0,54
YOSO	21307 CA /W33	35	80	21	79,2	72	8,15	7300	9500	0,55
YOSO	22208CA/W33	40	80	23	98,5	90	9,8	8000	11000	0,53
YOSO	22208 CAK/W33	40	80	23	98,5	90	9,8	8000	11000	0,52
YOSO	BS2-2208-2CS/VT143	40	80	28	98,5	90	9,8	-	2200	0,57
YOSO	BS2-2208-2CSK/VT143	40	80	28	98,5	90	9,8	-	2200	0,57
YOSO	21308 EK	40	90	23	107	108	11,8	7000	9500	0,74
YOSO	21308 E	40	90	23	107	108	11,8	7000	9500	0,75
YOSO	22308 E	40	90	33	155	140	15	6000	8000	1,05
YOSO	22308 EK	40	90	33	155	140	15	6000	8000	1,05
YOSO	21308 CAK/W33	40	90	23	107	108	11,8	7000	9500	0,74
YOSO	21308 CA/W33	40	90	23	107	108	11,8	7000	9500	0,75
YOSO	22308 CA/W33	40	90	33	155	140	15	6000	8000	1,05
YOSO	22308 CAK /W33	40	90	33	155	140	15	6000	8000	1,05
YOSO	22308 E.T41A	40	90	33	155	140	15	6000	8000	1,05
YOSO	22308 MB	40	90	33	155	140	15	6000	8000	1,05
YOSO	22308 E/VA405	40	90	33	155	140	15	6000	8000	1,05
YOSO	22209 EK	45	85	23	104	98	10,8	7500	10000	0,57
YOSO	22209 E	45	85	23	104	98	10,8	7500	10000	0,58
YOSO	22209CA/W33	45	85	23	104	98	10,8	7500	10000	0,57
YOSO	22209 CAK/W33	45	85	23	104	98	10,8	7500	10000	0,58
YOSO	BS2-2209-2CS/VT143	45	85	28	104	98	10,8	-	2000	0,66
YOSO	BS2-2209-2CSK/VT143	45	85	28	104	98	10,8	-	2000	0,64
YOSO	21309 EK	45	100	25	129	127	13,7	6300	8500	0,98
YOSO	21309 E	45	100	25	129	127	13,7	6300	8500	0,99
YOSO	22309 E	45	100	36	190	183	19,6	5300	7000	1,4
YOSO	22309 EK	45	100	36	190	183	19,6	5300	7000	1,35
YOSO	22309 E/VA405	45	100	36	190	183	19,6	5300	7000	1,4

Brand	Type	d (mm)	D (mm)	B (mm)	dynamic C(kN)	static C ₀ (kN)	Fatigue load limit(kN)	Reference speed(r/min)	Limiting speed(r/min)	Mass (kg)
YOSO	21309 CAK/W33	45	100	25	129	127	13,7	6300	8500	0,98
YOSO	21309 CA/W33	45	100	25	129	127	13,7	6300	8500	0,99
YOSO	22309CA/W33	45	100	36	190	183	19,6	5300	7000	1,4
YOSO	22309 CAK/W33	45	100	36	190	183	19,6	5300	7000	1,35
YOSO	22309E.T41A	45	100	36	190	183	19,6	5300	7000	1,4
YOSO	22309MB	45	100	36	190	183	19,6	5300	7000	1,4
YOSO	BS2-2309-2CS/VT143	45	100	42	190	183	19,6	-	1500	1,6
YOSO	22210 EK	50	90	23	107	108	11,8	7000	9500	0,62
YOSO	22210 E	50	90	23	107	108	11,8	7000	9500	0,63
YOSO	22210 CAK/W33	50	90	23	107	108	11,8	7000	9500	0,62
YOSO	22210 CA/W33	50	90	23	107	108	11,8	7000	9500	0,63
YOSO	BS2-2210-2CS/VT143	50	90	28	107	108	11,8	-	1900	0,7
YOSO	BS2-2210-2CSK/VT143	50	90	28	107	108	11,8	-	1900	0,68
YOSO	21310 EK	50	110	27	159	166	18,6	5600	7500	1,35
YOSO	21310 E	50	110	27	159	166	18,6	5600	7500	1,35
YOSO	22310 E	50	110	40	228	224	24	4800	6300	1,9
YOSO	22310 EK	50	110	40	228	224	24	4800	6300	1,85
YOSO	22310 E/VA405	50	110	40	228	224	24	4800	6300	1,9
YOSO	BS2-2310-2CS/VT143	50	110	45	228	224	24	-	1400	2,1
YOSO	21310 CAK/W33	50	110	27	159	166	18,6	5600	7500	1,35
YOSO	21310 CA/W33	50	110	27	159	166	18,6	5600	7500	1,35
YOSO	22310 CA/W33	50	110	40	228	224	24	4800	6300	1,9
YOSO	22310 CAK/W33	50	110	40	228	224	24	4800	6300	1,85
YOSO	22310 E.T41A	50	110	40	228	224	24	4800	6300	1,9
YOSO	22310.MB	50	110	45	228	224	24	-	1400	2,1
YOSO	22211 EK	55	100	25	129	127	13,7	6300	8500	0,82
YOSO	22211 E	55	100	25	129	127	13,7	6300	8500	0,84
YOSO	22211 CAK/W33	55	100	25	129	127	13,7	6300	8500	0,82
YOSO	22211 CA/W33	55	100	25	129	127	13,7	6300	8500	0,84
YOSO	BS2-2211-2CS/VT143	55	100	31	129	127	13,7	-	1700	1
YOSO	BS2-2211-2CSK/VT143	55	100	31	129	127	13,7	-	1700	1
YOSO	21311 EK	55	120	29	159	166	18,6	5600	7500	1,7
YOSO	21311 E	55	120	29	159	166	18,6	5600	7500	1,7
YOSO	22311 E	55	120	43	280	280	30	4300	5600	2,45
YOSO	22311 E/VA405	55	120	43	280	280	30	4300	5600	2,45
YOSO	22311 EK	55	120	43	280	280	30	4300	5600	2,4
YOSO	22311 EK/VA405	55	120	43	280	280	30	4300	5600	2,4
YOSO	21311 CAK/W33	55	120	29	159	166	18,6	5600	7500	1,7
YOSO	21311CA/W33	55	120	29	159	166	18,6	5600	7500	1,7
YOSO	22311 CA/W33	55	120	43	280	280	30	4300	5600	2,45
YOSO	22311 E.T41A	55	120	43	280	280	30	4300	5600	2,45
YOSO	22311 CAK/W33	55	120	43	280	280	30	4300	5600	2,4
YOSO	22311 EK.T41A	55	120	43	280	280	30	4300	5600	2,4
YOSO	22311MB	55	120	43	280	280	30	4300	5600	2,4
YOSO	BS2-2311-2CS/VT143	55	120	49	280	280	30	-	1400	2,8
YOSO	22212 EK	60	110	28	159	166	18,6	5600	7500	1,15
YOSO	22212 E	60	110	28	159	166	18,6	5600	7500	1,15
YOSO	22212 CAK/W33	60	110	28	159	166	18,6	5600	7500	1,15
YOSO	22212CA/W33	60	110	28	159	166	18,6	5600	7500	1,15
YOSO	BS2-2212-2CS/VT143	60	110	34	159	166	18,6	-	1600	1,3
YOSO	BS2-2212-2CSK/VT143	60	110	34	159	166	18,6	-	1600	1,3
YOSO	21312 EK	60	130	31	217	240	26,5	4800	6300	2,05
YOSO	21312 E	60	130	31	217	240	26,5	4800	6300	2,1
YOSO	22312 E	60	130	46	325	335	36,5	4000	5300	3,1
YOSO	22312 E/VA405	60	130	46	325	335	36,5	4000	5300	3,1
YOSO	22312 EK	60	130	46	325	335	36,5	4000	5300	3,05
YOSO	22312 EK/VA405	60	130	46	325	335	36,5	4000	5300	3,05
YOSO	21312 CAK/W33	60	130	31	217	240	26,5	4800	6300	2,05
YOSO	21312 CA/W33	60	130	31	217	240	26,5	4800	6300	2,1
YOSO	22312CA/W33	60	130	46	325	335	36,5	4000	5300	3,1

Brand	Type	d (mm)	D (mm)	B (mm)	dynamic C(kN)	static C ₀ (kN)	Fatigue load limit(k N)	Referenc e speed(r/ min)	Limitin g speed(r/min)	Mass (kg)
YOSO	22312 E.T41A	60	130	46	325	335	36,5	4000	5300	3,1
YOSO	22312 CAK/W33	60	130	46	325	335	36,5	4000	5300	3,05
YOSO	22312 EK.T41A	60	130	46	325	335	36,5	4000	5300	3,05
YOSO	22312 MB	60	130	46	325	335	36,5	4000	5300	3,05
YOSO	BS2-2312-2CS/VT143	60	130	53	325	335	36,5	-	1100	3,4
YOSO	24013 CCK30/W33	65	100	35	137	173	20,4	4300	6300	0,93
YOSO	24013-2CS5W/VT143	65	100	35	137	173	20,4	-	1000	0,95
YOSO	24013 CC/W33	65	100	35	137	173	20,4	4300	6300	0,95
YOSO	22213 E	65	120	31	198	216	24	5000	7000	1,55
YOSO	22213 EK	65	120	31	198	216	24	5000	7000	1,5
YOSO	24013 CA/W33	65	100	35	137	173	20,4	4300	6300	0,95
YOSO	22213 CA/W33	65	120	31	198	216	24	5000	7000	1,55
YOSO	22213 CAK/W33	65	120	31	198	216	24	5000	7000	1,5
YOSO	BS2-2213-2CS/VT143	65	120	38	198	216	24	-	1500	1,6
YOSO	BS2-2213-2CSK/VT143	65	120	38	198	216	24	-	1500	1,6
YOSO	21313 EK	65	140	33	243	270	29	4300	6000	2,5
YOSO	21313 E	65	140	33	243	270	29	4300	6000	2,55
YOSO	22313 E	65	140	48	357	360	38	3800	5000	3,75
YOSO	22313 E/VA405	65	140	48	357	360	38	3800	5000	3,75
YOSO	22313 EK	65	140	48	357	360	38	3800	5000	3,65
YOSO	22313 EK/VA405	65	140	48	357	360	38	3800	5000	3,65
YOSO	21313 CAK/W33	65	140	33	243	270	29	4300	6000	2,5
YOSO	21313CA/W33	65	140	33	243	270	29	4300	6000	2,55
YOSO	22313CA/W33	65	140	48	357	360	38	3800	5000	3,75
YOSO	22313 E.T41A	65	140	48	357	360	38	3800	5000	3,75
YOSO	22313 CAK/W33	65	140	48	357	360	38	3800	5000	3,65
YOSO	22313 EK.T41A	65	140	48	357	360	38	3800	5000	3,65
YOSO	22313 MB	65	140	48	357	360	38	3800	5000	3,65
YOSO	BS2-2313-2CS/VT143	65	140	56	357	360	38	-	1000	4,15
YOSO	22214 EK	70	125	31	213	228	25,5	5000	6700	1,5
YOSO	22214 E	70	125	31	213	228	25,5	5000	6700	1,55
YOSO	22214 CAK /W33	70	125	31	213	228	25,5	5000	6700	1,5
YOSO	22214CA/W33	70	125	31	213	228	25,5	5000	6700	1,55
YOSO	BS2-2214-2CS/VT143	70	125	38	213	228	25,5	-	1400	1,8
YOSO	BS2-2214-2CSK/VT143	70	125	38	213	228	25,5	-	1400	1,75
YOSO	21314 EK	70	150	35	291	325	34,5	4000	5600	3,05
YOSO	21314 E	70	150	35	291	325	34,5	4000	5600	3,1
YOSO	22314 E/VA405	70	150	51	413	430	45	3400	4500	4,55
YOSO	22314 E	70	150	51	413	430	45	3400	4500	4,55
YOSO	22314 EK	70	150	51	413	430	45	3400	4500	4,45
YOSO	22314 EK/VA405	70	150	51	413	430	45	3400	4500	4,45
YOSO	BS2-2314-2CS/VT143	70	150	60	413	430	45	-	900	5,1
YOSO	21314 CAK/W33	70	150	35	291	325	34,5	4000	5600	3,05
YOSO	21314CA/W33	70	150	35	291	325	34,5	4000	5600	3,1
YOSO	22314 E.T41A	70	150	51	413	430	45	3400	4500	4,55
YOSO	22314 CA/W33	70	150	51	413	430	45	3400	4500	4,55
YOSO	22314 CAK/W33	70	150	51	413	430	45	3400	4500	4,45
YOSO	22314 EK.T41A	70	150	51	413	430	45	3400	4500	4,45
YOSO	22314MB	70	150	60	413	430	45	-	900	5,1
YOSO	24015-2CS2/VT143	75	115	40	181	232	28,5	-	950	1,55
YOSO	24015 CCK30/W33	75	115	40	181	232	28,5	3800	5300	1,55
YOSO	24015 CC/W33	75	115	40	181	232	28,5	3800	5300	1,55
YOSO	22215 E	75	130	31	217	240	26,5	4800	6300	1,7
YOSO	22215 EK	75	130	31	217	240	26,5	4800	6300	1,65
YOSO	22215CA/W33	75	130	31	217	240	26,5	4800	6300	1,7
YOSO	22215CAK/W33	75	130	31	217	240	26,5	4800	6300	1,65
YOSO	BS2-2215-2CS/VT143	75	130	38	217	240	26,5	-	1300	2,1
YOSO	BS2-2215-2CSK/VT143	75	130	38	217	240	26,5	-	1300	2,05
YOSO	21315 EK	75	160	37	291	325	34,5	4000	5600	3,7
YOSO	21315 E	75	160	37	291	325	34,5	4000	5600	3,75

Brand	Type	d (mm)	D (mm)	B (mm)	dynamic C(kN)	static C ₀ (kN)	Fatigue load limit(kN)	Reference speed(r/min)	Limiting speed(r/min)	Mass (kg)
YOSO	22315 E	75	160	55	462	475	48	3200	4300	5,55
YOSO	22315 EK	75	160	55	462	475	48	3200	4300	5,45
YOSO	22315 EJA/VA405	75	160	55	462	475	48	3200	4300	5,55
YOSO	22315 EKJA/VA405	75	160	55	462	475	48	3200	4300	5,45
YOSO	BS2-2315-2CS/VT143	75	160	64	462	475	48	-	950	6,5
YOSO	21315 CAK/W33	75	160	37	291	325	34,5	4000	5600	3,7
YOSO	21315CA/W33	75	160	37	291	325	34,5	4000	5600	3,75
YOSO	22315 CA/W33	75	160	55	462	475	48	3200	4300	5,55
YOSO	22315 CAK/W33	75	160	55	462	475	48	3200	4300	5,45
YOSO	22315 E.T41A	75	160	55	462	475	48	3200	4300	5,55
YOSO	22315 EK.T41A	75	160	55	462	475	48	3200	4300	5,45
YOSO	22315MB	75	160	64	462	475	48	-	950	6,5
YOSO	22216 EK	80	140	33	243	270	29	4300	6000	2,05
YOSO	22216 E	80	140	33	243	270	29	4300	6000	2,1
YOSO	22216CAK/W33	80	140	33	243	270	29	4300	6000	2,05
YOSO	22216CA/W33	80	140	33	243	270	29	4300	6000	2,1
YOSO	BS2-2216-2CS/VT143	80	140	40	243	270	29	-	1200	2,4
YOSO	BS2-2216-2CSK/VT143	80	140	40	243	270	29	-	1200	2,35
YOSO	21316 EK	80	170	39	331	375	39	3800	5300	4,4
YOSO	21316 E	80	170	39	331	375	39	3800	5300	4,45
YOSO	22316 E	80	170	58	516	540	54	3000	4000	6,6
YOSO	22316 EK	80	170	58	516	540	54	3000	4000	6,45
YOSO	22316 EJA/VA405	80	170	58	516	540	54	3000	4000	6,6
YOSO	22316 EKJA/VA405	80	170	58	516	540	54	3000	4000	6,45
YOSO	BS2-2316-2CS/VT143	80	170	67	516	540	54	-	800	7,2
YOSO	21316 CAK/W33	80	170	39	331	375	39	3800	5300	4,4
YOSO	21316 CA/W33	80	170	39	331	375	39	3800	5300	4,45
YOSO	22316CA/W33	80	170	58	516	540	54	3000	4000	6,6
YOSO	22316CAK/W33	80	170	58	516	540	54	3000	4000	6,45
YOSO	22316 E.T41A	80	170	58	516	540	54	3000	4000	6,6
YOSO	22316 EK.T41A	80	170	58	516	540	54	3000	4000	6,45
YOSO	22316MB	80	170	67	516	540	54	-	800	7,2
YOSO	22217 EK	85	150	36	291	325	34,5	4000	5600	2,6
YOSO	22217 E	85	150	36	291	325	34,5	4000	5600	2,65
YOSO	22217 CAK/W33	85	150	36	291	325	34,5	4000	5600	2,6
YOSO	22217CA/W33	85	150	36	291	325	34,5	4000	5600	2,65
YOSO	BS2-2217-2CS/VT143	85	150	44	291	325	34,5	-	1100	3
YOSO	BS2-2217-2CSK/VT143	85	150	44	291	325	34,5	-	1100	2,9
YOSO	21317 EK	85	180	41	331	375	39	3800	5300	5,15
YOSO	21317 E	85	180	41	331	375	39	3800	5300	5,2
YOSO	22317 E	85	180	60	577	620	61	2800	3800	7,65
YOSO	22317 EK	85	180	60	577	620	61	2800	3800	7,5
YOSO	22317 EJA/VA406	85	180	60	577	620	61	2800	3800	7,65
YOSO	22317 EJA/VA405	85	180	60	577	620	61	2800	3800	7,65
YOSO	22317 EKJA/VA405	85	180	60	577	620	61	2800	3800	7,5
YOSO	21317 CAK/W33	85	180	41	331	375	39	3800	5300	5,15
YOSO	21317CA/W33	85	180	41	331	375	39	3800	5300	5,2
YOSO	22317 CA/W33	85	180	60	577	620	61	2800	3800	7,65
YOSO	22317 CAK/W33	85	180	60	577	620	61	2800	3800	7,5
YOSO	22317 E.T41A	85	180	60	577	620	61	2800	3800	7,65
YOSO	22317 EK.T41A	85	180	60	577	620	61	2800	3800	7,65
YOSO	22317 MB	85	180	60	577	620	61	2800	3800	7,5
YOSO	22218 EK	90	160	40	331	375	39	3800	5300	3,35
YOSO	22218 E	90	160	40	331	375	39	3800	5300	3,4
YOSO	22218 CAK/W33	90	160	40	331	375	39	3800	5300	3,35
YOSO	22218CA/W33	90	160	40	331	375	39	3800	5300	3,4
YOSO	BS2-2218-2CS/VT143	90	160	48	331	375	39	-	1000	3,7
YOSO	BS2-2218-2CSK/VT143	90	160	48	331	375	39	-	1000	3,6
YOSO	23218 CCK/W33	90	160	52,4	372	440	48	2800	3800	4,5
YOSO	23218 CC/W33	90	160	52,4	372	440	48	2800	3800	4,65

Brand	Type	d (mm)	D (mm)	B (mm)	dynamic C(kN)	static C ₀ (kN)	Fatigue load limit(k N)	Referenc e speed(r/ min)	Limitin g speed(r/min)	Mass (kg)
YOSO	21318 E	90	190	43	393	450	46,5	3600	4800	6,1
YOSO	21318 EK	90	190	43	393	450	46,5	3600	4800	6
YOSO	22318 EK	90	190	64	637	695	67	2600	3600	8,85
YOSO	22318 EJA/VA405	90	190	64	637	695	67	2600	3600	9,05
YOSO	22318 E	90	190	64	637	695	67	2600	3600	9,05
YOSO	22318 EKJA/VA405	90	190	64	637	695	67	2600	3600	8,85
YOSO	23218 CAK/W33	90	160	52,4	372	440	48	2800	3800	4,5
YOSO	23218 CA/W33	90	160	52,4	372	440	48	2800	3800	4,65
YOSO	21318 CA/W33	90	190	43	393	450	46,5	3600	4800	6,1
YOSO	21318 CAK/W33	90	190	43	393	450	46,5	3600	4800	6
YOSO	22318 CAK/W33	90	190	64	637	695	67	2600	3600	8,85
YOSO	22318 E.T41A	90	190	64	637	695	67	2600	3600	9,05
YOSO	22318 CA/W33	90	190	64	637	695	67	2600	3600	9,05
YOSO	22318 MB	90	190	64	637	695	67	2600	3600	8,85
YOSO	22219 E	95	170	43	393	450	46,5	3600	4800	4,15
YOSO	22219 EK	95	170	43	393	450	46,5	3600	4800	4,05
YOSO	21319 EK	95	200	45	433	490	49	3400	4500	6,95
YOSO	21319 E	95	200	45	433	490	49	3400	4500	7,05
YOSO	22319 E	95	200	67	699	765	73,5	2600	3400	10,5
YOSO	22319 EK	95	200	67	699	765	73,5	2600	3400	10,5
YOSO	22319 EJA/VA405	95	200	67	699	765	73,5	2600	3400	10,5
YOSO	22319 EKJA/VA405	95	200	67	699	765	73,5	2600	3400	10,5
YOSO	22219 CA/W33	95	170	43	393	450	46,5	3600	4800	4,15
YOSO	22219CAK/W33	95	170	43	393	450	46,5	3600	4800	4,05
YOSO	21319CAK/W33	95	200	45	433	490	49	3400	4500	6,95
YOSO	21319CA/W33	95	200	45	433	490	49	3400	4500	7,05
YOSO	22319CA/W33	95	200	67	699	765	73,5	2600	3400	10,5
YOSO	22319 CAK/W33	95	200	67	699	765	73,5	2600	3400	10,5
YOSO	22319 E.T41A	95	200	67	699	765	73,5	2600	3400	10,5
YOSO	22319 EK.T41A	95	200	67	699	765	73,5	2600	3400	10,5
YOSO	22319 MB	95	200	67	699	765	73,5	2600	3400	10,5
YOSO	24020-2CS2/VT143	100	150	50	296	415	45,5	-	800	3,2
YOSO	24020 CCK30/W33	100	150	50	296	415	45,5	2800	4000	3,1
YOSO	24020 CC/W33	100	150	50	296	415	45,5	2800	4000	3,15
YOSO	23120 CC/W33	100	165	52	385	490	53	3000	4000	4,55
YOSO	24020 CA/W33	100	150	50	296	415	45,5	2800	4000	3,15
YOSO	23120 CA/W33	100	165	52	385	490	53	3000	4000	4,55
YOSO	23120-2CS2/VT143	100	165	52	386	490	53	-	850	4,4
YOSO	23120 CCK/W33	100	165	52	385	490	53	3000	4000	4,4
YOSO	24120-2CS5/VT143	100	165	65	470	640	68	-	670	5,65
YOSO	24120 CCK30/W33	100	165	65	468	640	68	2400	3200	5,55
YOSO	24120 CC/W33	100	165	65	468	640	68	2400	3200	5,65
YOSO	22220 E	100	180	46	433	490	49	3400	4500	4,9
YOSO	22220 EK	100	180	46	433	490	49	3400	4500	4,8
YOSO	24120 CAK30/W33	100	165	65	468	640	68	2400	3200	5,55
YOSO	24120 CA/W33	100	165	65	468	640	68	2400	3200	5,65
YOSO	22220 CA/W33	100	180	46	433	490	49	3400	4500	4,9
YOSO	22220 CAK/W33	100	180	46	433	490	49	3400	4500	4,8
YOSO	BS2-2220-2CS5/VT143	100	180	55	433	490	49	-	900	5,5
YOSO	BS2-2220-2CS5K/VT143	100	180	55	433	490	49	-	900	5,35
YOSO	23220 CCK/W33	100	180	60,3	498	600	63	2400	3400	6,65
YOSO	23220-2CS/VT143	100	180	60,3	499	600	63	-	700	6,85
YOSO	23220 CC/W33	100	180	60,3	498	600	63	2400	3400	6,85
YOSO	21320 E	100	215	47	433	490	49	3400	4500	8,6
YOSO	21320 EK	100	215	47	433	490	49	3400	4500	8,5
YOSO	22320 EK	100	215	73	847	950	88	2400	3000	13
YOSO	22320 EJA/VA406	100	215	73	847	950	88	2400	3000	13,5
YOSO	22320 EJA/VA405	100	215	73	847	950	88	2400	3000	13,5
YOSO	22320 E	100	215	73	847	950	88	2400	3000	13,5

Brand	Type	d (mm)	D (mm)	B (mm)	dynamic C(kN)	static C ₀ (kN)	Fatigue load limit(kN)	Reference speed(r/min)	Limiting speed(r/min)	Mass (kg)
YOSO	22320 EKJA/VA405	100	215	73	847	950	88	2400	3400	13
YOSO	23022 CCK/W33	110	170	45	326	440	46,5	3400	4300	3,7
YOSO	23022 CC/W33	110	170	45	326	440	46,5	3400	4300	3,8
YOSO	23220 CA/W33	100	180	60,3	498	600	63	2400	3400	6,85
YOSO	21320 CA/W33	100	215	47	433	490	49	3400	4500	8,6
YOSO	21320 CAK/W33	100	215	47	433	490	49	3400	4500	8,5
YOSO	22320 CAK/W33	100	215	73	847	950	88	2400	3000	13
YOSO	22320 E.T41A	100	215	73	847	950	88	2400	3000	13,5
YOSO	22320 MB	100	215	73	847	950	88	2400	3000	13,5
YOSO	22320CA/W33	100	215	73	847	950	88	2400	3000	13,5
YOSO	22320 EK.T41A	100	215	73	847	950	88	2400	3400	13
YOSO	23022 CCK/W33	110	170	45	326	440	46,5	3400	4300	3,7
YOSO	23022 CC/W33	110	170	45	326	440	46,5	3400	4300	3,8
YOSO	23022 CAK/W33	110	170	45	326	440	46,5	3400	4300	3,7
YOSO	23022 CA/W33	110	170	45	326	440	46,5	3400	4300	3,8
YOSO	23022-2CS/VT143	110	170	45	326	440	46,5	-	900	3,8
YOSO	24022-2CS/VT143	110	170	60	438	620	67	-	670	5
YOSO	24022 CCK30/W33	110	170	60	437	620	67	2400	3600	4,9
YOSO	24022 CC/W33	110	170	60	437	620	67	2400	3600	5
YOSO	23122 CC/W33	110	180	56	450	585	61	2800	3600	5,75
YOSO	24022 CAK30/W33	110	170	60	437	620	67	2400	3600	4,9
YOSO	24022 CA/W33	110	170	60	437	620	67	2400	3600	5
YOSO	23122 CA/W33	110	180	56	450	585	61	2800	3600	5,75
YOSO	23122-2CS5/VT143	110	180	56	451	585	61	-	800	5,75
YOSO	23122 CCK/W33	110	180	56	450	585	61	2800	3600	5,55
YOSO	23122 CAK/W33	110	180	56	450	585	61	2800	3600	5,55
YOSO	23122-2CS5K/VT143	110	180	56	451	585	61	-	800	5,55
YOSO	24122 CCK30/W33	110	180	69	539	750	78	2000	3000	7
YOSO	24122 CAK30/W33	110	180	69	539	750	78	2000	3000	7
YOSO	24122-2CS5/VT143	110	180	69	540	750	78	-	630	7,1
YOSO	24122 CC/W33	110	180	69	539	750	78	2000	3000	7,1
YOSO	22222 E	110	200	53	572	640	63	3000	4000	7
YOSO	22222 EK	110	200	53	572	640	63	3000	4000	6,85
YOSO	24122 CA/W33	110	180	69	539	750	78	2000	3000	7,1
YOSO	22222CA/W33	110	200	53	572	640	63	3000	4000	7
YOSO	22222 CAK/W33	110	200	53	572	640	63	3000	4000	6,85
YOSO	BS2-2222-2CS5/VT143	110	200	63	572	640	63	-	800	7,6
YOSO	BS2-2222-2CS5K/VT143	110	200	63	572	640	63	-	800	7,4
YOSO	23222-2CS5K/VT143	110	200	69,8	627	765	76,5	-	640	9,55
YOSO	23222 CCK/W33	110	200	69,8	626	765	76,5	2200	3200	9,55
YOSO	23222-2CS5/VT143	110	200	69,8	627	765	76,5	-	640	9,85
YOSO	23222 CC/W33	110	200	69,8	626	765	76,5	2200	3200	9,85
YOSO	22322 E	110	240	80	989	1120	100	2000	2800	18,4
YOSO	22322 EJA/VA406	110	240	80	989	1120	100	2000	2800	18,4
YOSO	22322 EJA/VA405	110	240	80	989	1120	100	2000	2800	18,4
YOSO	22322 EK	110	240	80	989	1120	100	2000	2800	18
YOSO	22322 EKJA/VA405	110	240	80	989	1120	100	2000	2800	18
YOSO	23024 CCK/W33	120	180	46	366	510	53	3200	4000	4,05
YOSO	23222 CA/W33	110	200	69,8	626	765	76,5	2200	3200	9,85
YOSO	22322 CA/W33	110	240	80	989	1120	100	2000	2800	18,4
YOSO	22322 ED.T41A	110	240	80	989	1120	100	2000	2800	18,4
YOSO	22322 EDK.T41A	110	240	80	989	1120	100	2000	2800	18,4
YOSO	22322CAK/W33	110	240	80	989	1120	100	2000	2800	18
YOSO	22322 MB	110	240	80	989	1120	100	2000	2800	18
YOSO	23024 CAK/W33	120	180	46	366	510	53	3200	4000	4,05
YOSO	23024-2CS5/VT143	120	180	46	367	510	53	-	850	4,2
YOSO	23024-2CS2/VT143	120	180	46	367	510	53	-	850	4,2
YOSO	23024 CC/W33	120	180	46	366	510	53	3200	4000	4,2
YOSO	24024 CC/W33	120	180	60	456	670	68	2400	3400	5,45

Brand	Type	d (mm)	D (mm)	B (mm)	dynamic C(kN)	static C ₀ (kN)	Fatigue load limit(k N)	Referenc e speed(r/ min)	Limitin g speed(r/min)	Mass (kg)
YOSO	23024 CA/W33	120	180	46	366	510	53	3200	4000	4,2
YOSO	24024 CA/W33	120	180	60	456	670	68	2400	3400	5,45
YOSO	24024-2CS5/VT143	120	180	60	457	670	68	-	670	5,45
YOSO	24024 CCK30/W33	120	180	60	456	670	68	2400	3400	5,35
YOSO	23124 CC/W33	120	200	62	534	695	71	2600	3400	8
YOSO	23124 CCK/W33	120	200	62	534	695	71	2600	3400	7,75
YOSO	24124 CC/W33	120	200	80	679	950	95	1900	2600	10,3
YOSO	24124 CCK30/W33	120	200	80	679	950	95	1900	2600	10
YOSO	24124-2CS5/VT143	120	200	80	680	950	95	-	560	10,5
YOSO	22224 EK	120	215	58	652	765	73,5	2800	3800	8,5
YOSO	22224 E	120	215	58	652	765	73,5	2800	3800	8,7
YOSO	23124 CA/W33	120	200	62	534	695	71	2600	3400	8
YOSO	23124 CAK/W33	120	200	62	534	695	71	2600	3400	7,75
YOSO	24124 CA/W33	120	200	80	679	950	95	1900	2600	10,3
YOSO	24124 CAK30/W33	120	200	80	679	950	95	1900	2600	10
YOSO	24124-2CS5/VT143	120	200	80	680	950	95	-	560	10,5
YOSO	22224CAK/W33	120	215	58	652	765	73,5	2800	3800	8,5
YOSO	22224CA/W33	120	215	58	652	765	73,5	2800	3800	8,7
YOSO	BS2-2224-2CS5/VT143	120	215	69	652	765	73,5	-	750	9,75
YOSO	BS2-2224-2CS5K/VT143	120	215	69	652	765	73,5	-	750	9,5
YOSO	23224-2CS5K/VT143	120	215	76	734	930	93	-	600	11,5
YOSO	23224 CCK/W33	120	215	76	732	930	93	2000	2800	11,5
YOSO	23224 CAK/W33	120	215	76	732	930	93	2000	2800	11,5
YOSO	23224-2CS5/VT143	120	215	76	734	930	93	-	600	12
YOSO	23224 CC/W33	120	215	76	732	930	93	2000	2800	12
YOSO	22324 CCJA/W33VA406	120	260	86	1019	1120	100	2000	2600	23
YOSO	22324 CCJA/W33VA405	120	260	86	1019	1120	100	2000	2600	23
YOSO	22324 CC/W33	120	260	86	1019	1120	100	2000	2600	23
YOSO	22324-2CS5/VT143	120	260	86	1022	1120	100	-	600	23
YOSO	22324 CCK/W33	120	260	86	1019	1120	100	2000	2600	22,5
YOSO	23224 CA/W33	120	215	76	732	930	93	2000	2800	12
YOSO	22324 CAK/W33VA406	120	260	86	1019	1120	100	2000	2600	23
YOSO	22324 ED.T41A	120	260	86	1019	1120	100	2000	2600	23
YOSO	22324 EDK.T41A	120	260	86	1019	1120	100	2000	2600	23
YOSO	22324MB	120	260	86	1022	1120	100	-	600	23
YOSO	22324 CAK/W33	120	260	86	1019	1120	100	2000	2600	22,5
YOSO	22324 CCKJA/W33VA405	120	260	86	1019	1120	100	2000	2600	22,5
YOSO	22324-2CS5K/VT143	120	260	86	1022	1120	100	-	600	22,5
YOSO	23026-2CS5K/VT143	130	200	52	452	610	62	-	800	5,8
YOSO	23026 CCK/W33	130	200	52	452	610	62	2800	3600	5,8
YOSO	23026 CAK/W33	130	200	52	452	610	62	2800	3600	5,8
YOSO	23026-2CS5/VT143	130	200	52	452	610	62	-	800	6
YOSO	23026 CC/W33	130	200	52	452	610	62	2800	3600	6
YOSO	24026 CC/W33	130	200	69	569	815	81,5	2000	3000	8,05
YOSO	23026 CA/W33	130	200	52	452	610	62	2800	3600	6
YOSO	24026 CA/W33	130	200	69	569	815	81,5	2000	3000	8,05
YOSO	24026-2CS5/VT143	130	200	69	570	815	81,5	-	600	8,05
YOSO	24026 CCK30/W33	130	200	69	569	815	81,5	2000	3000	7,9
YOSO	23126 CC/W33	130	210	64	586	780	78	2400	3200	8,8
YOSO	23126 CCK/W33	130	210	64	586	780	78	2400	3200	8,5
YOSO	24126 CC/W33	130	210	80	699	1000	100	1700	2400	11
YOSO	24126 CCK30/W33	130	210	80	699	1000	100	1700	2400	11
YOSO	24026 CAK30/W33	130	200	69	569	815	81,5	2000	3000	7,9
YOSO	23126 CA/W33	130	210	64	586	780	78	2400	3200	8,8
YOSO	23126 CAK/W33	130	210	64	586	780	78	2400	3200	8,5
YOSO	24126 CA/W33	130	210	80	699	1000	100	1700	2400	11

Brand	Type	d (mm)	D (mm)	B (mm)	dynamic C(kN)	static C ₀ (kN)	Fatigue load limit(k N)	Referenc e speed(r/ min)	Limitin g speed(r/min)	Mass (kg)
YOSO	24126 CAK30/W33	130	210	80	699	1000	100	1700	2400	11
YOSO	24126-2CS5/VT143	130	210	80	701	1000	100	-	530	11
YOSO	22226 EK	130	230	64	758	930	88	2600	3600	10,7
YOSO	22226 E	130	230	64	758	930	88	2600	3600	11
YOSO	22226 CAK/W33	130	230	64	758	930	88	2600	3600	10,7
YOSO	22226CA/W33	130	230	64	758	930	88	2600	3600	11
YOSO	BS2-2226-2CS5/VT143	130	230	75	758	930	88	-	700	11
YOSO	BS2-2226-2CS5K/VT143	130	230	75	758	930	88	-	700	10,5
YOSO	23226-2CS5K/VT143	130	230	80	828	1060	104	-	500	13,8
YOSO	23226 CCK/W33	130	230	80	826	1060	104	1900	2600	14
YOSO	23226 CAK/W33	130	230	80	826	1060	104	1900	2600	14
YOSO	23226-2CS5/VT143	130	230	80	828	1060	104	-	500	13,8
YOSO	23226 CC/W33	130	230	80	826	1060	104	1900	2600	14,5
YOSO	22326 CCJA/W33VA406	130	280	93	1176	1320	114	1800	2400	29
YOSO	22326 CC/W33	130	280	93	1176	1320	114	1800	2400	29
YOSO	22326 CCJA/W33VA405	130	280	93	1176	1320	114	1800	2400	29
YOSO	23226 CA/W33	130	230	80	826	1060	104	1900	2600	14,5
YOSO	22326EAS.M	130	280	93	1176	1320	114	1800	2400	29
YOSO	22326 EASK.M	130	280	93	1176	1320	114	1800	2400	29
YOSO	22326 EDK.T41A	130	280	93	1176	1320	114	1800	2400	29
YOSO	22326-2CS5/VT143	130	280	93	1178	1320	114	-	500	27,6
YOSO	22326 CCK/W33	130	280	93	1176	1320	114	1800	2400	28,5
YOSO	22326 CAK/W33	130	280	93	1176	1320	114	1800	2400	28,5
YOSO	22326 CCKJA/W33VA405	130	280	93	1176	1320	114	1800	2400	28,5
YOSO	22326-2CS5K/VT143	130	280	93	1178	1320	114	-	500	27,6
YOSO	23028-2CS5K/VT143	140	210	53	485	680	68	-	700	6,55
YOSO	23028 CCK/W33	140	210	53	485	680	68	2600	3400	6,35
YOSO	23028-2CS5/VT143	140	210	53	485	680	68	-	700	6,55
YOSO	23028 CC/W33	140	210	53	485	680	68	2600	3400	6,55
YOSO	24028 CC/W33	140	210	69	600	900	88	2000	2800	8,55
YOSO	23028 CA/W33	140	210	53	485	680	68	2600	3400	6,55
YOSO	24028 CA/W33	140	210	69	600	900	88	2000	2800	8,55
YOSO	24028-2CS5/VT143	140	210	69	601	900	88	-	560	8,55
YOSO	24028 CCK30/W33	140	210	69	600	900	88	2000	2800	8,4
YOSO	23128 CC/W33	140	225	68	659	900	88	2200	2800	10,5
YOSO	23128 CCK/W33	140	225	68	659	900	88	2200	2800	10
YOSO	24128 CC/W33	140	225	85	796	1160	112	1600	2200	13,5
YOSO	24128 CCK30/W33	140	225	85	796	1160	112	1600	2200	13,5
YOSO	23128 CA/W33	140	225	68	659	900	88	2200	2800	10,5
YOSO	23128 CAK/W33	140	225	68	659	900	88	2200	2800	10
YOSO	24128 CA/W33	140	225	85	796	1160	112	1600	2200	13,5
YOSO	24128 CAK30/W33	140	225	85	796	1160	112	1600	2200	13,5
YOSO	24128-2CS5/VT143	140	225	85	797	1160	112	-	450	13,5
YOSO	22228-2CS5/VT143	140	250	68	744	900	86,5	-	670	14
YOSO	22228 CCK/W33	140	250	68	743	900	86,5	2400	3200	13,5
YOSO	22228 CC/W33	140	250	68	743	900	86,5	2400	3200	14
YOSO	22228 CAK/W33	140	250	68	743	900	86,5	2400	3200	13,5
YOSO	22228 CA/W33	140	250	68	743	900	86,5	2400	3200	14
YOSO	22228-2CS5K/VT143	140	250	68	744	900	86,5	-	670	14
YOSO	23228-2CS5K/VT143	140	250	88	963	1250	120	-	480	19
YOSO	23228 CC/W33	140	250	88	962	1250	120	1700	2400	19
YOSO	23228 CCK/W33	140	250	88	962	1250	120	1700	2400	18,5
YOSO	23228 CA/W33	140	250	88	962	1250	120	1700	2400	19
YOSO	23228 CAK/W33	140	250	88	962	1250	120	1700	2400	18,5
YOSO	23228-2CS5/VT143	140	250	88	963	1250	120	-	480	19

Brand	Type	d (mm)	D (mm)	B (mm)	dynamic C(kN)	static C ₀ (kN)	Fatigue load limit(kN)	Reference speed(r/min)	Limiting speed(r/min)	Mass (kg)
YOSO	22328 CCJA/W33VA406	140	300	102	1357	1560	132	1700	2200	36,5
YOSO	22328 CCJA/W33VA405	140	300	102	1357	1560	132	1700	2200	36,5
YOSO	22328 CC/W33	140	300	102	1357	1560	132	1700	2200	36,5
YOSO	22328 ED.T41A	140	300	102	1357	1560	132	1700	2200	36,5
YOSO	22328 EDK.T41A	140	300	102	1357	1560	132	1700	2200	36,5
YOSO	22328 CA/W33	140	300	102	1357	1560	132	1700	2200	36,5
YOSO	22328-2CS5/VT143	140	300	102	1359	1560	132	-	430	36,5
YOSO	22328 CCK/W33	140	300	102	1357	1560	132	1700	2200	36
YOSO	22328 CCKJA/W33VA405	140	300	102	1357	1560	132	1700	2200	35,5
YOSO	22328 CAK/W33	140	300	102	1357	1560	132	1700	2200	36
YOSO	22328MB	140	300	102	1357	1560	132	1700	2200	35,5
YOSO	22328-2CS5K/VT143	140	300	102	1359	1560	132	-	430	35,5
YOSO	23030-2CS5/VT143	150	225	56	532	750	73,5	-	670	7,95
YOSO	23030 CCK/W33	150	225	56	531	750	73,5	2400	3200	7,7
YOSO	23030 CAK/W33	150	225	56	531	750	73,5	2400	3200	7,7
YOSO	23030-2CS5/VT143	150	225	56	532	750	73,5	-	670	7,95
YOSO	23030 CC/W33	150	225	56	531	750	73,5	2400	3200	7,95
YOSO	24030 CC/W33	150	225	75	680	1040	100	1800	2600	10,5
YOSO	23030 CA/W33	150	225	56	531	750	73,5	2400	3200	7,95
YOSO	24030 CA/W33	150	225	75	680	1040	100	1800	2600	10,5
YOSO	24030-2CS5/VT143	150	225	75	681	1040	100	-	530	10,5
YOSO	24030 CCK30/W33	150	225	75	680	1040	100	1800	2600	10,5
YOSO	23130-2CS5/VT143	150	250	80	884	1200	114	-	560	16
YOSO	23130 CC/W33	150	250	80	883	1200	114	2000	2600	16
YOSO	23130 CCK/W33	150	250	80	883	1200	114	2000	2600	15,5
YOSO	23130 CA/W33	150	250	80	883	1200	114	2000	2600	16
YOSO	23130 CAK/W33	150	250	80	883	1200	114	2000	2600	15,5
YOSO	23130-2CS5K/VT143	150	250	80	884	1200	114	-	560	15,5
YOSO	24130-2CS5K30/VT143	150	250	100	1056	1530	146	-	400	19,5
YOSO	24130 CC/W33	150	250	100	1054	1530	146	1400	2000	20
YOSO	24130 CCK30/W33	150	250	100	1054	1530	146	1400	2000	19,5
YOSO	24130 CA/W33	150	250	100	1054	1530	146	1400	2000	20
YOSO	24130 CAK30/W33	150	250	100	1054	1530	146	1400	2000	19,5
YOSO	24130-2CS5/VT143	150	250	100	1056	1530	146	-	400	20
YOSO	22230-2CS5/VT143	150	270	73	899	1080	102	-	630	17,5
YOSO	22230 CCK/W33	150	270	73	898	1080	102	2200	3000	17,5
YOSO	22230 CC/W33	150	270	73	898	1080	102	2200	3000	18
YOSO	22230 CAK/W33	150	270	73	898	1080	102	2200	3000	17,5
YOSO	22230 CA/W33	150	270	73	898	1080	102	2200	3000	18
YOSO	22230-2CS5K/VT143	150	270	73	899	1080	102	-	630	17,5
YOSO	23230-2CS5K/VT143	150	270	96	1132	1460	137	-	430	23,3
YOSO	23230 CC/W33	150	270	96	1129	1460	137	1600	2200	24,5
YOSO	23230 CCK/W33	150	270	96	1129	1460	137	1600	2200	24
YOSO	23230 CA/W33	150	270	96	1129	1460	137	1600	2200	24,5
YOSO	23230 CAK/W33	150	270	96	1129	1460	137	1600	2200	24
YOSO	23230-2CS5/VT143	150	270	96	1132	1460	137	-	430	23,3
YOSO	22330 CCJA/W33VA406	150	320	108	1539	1760	146	1600	2000	43,5
YOSO	22330 CCJA/W33VA405	150	320	108	1539	1760	146	1600	2000	43,5
YOSO	22330-2CS5/VT143	150	320	108	1541	1760	146	-	400	43,5
YOSO	22330 CC/W33	150	320	108	1539	1760	146	1600	2000	43,5
YOSO	22330 CCK/W33	150	320	108	1539	1760	146	1600	2000	42,5
YOSO	22330 CCKJA/W33VA405	150	320	108	1539	1760	146	1600	2000	42,5
YOSO	22330 EDK.T41A	150	320	108	1539	1760	146	1600	2000	43,5
YOSO	22330 AS.MA.T41A	150	320	108	1539	1760	146	1600	2000	43,5

Brand	Type	d (mm)	D (mm)	B (mm)	dynamic C(kN)	static C ₀ (kN)	Fatigue load limit(kN)	Reference speed(r/min)	Limiting speed(r/min)	Mass (kg)
YOSO	22330MB	150	320	108	1541	1760	146	-	400	43,5
YOSO	22330 CA/W33	150	320	108	1539	1760	146	1600	2000	43,5
YOSO	22330 CAK/W33	150	320	108	1539	1760	146	1600	2000	42,5
YOSO	22330MA	150	320	108	1539	1760	146	1600	2000	42,5
YOSO	22330-2CS5K/VT143	150	320	108	1541	1760	146	-	400	42,5
YOSO	23032-2CS5K/VT143	160	240	60	615	880	83	-	670	9,7
YOSO	23032 CCK/W33	160	240	60	614	880	83	2400	3000	9,4
YOSO	23032 CC/W33	160	240	60	614	880	83	2400	3000	9,7
YOSO	23032 CA/W33	160	240	60	614	880	83	2400	3000	9,7
YOSO	23032-2CS5/VT143	160	240	60	615	880	83	-	670	9,7
YOSO	24032 CCK30/W33	160	240	80	783	1200	114	1700	2400	13
YOSO	24032-2CS5/VT143	160	240	80	784	1200	114	-	450	13
YOSO	24032 CC/W33	160	240	80	783	1200	114	1700	2400	13
YOSO	24032 CA/W33	160	240	80	783	1200	114	1700	2400	13
YOSO	24032-2CS5K30/VT143	160	240	80	784	1200	114	-	450	13
YOSO	23132 CC/W33	160	270	86	1029	1370	129	1900	2400	20,5
YOSO	23132 CCK/W33	160	270	86	1029	1370	129	1900	2400	20
YOSO	23132 CA/W33	160	270	86	1029	1370	129	1900	2400	20,5
YOSO	23132 CAK/W33	160	270	86	1029	1370	129	1900	2400	20
YOSO	23132-2CS5/VT143	160	270	86	1030	1370	129	-	530	20,5
YOSO	24132 CCK30/W33	160	270	109	1227	1760	163	1300	1900	24,5
YOSO	24132 CAK30/W33	160	270	109	1227	1760	163	1300	1900	24,5
YOSO	24132-2CS5/VT143	160	270	109	1229	1760	163	-	380	25
YOSO	24132 CC/W33	160	270	109	1227	1760	163	1300	1900	25
YOSO	22232 CC/W33	160	290	80	1043	1290	118	2000	2800	22,5
YOSO	24132 CA/W33	160	270	109	1227	1760	163	1300	1900	25
YOSO	22232 CA/W33	160	290	80	1043	1290	118	2000	2800	22,5
YOSO	22232-2CS5/VT143	160	290	80	1044	1290	118	-	600	22,5
YOSO	22232 CCK/W33	160	290	80	1043	1290	118	2000	2800	22
YOSO	22232 CAK/W33	160	290	80	1043	1290	118	2000	2800	22
YOSO	22232-2CS5K/VT143	160	290	80	1044	1290	118	-	600	22,5
YOSO	23232 CCK/W33	160	290	104	1281	1660	153	1500	2200	30
YOSO	23232 CC/W33	160	290	104	1281	1660	153	1500	2200	31
YOSO	22332 CC/W33	160	340	114	1680	1960	160	1500	1900	52
YOSO	23232 CAK/W33	160	290	104	1281	1660	153	1500	2200	30
YOSO	23232 CA/W33	160	290	104	1281	1660	153	1500	2200	31
YOSO	22332 CA/W33	160	340	114	1680	1960	160	1500	1900	52
YOSO	22332-2CS5/VT143	160	340	114	1683	1960	160	-	380	52
YOSO	22332 CCJA/W33VA406	160	340	114	1680	1960	160	1500	1900	52
YOSO	22332 CCJA/W33VA405	160	340	114	1680	1960	160	1500	1900	52
YOSO	22332 CCK/W33	160	340	114	1680	1960	160	1500	1900	51
YOSO	22332 CCKJA/W33VA405	160	340	114	1680	1960	160	1500	1900	51
YOSO	22332-2CS5K/VT143	160	340	114	1683	1960	160	-	380	51
YOSO	23034-2CS5K/VT143	170	260	67	746	1080	100	-	630	13
YOSO	23034 CCK/W33	170	260	67	745	1060	100	2200	2800	12,6
YOSO	23034-2CS5/VT143	170	260	67	746	1080	100	-	630	13
YOSO	23034 CC/W33	170	260	67	745	1060	100	2200	2800	13
YOSO	24034 CC/W33	170	260	90	963	1460	137	1600	2400	17,5
YOSO	24034 CCK30/W33	170	260	90	963	1460	137	1600	2400	17
YOSO	22332 MB	160	340	114	1680	1960	160	1500	1900	52
YOSO	22332 A.MA.T41A	160	340	114	1680	1960	160	1500	1900	52
YOSO	22332 CAK/W33	160	340	114	1680	1960	160	1500	1900	51
YOSO	22332K.MB	160	340	114	1680	1960	160	1500	1900	51
YOSO	22332BS.MB	160	340	114	1683	1960	160	-	380	51
YOSO	23034BSK30MB	170	260	67	746	1080	100	-	630	13
YOSO	23034 CCK/W33	170	260	67	745	1060	100	2200	2800	12,6
YOSO	23034 CAK/W33	170	260	67	745	1060	100	2200	2800	12,6

Brand	Type	d (mm)	D (mm)	B (mm)	dynamic C(kN)	static C ₀ (kN)	Fatigue load limit(k N)	Referenc e speed(r/ min)	Limitin g speed(r/min)	Mass (kg)
YOSO	23034-2CS5/VT143	170	260	67	746	1080	100	-	630	13
YOSO	23034 CC/W33	170	260	67	745	1060	100	2200	2800	13
YOSO	24034 CC/W33	170	260	90	963	1460	137	1600	2400	17,5
YOSO	24034 CCK30/W33	170	260	90	963	1460	137	1600	2400	17
YOSO	23034 CA/W33	170	260	67	745	1060	100	2200	2800	13
YOSO	24034 CA/W33	170	260	90	963	1460	137	1600	2400	17,5
YOSO	24034 CAK30/W33	170	260	90	963	1460	137	1600	2400	17
YOSO	24034-2CS5/VT143	170	260	90	966	1460	137	-	400	17,5
YOSO	23134 CCK/W33	170	280	88	1086	1500	137	1800	2400	21,5
YOSO	23134 CAK/W33	170	280	88	1086	1500	137	1800	2400	21,5
YOSO	23134-2CS5/VT143	170	280	88	1088	1500	137	-	480	20,3
YOSO	23134 CC/W33	170	280	88	1086	1500	137	1800	2400	22
YOSO	23134 CA/W33	170	280	88	1086	1500	137	1800	2400	22
YOSO	23134-2CS5K/VT143	170	280	88	1088	1500	137	-	480	20,3
YOSO	24134 CC/W33	170	280	109	1270	1860	170	1200	1800	27,5
YOSO	24134 CCK30/W33	170	280	109	1270	1860	170	1200	1800	27
YOSO	24134 CA/W33	170	280	109	1270	1860	170	1200	1800	27,5
YOSO	24134 CAK30/W33	170	280	109	1270	1860	170	1200	1800	27
YOSO	24134-2CS5/VT143	170	280	109	1273	1860	170	-	360	27,5
YOSO	22234-2CS5/VT143	170	310	86	1185	1460	134	-	500	28,5
YOSO	22234 CCK/W33	170	310	86	1183	1460	132	1900	2600	28
YOSO	22234 CC/W33	170	310	86	1183	1460	132	1900	2600	28,5
YOSO	22234-2CS5K/VT143	170	310	86	1185	1460	134	-	500	28,5
YOSO	23234 CC/W33	170	310	110	1472	1930	173	1400	2000	37,5
YOSO	23234 CCK/W33	170	310	110	1472	1930	173	1400	2000	36,5
YOSO	22334 CCJA/W33VA406	170	360	120	1863	2160	176	1400	1800	61
YOSO	22334 CCJA/W33VA405	170	360	120	1863	2160	176	1400	1800	61
YOSO	22334 CC/W33	170	360	120	1863	2160	176	1400	1800	61
YOSO	22334 CCK/W33	170	360	120	1863	2160	176	1400	1800	59,5
YOSO	22334 CCKJA/W33VA405	170	360	120	1863	2160	176	1400	1800	59,5
YOSO	23936 CC/W33	180	250	52	519	830	76,5	2600	2800	7,9
YOSO	23936 CCK/W33	180	250	52	519	830	76,5	2600	2800	7,65
YOSO	23036 CC/W33	180	280	74	883	1250	114	2000	2600	17
YOSO	22234 CAK/W33	170	310	86	1183	1460	132	1900	2600	28
YOSO	22234 CA/W33	170	310	86	1183	1460	132	1900	2600	28,5
YOSO	22234MB	170	310	86	1185	1460	134	-	500	28,5
YOSO	23234 CA/W33	170	310	110	1472	1930	173	1400	2000	37,5
YOSO	23234 CAK/W33	170	310	110	1472	1930	173	1400	2000	36,5
YOSO	22334 MB	170	360	120	1863	2160	176	1400	1800	61
YOSO	22334 A.MA.T41A	170	360	120	1863	2160	176	1400	1800	61
YOSO	22334 CA/W33	170	360	120	1863	2160	176	1400	1800	61
YOSO	22334 CAK/W33	170	360	120	1863	2160	176	1400	1800	59,5
YOSO	22334 EAS.M	170	360	120	1863	2160	176	1400	1800	59,5
YOSO	23936 CA/W33	180	250	52	519	830	76,5	2600	2800	7,9
YOSO	23936 CAK/W33	180	250	52	519	830	76,5	2600	2800	7,65
YOSO	23036 CA/W33	180	280	74	883	1250	114	2000	2600	17
YOSO	23036-2CS5/VT143	180	280	74	884	1270	114	-	560	16,1
YOSO	23036 CCK/W33	180	280	74	883	1250	114	2000	2600	16,5
YOSO	23036 CAK/W33	180	280	74	883	1250	114	2000	2600	16,5
YOSO	23036-2CS5K/VT143	180	280	74	884	1270	114	-	560	16,1
YOSO	24036 CCK30/W33	180	280	100	1134	1730	156	1300	2200	22,5
YOSO	24036 CAK30/W33	180	280	100	1134	1730	156	1300	2200	22,5
YOSO	24036-2CS5/VT143	180	280	100	1136	1730	156	-	380	23
YOSO	24036 CC/W33	180	280	100	1134	1730	156	1300	2200	23
YOSO	23136 CC/W33	180	300	96	1263	1760	160	1700	2200	28
YOSO	23136 CCK/W33	180	300	96	1263	1760	160	1700	2200	27
YOSO	24036 CA/W33	180	280	100	1134	1730	156	1300	2200	23

Brand	Type	d (mm)	D (mm)	B (mm)	dynamic C(kN)	static C ₀ (kN)	Fatigue load limit(kN)	Reference speed(r/min)	Limiting speed(r/min)	Mass (kg)
YOSO	23136 CA/W33	180	300	96	1263	1760	160	1700	2200	28
YOSO	23136 CAK/W33	180	300	96	1263	1760	160	1700	2200	27
YOSO	23136-2CS5/VT143	180	300	96	1264	1800	160	-	430	26,1
YOSO	23136-2CS5K/VT143	180	300	96	1264	1800	160	-	430	26,1
YOSO	24136 CCK30/W33	180	300	118	1449	2160	196	1100	1600	34
YOSO	24136-2CS5/VT143	180	300	118	1452	2160	196	-	360	34,5
YOSO	24136 CC/W33	180	300	118	1449	2160	196	1100	1600	34,5
YOSO	24136 CA/W33	180	300	118	1449	2160	196	1100	1600	34,5
YOSO	22236-2CS5/VT143	180	320	86	1239	1560	140	-	530	29,5
YOSO	22236 CC/W33	180	320	86	1237	1560	140	1800	2600	29,5
YOSO	22236 CA/W33	180	320	86	1237	1560	140	1800	2600	29,5
YOSO	22236-2CS5K/VT143	180	320	86	1239	1560	140	-	530	29
YOSO	22236 CAK/W33	180	320	86	1237	1560	140	1800	2600	29
YOSO	23236 CAK/W33	180	320	112	1557	2120	186	1300	1900	38,5
YOSO	23236 CA/W33	180	320	112	1557	2120	186	1300	1900	39,5
YOSO	22336 CA/W33	180	380	126	2077	2450	193	1300	1700	71,5
YOSO	22336 MB	180	380	126	2077	2450	193	1300	1700	71,5
YOSO	22336A.MA.T41A	180	380	126	2077	2450	193	1300	1700	71,5
YOSO	22336 CAK/W33	180	380	126	2077	2450	193	1300	1700	70
YOSO	22336ESA.M	180	380	126	2077	2450	193	1300	1700	70
YOSO	23938 CAK/W33	190	260	52	499	800	76,5	2400	2600	8,05
YOSO	23938 CC/W33	190	260	52	499	800	76,5	2400	2600	8,3
YOSO	23038 CC/W33	190	290	75	916	1340	122	1900	2400	18
YOSO	23038 CCK/W33	190	290	75	916	1340	122	1900	2400	17,5
YOSO	24038 CC/W33	190	290	100	1164	1800	163	1400	2000	24,5
YOSO	24038 CCK30/W33	190	290	100	1164	1800	163	1400	2000	24
YOSO	23138 CCK/W33	190	320	104	1456	2080	183	1500	2000	34
YOSO	22236 CAK/W33	180	320	86	1237	1560	140	1800	2600	29
YOSO	23236 CAK/W33	180	320	112	1557	2120	186	1300	1900	38,5
YOSO	23236 CA/W33	180	320	112	1557	2120	186	1300	1900	39,5
YOSO	22336 CA/W33	180	380	126	2077	2450	193	1300	1700	71,5
YOSO	22336MB	180	380	126	2077	2450	193	1300	1700	71,5
YOSO	22336A.MA.T41A	180	380	126	2077	2450	193	1300	1700	71,5
YOSO	22336 CAK/W33	180	380	126	2077	2450	193	1300	1700	70
YOSO	22336MA	180	380	126	2077	2450	193	1300	1700	70
YOSO	23938 CAK/W33	190	260	52	499	800	76,5	2400	2600	8,05
YOSO	23938 CA/W33	190	260	52	499	800	76,5	2400	2600	8,3
YOSO	23038 CA/W33	190	290	75	916	1340	122	1900	2400	18
YOSO	23038 CAK/W33	190	290	75	916	1340	122	1900	2400	17,5
YOSO	24038 CA/W33	190	290	100	1164	1800	163	1400	2000	24,5
YOSO	24038 CAK30/W33	190	290	100	1164	1800	163	1400	2000	24
YOSO	23138 CAK/W33	190	320	104	1456	2080	183	1500	2000	34
YOSO	23138-2CS5/VT143	190	320	104	1458	2080	183	-	400	35
YOSO	23138 CC/W33	190	320	104	1456	2080	183	1500	2000	35
YOSO	23138 CA/W33	190	320	104	1456	2080	183	1500	2000	35
YOSO	23138-2CS5K/VT143	190	320	104	1458	2080	183	-	400	34
YOSO	24138-2CS5K30/VT143	190	320	128	1655	2500	212	-	340	42,5
YOSO	24138 CC/W33	190	320	128	1652	2500	212	1100	1500	43
YOSO	24138 CCK30/W33	190	320	128	1652	2500	212	1100	1500	42,5
YOSO	24138 CA/W33	190	320	128	1652	2500	212	1100	1500	43
YOSO	24138 CAK30/W33	190	320	128	1652	2500	212	1100	1500	42,5
YOSO	24138-2CS5/VT143	190	320	128	1655	2500	212	-	340	43
YOSO	22238-2CS5/VT143	190	340	92	1345	1700	150	-	480	36,5
YOSO	22238 CC/W33	190	340	92	1342	1700	150	1700	2400	36,5
YOSO	22238 CA/W33	190	340	92	1342	1700	150	1700	2400	36,5
YOSO	22238-2CS5K/VT143	190	340	92	1345	1700	150	-	480	35,5
YOSO	22238 CCK/W33	190	340	92	1342	1700	150	1700	2400	35,5
YOSO	23238 CCK/W33	190	340	120	1759	2400	208	1300	1800	46,5
YOSO	23238 CC/W33	190	340	120	1759	2400	208	1300	1800	48
YOSO	22338 CC/W33	190	400	132	2232	2650	208	1200	1600	82,5

Brand	Type	d (mm)	D (mm)	B (mm)	dynamic C(kN)	static C ₀ (kN)	Fatigue load limit(kN)	Reference speed(r/min)	Limiting speed(r/min)	Mass (kg)
YOSO	22338 CCJA/W33VA405	190	400	132	2232	2650	208	1200	1600	82,5
YOSO	22338 CCJA/W33VA406	190	400	132	2232	2650	208	1200	1600	82,5
YOSO	22338 CCK/W33	190	400	132	2232	2650	208	1200	1600	81
YOSO	22338 CCKJA/W33VA405	190	400	132	2232	2650	208	1200	1600	81
YOSO	23940 CC/W33	200	280	60	651	1040	93	2200	2400	11,5
YOSO	23940 CCK/W33	200	280	60	651	1040	93	2200	2400	11
YOSO	23040 CC/W33	200	310	82	1058	1530	137	1800	2200	23,3
YOSO	22238 CAK/W33	190	340	92	1342	1700	150	1700	2400	35,5
YOSO	23238 CCK/W33	190	340	120	1759	2400	208	1300	1800	46,5
YOSO	23238 CC/W33	190	340	120	1759	2400	208	1300	1800	48
YOSO	22338 CC/W33	190	400	132	2232	2650	208	1200	1600	82,5
YOSO	22338 CCJA/W33VA405	190	400	132	2232	2650	208	1200	1600	82,5
YOSO	22338 CCJA/W33VA406	190	400	132	2232	2650	208	1200	1600	82,5
YOSO	22338 CAK/W33	190	400	132	2232	2650	208	1200	1600	81
YOSO	23940 CA/W33	200	280	60	651	1040	93	2200	2400	11,5
YOSO	23940 CAK/W33	200	280	60	651	1040	93	2200	2400	11
YOSO	23040 CA/W33	200	310	82	1058	1530	137	1800	2200	23,3
YOSO	22238 CAK/W33	190	340	92	1342	1700	150	1700	2400	35,5
YOSO	23238 CAK/W33	190	340	120	1759	2400	208	1300	1800	46,5
YOSO	23238 CA/W33	190	340	120	1759	2400	208	1300	1800	48
YOSO	22338 CA/W33	190	400	132	2232	2650	208	1200	1600	82,5
YOSO	22338MB	190	400	132	2232	2650	208	1200	1600	82,5
YOSO	22338 A.MA.T41A	190	400	132	2232	2650	208	1200	1600	82,5
YOSO	22338BK.MB	190	400	132	2232	2650	208	1200	1600	81
YOSO	23040-2CS5K/VT143	200	310	82	1059	1530	137	-	480	22,6
YOSO	24040 CCK30/W33	200	310	109	1353	2120	186	1300	1900	30,5
YOSO	24040 CC/W33	200	310	109	1353	2120	186	1300	1900	31
YOSO	23140 CC/W33	200	340	112	1665	2360	204	1500	1900	43
YOSO	23140 CCK/W33	200	340	112	1665	2360	204	1500	1900	41,5
YOSO	24040 CA/W33	200	310	109	1353	2120	186	1300	1900	31
YOSO	23140 CA/W33	200	340	112	1665	2360	204	1500	1900	43
YOSO	23140 CAK/W33	200	340	112	1665	2360	204	1500	1900	41,5
YOSO	23140-2CS5/VT143	200	340	112	1668	2360	204	-	380	43
YOSO	23140-2CS5/VT143	200	340	120	1668	2360	204	-	380	43
YOSO	24140-2CS5/VT143	200	340	140	1871	2800	232	-	320	53,5
YOSO	24140 CCK30/W33	200	340	140	1865	2800	232	1000	1400	52,5
YOSO	24140 CC/W33	200	340	140	1865	2800	232	1000	1400	53,5
YOSO	24140 CA/W33	200	340	140	1865	2800	232	1000	1400	53,5
YOSO	22240-2CS5/VT143	200	360	98	1529	1930	166	-	430	43,5
YOSO	22240 CC/W33	200	360	98	1526	1930	166	1600	2200	43,5
YOSO	22240 CCK/W33	200	360	98	1526	1930	166	1600	2200	42,5
YOSO	22240 CA/W33	200	360	98	1526	1930	166	1600	2200	43,5
YOSO	22240 CAK/W33	200	360	98	1526	1930	166	1600	2200	42,5
YOSO	22240-2CS5K/VT143	200	360	98	1529	1930	166	-	430	42,5
YOSO	23240-2CS5K/VT143	200	360	128	1950	2700	228	-	340	56,5
YOSO	23240-2CS2/VT143	200	360	128	1947	2700	228	-	430	58
YOSO	23240-2CS5/VT143	200	360	128	1950	2700	228	-	430	58
YOSO	23240 CCK/W33	200	360	128	1947	2700	228	1200	1700	56,5
YOSO	23240 CC/W33	200	360	128	1947	2700	228	1200	1700	58
YOSO	22340 CC/W33	200	420	138	2439	2900	224	1200	1500	95
YOSO	22340 CCJA/W33VA406	200	420	138	2439	2900	224	1200	1500	95
YOSO	22340 CCJA/W33VA405	200	420	138	2439	2900	224	1200	1500	95
YOSO	22340 CCK/W33	200	420	138	2439	2900	224	1200	1500	93

Brand	Type	d (mm)	D (mm)	B (mm)	dynamic C(kN)	static C ₀ (kN)	Fatigue load limit(kN)	Reference speed(r/min)	Limiting speed(r/min)	Mass (kg)
YOSO	23240 CAK/W33	200	360	128	1947	2700	228	1200	1700	56,5
YOSO	23240 CA/W33	200	360	128	1947	2700	228	1200	1700	58
YOSO	22340 CA/W33	200	420	138	2439	2900	224	1200	1500	95
YOSO	22340MB	200	420	138	2439	2900	224	1200	1500	95
YOSO	22340A.MA.T41A	200	420	138	2439	2900	224	1200	1500	95
YOSO	22340 CAK/W33	200	420	138	2439	2900	224	1200	1500	93
YOSO	22340 B.MB	200	420	138	2439	2900	224	1200	1500	93
YOSO	23944 CCK/W33	220	300	60	661	1080	93	2000	2200	12
YOSO	23944 CC/W33	220	300	60	661	1080	93	2000	2200	12,5
YOSO	23944 CAK/W33	220	300	60	661	1080	93	2000	2200	12
YOSO	23944 CA/W33	220	300	60	661	1080	93	2000	2200	12,5
YOSO	23944 K.MB	220	300	60	661	1080	93	2000	2200	12
YOSO	23944MB	220	300	60	661	1080	93	2000	2200	12,5
YOSO	23944-2CS/VT143	220	300	60	662	1080	93	-	600	12,5
YOSO	23044 CC/W33	220	340	90	1261	1860	163	1600	2000	30,5
YOSO	23044-2CS5/VT143	220	340	90	1262	1860	163	-	430	30,5
YOSO	23044 CCK/W33	220	340	90	1261	1860	163	1600	2000	29,5
YOSO	23044 CAK/W33	220	340	90	1261	1860	163	1600	2000	29,5
YOSO	23044K.MB	220	340	90	1261	1860	163	1600	2000	29,5
YOSO	23044-2CS5K/VT143	220	340	90	1262	1860	163	-	430	29,55
YOSO	24044 CCK30/W33	220	340	118	1628	2600	212	1200	1700	39,5
YOSO	24044 CC/W33	220	340	118	1628	2600	212	1200	1700	40
YOSO	23144 CC/W33	220	370	120	1888	2750	232	1300	1700	53,5
YOSO	23144 CCK/W33	220	370	120	1888	2750	232	1300	1700	52
YOSO	24044 CA/W33	220	340	118	1628	2600	212	1200	1700	40
YOSO	23144 CA/W33	220	370	120	1888	2750	232	1300	1700	53,5
YOSO	23144 CAK/W33	220	370	120	1888	2750	232	1300	1700	52
YOSO	24044 MB	220	340	118	1628	2600	212	1200	1700	40
YOSO	23144MB	220	370	120	1888	2750	232	1300	1700	53,5
YOSO	23144-2CS5/VT143	220	370	120	1891	2750	232	-	360	53,5
YOSO	23144-2CS5K/VT143	220	370	120	1891	2750	232	-	360	52
YOSO	24144 CCK30/W33	220	370	150	2197	3350	285	850	1200	66
YOSO	24144 CC/W33	220	370	150	2197	3350	285	850	1200	67
YOSO	24144 CA/W33	220	370	150	2197	3350	285	850	1200	67
YOSO	22244-2CS5/VT143	220	400	108	1839	2360	196	-	380	60,5
YOSO	22244 CC/W33	220	400	108	1835	2360	196	1500	2000	60,5
YOSO	22244 CCK/W33	220	400	108	1835	2360	196	1500	2000	59
YOSO	22244 CA/W33	220	400	108	1835	2360	196	1500	2000	60,5
YOSO	22244 CAK/W33	220	400	108	1835	2360	196	1500	2000	59
YOSO	22244MB	220	400	108	1835	2360	196	1500	2000	59
YOSO	22244-2CS5K/VT143	220	400	108	1839	2360	196	-	380	59
YOSO	23244 CCK/W33	220	400	144	2485	3450	285	1100	1500	79
YOSO	23244 CC/W33	220	400	144	2485	3450	285	1100	1500	81,5
YOSO	22344 CC/W33	220	460	145	2839	3450	260	1000	1400	120
YOSO	22344 CCJA/W33VA405	220	460	145	2839	3450	260	1000	1400	120
YOSO	22344 CCK/W33	220	460	145	2839	3450	260	1000	1400	115
YOSO	22344 CCKJA/W33VA405	220	460	145	2839	3450	260	1000	1400	115
YOSO	23948 CC/W33	240	320	60	685	1160	98	1900	2000	13,5
YOSO	23948 CCK/W33	240	320	60	685	1160	98	1900	2000	13
YOSO	23048 CC/W33	240	360	92	1340	2080	176	1500	1900	33,5
YOSO	23244 CAK/W33	220	400	144	2485	3450	285	1100	1500	79
YOSO	23244 CA/W33	220	400	144	2485	3450	285	1100	1500	81,5
YOSO	22344 CA/W33	220	460	145	2839	3450	260	1000	1400	120
YOSO	22344 MB	220	460	145	2839	3450	260	1000	1400	120
YOSO	22344 A.MA.T41A	220	460	145	2839	3450	260	1000	1400	115
YOSO	22344MBK	220	460	145	2839	3450	260	1000	1400	115
YOSO	23948 CA/W33	240	320	60	685	1160	98	1900	2000	13,5
YOSO	23948 CAK/W33	240	320	60	685	1160	98	1900	2000	13

Brand	Type	d (mm)	D (mm)	B (mm)	dynamic C(kN)	static C ₀ (kN)	Fatigue load limit(kN)	Reference speed(r/min)	Limiting speed(r/min)	Mass (kg)
YOSO	23948 MBK	240	320	60	685	1160	98	1900	2000	13
YOSO	23048 CA/W33	240	360	92	1340	2080	176	1500	1900	33,5
YOSO	23048-2CS5/VT143	240	360	92	1341	2080	176	-	400	33,5
YOSO	23048 CAK/W33	240	360	92	1340	2080	176	1500	1900	32,5
YOSO	23048 CCK/W33	240	360	92	1340	2080	176	1500	1900	32,5
YOSO	23048 MBK	240	360	92	1340	2080	176	1500	1900	32,5
YOSO	23048-2CS5K/VT143	240	360	92	1341	2080	176	-	400	32,45
YOSO	24048 CCK30/W33	240	360	118	1663	2700	228	1100	1600	42,5
YOSO	24048 CC/W33	240	360	118	1663	2700	228	1100	1600	43
YOSO	23148 CC/W33	240	400	128	2187	3200	255	1200	1600	66,5
YOSO	23148 CCK/W33	240	400	128	2187	3200	255	1200	1600	64,5
YOSO	24048 CAK30/W33	240	360	118	1663	2700	228	1100	1600	42,5
YOSO	24048 CA/W33	240	360	118	1663	2700	228	1100	1600	43
YOSO	23148 CA/W33	240	400	128	2187	3200	255	1200	1600	66,5
YOSO	23148 CAK/W33	240	400	128	2187	3200	255	1200	1600	64,5
YOSO	23148 MBK	240	400	128	2187	3200	255	1200	1600	64,5
YOSO	23148-2CS5/VT143	240	400	128	2190	3200	255	-	340	66,5
YOSO	23148-2CS5K/VT143	240	400	128	2190	3200	255	-	340	64,5
YOSO	24148 CCK30/W33	240	400	160	2489	3900	320	750	1100	81,5
YOSO	24148 CC/W33	240	400	160	2489	3900	320	750	1100	83
YOSO	22248 CC/W33	240	440	120	2258	3000	245	1300	1800	83
YOSO	22248 CCK/W33	240	440	120	2258	3000	245	1300	1800	81
YOSO	23248 CCK/W33	240	440	160	3042	4300	345	950	1300	105
YOSO	23248 CC/W33	240	440	160	3042	4300	345	950	1300	110
YOSO	22348 CC/W33	240	500	155	3229	4000	290	950	1300	155
YOSO	22348 CCJA/W33VA405	240	500	155	3229	4000	290	950	1300	155
YOSO	22348 CCK/W33	240	500	155	3229	4000	290	950	1300	150
YOSO	22348 CCKJA/W33VA405	240	500	155	3229	4000	290	950	1300	150
YOSO	23952 CCK/W33	260	360	75	1055	1800	156	1700	1900	22,5
YOSO	23952 CC/W33	260	360	75	1055	1800	156	1700	1900	23,5
YOSO	23052 CC/W33	260	400	104	1675	2550	212	1300	1700	48,5
YOSO	24148 CAK30/W33	240	400	160	2489	3900	320	750	1100	81,5
YOSO	24148 CA/W33	240	400	160	2489	3900	320	750	1100	83
YOSO	22248 CA/W33	240	440	120	2258	3000	245	1300	1800	83
YOSO	22248 CAK/W33	240	440	120	2258	3000	245	1300	1800	81
YOSO	23248 CAK/W33	240	440	160	3042	4300	345	950	1300	105
YOSO	23248 CA/W33	240	440	160	3042	4300	345	950	1300	110
YOSO	22348 CA/W33	240	500	155	3229	4000	290	950	1300	155
YOSO	22348 MB	240	500	155	3229	4000	290	950	1300	155
YOSO	22348 CAK/W33	240	500	155	3229	4000	290	950	1300	150
YOSO	22348K.MB	240	500	155	3229	4000	290	950	1300	150
YOSO	23952 CCK/W33	260	360	75	1055	1800	156	1700	1900	22,5
YOSO	23952 CC/W33	260	360	75	1055	1800	156	1700	1900	23,5
YOSO	23052 CC/W33	260	400	104	1675	2550	212	1300	1700	48,5
YOSO	23952 CAK/W33	260	360	75	1055	1800	156	1700	1900	22,5
YOSO	23952 CA/W33	260	360	75	1055	1800	156	1700	1900	23,5
YOSO	23052 CA/W33	260	400	104	1675	2550	212	1300	1700	48,5
YOSO	23952 MB	260	360	75	1055	1800	156	1700	1900	23,5
YOSO	23052MB	260	400	104	1675	2550	212	1300	1700	48,5
YOSO	23052-2CS5/VT143	260	400	104	1677	2550	212	-	360	48,5
YOSO	23052 CCK/W33	260	400	104	1675	2550	212	1300	1700	47
YOSO	23052 CAK/W33	260	400	104	1675	2550	212	1300	1700	47
YOSO	23052-2CS5K/VT143	260	400	104	1677	2550	212	-	360	47,05
YOSO	24052 CCK30/W33	260	400	140	2135	3450	285	1000	1400	64,5
YOSO	24052 CC/W33	260	400	140	2135	3450	285	1000	1400	65,5
YOSO	23152 CC/W33	260	440	144	2664	3900	290	1100	1400	90,5
YOSO	23152 CCK/W33	260	440	144	2664	3900	290	1100	1400	87,5
YOSO	24052 CAK30/W33	260	400	140	2135	3450	285	1000	1400	64,5

Brand	Type	d (mm)	D (mm)	B (mm)	dynamic C(kN)	static C ₀ (kN)	Fatigue load limit(kN)	Reference speed(r/min)	Limiting speed(r/min)	Mass (kg)
YOSO	24052 CA/W33	260	400	140	2135	3450	285	1000	1400	65,5
YOSO	23152 CA/W33	260	440	144	2664	3900	290	1100	1400	90,5
YOSO	23152 CAK/W33	260	440	144	2664	3900	290	1100	1400	87,5
YOSO	23152-2CS5/VT143	260	440	144	2668	3900	290	-	320	90,5
YOSO	23152-2CS5K/VT143	260	440	144	2668	3900	290	-	320	87,5
YOSO	24152 CCK30/W33	260	440	180	3086	4800	380	670	950	110
YOSO	24152 CC/W33	260	440	180	3086	4800	380	670	950	110
YOSO	22252 CC/W33	260	480	130	2722	3550	285	1200	1600	110
YOSO	22252 CCK/W33	260	480	130	2722	3550	285	1200	1600	108
YOSO	23252 CCK/W33	260	480	174	3395	4750	360	850	1200	135
YOSO	23252 CC/W33	260	480	174	3395	4750	360	850	1200	140
YOSO	22352 CC/W33	260	540	165	3680	4550	325	850	1100	190
YOSO	22352 CCK/W33	260	540	165	3680	4550	325	850	1100	185
YOSO	23956 CC/W33	280	380	75	1016	1760	143	1600	1700	25
YOSO	23956 CCK/W33	280	380	75	1016	1760	143	1600	1700	24
YOSO	23056 CC/W33	280	420	106	1797	2850	224	1300	1600	52,5
YOSO	23056 CCK/W33	280	420	106	1797	2850	224	1300	1600	51
YOSO	24056 CC/W33	280	420	140	2248	3800	285	950	1400	69,5
YOSO	24056 CCK30/W33	280	420	140	2248	3800	285	950	1400	68,5
YOSO	23156 CCK/W33	280	460	146	2784	4250	335	1000	1300	94
YOSO	24152 CAK30/W33	260	440	180	3086	4800	380	670	950	110
YOSO	24152 CA/W33	260	440	180	3086	4800	380	670	950	110
YOSO	22252 CA/W33	260	480	130	2722	3550	285	1200	1600	110
YOSO	22252 CAK/W33	260	480	130	2722	3550	285	1200	1600	108
YOSO	23252 CAK/W33	260	480	174	3395	4750	360	850	1200	135
YOSO	23252 CA/W33	260	480	174	3395	4750	360	850	1200	140
YOSO	22352 CA/W33	260	540	165	3680	4550	325	850	1100	190
YOSO	22352 CAK/W33	260	540	165	3680	4550	325	850	1100	185
YOSO	23956 CA/W33	280	380	75	1016	1760	143	1600	1700	25
YOSO	23956 CAK/W33	280	380	75	1016	1760	143	1600	1700	24
YOSO	23056 CA/W33	280	420	106	1797	2850	224	1300	1600	52,5
YOSO	23056 CAK/W33	280	420	106	1797	2850	224	1300	1600	51
YOSO	24056 CA/W33	280	420	140	2248	3800	285	950	1400	69,5
YOSO	24056 CAK30/W33	280	420	140	2248	3800	285	950	1400	68,5
YOSO	23156 CAK/W33	280	460	146	2784	4250	335	1000	1300	94
YOSO	23156-2CS5/VT143	280	460	146	2788	4250	335	-	300	-
YOSO	23156 CC/W33	280	460	146	2784	4250	335	1000	1300	97
YOSO	23156 CA/W33	280	460	146	2784	4250	335	1000	1300	97
YOSO	23156-2CS5K/VT143	280	460	146	2788	4250	335	-	300	94
YOSO	24156 CC/W33	280	460	180	3183	5100	415	630	900	120
YOSO	24156 CCK30/W33	280	460	180	3183	5100	415	630	900	120
YOSO	22256 CC/W33	280	500	130	2795	3750	300	1100	1500	115
YOSO	22256 CCK/W33	280	500	130	2795	3750	300	1100	1500	115
YOSO	23256 CC/W33	280	500	176	3425	4900	365	800	1100	150
YOSO	23256 CCK/W33	280	500	176	3425	4900	365	800	1100	145
YOSO	22356 CC/W33	280	580	175	4158	5200	365	800	1100	235
YOSO	22356 CCK/W33	280	580	175	4158	5200	365	800	1100	230
YOSO	23960 CCK/W33	300	420	90	1413	2500	200	1400	1600	38
YOSO	23960 CC/W33	300	420	90	1413	2500	200	1400	1600	39,5
YOSO	23060 CC/W33	300	460	118	2219	3450	265	1200	1500	71,5
YOSO	23060 CCK/W33	300	460	118	2219	3450	265	1200	1500	69,5
YOSO	24060 CC/W33	300	460	160	2821	4750	335	850	1200	97
YOSO	24060 CCK30/W33	300	460	160	2821	4750	335	850	1200	95,5
YOSO	24156 CA/W33	280	460	180	3183	5100	415	630	900	120
YOSO	24156 CAK30/W33	280	460	180	3183	5100	415	630	900	120
YOSO	22256 CA/W33	280	500	130	2795	3750	300	1100	1500	115
YOSO	22256 CAK/W33	280	500	130	2795	3750	300	1100	1500	115
YOSO	23256 CA/W33	280	500	176	3425	4900	365	800	1100	150
YOSO	23256 CAK/W33	280	500	176	3425	4900	365	800	1100	145
YOSO	22356 CA/W33	280	580	175	4158	5200	365	800	1100	235

Brand	Type	d (mm)	D (mm)	B (mm)	dynamic C(kN)	static C ₀ (kN)	Fatigue load limit(kN)	Reference speed(r/min)	Limiting speed(r/min)	Mass (kg)
YOSO	22356 CAK/W33	280	580	175	4158	5200	365	800	1100	230
YOSO	23960 CAK/W33	300	420	90	1413	2500	200	1400	1600	38
YOSO	23960 CA/W33	300	420	90	1413	2500	200	1400	1600	39,5
YOSO	23060 CA/W33	300	460	118	2219	3450	265	1200	1500	71,5
YOSO	23060 CAK/W33	300	460	118	2219	3450	265	1200	1500	69,5
YOSO	24060 CA/W33	300	460	160	2821	4750	335	850	1200	97
YOSO	24060 CAK30/W33	300	460	160	2821	4750	335	850	1200	95,5
YOSO	24060-2CS5/VT143	300	460	160	2827	4750	355	-	240	97
YOSO	23160-2CS5/VT143	300	500	160	3373	5100	380	-	260	-
YOSO	23160 CCK/W33	300	500	160	3368	5100	380	950	1200	120
YOSO	23160 CC/W33	300	500	160	3368	5100	380	950	1200	125
YOSO	23160 CAK/W33	300	500	160	3368	5100	380	950	1200	120
YOSO	23160 CA/W33	300	500	160	3368	5100	380	950	1200	125
YOSO	23160-2CS5K/VT143	300	500	160	3373	5100	380	-	260	120
YOSO	24160 CC/W33	300	500	200	3876	6300	465	560	800	160
YOSO	24160 CCK30/W33	300	500	200	3876	6300	465	560	800	160
YOSO	22260 CC/W33	300	540	140	3239	4250	325	1000	1400	145
YOSO	22260 CCK/W33	300	540	140	3239	4250	325	1000	1400	140
YOSO	23260 CC/W33	300	540	192	4052	5850	425	750	1000	190
YOSO	23260 CCK/W33	300	540	192	4052	5850	425	750	1000	185
YOSO	23964 CCK/W33	320	440	90	1480	2700	212	1400	1500	40,5
YOSO	23964 CC/W33	320	440	90	1480	2700	212	1400	1500	42
YOSO	23064 CC/W33	320	480	121	2348	3800	285	1100	1400	78
YOSO	23064 CCK/W33	320	480	121	2348	3800	285	1100	1400	75,5
YOSO	24064 CCK30/W33	320	480	160	2969	5100	400	800	1200	98,5
YOSO	24064 CC/W33	320	480	160	2969	5100	400	800	1200	100
YOSO	23164 CCK/W33	320	540	176	3923	6000	440	850	1100	160
YOSO	24160 CA/W33	300	500	200	3876	6300	465	560	800	160
YOSO	24160 CAK30/W33	300	500	200	3876	6300	465	560	800	160
YOSO	22260 CA/W33	300	540	140	3239	4250	325	1000	1400	145
YOSO	22260 CAK/W33	300	540	140	3239	4250	325	1000	1400	140
YOSO	23260 CA/W33	300	540	192	4052	5850	425	750	1000	190
YOSO	23260 CAK/W33	300	540	192	4052	5850	425	750	1000	185
YOSO	23964 CAK/W33	320	440	90	1480	2700	212	1400	1500	40,5
YOSO	23964 CA/W33	320	440	90	1480	2700	212	1400	1500	42
YOSO	23064 CA/W33	320	480	121	2348	3800	285	1100	1400	78
YOSO	23064 CAK/W33	320	480	121	2348	3800	285	1100	1400	75,5
YOSO	24064 CAK30/W33	320	480	160	2969	5100	400	800	1200	98,5
YOSO	24064 CA/W33	320	480	160	2969	5100	400	800	1200	100
YOSO	23164 CAK/W33	320	540	176	3923	6000	440	850	1100	160
YOSO	23164-2CS5/VT143	320	540	176	3929	6100	440	-	260	165
YOSO	23164 CC/W33	320	540	176	3923	6000	440	850	1100	165
YOSO	23164 CA/W33	320	540	176	3923	6000	440	850	1100	165
YOSO	23164-2CS5K/VT143	320	540	176	3929	6100	440	-	260	160
YOSO	24164 CC/W33	320	540	218	4395	7100	510	500	700	210
YOSO	24164 CCK30/W33	320	540	218	4395	7100	510	500	700	205
YOSO	22264 CA/W33	320	580	150	3708	4900	375	950	1300	175
YOSO	22264 CAK/W33	320	580	150	3708	4900	375	950	1300	170
YOSO	23264 CA/W33	320	580	208	4607	6700	480	700	950	240
YOSO	23264 CAK/W33	320	580	208	4607	6700	480	700	950	235
YOSO	23968 CAK/W33	340	460	90	1490	2800	216	1300	1400	43
YOSO	23968 CA/W33	340	460	90	1490	2800	216	1300	1400	45,5
YOSO	23068 CA/W33	340	520	133	2812	4550	335	1000	1300	105
YOSO	23068 CAK/W33	340	520	133	2812	4550	335	1000	1300	100
YOSO	24068 CAK30/W33	340	520	180	3621	6200	475	750	1100	140
YOSO	24068 CA/W33	340	520	180	3621	6200	475	750	1100	140
YOSO	23168 CAK/W33	340	580	190	4445	6800	480	800	1000	205
YOSO	22264 CC/W33	320	580	150	3708	4900	375	950	1300	175
YOSO	22264 CCK/W33	320	580	150	3708	4900	375	950	1300	170
YOSO	23264 CC/W33	320	580	208	4607	6700	480	700	950	240

Brand	Type	d (mm)	D (mm)	B (mm)	dynamic C(kN)	static C ₀ (kN)	Fatigue load limit(kN)	Reference speed(r/min)	Limiting speed(r/min)	Mass (kg)
YOSO	23264 CCK/W33	320	580	208	4607	6700	480	700	950	235
YOSO	23968 CCK/W33	340	460	90	1490	2800	216	1300	1400	43
YOSO	23968 CC/W33	340	460	90	1490	2800	216	1300	1400	45,5
YOSO	23068 CC/W33	340	520	133	2812	4550	335	1000	1300	105
YOSO	23068 CCK/W33	340	520	133	2812	4550	335	1000	1300	100
YOSO	24068 CCK30/W33	340	520	180	3621	6200	475	750	1100	140
YOSO	24068 CC/W33	340	520	180	3621	6200	475	750	1100	140
YOSO	23168 CCK/W33	340	580	190	4445	6800	480	800	1000	205
YOSO	23168-2CS5/VT143	340	580	190	4452	6800	480	-	240	210
YOSO	23168MB	340	580	190	4452	6800	480	-	240	210
YOSO	23168 CC/W33	340	580	190	4445	6800	480	800	1000	210
YOSO	24168 ECCJ/W33	340	580	243	5487	8650	630	430	630	280
YOSO	24168 ECCK30J/W33	340	580	243	5487	8650	630	430	630	275
YOSO	24168MBK30	340	580	243	5487	8650	630	430	630	275
YOSO	23268 CA/W33	340	620	224	5362	7800	550	560	800	295
YOSO	23268 CCK/W33	340	620	224	5362	7800	550	560	800	285
YOSO	23972 CCK/W33	360	480	90	1456	2750	220	1200	1300	45
YOSO	23972 CC/W33	360	480	90	1456	2750	220	1200	1300	46
YOSO	23072 CC/W33	360	540	134	2850	4800	345	950	1200	110
YOSO	23072 CCK/W33	360	540	134	2850	4800	345	950	1200	105
YOSO	24072 CC/W33	360	540	180	3705	6550	490	700	1000	145
YOSO	24072 CCK30/W33	360	540	180	3705	6550	490	700	1000	145
YOSO	23172 CCK/W33	360	600	192	4515	6950	490	750	1000	215
YOSO	23172 CC/W33	360	600	192	4515	6950	490	750	1000	220
YOSO	24172 ECCJ/W33	360	600	243	5737	9300	670	400	600	280
YOSO	23972 CAK/W33	360	480	90	1456	2750	220	1200	1300	45
YOSO	23972 CA/W33	360	480	90	1456	2750	220	1200	1300	46
YOSO	23072 CA/W33	360	540	134	2850	4800	345	950	1200	110
YOSO	23072 CAK/W33	360	540	134	2850	4800	345	950	1200	105
YOSO	24072 CA/W33	360	540	180	3705	6550	490	700	1000	145
YOSO	24072MBK30	360	540	180	3705	6550	490	700	1000	145
YOSO	23172 CAK/W33	360	600	192	4515	6950	490	750	1000	215
YOSO	23172 CA/W33	360	600	192	4515	6950	490	750	1000	220
YOSO	24172 MB	360	600	243	5737	9300	670	400	600	280
YOSO	24172 ECCK30J/W33	360	600	243	5737	9300	670	400	600	275
YOSO	22272 CA/W33	360	650	170	4430	6200	440	630	850	255
YOSO	22272 CAK/W33	360	650	170	4430	6200	440	630	850	250
YOSO	23272 CA/W33	360	650	232	5663	8300	570	530	750	325
YOSO	23272 CAK/W33	360	650	232	5663	8300	570	530	750	335
YOSO	23976 CCK/W33	380	520	106	2011	3800	285	1100	1200	64,5
YOSO	23976 CC/W33	380	520	106	2011	3800	285	1100	1200	69
YOSO	23076 CC/W33	380	560	135	2984	5000	360	900	1200	115
YOSO	23076 CCK/W33	380	560	135	2984	5000	360	900	1200	110
YOSO	24076 CC/W33	380	560	180	3786	6800	480	670	950	150
YOSO	24076 CCK30/W33	380	560	180	3786	6800	480	670	950	145
YOSO	23176 CA/W33	380	620	194	4561	7100	500	560	1000	230
YOSO	23176 CAK/W33	380	620	194	4561	7100	500	560	1000	225
YOSO	24176 ECAK30/W33	380	620	243	5936	9800	710	360	530	295
YOSO	24176 ECA/W33	380	620	243	5936	9800	710	360	530	300
YOSO	23276 CA/W33	380	680	240	6126	9150	620	500	750	375
YOSO	23276 CAK/W33	380	680	240	6126	9150	620	500	750	365
YOSO	23980 CCK/W33	400	540	106	2038	3900	290	1100	1200	68,5
YOSO	23980 CC/W33	400	540	106	2038	3900	290	1100	1200	71
YOSO	23080 CC/W33	400	600	148	3511	5850	415	850	1100	150
YOSO	23080 CCK/W33	400	600	148	3511	5850	415	850	1100	145
YOSO	24080 ECCJ/W33	400	600	200	4507	8000	560	630	900	205
YOSO	24080 ECCK30J/W33	400	600	200	4507	8000	560	630	900	200
YOSO	23180 CA/W33	400	650	200	4864	7650	530	530	950	265
YOSO	23180 CAK/W33	400	650	200	4864	7650	530	530	950	255
YOSO	24180 ECAK30/W33	400	650	250	6331	10600	735	340	500	335

Brand	Type	d (mm)	D (mm)	B (mm)	dynamic C(kN)	static C ₀ (kN)	Fatigue load limit(kN)	Reference speed(r/min)	Limiting speed(r/min)	Mass (kg)
YOSO	24180 ECA/W33	400	650	250	6331	10600	735	340	500	340
YOSO	23980 CAK/W33	400	540	106	2038	3900	290	1100	1200	68,5
YOSO	23980MBK	400	540	106	2038	3900	290	1100	1200	68,5
YOSO	23980 CA/W33	400	540	106	2038	3900	290	1100	1200	71
YOSO	23080 CA/W33	400	600	148	3511	5850	415	850	1100	150
YOSO	23080 CAK/W33	400	600	148	3511	5850	415	850	1100	145
YOSO	24080MBK	400	600	200	4507	8000	560	630	900	205
YOSO	23080MBK30	400	600	200	4507	8000	560	630	900	200
YOSO	23180 CA/W33	400	650	200	4864	7650	530	530	950	265
YOSO	23180 CAK/W33	400	650	200	4864	7650	530	530	950	255
YOSO	24180 ECAK30/W33	400	650	250	6331	10600	735	340	500	335
YOSO	24180 ECA/W33	400	650	250	6331	10600	735	340	500	340
YOSO	23280 CA/W33	400	720	256	6881	10400	680	480	670	450
YOSO	23280 CAK/W33	400	720	256	6881	10400	680	480	670	435
YOSO	22380 CAK/W33	400	820	243	7832	10400	670	430	750	640
YOSO	22380 CA/W33	400	820	243	7832	10400	670	430	750	650
YOSO	23984 CCK/W33	420	560	106	2083	4150	300	1000	1100	72
YOSO	23984 CC/W33	420	560	106	2083	4150	300	1000	1100	74,5
YOSO	23984 CAK/W33	420	560	106	2083	4150	300	1000	1100	72
YOSO	23984 MBK	420	560	106	2083	4150	300	1000	1100	74,5
YOSO	23984 CA/W33	420	560	106	2083	4150	300	1000	1100	74,5
YOSO	23084 CA/W33	420	620	150	3541	6000	415	600	1100	155
YOSO	23084 CAK/W33	420	620	150	3541	6000	415	600	1100	150
YOSO	24084 ECAK30/W33	420	620	200	4610	8300	585	530	900	205
YOSO	24084 MBK30	420	620	200	4610	8300	585	530	900	205
YOSO	24084 ECA/W33	420	620	200	4610	8300	585	530	900	210
YOSO	23184 CKJ/W33	420	700	224	5919	9300	620	480	900	340
YOSO	23184 CJ/W33	420	700	224	5919	9300	620	480	900	350
YOSO	24184 ECA/W33	420	700	280	7577	12600	850	320	480	445
YOSO	24184 ECAK30/W33	420	700	280	7577	12600	850	320	480	440
YOSO	24184MBK30	420	700	280	7577	12600	850	320	480	440
YOSO	23284 CAK/W33	420	760	272	7677	11600	765	450	630	520
YOSO	23284 CA/W33	420	760	272	7677	11600	765	450	630	535
YOSO	23988 CCK/W33	440	600	118	2506	4900	345	950	1000	96,5
YOSO	23988 CC/W33	440	600	118	2506	4900	345	950	1000	99,5
YOSO	23988 CAK/W33	440	600	118	2506	4900	345	950	1000	96,5
YOSO	23988MBK	440	600	118	2506	4900	345	950	1000	99,5
YOSO	23088 CA/W33	440	650	157	3831	6550	450	560	1000	180
YOSO	23088 CAK/W33	440	650	157	3831	6550	450	560	1000	175
YOSO	24088 ECAK30/W33	440	650	212	4987	9150	630	500	850	240
YOSO	24088 ECA/W33	440	650	212	4987	9150	630	500	850	245
YOSO	23188 CA/W33	440	720	226	6215	10000	670	450	850	360
YOSO	23188 CAK/W33	440	720	226	6215	10000	670	450	850	350
YOSO	24188 ECAK30/W33	440	720	280	7777	13200	900	300	450	455
YOSO	24188MBK30	440	720	280	7777	13200	900	300	450	455
YOSO	24188 ECA/W33	440	720	280	7777	13200	900	300	450	460
YOSO	23288 CA/W33	440	790	280	8150	12500	800	430	600	590
YOSO	23288 CAK/W33	440	790	280	8150	12500	800	430	600	570
YOSO	24892 CAMA/W20	460	580	118	2082	4900	345	630	1100	75,5
YOSO	24892 CAK30MA/W20	460	580	118	2082	4900	345	630	1100	74
YOSO	24892 MB	460	580	118	2082	4900	345	630	1100	75,5
YOSO	24892MBK	460	580	118	2082	4900	345	630	1100	74
YOSO	23992 CA/W33	460	620	118	2558	5000	355	600	1000	105
YOSO	23992 CAK/W33	460	620	118	2558	5000	355	600	1000	100
YOSO	23092 CAK/W33	460	680	163	4065	6950	465	560	950	200
YOSO	23092 CA/W33	460	680	163	4065	6950	465	560	950	205
YOSO	24092 ECA/W33	460	680	218	5401	10000	670	480	800	275
YOSO	23092 MB	460	680	163	4065	6950	465	560	950	205
YOSO	24092MB	460	680	218	5401	10000	670	480	800	275
YOSO	24092 ECAK30/W33	460	680	218	5401	10000	670	480	800	270

Brand	Type	d (mm)	D (mm)	B (mm)	dynamic C(kN)	static C ₀ (kN)	Fatigue load limit(kN)	Reference speed(r/min)	Limiting speed(r/min)	Mass (kg)
YOSO	23192 CAK/W33	460	760	240	6760	10800	680	430	800	425
YOSO	23192 CA/W33	460	760	240	6760	10800	680	430	800	440
YOSO	24192 ECA/W33	460	760	300	8608	14600	1000	280	430	560
YOSO	23192 MB	460	760	240	6760	10800	680	430	800	440
YOSO	24192MB	460	760	300	8608	14600	1000	280	430	560
YOSO	24192 ECAK30/W33	460	760	300	8608	14600	1000	280	430	550
YOSO	23292 CAK/W33	460	830	296	8958	13700	880	400	560	675
YOSO	23292 CA/W33	460	830	296	8958	13700	880	400	560	695
YOSO	23996 CA/W33	480	650	128	2990	5700	405	560	1000	125
YOSO	23292MB	460	830	296	8958	13700	880	400	560	695
YOSO	23996 MB	480	650	128	2990	5700	405	560	1000	125
YOSO	23996 CAK/W33	480	650	128	2990	5700	405	560	1000	120
YOSO	23096 CAK/W33	480	700	165	3996	6800	450	530	950	210
YOSO	23096 CA/W33	480	700	165	3996	6800	450	530	950	215
YOSO	24096 ECA/W33	480	700	218	5524	10400	695	450	750	285
YOSO	23096MB	480	700	165	3996	6800	450	530	950	215
YOSO	24096MB	480	700	218	5524	10400	695	450	750	285
YOSO	24096 ECAK30/W33	480	700	218	5524	10400	695	450	750	280
YOSO	23196 CAK/W33	480	790	248	7362	12000	780	400	750	470
YOSO	23196MB	480	790	248	7362	12000	780	400	750	485
YOSO	24196MB	480	790	308	9198	15600	1040	260	400	605
YOSO	23196 CA/W33	480	790	248	7362	12000	780	400	750	485
YOSO	24196 ECA/W33	480	790	308	9198	15600	1040	260	400	605
YOSO	24196 ECAK30/W33	480	790	308	9198	15600	1040	260	400	595
YOSO	23296 CAK/W33	480	870	310	9805	15000	950	380	530	775
YOSO	23296 CA/W33	480	870	310	9805	15000	950	380	530	800
YOSO	23296MB	480	870	310	9805	15000	950	380	530	800
YOSO	239/500 CA/W33	500	670	128	2967	6000	415	530	950	130
YOSO	239/500 CAK/W33	500	670	128	2967	6000	415	530	950	125
YOSO	230/500 CAK/W33	500	720	167	4358	7800	510	500	900	220
YOSO	230/500 CA/W33	500	720	167	4358	7800	510	500	900	225
YOSO	240/500 ECA/W33	500	720	218	5777	11000	735	430	700	295
YOSO	240/500 ECAK30/W33	500	720	218	5777	11000	735	430	700	290
YOSO	231/500 CAK/W33	500	830	264	8037	12900	830	380	700	560
YOSO	231/500 CA/W33	500	830	264	8037	12900	830	380	700	580
YOSO	241/500 ECA/W33	500	830	325	10123	17000	1120	260	380	700
YOSO	241/500 ECAK30/W33	500	830	325	10123	17000	1120	260	380	690
YOSO	232/500 CAK/W33	500	920	336	11183	17300	1060	360	500	955
YOSO	232/500 CA/W33	500	920	336	11183	17300	1060	360	500	985
YOSO	248/530 CAK30MA/W20	530	650	118	2124	5300	380	530	950	84,5
YOSO	248/530 CAMA/W20	530	650	118	2124	5300	380	530	950	86
YOSO	239/530 CA/W33	530	710	136	3308	6700	480	500	900	155
YOSO	239/530 CAK/W33	530	710	136	3308	6700	480	500	900	150
YOSO	230/530 CAK/W33	530	780	185	5267	9300	630	450	800	300
YOSO	230/530 CA/W33	530	780	185	5267	9300	630	450	800	310
YOSO	240/530 ECA/W33	530	780	250	6973	13200	830	400	670	410
YOSO	240/530 ECAK30/W33	530	780	250	6973	13200	830	400	670	405
YOSO	231/530 CAK/W33	530	870	272	8526	14000	915	360	670	625
YOSO	231/530 CA/W33	530	870	272	8526	14000	915	360	670	645
YOSO	241/530 ECA/W33	530	870	335	10909	19000	1220	240	360	830
YOSO	241/530 ECAK30/W33	530	870	335	10909	19000	1220	240	360	820
YOSO	232/530 CA/W33	530	980	355	13268	20400	1220	320	480	1200
YOSO	232/530 CAK/W33	530	980	355	13268	20400	1220	320	480	1165
YOSO	239/560 CA/W33	560	750	140	3571	7200	510	450	850	175
YOSO	239/560 CAK/W33	560	750	140	3571	7200	510	450	850	170
YOSO	230/560 CAK/W33	560	820	195	5779	10200	680	430	750	345
YOSO	230/560 CA/W33	560	820	195	5779	10200	680	430	750	355
YOSO	240/560 ECA/W33	560	820	258	7621	14600	960	380	630	465

Brand	Type	d (mm)	D (mm)	B (mm)	dynamic C(kN)	static C ₀ (kN)	Fatigue load limit(kN)	Reference speed(r/min)	Limiting speed(r/min)	Mass (kg)
YOSO	240/560 ECAK30/W33	560	820	258	7621	14600	960	380	630	455
YOSO	231/560 CAK/W33	560	920	280	9596	16000	980	340	630	715
YOSO	231/560 CA/W33	560	920	280	9596	16000	980	340	630	740
YOSO	241/560 ECK30J/W33	560	920	355	12366	21600	1340	220	320	975
YOSO	241/560 ECJ/W33	560	920	355	12366	21600	1340	220	320	985
YOSO	232/560 CAK/W33	560	1030	365	13940	22000	1320	280	430	1310
YOSO	232/560 CA/W33	560	1030	365	13940	22000	1320	280	430	1350
YOSO	239/600 CA/W33	600	800	150	4022	8300	585	430	750	220
YOSO	239/600 CAK/W33	600	800	150	4022	8300	585	430	750	215
YOSO	230/600 CAK/W33	600	870	200	6252	11400	750	400	700	395
YOSO	230/600 CA/W33	600	870	200	6252	11400	750	400	700	405
YOSO	240/600 ECAF/W33	600	870	272	8580	17000	1100	340	560	520
YOSO	240/600 ECAK30F/W33	600	870	272	8580	17000	1100	340	560	510
YOSO	231/600 CAK/W33	600	980	300	10738	18000	1100	320	560	865
YOSO	231/600 CA/W33	600	980	300	10738	18000	1100	320	560	895
YOSO	241/600 ECA/W33	600	980	375	13522	23600	1460	200	300	1200
YOSO	241/600 ECAK30/W33	600	980	375	13522	23600	1460	200	300	1185
YOSO	232/600 CAK/W33	600	1090	388	15652	25500	1460	260	400	1555
YOSO	232/600 CA/W33	600	1090	388	15652	25500	1460	260	400	1600
YOSO	238/630 CAMA/W20	630	780	112	2545	6100	415	430	750	120
YOSO	238/630 CAKMA/W20	630	780	112	2545	6100	415	430	750	115
YOSO	239/630 CA/W33	630	850	165	4744	9800	640	400	700	280
YOSO	239/630 CAK/W33	630	850	165	4744	9800	640	400	700	270
YOSO	230/630 CAK/W33	630	920	212	6898	12500	800	380	670	470
YOSO	230/630 CA/W33	630	920	212	6898	12500	800	380	670	485
YOSO	240/630 ECK30J/W33	630	920	290	9150	18000	1140	320	530	635
YOSO	240/630 ECJ/W33	630	920	290	9150	18000	1140	320	530	645
YOSO	231/630 CAK/W33	630	1030	315	12600	20800	1220	260	530	1015
YOSO	231/630 CA/W33	630	1030	315	12600	20800	1220	260	530	1050
YOSO	241/630 ECA/W33	630	1030	400	15001	27000	1630	190	280	1400
YOSO	241/630 ECAK30/W33	630	1030	400	15001	27000	1630	190	280	1380
YOSO	238/670 CAKMA/W20	670	820	112	2643	6400	430	400	700	125
YOSO	238/670 CAMA/W20	670	820	112	2643	6400	430	400	700	130
YOSO	248/670 CAMA/W20	670	820	150	3598	9500	655	360	700	172
YOSO	239/670 CA/W33	670	900	170	5146	10800	695	360	670	315
YOSO	239/670 CAK/W33	670	900	170	5146	10800	695	360	670	305
YOSO	230/670 CAK/W33	670	980	230	7919	14600	915	340	600	580
YOSO	230/670 CA/W33	670	980	230	7919	14600	915	340	600	600
YOSO	240/670 ECA/W33	670	980	308	10435	20400	1320	300	500	790
YOSO	240/670 ECAK30/W33	670	980	308	10435	20400	1320	300	500	775
YOSO	231/670 CA/W33	670	1090	336	13101	22400	1320	240	500	1250
YOSO	231/670 CAK/W33	670	1090	336	13101	22400	1320	240	500	1210
YOSO	241/670 ECAK30/W33	670	1090	412	16381	29000	1760	180	260	1575
YOSO	241/670 ECA/W33	670	1090	412	16381	29000	1760	180	260	1600
YOSO	232/670 CA/W33	670	1220	438	18650	30500	1700	220	360	2270
YOSO	232/670 CAK/W33	670	1220	438	18650	30500	1700	220	360	2205
YOSO	238/710 CAMA/W20	710	870	118	3013	7500	500	360	670	153
YOSO	239/710 CA/W33	710	950	180	5702	12000	765	340	600	365
YOSO	239/710 CAK/W33	710	950	180	5702	12000	765	340	600	355
YOSO	249/710 CAK30/W33	710	950	243	6860	15600	930	300	500	485
YOSO	249/710 CA/W33	710	950	243	6860	15600	930	300	500	495
YOSO	230/710 CA/W33	710	1030	236	8669	16300	1000	320	560	670
YOSO	230/710 CAK/W33	710	1030	236	8669	16300	1000	320	560	650
YOSO	240/710 ECAK30/W33	710	1030	315	11164	22800	1370	260	450	880
YOSO	240/710 ECA/W33	710	1030	315	11164	22800	1370	260	450	895
YOSO	231/710 CA/W33	710	1150	345	14732	26000	1530	240	450	1450
YOSO	231/710 CAK/W33	710	1150	345	14732	26000	1530	240	450	1405
YOSO	241/710 ECAK30/W33	710	1150	438	17935	32500	1900	160	240	1870
YOSO	241/710 ECA/W33	710	1150	438	17935	32500	1900	160	240	1900
YOSO	232/710 CA/W33	710	1280	450	21208	34500	2000	200	320	2610

Brand	Type	d (mm)	D (mm)	B (mm)	dynamic C(kN)	static C ₀ (kN)	Fatigue load limit(kN)	Reference speed(r/min)	Limiting speed(r/min)	Mass (kg)
YOSO	232/710 CAK/W33	710	1280	450	21208	34500	2000	200	320	2535
YOSO	238/750 CAKMA/W20	750	920	128	3405	8500	550	340	600	175
YOSO	238/750 CAMA/W20	750	920	128	3405	8500	550	340	600	180
YOSO	239/750 CA/W33	750	1000	185	6138	13200	815	320	560	420
YOSO	239/750 CAK/W33	750	1000	185	6138	13200	815	320	560	405
YOSO	249/750 CAK30/W33	750	1000	250	7699	18000	1100	280	480	550
YOSO	249/750 CA/W33	750	1000	250	7699	18000	1100	280	480	560
YOSO	230/750 CA/W33	750	1090	250	10061	18600	1100	300	530	795
YOSO	230/750 CAK/W33	750	1090	250	10061	18600	1100	300	530	770
YOSO	240/750 ECAK30/W33	750	1090	335	12235	25000	1460	260	430	1050
YOSO	240/750 ECA/W33	750	1090	335	12235	25000	1460	260	430	1065
YOSO	231/750 CA/W33	750	1220	365	16518	29000	1700	220	430	1700
YOSO	231/750 CAK/W33	750	1220	365	16518	29000	1700	220	430	1650
YOSO	241/750 ECAK30/W33	750	1220	475	20434	37500	2160	150	220	2065
YOSO	241/750 ECA/W33	750	1220	475	20434	37500	2160	150	220	2100
YOSO	232/750 CAF/W33	750	1360	475	22478	36500	2000	190	300	3050
YOSO	232/750 CAKF/W33	750	1360	475	22478	36500	2000	190	300	2960
YOSO	248/800 CAK30MA/W20	800	980	180	4780	12900	830	320	560	295
YOSO	248/800 CAMA/W20	800	980	180	4780	12900	830	320	560	300
YOSO	239/800 CA/W33	800	1060	195	6595	14300	880	300	530	470
YOSO	239/800 CAK/W33	800	1060	195	6595	14300	880	300	530	455
YOSO	249/800 CAK30/W33	800	1060	258	8136	19300	1060	260	430	630
YOSO	249/800 CA/W33	800	1060	258	8136	19300	1060	240	430	640
YOSO	230/800 CA/W33	800	1150	258	10335	20000	1160	260	480	895
YOSO	230/800 CAK/W33	800	1150	258	10335	20000	1160	260	480	865
YOSO	240/800 ECAK30/W33	800	1150	345	13431	28500	1730	220	400	1180
YOSO	240/800 ECA/W33	800	1150	345	13431	28500	1730	220	400	1200
YOSO	231/800 CA/W33	800	1280	375	18033	31500	1800	200	400	1920
YOSO	231/800 CAK/W33	800	1280	375	18033	31500	1800	200	400	1860
YOSO	241/800 ECAK30/W33	800	1280	475	21587	40500	2320	140	200	2265
YOSO	241/800 ECA/W33	800	1280	475	21587	40500	2320	140	200	2300
YOSO	238/850 CAMA/W20	850	1030	136	3882	10000	630	260	530	240
YOSO	238/850 CAKMA/W20	850	1030	136	3882	10000	630	260	530	230
YOSO	239/850 CA/W33	850	1120	200	7072	15600	930	260	480	560
YOSO	239/850 CAK/W33	850	1120	200	7072	15600	930	260	480	540
YOSO	249/850 CAK30/W33	850	1120	272	9390	22800	1370	220	400	725
YOSO	249/850 CA/W33	850	1120	272	9390	22800	1370	220	400	740
YOSO	230/850 CAK/W33	850	1220	272	11291	21600	1250	240	450	1015
YOSO	230/850 CA/W33	850	1220	272	11291	21600	1250	240	450	1050
YOSO	240/850 ECA/W33	850	1220	365	15183	31500	1900	200	360	1410
YOSO	240/850 ECAK30/W33	850	1220	365	15183	31500	1900	200	360	1385
YOSO	231/850 CA/W33	850	1360	400	19306	34500	1900	180	360	2200
YOSO	231/850 CAK/W33	850	1360	400	19306	34500	1900	180	360	2130
YOSO	241/850 ECAK30F/W33	850	1360	500	23827	45000	2500	130	190	2665
YOSO	241/850 ECAF/W33	850	1360	500	23827	45000	2500	130	190	2710
YOSO	248/900 CAMA/W20	900	1090	190	5428	15300	950	240	480	370
YOSO	248/900 CAK30MA/W20	900	1090	190	5428	15300	950	240	480	365
YOSO	239/900 CA/W33	900	1180	206	7652	17000	1020	240	450	605
YOSO	239/900 CAK/W33	900	1180	206	7652	17000	1020	240	450	585
YOSO	230/900 CAK/W33	900	1280	280	12002	23200	1320	220	400	1165
YOSO	230/900 CA/W33	900	1280	280	12002	23200	1320	220	400	1200
YOSO	240/900 ECA/W33	900	1280	375	16185	34500	2040	190	340	1570
YOSO	240/900 ECAK30/W33	900	1280	375	16185	34500	2040	190	340	1545
YOSO	241/900 ECAK30F/W33	900	1420	515	25310	49000	2700	120	180	3300
YOSO	241/900 ECAF/W33	900	1420	515	25310	49000	2700	120	180	3350
YOSO	239/950 CA/W33	950	1250	224	8606	19600	1120	220	430	755
YOSO	239/950 CAK/W33	950	1250	224	8606	19600	1120	220	430	730
YOSO	249/950 CAK30/W33	950	1250	300	10701	26000	1500	180	340	995

Brand	Type	d (mm)	D (mm)	B (mm)	dynamic C(kN)	static C ₀ (kN)	Fatigue load limit(kN)	Reference speed(r/min)	Limiting speed(r/min)	Mass (kg)
YOSO	249/950 CA/W33	950	1250	300	10701	26000	1500	180	340	1015
YOSO	230/950 CA/W33	950	1360	300	14363	28500	1600	200	380	1450
YOSO	230/950 CAK/W33	950	1360	300	14363	28500	1600	200	380	1405
YOSO	240/950 CAK30F/W33	950	1360	412	17847	39000	2240	170	300	1955
YOSO	240/950 CAF/W33	950	1360	412	17847	39000	2240	170	300	1990
YOSO	241/950 ECAF/W33	950	1500	545	27892	55000	3000	110	160	3535
YOSO	241/950 ECAK30F/W33	950	1500	545	27892	55000	3000	110	160	3475
YOSO	238/1000 CAKMA/W20	1000	1220	165	5405	14300	850	220	400	395
YOSO	238/1000 CAMA/W20	1000	1220	165	5405	14300	850	220	400	410
YOSO	249/1000 CA/W33	1000	1320	315	11939	29000	1460	170	320	1200
YOSO	249/1000 CAK30/W33	1000	1320	315	11939	29000	1460	170	320	1180
YOSO	230/1000 CAKF/W33	1000	1420	308	15187	30500	1700	180	360	1550
YOSO	230/1000 CAF/W33	1000	1420	308	15187	30500	1700	180	360	1600
YOSO	240/1000 CAF/W33	1000	1420	412	18592	40500	2240	160	280	2140
YOSO	240/1000 CAK30F/W33	1000	1420	412	18592	40500	2240	160	280	2105
YOSO	231/1000 CAKF/W33	1000	1580	462	25650	48000	2550	140	280	3390
YOSO	231/1000 CAF/W33	1000	1580	462	25650	48000	2550	140	280	3500
YOSO	241/1000 ECAF/W33	1000	1580	580	31174	62000	3350	100	150	4300
YOSO	241/1000 ECAK30F/W33	1000	1580	580	31174	62000	3350	100	150	4230
YOSO	238/1060 CAKMA/W20	1060	1280	165	5555	15000	865	200	380	420
YOSO	238/1060 CAMA/W20	1060	1280	165	5555	15000	865	200	380	435
YOSO	248/1060 CAK30MA/W20	1060	1280	218	7031	20000	1200	200	380	560
YOSO	248/1060 CAMA/W20	1060	1280	218	7031	20000	1200	200	380	570
YOSO	239/1060 CAKF/W33	1060	1400	250	11333	26000	1430	180	360	1065
YOSO	239/1060 CAF/W33	1060	1400	250	11333	26000	1430	180	360	1100
YOSO	249/1060 CAF/W33	1060	1400	335	13354	32500	1800	160	280	1400
YOSO	249/1060 CAK30F/W33	1060	1400	335	13354	32500	1800	160	280	1375
YOSO	230/1060 CAKF/W33	1060	1500	325	16605	30500	1700	170	320	2190
YOSO	230/1060 CAF/W33	1060	1500	325	16605	34000	1830	170	320	2250
YOSO	240/1060 CAF/W33	1060	1500	438	20724	45500	2450	150	260	2515
YOSO	240/1060 CAK30F/W33	1060	1500	438	20724	45500	2450	150	260	2475
YOSO	248/1120 CAK30FA/W20	1120	1360	243	8376	24000	1400	180	340	720
YOSO	248/1120 CAFA/W20	1120	1360	243	8376	24000	1400	180	340	735
YOSO	249/1120 CAK30F/W33	1120	1460	335	13718	34500	1830	140	260	1475
YOSO	249/1120 CAF/W33	1120	1460	335	13718	34500	1830	140	260	1500
YOSO	240/1120 CAF/W33	1120	1580	462	22364	50000	2700	130	240	2925
YOSO	240/1120 CAK30F/W33	1120	1580	462	22364	50000	2700	130	240	2825
YOSO	238/1180 CAKFA/W20	1180	1420	180	6778	18600	1080	170	320	555
YOSO	238/1180 CAFA/W20	1180	1420	180	6778	18600	1080	170	320	575
YOSO	248/1180 CAK30FA/W20	1180	1420	243	8979	27000	1560	170	320	755
YOSO	248/1180 CAFA/W20	1180	1420	243	8979	27000	1560	170	320	770
YOSO	239/1180 CAKF/W33	1180	1540	272	13076	31000	1660	150	300	1355
YOSO	239/1180 CAF/W33	1180	1540	272	13076	31000	1660	150	300	1400
YOSO	249/1180 CAF/W33	1180	1540	355	15751	40500	2160	130	240	1800
YOSO	249/1180 CAK30F/W33	1180	1540	355	15751	40500	2160	130	240	1770
YOSO	230/1250 CAKF/W33	1250	1750	375	21256	45000	2320	130	240	2750
YOSO	230/1250 CAF/W33	1250	1750	375	21256	45000	2320	130	240	2840
YOSO	248/1320 CAFA/W20	1320	1600	280	11332	33500	1860	140	260	1160
YOSO	248/1320 CAK30FA/W20	1320	1600	280	11332	33500	1860	140	260	1140
YOSO	249/1320 CAK30F/W33	1320	1720	400	18714	49000	2500	110	200	2455
YOSO	249/1320 CAF/W33	1320	1720	400	18714	49000	2500	110	200	2500
YOSO	248/1500 CAFA/W20	1500	1820	315	14684	45000	2400	110	200	1710
YOSO	248/1500 CAK30FA/W20	1500	1820	315	14684	45000	2400	110	200	1680

Brand	Type	d (mm)	D (mm)	B (mm)	dynamic C(kN)	static C ₀ (kN)	Fatigue load limit(kN)	Reference speed(r/min)	Limiting speed(r/min)	Mass (kg)
YOSO	248/1800 CAK30FA/W20	1800	2180	375	20274	63000	3050	75	130	2850
YOSO	248/1800 CAFA/W20	1800	2180	375	20274	63000	3050	75	130	2900
YOSO	22205 EK	20	52	18	49,9	44	4,75	13000	17000	0,33
YOSO	22206 EK	25	62	20	66,1	60	6,4	10000	14000	0,39
YOSO	21306 CCK	25	72	19	65,7	61	6,8	8200	10000	0,51
YOSO	22207 EK	30	72	23	88,8	85	9,3	9000	12000	0,59
YOSO	21307 CCK	30	80	21	79,2	72	8,15	7300	9500	0,69
YOSO	22208 EK	35	80	23	98,5	90	9,8	8000	11000	0,68
YOSO	21308 EK	35	90	23	107	108	11,8	7000	9500	0,92
YOSO	22308 EK	35	90	33	155	140	15	6000	8000	1,25
YOSO	22209 EK	40	85	23	104	98	10,8	7500	10000	0,81
YOSO	21309 EK	40	100	25	129	127	13,7	6300	8500	1,2
YOSO	22309 EK	40	100	36	190	183	19,6	5300	7000	1,7
YOSO	22210 EK	45	90	23	107	108	11,8	7000	9500	0,9
YOSO	21310 EK	45	110	27	159	166	18,6	5600	7500	1,6
YOSO	22310 EK	45	110	40	228	224	24	4800	6300	2,25
YOSO	22211 EK	50	100	25	129	127	13,7	6300	8500	1,1
YOSO	21311 EK	50	120	29	159	166	18,6	5600	7500	1,95
YOSO	22311 EK	50	120	43	280	280	30	4300	5600	2,85
YOSO	22212 EK	55	110	28	159	166	18,6	5600	7500	1,45
YOSO	21312 EK	55	130	31	217	240	26,5	4800	6300	2,35
YOSO	22312 EK	55	130	46	325	335	36,5	4000	5300	3,5
YOSO	22213 EK	60	120	31	198	216	24	5000	7000	1,95
YOSO	22214 EK	60	125	31	213	228	25,5	5000	6700	2,15
YOSO	21313 EK	60	140	33	243	270	29	4300	6000	2,9
YOSO	22313 EK	60	140	48	357	360	38	3800	5000	4,2
YOSO	21314 EK	60	150	35	291	325	34,5	4000	5600	3,7
YOSO	22314 EK	60	150	51	413	430	45	3400	4500	5,35
YOSO	22215 EK	65	130	31	217	240	26,5	4800	6300	2,45
YOSO	21315 EK	65	160	37	291	325	34,5	4000	5600	4,5
YOSO	22315 EK	65	160	55	462	475	48	3200	4300	6,5
YOSO	22216 EK	70	140	33	243	270	29	4300	6000	3
YOSO	21316 EK	70	170	39	331	375	39	3800	5300	5,3
YOSO	22316 EK	70	170	58	516	540	54	3000	4000	7,65
YOSO	22217 EK	75	150	36	291	325	34,5	4000	5600	3,7
YOSO	21317 EK	75	180	41	331	375	39	3800	5300	6,2
YOSO	22317 EK	75	180	60	577	620	61	2800	3800	8,85
YOSO	22218 EK	80	160	40	331	375	39	3800	5300	4,55
YOSO	22205 CAK/W33	20	52	18	49,9	44	4,75	13000	17000	0,33
YOSO	22206 CAK/W33	25	62	20	66,1	60	6,4	10000	14000	0,39
YOSO	21306 CAK/W33	25	72	19	65,7	61	6,8	8200	10000	0,51
YOSO	22207 CAK/W33	30	72	23	88,8	85	9,3	9000	12000	0,59
YOSO	21307CAK/W33	30	80	21	79,2	72	8,15	7300	9500	0,69
YOSO	22208 CAK/W33	35	80	23	98,5	90	9,8	8000	11000	0,68
YOSO	21308 CAK/W33	35	90	23	107	108	11,8	7000	9500	0,92
YOSO	22308 CAK/W33	35	90	33	155	140	15	6000	8000	1,25
YOSO	22209 CAK/W33	40	85	23	104	98	10,8	7500	10000	0,81
YOSO	21309 CAK/W33	40	100	25	129	127	13,7	6300	8500	1,2
YOSO	22309 CAK/W33	40	100	36	190	183	19,6	5300	7000	1,7
YOSO	22210 CAK/W33	45	90	23	107	108	11,8	7000	9500	0,9
YOSO	21310 CAK/W33	45	110	27	159	166	18,6	5600	7500	1,6
YOSO	22310 CAK/W33	45	110	40	228	224	24	4800	6300	2,25
YOSO	22211 CAK/W33	50	100	25	129	127	13,7	6300	8500	1,1
YOSO	21311 CAK/W33	50	120	29	159	166	18,6	5600	7500	1,95
YOSO	22311 CAK/W33	50	120	43	280	280	30	4300	5600	2,85
YOSO	22212 CAK/W33	55	110	28	159	166	18,6	5600	7500	1,45
YOSO	21312 CAK/W33	55	130	31	217	240	26,5	4800	6300	2,35
YOSO	22312 CAK/W33	55	130	46	325	335	36,5	4000	5300	3,5
YOSO	22213 CAK/W33	60	120	31	198	216	24	5000	7000	1,95

Brand	Type	d (mm)	D (mm)	B (mm)	dynamic C(kN)	static C ₀ (kN)	Fatigue load limit(kN)	Referenc e speed(r/min)	Limitin g speed(r/min)	Mass (kg)
YOSO	22214 CAK/W33	60	125	31	213	228	25,5	5000	6700	2,15
YOSO	21313 CAK/W33	60	140	33	243	270	29	4300	6000	2,9
YOSO	22313 CAK/W33	60	140	48	357	360	38	3800	5000	4,2
YOSO	21314 CAK/W33	60	150	35	291	325	34,5	4000	5600	3,7
YOSO	22314 CAK/W33	60	150	51	413	430	45	3400	4500	5,35
YOSO	22215 CAK/W33	65	130	31	217	240	26,5	4800	6300	2,45
YOSO	21315 CAK/W33	65	160	37	291	325	34,5	4000	5600	4,5
YOSO	22315 CAK/W33	65	160	55	462	475	48	3200	4300	6,5
YOSO	22216 CAK/W33	70	140	33	243	270	29	4300	6000	3
YOSO	21316 CAK/W33	70	170	39	331	375	39	3800	5300	5,3
YOSO	22316 CAK/W33	70	170	58	516	540	54	3000	4000	7,65
YOSO	22217 CAK/W33	75	150	36	291	325	34,5	4000	5600	3,7
YOSO	21317 CAK/W33	75	180	41	331	375	39	3800	5300	6,2
YOSO	22317 CAK/W33	75	180	60	577	620	61	2800	3800	8,85
YOSO	22218 CAK/W33	80	160	40	331	375	39	3800	5300	4,55
YOSO	23218 CCK/W33	80	160	52,4	372	440	48	2800	3800	6
YOSO	21318 EK	80	190	43	393	450	46,5	3600	4800	7,25
YOSO	22318 EK	80	190	64	637	695	67	2600	3600	10,5
YOSO	22219 EK	85	170	43	393	450	46,5	3600	4800	5,45
YOSO	21319 EK	85	200	45	433	490	49	3400	4500	8,25
YOSO	22319 EK	85	200	67	699	765	73,5	2600	3400	12
YOSO	23120 CCK/W33	90	165	52	385	490	53	3000	4000	6,15
YOSO	22220 EK	90	180	46	433	490	49	3400	4500	6,4
YOSO	21318 CAK/W33	80	190	43	393	450	46,5	3600	4800	7,25
YOSO	22318 CAK/W33	80	190	64	637	695	67	2600	3600	10,5
YOSO	22219CAK/W33	85	170	43	393	450	46,5	3600	4800	5,45
YOSO	21319CAK/W33	85	200	45	433	490	49	3400	4500	8,25
YOSO	22319CAK/W33	85	200	67	699	765	73,5	2600	3400	12
YOSO	23120 CAK/W33	90	165	52	385	490	53	3000	4000	6,15
YOSO	22220 CAK/W33	90	180	46	433	490	49	3400	4500	6,4
YOSO	23220 CAK/W33	90	180	60,3	498	600	63	2400	3400	8,75
YOSO	21320CAK/W33	90	215	47	433	490	49	3400	4500	10,5
YOSO	22320CAK/W33	90	215	73	847	950	88	2400	3000	15,2
YOSO	23022 CCK/W33	100	170	45	326	440	46,5	3400	4300	5,75
YOSO	23122 CCK/W33	100	180	56	450	585	61	2800	3600	7,7
YOSO	22222 EK	100	200	53	572	640	63	3000	4000	8,9
YOSO	23222 CCK/W33	100	200	69,8	626	765	76,5	2200	3200	12,5
YOSO	22322 EK	100	240	80	989	1120	100	2000	2800	21
YOSO	23024 CCK/W33	110	180	46	366	510	53	3200	4000	5,95
YOSO	23124 CCK/W33	110	200	62	534	695	71	2600	3400	10
YOSO	22224 EK	110	215	58	652	765	73,5	2800	3800	11
YOSO	23022 CAK/W33	100	170	45	326	440	46,5	3400	4300	5,75
YOSO	23122 CAK/W33	100	180	56	450	585	61	2800	3600	7,7
YOSO	22222CAK/W33	100	200	53	572	640	63	3000	4000	8,9
YOSO	23222 CAK/W33	100	200	69,8	626	765	76,5	2200	3200	12,5
YOSO	22322CAK/W33	100	240	80	989	1120	100	2000	2800	21
YOSO	23024 CAK/W33	110	180	46	366	510	53	3200	4000	5,95
YOSO	23124 CAK/W33	110	200	62	534	695	71	2600	3400	10
YOSO	22224CAK/W33	110	215	58	652	765	73,5	2800	3800	11
YOSO	23128 CCK/W33	125	225	68	659	900	88	2200	2800	14,3
YOSO	22228 CCK/W33	125	250	68	743	900	86,5	2400	3200	17,8
YOSO	23228 CCK/W33	125	250	88	962	1250	120	1700	2400	24
YOSO	22328 CCK/W33	125	300	102	1357	1560	132	1700	2200	41
YOSO	23030 CCK/W33	135	225	56	531	750	73,5	2400	3200	11
YOSO	23130 CCK/W33	135	250	80	883	1200	114	2000	2600	20,8
YOSO	22230 CCK/W33	135	270	73	898	1080	102	2200	3000	22,8
YOSO	23230 CCK/W33	135	270	96	1129	1460	137	1600	2200	30
YOSO	22330 CCK/W33	135	320	108	1539	1760	146	1600	2000	47,4
YOSO	23032 CCK/W33	140	240	60	614	880	83	2400	3000	14,5
YOSO	23132 CCK/W33	140	270	86	1029	1370	129	1900	2400	27,3

Brand	Type	d (mm)	D (mm)	B (mm)	dynamic C(kN)	static C ₀ (kN)	Fatigue load limit(kN)	Reference speed(r/min)	Limiting speed(r/min)	Mass (kg)
YOSO	22232 CCK/W33	140	290	80	1043	1290	118	2000	2800	29,3
YOSO	23232 CCK/W33	140	290	104	1281	1660	153	1500	2200	38,8
YOSO	22332 CCK/W33	140	340	114	1680	1960	160	1500	1900	60
YOSO	23034 CCK/W33	150	260	67	745	1060	100	2200	2800	18,3
YOSO	23134 CCK/W33	150	280	88	1086	1500	137	1800	2400	29,5
YOSO	22234 CCK/W33	150	310	86	1183	1460	132	1900	2600	36
YOSO	23234 CCK/W33	150	310	110	1472	1930	173	1400	2000	46,4
YOSO	22334 CCK/W33	150	360	120	1863	2160	176	1400	1800	69,5
YOSO	23936 CCK/W33	160	250	52	519	830	76,5	2600	2800	13,4
YOSO	23036 CCK/W33	160	280	74	883	1250	114	2000	2600	23,2
YOSO	23136 CCK/W33	160	300	96	1263	1760	160	1700	2200	37
YOSO	22236 CCK/W33	160	320	86	1237	1560	140	1800	2600	38,2
YOSO	23236 CCK/W33	160	320	112	1557	2120	186	1300	1900	49,5
YOSO	22336 CCK/W33	160	380	126	2077	2450	193	1300	1700	80
YOSO	23938 CCK/W33	170	260	52	499	800	76,5	2400	2600	14,5
YOSO	23038 CCK/W33	170	290	75	916	1340	122	1900	2400	24,8
YOSO	23138 CCK/W33	170	320	104	1456	2080	183	1500	2000	44,5
YOSO	22238 CCK/W33	170	340	92	1342	1700	150	1700	2400	46
YOSO	23238 CCK/W33	170	340	120	1759	2400	208	1300	1800	59
YOSO	22338 CCK/W33	170	400	132	2232	2650	208	1200	1600	93
YOSO	23940 CCK/W33	180	280	60	651	1040	93	2200	2400	19
YOSO	23040 CCK/W33	180	310	82	1058	1530	137	1800	2200	31,7
YOSO	23140 CCK/W33	180	340	112	1665	2360	204	1500	1900	55,5
YOSO	22240 CCK/W33	180	360	98	1526	1930	166	1600	2200	66
YOSO	23240 CCK/W33	180	360	128	1947	2700	228	1200	1700	70
YOSO	22340 CCK/W33	180	420	138	2439	2900	224	1200	1500	107
YOSO	23944 CCK/W33	200	300	60	661	1080	93	2000	2200	22,5
YOSO	23044 CCK/W33	200	340	90	1261	1860	163	1600	2000	39,4
YOSO	23144 CCK/W33	200	370	120	1888	2750	232	1300	1700	67,5
YOSO	22244 CCK/W33	200	400	108	1835	2360	196	1500	2000	74
YOSO	23244 CCK/W33	200	400	144	2485	3450	285	1100	1500	96,5
YOSO	22344 CCK/W33	200	460	145	2839	3450	260	1000	1400	135
YOSO	23948 CCK/W33	220	320	60	685	1160	98	1900	2000	24,5
YOSO	23048 CCK/W33	220	360	92	1340	2080	176	1500	1900	44,5
YOSO	23148 CCK/W33	220	400	128	2187	3200	255	1200	1600	80,5
YOSO	22248 CCK/W33	220	440	120	2258	3000	245	1300	1800	99
YOSO	23248 CCK/W33	220	440	160	3042	4300	345	950	1300	125
YOSO	22348 CCK/W33	220	500	155	3229	4000	290	950	1300	170
YOSO	23952 CCK/W33	240	360	75	1055	1800	156	1700	1900	35
YOSO	23052 CCK/W33	240	400	104	1675	2550	212	1300	1700	60,5
YOSO	23152 CCK/W33	240	440	144	2664	3900	290	1100	1400	109
YOSO	22252 CCK/W33	240	480	130	2722	3550	285	1200	1600	130
YOSO	23252 CCK/W33	240	480	174	3395	4750	360	850	1200	160
YOSO	22352 CCK/W33	240	540	165	3680	4550	325	850	1100	215
YOSO	23956 CCK/W33	260	380	75	1016	1760	143	1600	1700	40
YOSO	23056 CCK/W33	260	420	106	1797	2850	224	1300	1600	67
YOSO	23156 CCK/W33	260	460	146	2784	4250	335	1000	1300	115
YOSO	22256 CCK/W33	260	500	130	2795	3750	300	1100	1500	135
YOSO	23256 CCK/W33	260	500	176	3425	4900	365	800	1100	165
YOSO	22356 CCK/W33	260	580	175	4158	5200	365	800	1100	250
YOSO	23960 CCK/W33	280	420	90	1413	2500	200	1400	1600	58,5
YOSO	23060 CCK/W33	280	460	118	2219	3450	265	1200	1500	90
YOSO	23160 CCK/W33	280	500	160	3368	5100	380	950	1200	150
YOSO	22260 CCK/W33	280	540	140	3239	4250	325	1000	1400	170
YOSO	23260 CCK/W33	280	540	192	4052	5850	425	750	1000	210
YOSO	23964 CCK/W33	300	440	90	1480	2700	212	1400	1500	61
YOSO	23064 CCK/W33	300	480	121	2348	3800	285	1100	1400	97
YOSO	23164 CCK/W33	300	540	176	3923	6000	440	850	1100	185
YOSO	22264 CCK/W33	300	580	150	3708	4900	375	950	1300	200
YOSO	23264 CCK/W33	300	580	208	4607	6700	480	700	950	260

Brand	Type	d (mm)	D (mm)	B (mm)	dynamic C(kN)	static C ₀ (kN)	Fatigue load limit(kN)	Reference speed(r/min)	Limiting speed(r/min)	Mass (kg)
YOSO	23968 CCK/W33	320	460	90	1490	2800	216	1300	1400	67,5
YOSO	23068 CCK/W33	320	520	133	2812	4550	335	1000	1300	130
YOSO	23168 CCK/W33	320	580	190	4445	6800	480	800	1000	250
YOSO	23268 CAK/W33	320	620	224	5362	7800	550	560	800	335
YOSO	23972 CCK/W33	340	480	90	1456	2750	220	1200	1300	70,5
YOSO	23072 CCK/W33	340	540	134	2850	4800	345	950	1200	135
YOSO	23172 CCK/W33	340	600	192	4515	6950	490	750	1000	260
YOSO	23128 CAK/W33	125	225	68	659	900	88	2200	2800	14,3
YOSO	22228 CAK/W33	125	250	68	743	900	86,5	2400	3200	17,8
YOSO	23228 CAK/W33	125	250	88	962	1250	120	1700	2400	24
YOSO	22328 CAK/W33	125	300	102	1357	1560	132	1700	2200	41
YOSO	23030 CAK/W33	135	225	56	531	750	73,5	2400	3200	11
YOSO	23130 CAK/W33	135	250	80	883	1200	114	2000	2600	20,8
YOSO	22230 CAK/W33	135	270	73	898	1080	102	2200	3000	22,8
YOSO	23230 CAK/W33	135	270	96	1129	1460	137	1600	2200	30
YOSO	22330 CAK/W33	135	320	108	1539	1760	146	1600	2000	47,4
YOSO	23032 CAK/W33	140	240	60	614	880	83	2400	3000	14,5
YOSO	23132 CAK/W33	140	270	86	1029	1370	129	1900	2400	27,3
YOSO	22232 CAK/W33	140	290	80	1043	1290	118	2000	2800	29,3
YOSO	23232 CAK/W33	140	290	104	1281	1660	153	1500	2200	38,8
YOSO	22332 CAK/W33	140	340	114	1680	1960	160	1500	1900	60
YOSO	23034 CAK/W33	150	260	67	745	1060	100	2200	2800	18,3
YOSO	23134 CAK/W33	150	280	88	1086	1500	137	1800	2400	29,5
YOSO	22234 CAK/W33	150	310	86	1183	1460	132	1900	2600	36
YOSO	23234 CAK/W33	150	310	110	1472	1930	173	1400	2000	46,4
YOSO	22334 CAK/W33	150	360	120	1863	2160	176	1400	1800	69,5
YOSO	23936 CAK/W33	160	250	52	519	830	76,5	2600	2800	13,4
YOSO	23036 CAK/W33	160	280	74	883	1250	114	2000	2600	23,2
YOSO	23136 CAK/W33	160	300	96	1263	1760	160	1700	2200	37
YOSO	22236 CAK/W33	160	320	86	1237	1560	140	1800	2600	38,2
YOSO	23236 CAK/W33	160	320	112	1557	2120	186	1300	1900	49,5
YOSO	22336 CAK/W33	160	380	126	2077	2450	193	1300	1700	80
YOSO	23938 CAK/W33	170	260	52	499	800	76,5	2400	2600	14,5
YOSO	23038 CAK/W33	170	290	75	916	1340	122	1900	2400	24,8
YOSO	23138 CAK/W33	170	320	104	1456	2080	183	1500	2000	44,5
YOSO	22238 CAK/W33	170	340	92	1342	1700	150	1700	2400	46
YOSO	23238 CAK/W33	170	340	120	1759	2400	208	1300	1800	59
YOSO	22338 CAK/W33	170	400	132	2232	2650	208	1200	1600	93
YOSO	23940 CAK/W33	180	280	60	651	1040	93	2200	2400	19
YOSO	23040 CAK/W33	180	310	82	1058	1530	137	1800	2200	31,7
YOSO	23140 CAK/W33	180	340	112	1665	2360	204	1500	1900	55,5
YOSO	22240 CAK/W33	180	360	98	1526	1930	166	1600	2200	66
YOSO	23240 CAK/W33	180	360	128	1947	2700	228	1200	1700	70
YOSO	22340 CAK/W33	180	420	138	2439	2900	224	1200	1500	107
YOSO	23944 CAK/W33	200	300	60	661	1080	93	2000	2200	22,5
YOSO	23044 CAK/W33	200	340	90	1261	1860	163	1600	2000	39,4
YOSO	23144 CAK/W33	200	370	120	1888	2750	232	1300	1700	67,5
YOSO	22244 CAK/W33	200	400	108	1835	2360	196	1500	2000	74
YOSO	23244 CAK/W33	200	400	144	2485	3450	285	1100	1500	96,5
YOSO	22344 CAK/W33	200	460	145	2839	3450	260	1000	1400	135
YOSO	23948 CAK/W33	220	320	60	685	1160	98	1900	2000	24,5
YOSO	23048 CAK/W33	220	360	92	1340	2080	176	1500	1900	44,5
YOSO	23148 CAK/W33	220	400	128	2187	3200	255	1200	1600	80,5
YOSO	22248 CAK/W33	220	440	120	2258	3000	245	1300	1800	99
YOSO	23248 CAK/W33	220	440	160	3042	4300	345	950	1300	125
YOSO	22348 CAK/W33	220	500	155	3229	4000	290	950	1300	170
YOSO	23952 CAK/W33	240	360	75	1055	1800	156	1700	1900	35
YOSO	23052 CAK/W33	240	400	104	1675	2550	212	1300	1700	60,5
YOSO	23152 CAK/W33	240	440	144	2664	3900	290	1100	1400	109
YOSO	22252 CAK/W33	240	480	130	2722	3550	285	1200	1600	130

Brand	Type	d (mm)	D (mm)	B (mm)	dynamic C(kN)	static C ₀ (kN)	Fatigue load limit(kN)	Referenc e speed(r/min)	Limitin g speed(r/min)	Mass (kg)
YOSO	23252 CAK/W33	240	480	174	3395	4750	360	850	1200	160
YOSO	22352 CAK/W33	240	540	165	3680	4550	325	850	1100	215
YOSO	23956 CAK/W33	260	380	75	1016	1760	143	1600	1700	40
YOSO	23056 CAK/W33	260	420	106	1797	2850	224	1300	1600	67
YOSO	23156 CAK/W33	260	460	146	2784	4250	335	1000	1300	115
YOSO	22256 CAK/W33	260	500	130	2795	3750	300	1100	1500	135
YOSO	23256 CAK/W33	260	500	176	3425	4900	365	800	1100	165
YOSO	22356 CAK/W33	260	580	175	4158	5200	365	800	1100	250
YOSO	23960 CAK/W33	280	420	90	1413	2500	200	1400	1600	58,5
YOSO	23060 CAK/W33	280	460	118	2219	3450	265	1200	1500	90
YOSO	23160 CAK/W33	280	500	160	3368	5100	380	950	1200	150
YOSO	22260 CAK/W33	280	540	140	3239	4250	325	1000	1400	170
YOSO	23260 CAK/W33	280	540	192	4052	5850	425	750	1000	210
YOSO	23964 CAK/W33	300	440	90	1480	2700	212	1400	1500	61
YOSO	23064 CAK/W33	300	480	121	2348	3800	285	1100	1400	97
YOSO	23164 CAK/W33	300	540	176	3923	6000	440	850	1100	185
YOSO	22264 CAK/W33	300	580	150	3708	4900	375	950	1300	200
YOSO	23264 CAK/W33	300	580	208	4607	6700	480	700	950	260
YOSO	23968 CAK/W33	320	460	90	1490	2800	216	1300	1400	67,5
YOSO	23068 CAK/W33	320	520	133	2812	4550	335	1000	1300	130
YOSO	23168 CAK/W33	320	580	190	4445	6800	480	800	1000	250
YOSO	23268 CAK/W33	320	620	224	5362	7800	550	560	800	335
YOSO	23972 CAK/W33	340	480	90	1456	2750	220	1200	1300	70,5
YOSO	23072 CAK/W33	340	540	134	2850	4800	345	950	1200	135
YOSO	23172 CAK/W33	340	600	192	4515	6950	490	750	1000	260
YOSO	22272 CAK/W33	340	650	170	4430	6200	440	630	850	375
YOSO	23272 CAK/W33	340	650	232	5663	8300	570	530	750	375
YOSO	23976 CCK/W33	360	520	106	2011	3800	285	1100	1200	95
YOSO	23076 CCK/W33	360	560	135	2984	5000	360	900	1200	145
YOSO	23976 CAK/W33	360	520	106	2011	3800	285	1100	1200	95
YOSO	23076 CAK/W33	360	560	135	2984	5000	360	900	1200	145
YOSO	23176 CAK/W33	360	620	194	4561	7100	500	560	1000	275
YOSO	23276 CAK/W33	360	680	240	6126	9150	620	500	750	420
YOSO	23980 CCK/W33	380	540	106	2038	3900	290	1100	1200	100
YOSO	23080 CCK/W33	380	600	148	3511	5850	415	850	1100	180
YOSO	23180 CAK/W33	380	650	200	4864	7650	530	530	950	325
YOSO	23280 CAK/W33	380	720	256	6881	10400	680	480	670	505
YOSO	22380 CAK/W33	380	820	243	7832	10400	670	430	750	735
YOSO	23984 CCK/W33	400	560	106	2083	4150	300	1000	1100	105
YOSO	23084 CAK/W33	400	620	150	3541	6000	415	600	1100	190
YOSO	23184 CKJ/W33	400	700	224	5919	9300	620	480	900	410
YOSO	23284 CAK/W33	400	760	272	7677	11600	765	450	630	590
YOSO	23988 CCK/W33	410	600	118	2506	4900	345	950	1000	150
YOSO	23088 CAK/W33	410	650	157	3831	6550	450	560	1000	235
YOSO	23188 CAK/W33	410	720	226	6215	10000	670	450	850	430
YOSO	23288 CAK/W33	410	790	280	8150	12500	800	430	600	670
YOSO	23992 CAK/W33	430	620	118	2558	5000	355	600	1000	160
YOSO	23092 CAK/W33	430	680	163	4065	6950	465	560	950	265
YOSO	23192 CAK/W33	430	760	240	6760	10800	680	430	800	530
YOSO	23292 CAK/W33	430	830	296	8958	13700	880	400	560	790
YOSO	23996 CAK/W33	450	650	128	2990	5700	405	560	1000	185
YOSO	23096 CAK/W33	450	700	165	3996	6800	450	530	950	275
YOSO	23196 CAK/W33	450	790	248	7362	12000	780	400	750	590
YOSO	23296 CAK/W33	450	870	310	9805	15000	950	380	530	935
YOSO	239/500 CAK/W33	470	670	128	2967	6000	415	530	950	195
YOSO	230/500 CAK/W33	470	720	167	4358	7800	510	500	900	290
YOSO	231/500 CAK/W33	470	830	264	8037	12900	830	380	700	690
YOSO	232/500 CAK/W33	470	920	336	11183	17300	1060	360	500	1100
YOSO	239/530 CAK/W33	500	710	136	3308	6700	480	500	900	255
YOSO	230/530 CAK/W33	500	780	185	5267	9300	630	450	800	405

Brand	Type	d (mm)	D (mm)	B (mm)	dynamic C(kN)	static C ₀ (kN)	Fatigue load limit(kN)	Reference speed(r/min)	Limiting speed(r/min)	Mass (kg)
YOSO	231/530 CAK/W33	500	870	272	8526	14000	915	360	670	785
YOSO	232/530 CAK/W33	500	980	355	13268	20400	1220	320	480	1360
YOSO	239/560 CAK/W33	530	750	140	3571	7200	510	450	850	260
YOSO	230/560 CAK/W33	530	820	195	5779	10200	680	430	750	445
YOSO	231/560 CAK/W33	530	920	280	9596	16000	980	340	630	880
YOSO	232/560 CAK/W33	530	1030	365	13940	22000	1320	280	430	1490
YOSO	239/600 CAK/W33	560	800	150	4022	8300	585	430	750	330
YOSO	230/600 CAK/W33	560	870	200	6252	11400	750	400	700	525
YOSO	231/600 CAK/W33	560	980	300	10738	18000	1100	320	560	1070
YOSO	232/600 CAK/W33	560	1090	388	15652	25500	1460	260	400	1780
YOSO	239/630 CAK/W33	600	850	165	4744	9800	640	400	700	385
YOSO	230/630 CAK/W33	600	920	212	6898	12500	800	380	670	595
YOSO	231/630 CAK/W33	600	1030	315	12600	20800	1220	260	530	1240
YOSO	239/670 CAK/W33	630	900	170	5146	10800	695	360	670	455
YOSO	230/670 CAK/W33	630	980	230	7919	14600	915	340	600	755
YOSO	231/670 CAK/W33	630	1090	336	13101	22400	1320	240	500	1510
YOSO	232/670 CAK/W33	630	1220	438	18650	30500	1700	220	360	2535
YOSO	239/710 CAK/W33	670	950	180	5702	12000	765	340	600	525
YOSO	230/710 CAK/W33	670	1030	236	8669	16300	1000	320	560	860
YOSO	231/710 CAK/W33	670	1150	345	14732	26000	1530	240	450	1750
YOSO	232/710 CAK/W33	670	1280	450	21208	34500	2000	200	320	2995
YOSO	239/750 CAK/W33	710	1000	185	6138	13200	815	320	560	605
YOSO	230/750 CAK/W33	710	1090	250	10061	18600	1100	300	530	990
YOSO	231/750 CAK/W33	710	1220	365	16518	29000	1700	220	430	2045
YOSO	232/750 CAKF/W33	710	1360	475	22478	36500	2000	190	300	3485
YOSO	239/800 CAK/W33	750	1060	195	6595	14300	880	300	530	730
YOSO	230/800 CAK/W33	750	1150	258	10335	20000	1160	260	480	1200
YOSO	231/800 CAK/W33	750	1280	375	18033	31500	1800	200	400	2430
YOSO	239/850 CAK/W33	800	1120	200	7072	15600	930	260	480	950
YOSO	230/850 CAK/W33	800	1220	272	11291	21600	1250	240	450	1390
YOSO	231/850 CAK/W33	800	1360	400	19306	34500	1900	180	360	2800
YOSO	239/900 CAK/W33	850	1180	206	7652	17000	1020	240	450	930
YOSO	230/900 CAK/W33	850	1280	280	12002	23200	1320	220	400	1580
YOSO	239/950 CAK/W33	900	1250	224	8606	19600	1120	220	430	1120
YOSO	230/950 CAK/W33	900	1360	300	14363	28500	1600	200	380	1870
YOSO	230/1000 CAK/W33	950	1420	308	15187	30500	1700	180	360	2070
YOSO	231/1000 CAK/W33	950	1580	462	25650	48000	2550	140	280	4340
YOSO	239/1060 CAK/W33	1000	1400	250	11333	26000	1430	180	360	1590
YOSO	230/1060 CAK/W33	1000	1500	325	16605	30500	1700	170	320	2800
YOSO	22208 EK	35	80	23	98,5	90	9,8	8000	11000	0,6
YOSO	21308 EK	35	90	23	107	108	11,8	7000	9500	0,84
YOSO	22308 EK	35	90	33	155	140	15	6000	8000	1,2
YOSO	22209 EK	40	85	23	104	98	10,8	7500	10000	0,7
YOSO	21309 EK	40	100	25	129	127	13,7	6300	8500	1,1
YOSO	22309 EK	40	100	36	190	183	19,6	5300	7000	1,55
YOSO	22210 EK	45	90	23	107	108	11,8	7000	9500	0,75
YOSO	21310 EK	45	110	27	159	166	18,6	5600	7500	1,45
YOSO	22310 EK	45	110	40	228	224	24	4800	6300	2,1
YOSO	22211 EK	50	100	25	129	127	13,7	6300	8500	0,95
YOSO	21311 EK	50	120	29	159	166	18,6	5600	7500	1,8
YOSO	22311 EK	50	120	43	280	280	30	4300	5600	2,7
YOSO	22212 EK	55	110	28	159	166	18,6	5600	7500	1,3
YOSO	21312 EK	55	130	31	217	240	26,5	4800	6300	2,2
YOSO	22312 EK	55	130	46	325	335	36,5	4000	5300	3,3
YOSO	22213 EK	60	120	31	198	216	24	5000	7000	1,7
YOSO	21313 EK	60	140	33	243	270	29	4300	6000	2,75
YOSO	22313 EK	60	140	48	357	360	38	3800	5000	4,1
YOSO	22214 EK	65	125	31	213	228	25,5	5000	6700	1,8
YOSO	21314 EK	65	150	35	291	325	34,5	4000	5600	3,35
YOSO	22314 EK	65	150	51	413	430	45	3400	4500	4,9

Brand	Type	d (mm)	D (mm)	B (mm)	dynamic C(kN)	static C ₀ (kN)	Fatigue load limit(kN)	Reference speed(r/min)	Limiting speed(r/min)	Mass (kg)
YOSO	22215 EK	70	130	31	217	240	26,5	4800	6300	1,95
YOSO	21315 EK	70	160	37	291	325	34,5	4000	5600	4,15
YOSO	22315 EK	70	160	55	462	475	48	3200	4300	6
YOSO	22216 EK	75	140	33	243	270	29	4300	6000	2,4
YOSO	21316 EK	75	170	39	331	375	39	3800	5300	4,75
YOSO	22316 EK	75	170	58	516	540	54	3000	4000	7
YOSO	22217 EK	80	150	36	291	325	34,5	4000	5600	3,05
YOSO	21317 EK	80	180	41	331	375	39	3800	5300	5,55
YOSO	22317 EK	80	180	60	577	620	61	2800	3800	8,15
YOSO	22218 EK	85	160	40	331	375	39	3800	5300	3,7
YOSO	22208 CAK/W33	35	80	23	98,5	90	9,8	8000	11000	0,6
YOSO	21308 CAK/W33	35	90	23	107	108	11,8	7000	9500	0,84
YOSO	22308 CAK/W33	35	90	33	155	140	15	6000	8000	1,2
YOSO	22209 CAK/W33	40	85	23	104	98	10,8	7500	10000	0,7
YOSO	21309 CAK/W33	40	100	25	129	127	13,7	6300	8500	1,1
YOSO	22309 CAK/W33	40	100	36	190	183	19,6	5300	7000	1,55
YOSO	22210 CAK/W33	45	90	23	107	108	11,8	7000	9500	0,75
YOSO	21310 CAK/W33	45	110	27	159	166	18,6	5600	7500	1,45
YOSO	22310 CAK/W33	45	110	40	228	224	24	4800	6300	2,1
YOSO	22211 CAK/W33	50	100	25	129	127	13,7	6300	8500	0,95
YOSO	21311 CAK/W33	50	120	29	159	166	18,6	5600	7500	1,8
YOSO	22311 CAK/W33	50	120	43	280	280	30	4300	5600	2,7
YOSO	22212 CAK/W33	55	110	28	159	166	18,6	5600	7500	1,3
YOSO	21312 CAK/W33	55	130	31	217	240	26,5	4800	6300	2,2
YOSO	22312 CAK/W33	55	130	46	325	335	36,5	4000	5300	3,3
YOSO	22213 CAK/W33	60	120	31	198	216	24	5000	7000	1,7
YOSO	21313 CAK/W33	60	140	33	243	270	29	4300	6000	2,75
YOSO	22313 CAK/W33	60	140	48	357	360	38	3800	5000	4,1
YOSO	22214 CAK/W33	65	125	31	213	228	25,5	5000	6700	1,8
YOSO	21314 CAK/W33	65	150	35	291	325	34,5	4000	5600	3,35
YOSO	22314 CAK/W33	65	150	51	413	430	45	3400	4500	4,9
YOSO	22215 CAK/W33	70	130	31	217	240	26,5	4800	6300	1,95
YOSO	21315 CAK/W33	70	160	37	291	325	34,5	4000	5600	4,15
YOSO	22315 CAK/W33	70	160	55	462	475	48	3200	4300	6
YOSO	22216 CAK/W33	75	140	33	243	270	29	4300	6000	2,4
YOSO	21316 CAK/W33	75	170	39	331	375	39	3800	5300	4,75
YOSO	22316 CAK/W33	75	170	58	516	540	54	3000	4000	7
YOSO	22217 CAK/W33	80	150	36	291	325	34,5	4000	5600	3,05
YOSO	21317 CAK/W33	80	180	41	331	375	39	3800	5300	5,55
YOSO	22317 CAK/W33	80	180	60	577	620	61	2800	3800	8,15
YOSO	22218 CAK/W33	85	160	40	331	375	39	3800	5300	3,7
YOSO	23218 CCK/W33	85	160	52,4	372	440	48	2800	3800	5
YOSO	21318 EK	85	190	43	393	450	46,5	3600	4800	6,4
YOSO	22318 EK	85	190	64	637	695	67	2600	3600	9,5
YOSO	22219 EK	90	170	43	393	450	46,5	3600	4800	4,6
YOSO	21319 EK	90	200	45	433	490	49	3400	4500	7,4
YOSO	22319 EK	90	200	67	699	765	73,5	2600	3400	11
YOSO	23120 CCK/W33	95	165	52	385	490	53	3000	4000	5
YOSO	22220 EK	95	180	46	433	490	49	3400	4500	5,4
YOSO	23220 CCK/W33	95	180	60,3	498	600	63	2400	3400	7,3
YOSO	21320 EK	95	215	47	433	490	49	3400	4500	9,1
YOSO	22320 EK	95	215	73	847	950	88	2400	3000	14
YOSO	23218 CAK/W33	85	160	52,4	372	440	48	2800	3800	5
YOSO	21318 CAK/W33	85	190	43	393	450	46,5	3600	4800	6,4
YOSO	22318CAK/W33	85	190	64	637	695	67	2600	3600	9,5
YOSO	22219CAK/W33	90	170	43	393	450	46,5	3600	4800	4,6
YOSO	21319CAK/W33	90	200	45	433	490	49	3400	4500	7,4
YOSO	223199MB	90	200	67	699	765	73,5	2600	3400	11
YOSO	23120MB	95	165	52	385	490	53	3000	4000	5
YOSO	22220CAK/W33	95	180	46	433	490	49	3400	4500	5,4

Brand	Type	d (mm)	D (mm)	B (mm)	dynamic C(kN)	static C ₀ (kN)	Fatigue load limit(kN)	Reference speed(r/min)	Limiting speed(r/min)	Mass (kg)
YOSO	23220MB	95	180	60,3	498	600	63	2400	3400	7,3
YOSO	21320 MB	95	215	47	433	490	49	3400	4500	9,1
YOSO	22320MB	95	215	73	847	950	88	2400	3000	14
YOSO	23022 CCK/W33	105	170	45	326	440	46,5	3400	4300	4,45
YOSO	23122 CCK/W33	105	180	56	450	585	61	2800	3600	6,35
YOSO	24122 CCK30/W33	105	180	69	539	750	78	2000	3000	7,7
YOSO	22222 EK	105	200	53	572	640	63	3000	4000	7,5
YOSO	23222 CCK/W33	105	200	69,8	626	765	76,5	2200	3200	10,5
YOSO	22322 EK	105	240	80	989	1120	100	2000	2800	19,5
YOSO	23022MB	105	170	45	326	440	46,5	3400	4300	4,45
YOSO	23122 CAK/W33	105	180	56	450	585	61	2800	3600	6,35
YOSO	24122MB	105	180	69	539	750	78	2000	3000	7,7
YOSO	22222 MB	105	200	53	572	640	63	3000	4000	7,5
YOSO	23222MB	105	200	69,8	626	765	76,5	2200	3200	10,5
YOSO	22322 EK	105	240	80	989	1120	100	2000	2800	19,5
YOSO	23024 CCK/W33	115	180	46	366	510	53	3200	4000	4,8
YOSO	24024 CCK30/W33	115	180	60	456	670	68	2400	3400	5,95
YOSO	23124 CCK/W33	115	200	62	534	695	71	2600	3400	8,7
YOSO	24124 CCK30/W33	115	200	80	679	950	95	1900	2600	10,8
YOSO	22224 EK	115	215	58	652	765	73,5	2800	3800	9,55
YOSO	23224 CCK/W33	115	215	76	732	930	93	2000	2800	13
YOSO	22324 CCK/W33	115	260	86	1019	1120	100	2000	2600	24
YOSO	23026 CCK/W33	125	200	52	452	610	62	2800	3600	6,75
YOSO	24026 CCK30/W33	125	200	69	569	815	81,5	2000	3000	8,65
YOSO	23126 CCK/W33	125	210	64	586	780	78	2400	3200	9,6
YOSO	24126 CCK30/W33	125	210	80	699	1000	100	1700	2400	11,7
YOSO	22226 EK	125	230	64	758	930	88	2600	3600	11,6
YOSO	23226 CCK/W33	125	230	80	826	1060	104	1900	2600	15,5
YOSO	22326 CCK/W33	125	280	93	1176	1320	114	1800	2400	30,5
YOSO	23028 CCK/W33	135	210	53	485	680	68	2600	3400	7,35
YOSO	24028 CCK30/W33	135	210	69	600	900	88	2000	2800	9,2
YOSO	23128 CCK/W33	135	225	68	659	900	88	2200	2800	11,5
YOSO	24128 CCK30/W33	135	225	85	796	1160	112	1600	2200	14,3
YOSO	22228 CCK/W33	135	250	68	743	900	86,5	2400	3200	15
YOSO	23228 CCK/W33	135	250	88	962	1250	120	1700	2400	20,5
YOSO	22328 CCK/W33	135	300	102	1357	1560	132	1700	2200	38
YOSO	23030 CCK/W33	145	225	56	531	750	73,5	2400	3200	8,85
YOSO	24030 CCK30/W33	145	225	75	680	1040	100	1800	2600	11,3
YOSO	23130 CCK/W33	145	250	80	883	1200	114	2000	2600	17
YOSO	24130 CCK30/W33	145	250	100	1054	1530	146	1400	2000	21
YOSO	22230 CCK/W33	145	270	73	898	1080	102	2200	3000	19
YOSO	23230 CCK/W33	145	270	96	1129	1460	137	1600	2200	26
YOSO	22330 CCK/W33	145	320	108	1539	1760	146	1600	2000	45,5
YOSO	23032 CCK/W33	150	240	60	614	880	83	2400	3000	11,5
YOSO	24032 CCK30/W33	150	240	80	783	1200	114	1700	2400	14,8
YOSO	23132 CCK/W33	150	270	86	1029	1370	129	1900	2400	23
YOSO	24132 CCK30/W33	150	270	109	1227	1760	163	1300	1900	28,5
YOSO	22232 CCK/W33	150	290	80	1043	1290	118	2000	2800	25
YOSO	23232 CCK/W33	150	290	104	1281	1660	153	1500	2200	34,5
YOSO	22332 CCK/W33	150	340	114	1680	1960	160	1500	1900	56
YOSO	23034 CCK/W33	160	260	67	745	1060	100	2200	2800	15
YOSO	24034 CCK30/W33	160	260	90	963	1460	137	1600	2400	20
YOSO	23134 CCK/W33	160	280	88	1086	1500	137	1800	2400	25
YOSO	24134 CCK30/W33	160	280	109	1270	1860	170	1200	1800	30
YOSO	22234 CCK/W33	160	310	86	1183	1460	132	1900	2600	31
YOSO	23234 CCK/W33	160	310	110	1472	1930	173	1400	2000	41
YOSO	22334 CCK/W33	160	360	120	1863	2160	176	1400	1800	65
YOSO	23036 CCK/W33	170	280	74	883	1250	114	2000	2600	19,3
YOSO	24036 CCK30/W33	170	280	100	1134	1730	156	1300	2200	25,7
YOSO	23136 CCK/W33	170	300	96	1263	1760	160	1700	2200	32

Brand	Type	d (mm)	D (mm)	B (mm)	dynamic C(kN)	static C ₀ (kN)	Fatigue load limit(kN)	Reference speed(r/min)	Limiting speed(r/min)	Mass (kg)
YOSO	24136 CCK30/W33	170	300	118	1449	2160	196	1100	1600	37
YOSO	22236 CCK/W33	170	320	86	1237	1560	140	1800	2600	32,5
YOSO	23236 CCK/W33	170	320	112	1557	2120	186	1300	1900	43,5
YOSO	22336 CCK/W33	170	380	126	2077	2450	193	1300	1700	76
YOSO	23038 CCK/W33	180	290	75	916	1340	122	1900	2400	21
YOSO	24038 CCK30/W33	180	290	100	1164	1800	163	1400	2000	27,5
YOSO	23138 CCK/W33	180	320	104	1456	2080	183	1500	2000	38,5
YOSO	24138 CCK30/W33	180	320	128	1652	2500	212	1100	1500	46,5
YOSO	22238 CCK/W33	180	340	92	1342	1700	150	1700	2400	39,5
YOSO	23238 CCK/W33	180	340	120	1759	2400	208	1300	1800	52,5
YOSO	22338 CCK/W33	180	400	132	2232	2650	208	1200	1600	87,5
YOSO	23040 CCK/W33	190	310	82	1058	1530	137	1800	2200	26,3
YOSO	24040 CCK30/W33	190	310	109	1353	2120	186	1300	1900	34,5
YOSO	23140 CCK/W33	190	340	112	1665	2360	204	1500	1900	48,5
YOSO	24140 CCK30/W33	190	340	140	1865	2800	232	1000	1400	57,5
YOSO	22240 CCK/W33	190	360	98	1526	1930	166	1600	2200	47
YOSO	23240 CCK/W33	190	360	128	1947	2700	228	1200	1700	63
YOSO	22340 CCK/W33	190	420	138	2439	2900	224	1200	1500	100
YOSO	23044 CCK/W33	200	340	90	1261	1860	163	1600	2000	36,5
YOSO	24044 CCK30/W33	200	340	118	1628	2600	212	1200	1700	47,5
YOSO	23144 CCK/W33	200	370	120	1888	2750	232	1300	1700	61,5
YOSO	24144 CCK30/W33	200	370	150	2197	3350	285	850	1200	76
YOSO	22244 CCK/W33	200	400	108	1835	2360	196	1500	2000	68
YOSO	23244 CCK/W33	200	400	144	2485	3450	285	1100	1500	93
YOSO	22344 CCK/W33	200	460	145	2839	3450	260	1000	1400	130
YOSO	23048 CCK/W33	220	360	92	1340	2080	176	1500	1900	40,5
YOSO	24048 CCK30/W33	220	360	118	1663	2700	228	1100	1600	50,5
YOSO	23148 CCK/W33	220	400	128	2187	3200	255	1200	1600	76,5
YOSO	24148 CCK30/W33	220	400	160	2489	3900	320	750	1100	91,5
YOSO	22248 CCK/W33	220	440	120	2258	3000	245	1300	1800	95
YOSO	23248 CCK/W33	220	440	160	3042	4300	345	950	1300	120
YOSO	22348 CCK/W33	220	500	155	3229	4000	290	950	1300	165
YOSO	23052 CCK/W33	240	400	104	1675	2550	212	1300	1700	56,5
YOSO	24052 CCK30/W33	240	400	140	2135	3450	285	1000	1400	75
YOSO	23152 CCK/W33	240	440	144	2664	3900	290	1100	1400	105
YOSO	24152 CCK30/W33	240	440	180	3086	4800	380	670	950	120
YOSO	22252 CCK/W33	240	480	130	2722	3550	285	1200	1600	120
YOSO	23252 CCK/W33	240	480	174	3395	4750	360	850	1200	155
YOSO	22352 CCK/W33	240	540	165	3680	4550	325	850	1100	205
YOSO	23056 CCK/W33	260	420	106	1797	2850	224	1300	1600	62
YOSO	24056 CCK30/W33	260	420	140	2248	3800	285	950	1400	79
YOSO	23156 CCK/W33	260	460	146	2784	4250	335	1000	1300	110
YOSO	24156 CCK30/W33	260	460	180	3183	5100	415	630	900	130
YOSO	22256 CCK/W33	260	500	130	2795	3750	300	1100	1500	125
YOSO	23256 CCK/W33	260	500	176	3425	4900	365	800	1100	160
YOSO	22356 CCK/W33	260	580	175	4158	5200	365	800	1100	245
YOSO	23060 CCK/W33	280	460	118	2219	3450	265	1200	1500	82,5
YOSO	24060 CCK30/W33	280	460	160	2821	4750	335	850	1200	110
YOSO	23160 CCK/W33	280	500	160	3368	5100	380	950	1200	140
YOSO	24160 CCK30/W33	280	500	200	3876	6300	465	560	800	180
YOSO	22260 CCK/W33	280	540	140	3239	4250	325	1000	1400	155
YOSO	23260 CCK/W33	280	540	192	4052	5850	425	750	1000	200
YOSO	23064 CCK/W33	300	480	121	2348	3800	285	1100	1400	89
YOSO	24064 CCK30/W33	300	480	160	2969	5100	400	800	1200	115
YOSO	23164 CCK/W33	300	540	176	3923	6000	440	850	1100	175
YOSO	24164 CCK30/W33	300	540	218	4395	7100	510	500	700	225
YOSO	22264 CACK/W33	300	580	150	3708	4900	375	950	1300	185
YOSO	23264 CCK/W33	300	580	208	4607	6700	480	700	950	250
YOSO	23068 CCK/W33	320	520	133	2812	4550	335	1000	1300	120
YOSO	24068 CCK30/W33	320	520	180	3621	6200	475	750	1100	160

Brand	Type	d (mm)	D (mm)	B (mm)	dynamic C(kN)	static C ₀ (kN)	Fatigue load limit(k N)	Referenc e speed(r/ min)	Limitin g speed(r/min)	Mass (kg)
YOSO	23168 CCK/W33	320	580	190	4445	6800	480	800	1000	225
YOSO	24168 ECCK30J/W33	320	580	243	5487	8650	630	430	630	295
YOSO	23268 CAK/W33	320	620	224	5362	7800	550	560	800	315
YOSO	23072 CCK/W33	340	540	134	2850	4800	345	950	1200	125
YOSO	24072 CCK30/W33	340	540	180	3705	6550	490	700	1000	165
YOSO	23172 CCK/W33	340	600	192	4515	6950	490	750	1000	235
YOSO	24172 ECCK30J/W33	340	600	243	5737	9300	670	400	600	295
YOSO	22272 CAK/W33	340	650	170	4430	6200	440	630	850	275
YOSO	23272 CAK/W33	340	650	232	5663	8300	570	530	750	345
YOSO	23076 CCK/W33	360	560	135	2984	5000	360	900	1200	135
YOSO	24076 CCK30/W33	360	560	180	3786	6800	480	670	950	170
YOSO	23176 CAK/W33	360	620	194	4561	7100	500	560	1000	250
YOSO	24176 ECAK30/W33	360	620	243	5936	9800	710	360	530	325
YOSO	23276 CAK/W33	360	680	240	6126	9150	620	500	750	390
YOSO	23080 CCK/W33	380	600	148	3511	5850	415	850	1100	165
YOSO	24080 ECCK30J/W33	380	600	200	4507	8000	560	630	900	220
YOSO	23180 CAK/W33	380	650	200	4864	7650	530	530	950	290
YOSO	24180 ECAK30/W33	380	650	250	6331	10600	735	340	500	365
YOSO	23280 CAK/W33	380	720	256	6881	10400	680	480	670	470
YOSO	22380 CAK/W33	380	820	243	7832	10400	670	430	750	675
YOSO	23084 CAK/W33	400	620	150	3541	6000	415	600	1100	175
YOSO	24084 ECAK30/W33	400	620	200	4610	8300	585	530	900	230
YOSO	23184 CKJ/W33	400	700	224	5919	9300	620	480	900	375
YOSO	24184 ECAK30/W33	400	700	280	7577	12600	850	320	480	470
YOSO	23284 CAK/W33	400	760	272	7677	11600	765	450	630	550
YOSO	23088 CAK/W33	420	650	157	3831	6550	450	560	1000	200
YOSO	24088 ECAK30/W33	420	650	212	4987	9150	630	500	850	275
YOSO	23188 CAK/W33	420	720	226	6215	10000	670	450	850	380
YOSO	24188 ECAK30/W33	420	720	280	7777	13200	900	300	450	490
YOSO	23288 CAK/W33	420	790	280	8150	12500	800	430	600	620
YOSO	23092 CAK/W33	440	680	163	4065	6950	465	560	950	225
YOSO	24092 ECAK30/W33	440	680	218	5401	10000	670	480	800	300
YOSO	23192 CAK/W33	440	760	240	6760	10800	680	430	800	465
YOSO	24192 ECAK30/W33	440	760	300	8608	14600	1000	280	430	590
YOSO	23292 CAK/W33	440	830	296	8958	13700	880	400	560	725
YOSO	23096 CAK/W33	460	700	165	3996	6800	450	530	950	235
YOSO	24096 ECAK30/W33	460	700	218	5524	10400	695	450	750	310
YOSO	23196 CAK/W33	460	790	248	7362	12000	780	400	750	515
YOSO	24196 ECAK30/W33	460	790	308	9198	15600	1040	260	400	635
YOSO	23296 CAK/W33	460	870	310	9805	15000	950	380	530	860
YOSO	230/500 CAK/W33	480	720	167	4358	7800	510	500	900	250
YOSO	240/500 ECAK30/W33	480	720	218	5777	11000	735	430	700	325
YOSO	231/500 CAK/W33	480	830	264	8037	12900	830	380	700	610
YOSO	241/500 ECAK30/W33	480	830	325	10123	17000	1120	260	380	735
YOSO	232/500 CAK/W33	480	920	336	11183	17300	1060	360	500	1020
YOSO	230/530 CAK/W33	500	780	185	5267	9300	630	450	800	365
YOSO	240/530 ECAK30/W33	500	780	250	6973	13200	830	400	670	455
YOSO	231/530 CAK/W33	500	870	272	8526	14000	915	360	670	720
YOSO	241/530 ECAK30/W33	500	870	335	10909	19000	1220	240	360	885
YOSO	232/530 CAK/W33	500	980	355	13268	20400	1220	320	480	1290
YOSO	230/560 CAK/W33	530	820	195	5779	10200	680	430	750	430
YOSO	240/560 ECAK30/W33	530	820	258	7621	14600	960	380	630	515
YOSO	231/560 CAK/W33	530	920	280	9596	16000	980	340	630	850
YOSO	241/560 ECK30J/W33	530	920	355	12366	21600	1340	220	320	1060
YOSO	232/560 CAK/W33	530	1030	365	13940	22000	1320	280	430	1500
YOSO	230/600 CAK/W33	570	870	200	6252	11400	750	400	700	480
YOSO	240/600 CAK/W33	570	870	272	8580	17000	1100	340	560	595
YOSO	231/600 CAK/W33	570	980	300	10738	18000	1100	320	560	1010
YOSO	241/600 ECAK30/W33	570	980	375	13522	23600	1460	200	300	1290
YOSO	232/600 CAK/W33	570	1090	388	15652	25500	1460	260	400	1760

Brand	Type	d (mm)	D (mm)	B (mm)	dynamic C(kN)	static C ₀ (kN)	Fatigue load limit(kN)	Reference speed(r/min)	Limiting speed(r/min)	Mass (kg)
YOSO	230/630 CAK/W33	600	920	212	6898	12500	800	380	670	575
YOSO	240/630 ECK30J/W33	600	920	290	9150	18000	1140	320	530	730
YOSO	231/630 CAK/W33	600	1030	315	12600	20800	1220	260	530	1190
YOSO	241/630 ECAK30/W33	600	1030	400	15001	27000	1630	190	280	1500
YOSO	230/670 CAK/W33	630	980	230	7919	14600	915	340	600	720
YOSO	240/670 ECAK30/W33	630	980	308	10435	20400	1320	300	500	900
YOSO	231/670 CAK/W33	630	1030	315	12600	20800	1220	260	530	1430
YOSO	241/670 ECAK30/W33	630	1090	412	16381	29000	1760	180	260	1730
YOSO	232/670 CAK/W33	630	1220	438	18650	30500	1700	220	360	2500
YOSO	230/710 CAK/W33	670	1030	236	8669	16300	1000	320	560	800
YOSO	240/710 ECAK30/W33	670	1030	315	11164	22800	1370	260	450	1010
YOSO	231/710 CAK/W33	670	1150	345	14732	26000	1530	240	450	1650
YOSO	241/710 ECAK30/W33	670	1150	438	17935	32500	1900	160	240	2040
YOSO	232/710 CAK/W33	670	1280	450	21208	34500	2000	200	320	2810
YOSO	230/750 CAK/W33	710	1090	250	10061	18600	1100	300	530	950
YOSO	240/750 ECAK30/W33	710	1090	335	12235	25000	1460	260	430	1200
YOSO	231/750 CAK/W33	710	1220	365	16518	29000	1700	220	430	1930
YOSO	241/750 ECAK30/W33	710	1220	475	20434	37500	2160	150	220	2280
YOSO	232/750 CAKF/W33	710	1360	475	22478	36500	2000	190	300	3280
YOSO	230/800 CAK/W33	750	1150	258	10335	20000	1160	260	480	1100
YOSO	240/800 ECAK30/W33	750	1150	345	13431	28500	1730	220	400	1380
YOSO	231/800 CAK/W33	750	1280	375	18033	31500	1800	200	400	2200
YOSO	241/800 ECAK30/W33	750	1280	475	21587	40500	2320	140	200	2540
YOSO	230/850 CAK/W33	800	1220	272	11291	21600	1250	240	450	1250
YOSO	240/850 ECAK30/W33	800	1220	365	15183	31500	1900	200	360	1670
YOSO	231/850 CAK/W33	800	1360	400	19306	34500	1900	180	360	2500
YOSO	241/850 ECAK30F/W33	800	1360	500	23827	45000	2500	130	190	3050
YOSO	230/900 CAK/W33	850	1280	280	12002	23200	1320	220	400	1450
YOSO	240/900 ECAK30/W33	850	1280	375	16185	34500	2040	190	340	1850
YOSO	241/900 ECAK30F/W33	850	1420	515	25310	49000	2700	120	180	3700
YOSO	230/950 CAK/W33	900	1360	300	14363	28500	1600	200	380	1720
YOSO	240/950 CAK30F/W33	900	1360	412	17847	39000	2240	170	300	2300
YOSO	241/950 ECAK30F/W33	900	1500	545	27892	55000	3000	110	160	3950
YOSO	230/1000 CAKF/W33	950	1420	308	15187	30500	1700	180	360	1900
YOSO	240/1000 CAK30F/W33	950	1420	412	18592	40500	2240	160	280	2500
YOSO	231/1000 CAKF/W33	950	1580	462	25650	48000	2550	140	280	3950
YOSO	241/1000 ECAK30F/W33	950	1580	580	31174	62000	3350	100	150	4800
YOSO	230/1060 CAKF/W33	1000	1500	325	16605	30500	1700	170	320	2600
YOSO	240/1060 CAK30F/W33	1000	1500	438	20724	45500	2450	150	260	2950
YOSO	29412 E	60	130	42	390	915	114	2800	5000	2,6
YOSO	29413 E	65	140	45	455	1080	137	2600	4800	3,2
YOSO	29414 E	70	150	48	520	1250	153	2400	4300	3,9
YOSO	29415 E	75	160	51	600	1430	173	2400	4000	4,7
YOSO	29416 E	80	170	54	670	1630	193	2200	3800	5,6
YOSO	29317 E	85	150	39	380	1060	129	2400	4000	2,75
YOSO	29417 E	85	180	58	735	1800	212	2000	3600	6,75
YOSO	29318 E	90	155	39	400	1080	132	2400	4000	2,85
YOSO	29418 E	90	190	60	815	2000	232	1900	3400	7,75
YOSO	29320 E	100	170	42	465	1290	156	2200	3600	3,65
YOSO	29420 E	100	210	67	980	2500	275	1700	3000	10,5
YOSO	29322 E	110	190	48	610	1730	204	1900	3200	5,3
YOSO	29422 E	110	230	73	1180	3000	325	1600	2800	13,5
YOSO	29324 E	120	210	54	765	2120	245	1700	2800	7,35
YOSO	29424 E	120	250	78	1370	3450	375	1500	2600	17,5
YOSO	29326 E	130	225	58	865	2500	280	1600	2600	9
YOSO	29426 E	130	270	85	1560	4050	430	1300	2400	22
YOSO	29328 E	140	240	60	980	2850	315	1500	2600	10,5
YOSO	29428 E	140	280	85	1630	4300	455	1300	2400	23
YOSO	29230 E	150	215	39	408	1600	180	1800	2800	4,3

Brand	Type	d (mm)	D (mm)	B (mm)	dynamic C(kN)	static C ₀ (kN)	Fatigue load limit(kN)	Reference speed(r/min)	Limiting speed(r/min)	Mass (kg)
YOSO	29330 E	150	250	60	1000	2850	315	1500	2400	11
YOSO	29430 E	150	300	90	1860	5100	520	1200	2200	28
YOSO	29332 E	160	270	67	1180	3450	375	1300	2200	14,5
YOSO	29432 E	160	320	95	2080	5600	570	1100	2000	32
YOSO	29334 E	170	280	67	1200	3550	365	1300	2200	15
YOSO	29434 E	170	340	103	2360	6550	640	1100	1900	44,5
YOSO	29236 E	180	250	42	495	2040	212	1600	2600	5,8
YOSO	29336 E	180	300	73	1430	4300	440	1200	2000	19,5
YOSO	29436 E	180	360	109	2600	7350	710	1000	1800	52,5
YOSO	29338 E	190	320	78	1630	4750	490	1100	1900	23,5
YOSO	29438 E	190	380	115	2850	8000	765	950	1700	60,5
YOSO	29240 E	200	280	48	656	2650	285	1400	2200	9,3
YOSO	29340 E	200	340	85	1860	5500	550	1000	1700	28,5
YOSO	29440 E	200	400	122	3200	9000	850	850	1600	72
YOSO	29244 E	220	300	48	690	3000	310	1300	2200	10
YOSO	29344 E	220	360	85	2000	6300	610	1000	1700	31
YOSO	29444 E	220	420	122	3350	9650	900	850	1500	75
YOSO	29248	240	340	60	799	3450	335	1100	1800	16,5
YOSO	29348 E	240	380	85	2040	6550	630	1000	1600	35,5
YOSO	29448 E	240	440	122	3400	10200	930	850	1500	80
YOSO	29252	260	360	60	817	3650	345	1100	1700	18,5
YOSO	29352 E	260	420	95	2550	8300	780	850	1400	49
YOSO	29452 E	260	480	132	4050	12900	1080	750	1300	105
YOSO	29256	280	380	60	863	4000	375	1000	1700	19,5
YOSO	29356 E	280	440	95	2550	8650	800	850	1400	53
YOSO	29456 E	280	520	145	4900	15300	1320	670	1200	135
YOSO	29260	300	420	73	1070	4800	465	900	1400	30,5
YOSO	29360 E	300	480	109	3100	10600	930	750	1200	75
YOSO	29460 E	300	540	145	5000	16600	1340	670	1200	140
YOSO	29264	320	440	73	1110	5100	465	850	1400	33
YOSO	29364 E	320	500	109	3350	11200	1000	750	1200	78
YOSO	29464 E	320	580	155	5700	19000	1530	600	1100	175
YOSO	29268	340	460	73	1130	5400	480	850	1300	33,5
YOSO	29368	340	540	122	2710	11000	950	600	1100	105
YOSO	29468 E	340	620	170	6700	22400	1760	560	1000	220
YOSO	29272	360	500	85	1460	6800	585	750	1200	52
YOSO	29372	360	560	122	2760	11600	980	600	1100	110
YOSO	29472 EM	360	640	170	6200	21200	1630	560	950	230
YOSO	29276	380	520	85	1580	7650	655	700	1100	53
YOSO	29376	380	600	132	3340	14000	1160	530	1000	140
YOSO	29476 EM	380	670	175	6800	24000	1860	530	900	260
YOSO	29280	400	540	85	1610	8000	695	700	1100	55,5
YOSO	29380	400	620	132	3450	14600	1200	530	950	150
YOSO	29480 EM	400	710	185	7650	26500	1960	480	850	310
YOSO	29284	420	580	95	1990	9800	815	630	1000	75,5
YOSO	29384	420	650	140	3740	16000	1290	500	900	170
YOSO	29484 EM	420	730	185	7800	27500	2080	480	850	325
YOSO	29288	440	600	95	2070	10400	850	630	1000	78
YOSO	29388 EM	440	680	145	5200	19300	1560	530	850	180
YOSO	29488 EM	440	780	206	9000	32000	2320	430	750	410
YOSO	29292	460	620	95	2070	10600	865	600	950	81
YOSO	29392	460	710	150	4310	19000	1500	450	800	215
YOSO	29492 EM	460	800	206	9300	33500	2450	430	750	425
YOSO	29296	480	650	103	2350	11800	950	560	900	98
YOSO	29396	480	730	150	4370	19600	1530	450	800	220
YOSO	29496 EM	480	850	224	9550	39000	2800	340	670	550
YOSO	292/500	500	670	103	2390	12500	1000	560	900	100
YOSO	293/500	500	750	150	4490	20400	1560	430	800	235
YOSO	294/500 EM	500	870	224	9370	40000	2850	340	670	560
YOSO	292/530 EM	530	710	109	3110	15300	1220	530	850	115

Brand	Type	d (mm)	D (mm)	B (mm)	dynamic C(kN)	static C ₀ (kN)	Fatigue load limit(kN)	Referenc e speed(r/min)	Limitin g speed(r/min)	Mass (kg)
YOSO	293/530 EM	530	800	160	5870	26500	2080	400	750	265
YOSO	294/530 EM	530	920	236	10500	44000	3100	320	630	650
YOSO	292/560	560	750	115	2990	16000	1220	480	800	140
YOSO	294/560 EM	560	980	250	12000	51000	3550	300	560	810
YOSO	292/600 EM	600	800	122	3740	18600	1460	450	700	170
YOSO	294/600 EM	600	1030	258	13100	56000	4000	280	530	845
YOSO	292/630 EM	630	850	132	4770	23600	1800	400	670	210
YOSO	293/630 EM	630	950	190	8450	38000	2900	320	600	485
YOSO	294/630 EM	630	1090	280	14400	62000	4150	260	500	1040
YOSO	292/670	670	900	140	4200	22800	1660	380	630	255
YOSO	294/670 EM	670	1150	290	15400	68000	4500	240	450	1210
YOSO	293/710 EM	710	1060	212	9950	45500	3400	280	500	610
YOSO	294/710 EF	710	1220	308	17600	76500	5000	220	430	1500
YOSO	292/750 EM	750	1000	150	6100	31000	2320	340	560	325
YOSO	293/750	750	1120	224	9370	45000	3050	260	480	770
YOSO	294/750 EF	750	1280	315	18700	85000	5500	200	400	1650
YOSO	292/800 EM	800	1060	155	6560	34500	2550	320	530	380
YOSO	293/800	800	1180	230	9950	49000	3250	240	450	865
YOSO	294/800 EF	800	1360	335	20200	93000	5850	190	360	2030
YOSO	292/850 EM	850	1120	160	6730	36000	2550	300	500	425
YOSO	294/850 EF	850	1440	354	23900	1E+05	7100	170	340	2390
YOSO	292/900 EM	900	1180	170	7820	42500	3000	280	450	475
YOSO	294/900 EF	900	1520	372	26700	1E+05	7200	160	300	2650
YOSO	292/950 EM	950	1250	180	8280	45500	3100	260	430	600
YOSO	294/950 EF	950	1600	390	28200	1E+05	7800	140	280	3070
YOSO	294/1000 EF	1000	1670	402	31100	1E+05	8650	130	260	3390
YOSO	292/1060 EF	1060	1400	206	10500	58500	3750	220	360	860
YOSO	294/1060 EF	1060	1770	426	33400	2E+05	8500	120	240	4280
YOSO	292/1180 EF	1180	1520	206	10900	64000	3750	220	340	950
YOSO	293/1250 EF	1250	1800	330	24800	1E+05	7500	130	240	2770
YOSO	293/1600 EF	1600	2280	408	36800	2E+05	11800	90	160	5380
YOSO	29412 E	60	130	42	390	915	114	2800	5000	2,6
YOSO	29413 E	65	140	45	455	1080	137	2600	4800	3,2
YOSO	29414 E	70	150	48	520	1250	153	2400	4300	3,9
YOSO	29415 E	75	160	51	600	1430	173	2400	4000	4,7
YOSO	29416 E	80	170	54	670	1630	193	2200	3800	5,6
YOSO	29317 E	85	150	39	380	1060	129	2400	4000	2,75
YOSO	29417 E	85	180	58	735	1800	212	2000	3600	6,75
YOSO	29318 E	90	155	39	400	1080	132	2400	4000	2,85
YOSO	29418 E	90	190	60	815	2000	232	1900	3400	7,75
YOSO	29320 E	100	170	42	465	1290	156	2200	3600	3,65
YOSO	29420 E	100	210	67	980	2500	275	1700	3000	10,5
YOSO	29322 E	110	190	48	610	1730	204	1900	3200	5,3
YOSO	29422 E	110	230	73	1180	3000	325	1600	2800	13,5
YOSO	29324 E	120	210	54	765	2120	245	1700	2800	7,35
YOSO	29424 E	120	250	78	1370	3450	375	1500	2600	17,5
YOSO	29326 E	130	225	58	865	2500	280	1600	2600	9
YOSO	29426 E	130	270	85	1560	4050	430	1300	2400	22
YOSO	29328 E	140	240	60	980	2850	315	1500	2600	10,5
YOSO	29428 E	140	280	85	1630	4300	455	1300	2400	23
YOSO	29230 E	150	215	39	408	1600	180	1800	2800	4,3
YOSO	29330 E	150	250	60	1000	2850	315	1500	2400	11
YOSO	29430 E	150	300	90	1860	5100	520	1200	2200	28
YOSO	29332 E	160	270	67	1180	3450	375	1300	2200	14,5
YOSO	29432 E	160	320	95	2080	5600	570	1100	2000	32
YOSO	29334 E	170	280	67	1200	3550	365	1300	2200	15
YOSO	29434 E	170	340	103	2360	6550	640	1100	1900	44,5
YOSO	29236 E	180	250	42	495	2040	212	1600	2600	5,8
YOSO	29336 E	180	300	73	1430	4300	440	1200	2000	19,5
YOSO	29436 E	180	360	109	2600	7350	710	1000	1800	52,5

Brand	Type	d (mm)	D (mm)	B (mm)	dynamic C(kN)	static C ₀ (kN)	Fatigue load limit(kN)	Reference speed(r/min)	Limiting speed(r/min)	Mass (kg)
YOSO	29338 E	190	320	78	1630	4750	490	1100	1900	23,5
YOSO	29438 E	190	380	115	2850	8000	765	950	1700	60,5
YOSO	29240 E	200	280	48	656	2650	285	1400	2200	9,3
YOSO	29340 E	200	340	85	1860	5500	550	1000	1700	28,5
YOSO	29440 E	200	400	122	3200	9000	850	850	1600	72
YOSO	29244 E	220	300	48	690	3000	310	1300	2200	10
YOSO	29344 E	220	360	85	2000	6300	610	1000	1700	31
YOSO	29444 E	220	420	122	3350	9650	900	850	1500	75
YOSO	29248	240	340	60	799	3450	335	1100	1800	16,5
YOSO	29348 E	240	380	85	2040	6550	630	1000	1600	35,5
YOSO	29448 E	240	440	122	3400	10200	930	850	1500	80
YOSO	29252	260	360	60	817	3650	345	1100	1700	18,5
YOSO	29352 E	260	420	95	2550	8300	780	850	1400	49
YOSO	29452 E	260	480	132	4050	12900	1080	750	1300	105
YOSO	29256	280	380	60	863	4000	375	1000	1700	19,5
YOSO	29356 E	280	440	95	2550	8650	800	850	1400	53
YOSO	29456 E	280	520	145	4900	15300	1320	670	1200	135
YOSO	29260	300	420	73	1070	4800	465	900	1400	30,5
YOSO	29360 E	300	480	109	3100	10600	930	750	1200	75
YOSO	29460 E	300	540	145	5000	16600	1340	670	1200	140
YOSO	29264	320	440	73	1110	5100	465	850	1400	33
YOSO	29364 E	320	500	109	3350	11200	1000	750	1200	78
YOSO	29464 E	320	580	155	5700	19000	1530	600	1100	175
YOSO	29268	340	460	73	1130	5400	480	850	1300	33,5
YOSO	29368	340	540	122	2710	11000	950	600	1100	105
YOSO	29468 E	340	620	170	6700	22400	1760	560	1000	220
YOSO	29272	360	500	85	1460	6800	585	750	1200	52
YOSO	29372	360	560	122	2760	11600	980	600	1100	110
YOSO	29472 EM	360	640	170	6200	21200	1630	560	950	230
YOSO	29276	380	520	85	1580	7650	655	700	1100	53
YOSO	29376	380	600	132	3340	14000	1160	530	1000	140
YOSO	29476 EM	380	670	175	6800	24000	1860	530	900	260
YOSO	29280	400	540	85	1610	8000	695	700	1100	55,5
YOSO	29380	400	620	132	3450	14600	1200	530	950	150
YOSO	29480 EM	400	710	185	7650	26500	1960	480	850	310
YOSO	29284	420	580	95	1990	9800	815	630	1000	75,5
YOSO	29384	420	650	140	3740	16000	1290	500	900	170
YOSO	29484 EM	420	730	185	7800	27500	2080	480	850	325
YOSO	29288	440	600	95	2070	10400	850	630	1000	78
YOSO	29388 EM	440	680	145	5200	19300	1560	530	850	180
YOSO	29488 EM	440	780	206	9000	32000	2320	430	750	410
YOSO	29292	460	620	95	2070	10600	865	600	950	81
YOSO	29392	460	710	150	4310	19000	1500	450	800	215
YOSO	29492 EM	460	800	206	9300	33500	2450	430	750	425
YOSO	29296	480	650	103	2350	11800	950	560	900	98
YOSO	29396	480	730	150	4370	19600	1530	450	800	220
YOSO	29496 EM	480	850	224	9550	39000	2800	340	670	550
YOSO	292/500	500	670	103	2390	12500	1000	560	900	100
YOSO	293/500	500	750	150	4490	20400	1560	430	800	235
YOSO	294/500 EM	500	870	224	9370	40000	2850	340	670	560
YOSO	292/530 EM	530	710	109	3110	15300	1220	530	850	115
YOSO	293/530 EM	530	800	160	5870	26500	2080	400	750	265
YOSO	294/530 EM	530	920	236	10500	44000	3100	320	630	650
YOSO	292/560	560	750	115	2990	16000	1220	480	800	140
YOSO	294/560 EM	560	980	250	12000	51000	3550	300	560	810
YOSO	292/600 EM	600	800	122	3740	18600	1460	450	700	170
YOSO	294/600 EM	600	1030	258	13100	56000	4000	280	530	845
YOSO	292/630 EM	630	850	132	4770	23600	1800	400	670	210
YOSO	293/630 EM	630	950	190	8450	38000	2900	320	600	485
YOSO	294/630 EM	630	1090	280	14400	62000	4150	260	500	1040

Brand	Type	d (mm)	D (mm)	B (mm)	dynamic C(kN)	static C ₀ (kN)	Fatigue load limit(kN)	Reference speed(r/min)	Limiting speed(r/min)	Mass (kg)
YOSO	292/670	670	900	140	4200	22800	1660	380	630	255
YOSO	294/670 EM	670	1150	290	15400	68000	4500	240	450	1210
YOSO	293/710 EM	710	1060	212	9950	45500	3400	280	500	610
YOSO	294/710 EF	710	1220	308	17600	76500	5000	220	430	1500
YOSO	292/750 EM	750	1000	150	6100	31000	2320	340	560	325
YOSO	293/750	750	1120	224	9370	45000	3050	260	480	770
YOSO	294/750 EF	750	1280	315	18700	85000	5500	200	400	1650
YOSO	292/800 EM	800	1060	155	6560	34500	2550	320	530	380
YOSO	293/800	800	1180	230	9950	49000	3250	240	450	865
YOSO	294/800 EF	800	1360	335	20200	93000	5850	190	360	2030
YOSO	292/850 EM	850	1120	160	6730	36000	2550	300	500	425
YOSO	294/850 EF	850	1440	354	23900	1E+05	7100	170	340	2390
YOSO	292/900 EM	900	1180	170	7820	42500	3000	280	450	475
YOSO	294/900 EF	900	1520	372	26700	1E+05	7200	160	300	2650
YOSO	292/950 EM	950	1250	180	8280	45500	3100	260	430	600
YOSO	294/950 EF	950	1600	390	28200	1E+05	7800	140	280	3070
YOSO	294/1000 EF	1000	1670	402	31100	1E+05	8650	130	260	3390
YOSO	292/1060 EF	1060	1400	206	10500	58500	3750	220	360	860
YOSO	294/1060 EF	1060	1770	426	33400	2E+05	8500	120	240	4280
YOSO	292/1180 EF	1180	1520	206	10900	64000	3750	220	340	950
YOSO	293/1250 EF	1250	1800	330	24800	1E+05	7500	130	240	2770
YOSO	293/1600 EF	1600	2280	408	36800	2E+05	11800	90	160	5380



京澎机械设备(上海)有限公司
Jingpeng Machinery & Equipment (Shanghai) Co., Ltd.



Contact: Anny Fu

Tel: 13636560152 18134111662

Mailbox: sales@yosobearing.com

Address: 18th floor, building 2, 515 Yishan Road, Xuhui District, Shanghai