格力士®
GREEFAN

2NB 1AC 230V 气环泵型号及性能参数表（IP55 50/60 Hz）

2NB 1AC 230V Gas ring pump model and performance parameter table （IP55 50/60HZ）

型号 (2NB-1AC-230V) Model	单级 双级 single double	马达额定参数 Motor rated parameters 频率 frequency HZ	功率 power KW	电压 voltage V	电流 current A	最大 排吸流量 Max airflow m3/h	额定 真空压力 rated Vacuum mbar	额定 压缩压力 rated compress mbar	噪音 noises dB(A)	重量 Weight Kg
• 2NB 210 A01	单	50	0.4	230	2.7	80	-110	110	53	11
		60	0.5	230	3.0	96	-130	140	56	
• 2NB 310 A01	单	50	0.55	230	3.7	100	-120	120	55	13
		60	0.62	230	4.5	120	-130	150	57	
• 2NB 310 A11	单	50	0.7	230	4.5	100	-150	150	55	14
		60	0.83	230	5.6	120	-150	160	57	
• 2NB 410 A01	单	50	0.7	230	4.5	145	-120	120	63	15
		60	0.83	230	5.6	175	-130	130	64	
• 2NB 410 A11	单	50	0.85	230	5.5	145	-150	160	63	16
		60	0.95	230	6.1	175	-160	140	64	
• 2NB 410 A21	单	50	1.3	230	7.8	145	-160	200	64	17
		60	1.5	230	8.8	175	-190	200	65	
• 2NB 510 A01	单	50	1.3	230	7.8	210	-170	170	64	21
		60	1.5	230	8.8	255	-160	170	70	
• 2NB 510 A11	单	50	1.5	230	10.4	210	-190	200	64	24
		60	1.75	230	11.2	255	-180	180	70	
• 2NB 510 A21	单	50	2.2	230	12.8	210	-220	210	64	26
		60	2.55	230	12.8	255	-210	200	70	
• 2NB 610 A01	单	50	2.2	230	12.8	270	-230	250	64	28
		60	2.55	230	12.8	315	-250	270	70	
• 2NB 710 A01	单	50	2.2	230	12.8	270	-190	190	72	30
		60	2.55	230	12.8	315	-190	200	74	

2NB 真空压缩选型曲线 1AC-230V

Vacuum compression type curve

下面的性能曲线是在吸抽15°C空气，排气压力1013mbar的工况下测出的，允差±10%,吸入空气和环境温度不超过25°C时，即可达到图示总压差。the performance curves are valid for pumping air at 15°c at the inlet flanges with an air pressure of 1.103 mbar of ±10%.the total pressure differences are valid up to an intake and ambient of 25°c.

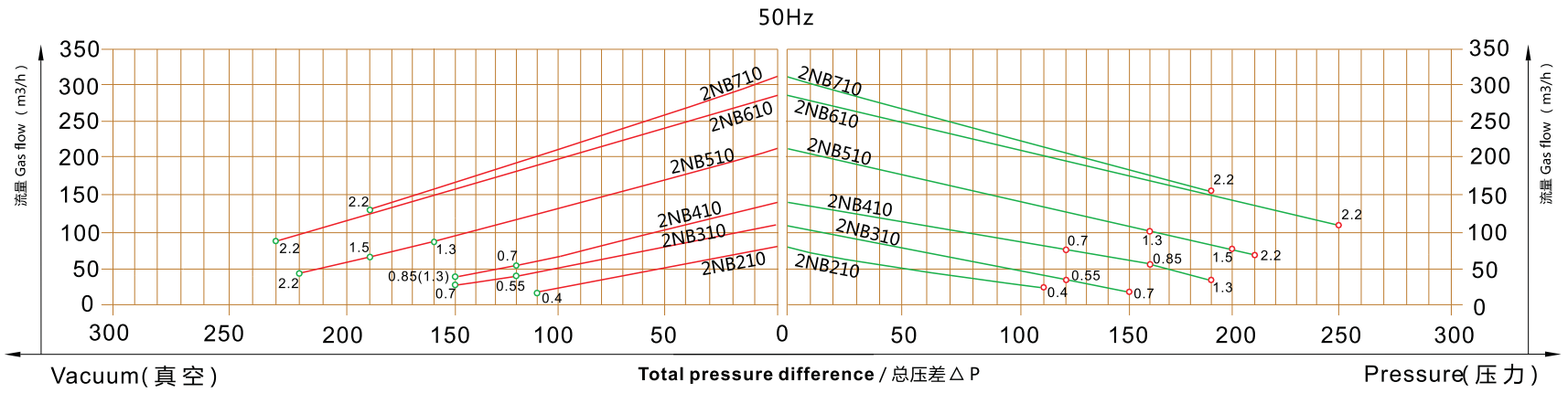

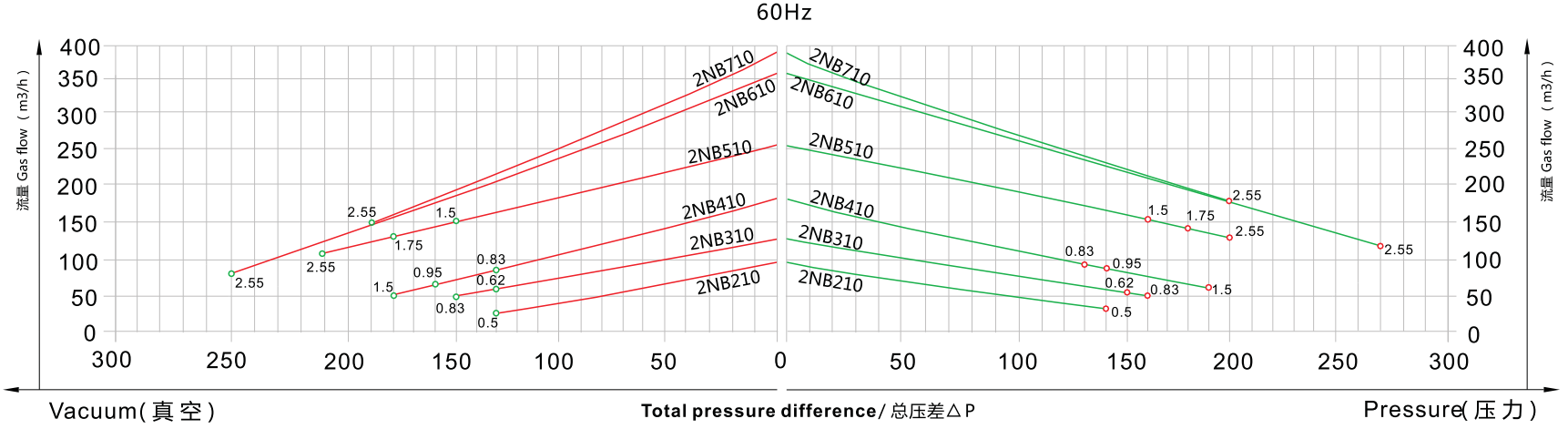

格力士®
GREEFAN

2NB 1AC 230V 气环泵型号及性能参数表（IP55 50/60 Hz）

2NB 1AC 230V Gas ring pump model and performance parameter table （IP55 50/60HZ）

型号 (2NB-1AC-230V) Model	单级 双级 single double	马达额定参数 Motor rated parameters 频率 frequency HZ	功率 power KW	电压 voltage V	电流 current A	最大 排吸流量 Max airflow m3/h	额定 真空压力 rated Vacuum mbar	额定 压缩压力 rated compress mbar	噪音 noises dB(A)	重量 Weight Kg
• 2NB 220 A01	双	50	0.7	230	4.5	88	-210	240	55	16
		60	0.83	230	5.6	103	-250	250	61	
• 2NB 230 A01	单	50	0.4	230	2.7	100	-110	110	54	11
		60	0.5	230	3.0	120	-130	140	57	
• 2NB 320 A01	双	50	1.3	230	7.6	120	-240	280	58	17
		60	1.5	230	8.8	145	-230	260	60	
• 2NB 330 A01	单	50	0.7	230	4.5	145	-100	100	56	14
		60	0.83	230	5.8	165	-110	100	58	
• 2NB 420 A01	双	50	1.5	230	10.4	150	-280	290	66	26
		60	1.75	230	11.2	180	-250	280	69	
• 2NB 420 A11	双	50	2.2	230	12.8	150	-290	300	68	31
		60	2.55	230	12.8	180	-260	290	72	
• 2NB 430 A01	单	50	0.85	230	5.5	180	-100	110	63	16.5
		60	0.95	230	6.1	210	-100	110	64	
• 2NB 430 A11	单	50	1.3	230	7.8	180	-150	140	64	17.5
		60	1.5	230	8.8	210	-140	130	66	
• 2NB 520 A01	双	50	2.2	230	12.8	230	-280	350	72	35
		60	2.55	230	12.8	275	-330	320	74	
• 2NB 530 A01	单	50	1.5	230	10.4	270	-150	140	65	26
		60	1.75	230	11.2	330	-120	110	71	

2NB 真空压缩选型曲线 1AC-230V

Vacuum compression type curve

下面的性能曲线是在吸抽15°C空气，排气压力1013mbar的工况下测出的，允差±10%,吸入空气和环境温度不超过25°C时，即可达到图示总压差。the performance curves are valid for pumping air at 15°c at the inlet flanges with an air pressure of 1.103 mbar of ±10%.the total pressure differences are valid up to an intake and ambient of 25°c.

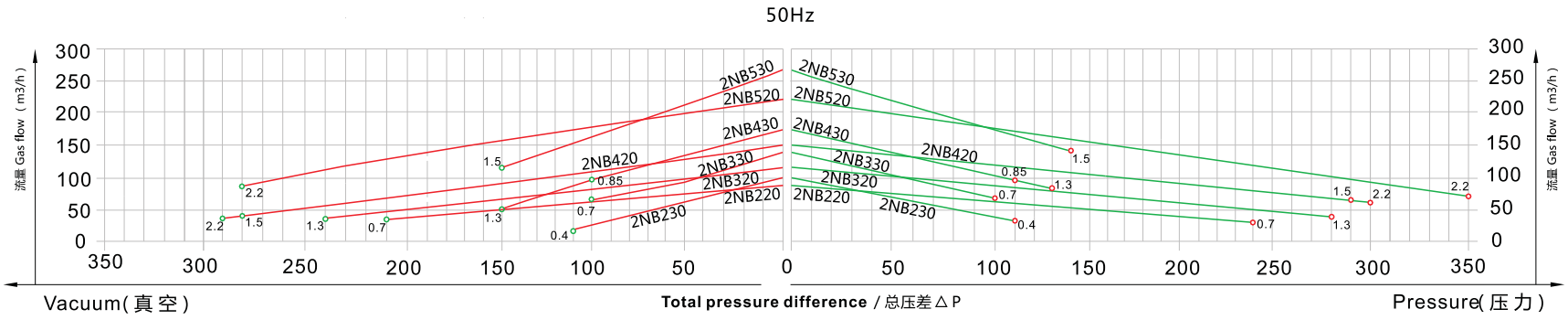

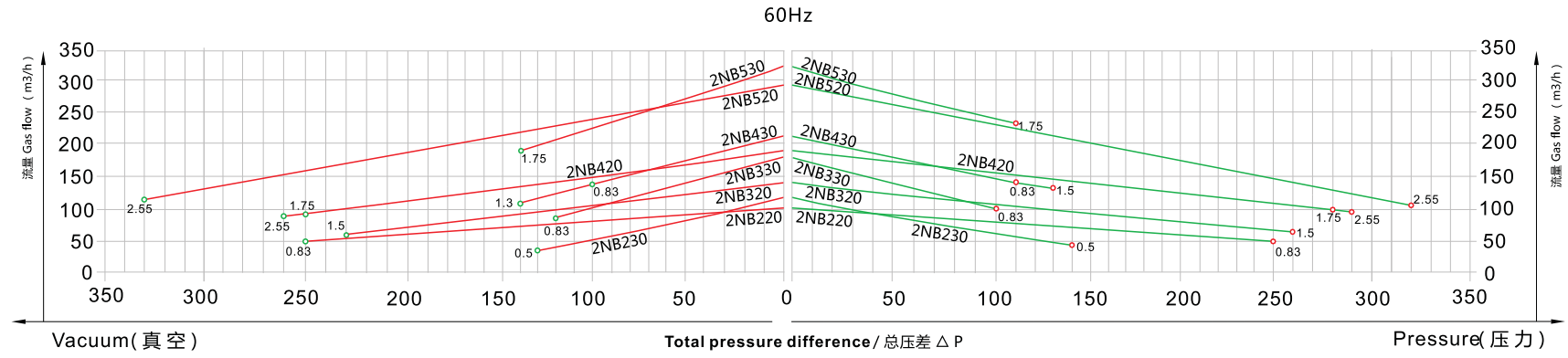

格力士®
GREEFAN

2NB 1AC 115-230V 气环泵型号及性能参数表（IP55 50/60 Hz）

2NB 1AC 115-230V Gas ring pump model and performance parameter table （IP55 50/60HZ）

型号 (2NB-1AC-115/230V) Model	单级 双级 single double	马达额定参数 Motor rated parameters 频率 frequency HZ	功率 power KW	电压 voltage V	电流 current A	最大 排吸流量 Max airflow m3/h	额定 真空压力 rated Vacuum mbar	额定 压缩压力 rated compress mbar	噪音 noises dB(A)	重量 Weight Kg
• 2NB 210 V01	单	50	0.4	115/230	5.4/2.7	80	-110	110	53	11
		60	0.5	115/230	6.0/3.0	95	-130	140	56	
• 2NB 230 V01	单	50	0.4	115/230	6.3/2.7	101	-110	110	54	11
		60	0.55	115/230	6.0/3.0	121	-130	140	57	
• 2NB 310 V01	双	50	0.55	115/230	6.2/3.1	100	-120	120	56	13
		60	0.62	115/230	7.1/3.8	120	-130	150	59	
• 2NB 410 V01	单	50	0.7	115/230	9.8/4.7	148	-120	120	63	15
		60	0.83	115/230	11/5.5	190	-140	140	64	
• 2NB 420 V01	双	50	1.5	115/230	22/11	150	-250	260	66	27
		60	1.75	115/230	24/12	190	-250	270	69	
• 2NB 430 V11	单	50	1.3	115/230	17/8.8	180	-170	170	64	16
		60	1.5	115/230	22/11	212	-180	180	65	
• 2NB 510 V01	单	50	1.5	115/230	22/11	210	-190	190	64	26
		60	1.75	115/230	24/12	255	-180	180	70	
• 2NB 530 V11	单	50	1.5	115/230	22/11	270	-150	150	65	26
		60	1.75	115/230	24/12	325	-120	120	71	
• 2NB 610 V01	单	50	2.2	115/230	25/12.8	370	-230	230	64	28
		60	2.55	115/230	25/12.8	315	-250	270	70	
• 2NB 710 V01	单	50	2.2	115/230	25/12.8	318	-190	190	72	30
		60	2.55	115/230	25/12.8	376	-190	200	74	

2NB 真空压缩选型曲线 1AC-115/230V

Vacuum compression type curve

下面的性能曲线是在吸抽15°C空气，排气压力1013mbar的工况下测出的，允差±10%,吸入空气和环境温度不超过25°C时，即可达到图示总压差。the performance curves are valid for pumping air at 15°c at the inlet flanges with an air pressure of 1.103 mbar of ±10%.the total pressure differences are valid up to an intake and ambient of 25°c.

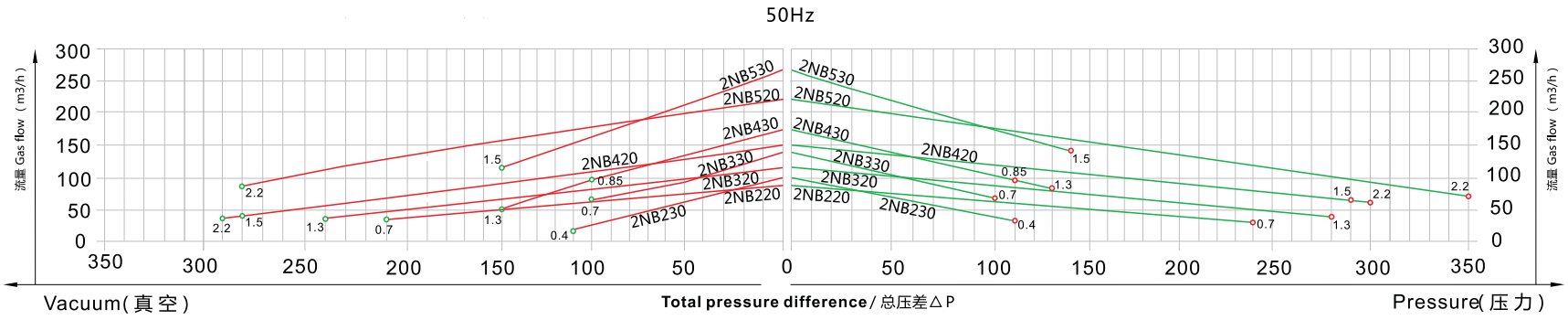

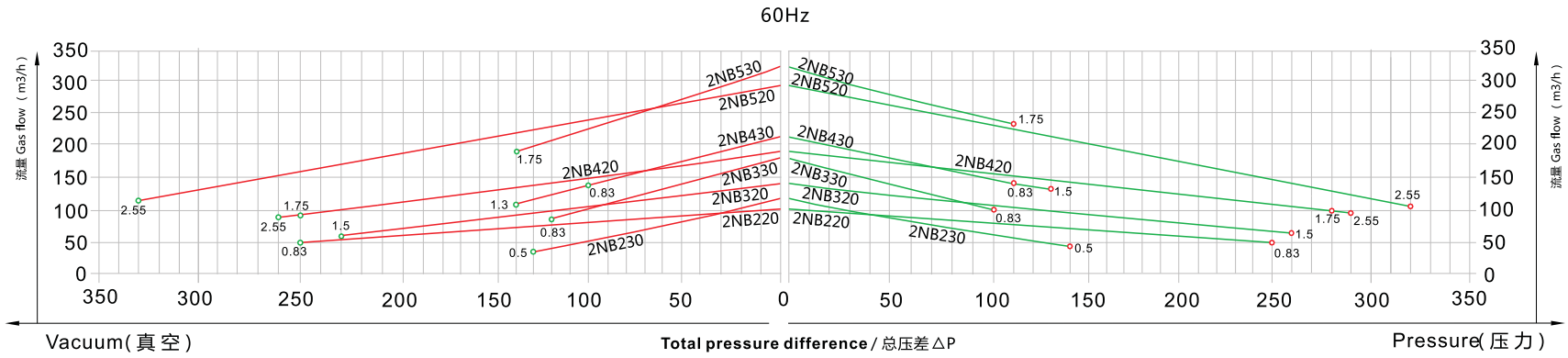

格力士®
GREEFAN

2NB2 3AC 气环泵型号及性能参数表（IP55 50/60 Hz）

2NB2 3AC Gas ring pump model and performance parameter table （IP55 50/60HZ）

型号 (2NB2-3AC) Model	单级 双级 single double	马达额定参数 Motor rated parameters 频率 frequency HZ	功率 power KW	电压 voltage V		电流 current A	最大 排吸流量 Max airflow m3/h	额定 真空压力 rated Vacuum mbar	额定 压缩压力 rated compress mbar	噪音 noises dB(A)	重量 Weight Kg
• 2NB 210 H16	单	50	0.4	200-240△	200-240Y	2.6△/1.5Y	80	-120	130	53	10
		60	0.5	200-240△	200-240Y	2.6△/1.5Y	80	-120	130	53	
• 2NB 220 H26	双	50	0.7	200-240△	200-240Y	3.8△/2.2Y	85	-210	240	55	15
		60	0.83	200-240△	200-240Y	3.75△/2.15Y	102	-250	250	61	
• 2NB 230 H16	单	50	0.4	200-240△	200-240Y	2.6△/1.5Y	105	-120	130	54	11
		60	0.5	200-240△	200-240Y	2.6△/1.5Y	120	-150	160	57	
• 2NB 230 H26	单	50	0.7	200-240△	200-240Y	3.8△/2.2Y	105	-120	140	54	12
		60	0.83	200-240△	200-240Y	3.8△/2.2Y	120	-160	180	57	

2NB2 真空压缩选型曲线 3AC

Vacuum compression type curve

下面的性能曲线是在吸抽15°C空气，排气压力1013mbar的工况下测出的，允差±10%,吸入空气和环境温度不超过25°C时，即可达到图示总压差。the performance curves are valid for pumping air at 15°c at the inlet flanges with an air pressure of 1.103 mbar of ±10%.the total pressure differences are valid up to an intake and ambient of 25°c.

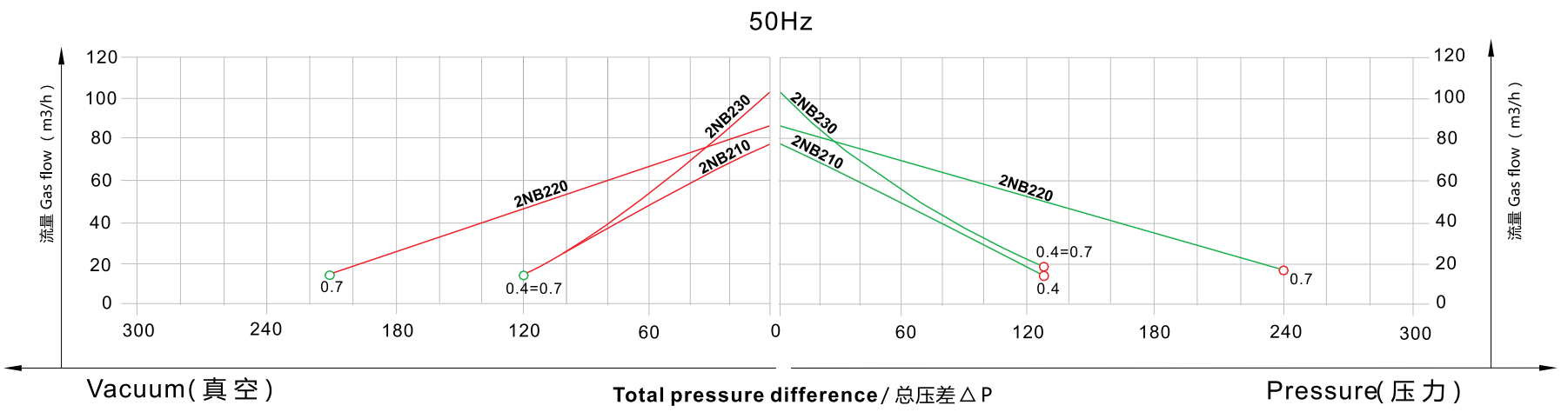

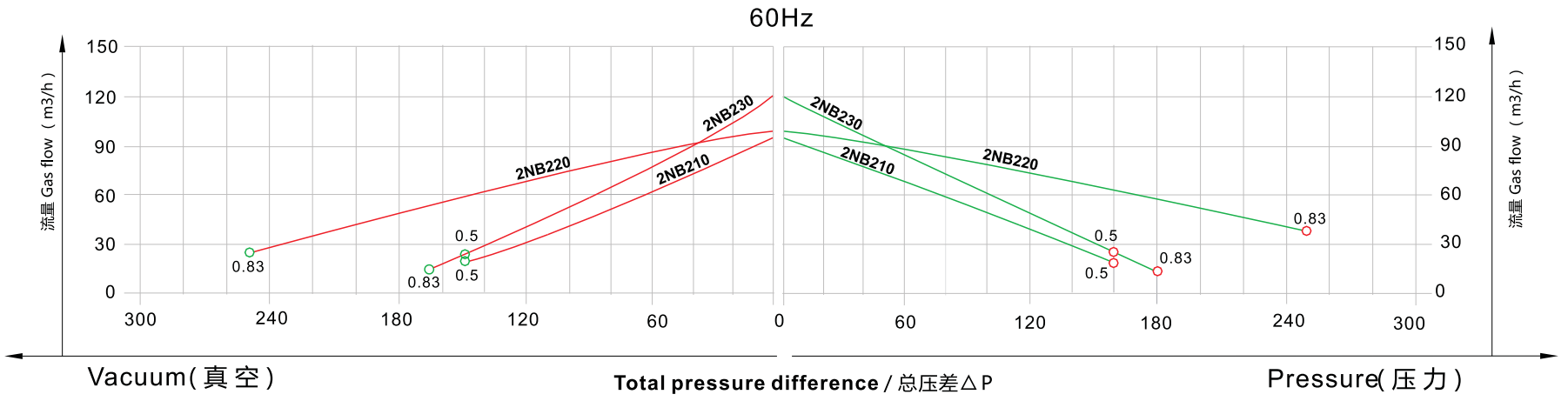

格力士®
GREEFAN

2NB210/230单级 安装尺寸

2NB210/230 Single stage mounting dimensions

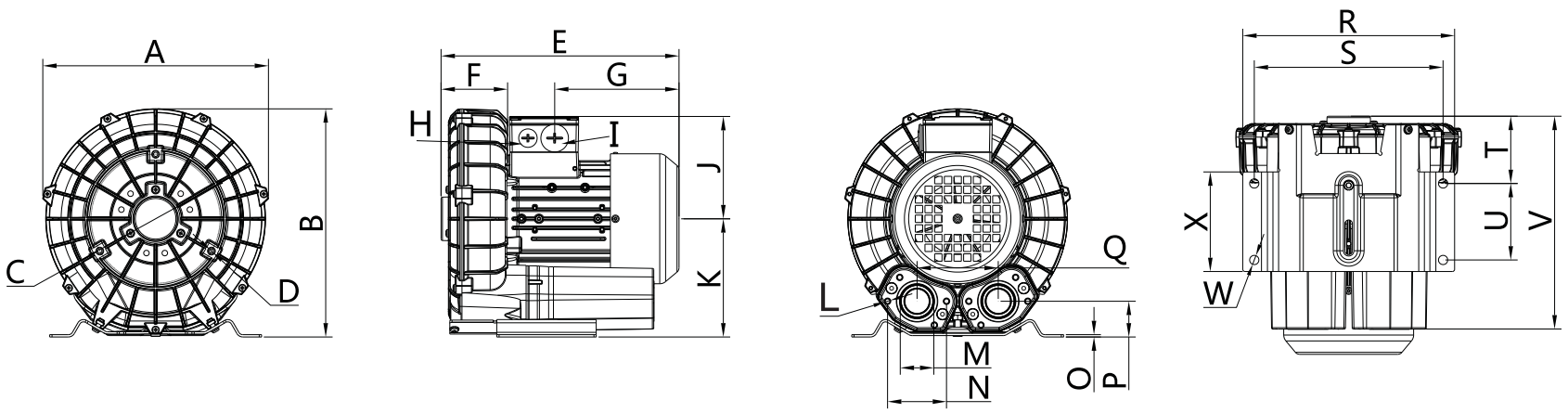

型号 Model	相位	A	B	C	D	E	F	G	H	I	J	K	L	M	N	O	P	Q	R	S	T	U	V	W	X
2NB 210 H16	3~	245	247	140	M6X15	258	72	135	M16X1.5	M32X1.5	111	128	M6X17	G1 1/4	64	2.5	39	88	230	205	73	83	230	10	108
2NB 210 H26	3~	245	247	140	M6X15	258	72	135	M16X1.5	M32X1.5	111	128	M6X17	G1 1/4	64	2.5	39	88	230	205	73	83	230	10	108
2NB 230 H16	3~	245	247	140	M6X15	267	81	135	M16X1.5	M32X1.5	111	128	M6X17	G1 1/4	64	2.5	39	88	230	205	81	83	230	10	108
2NB 230 H26	3~	245	247	140	M6X15	267	81	135	M16X1.5	M32X1.5	111	128	M6X17	G1 1/4	64	2.5	39	88	230	205	81	83	230	10	108
2NB 210 A01	1~	245	247	140	M6X15	258	72	135	M16X1.5	M32X1.5	111	128	M6X17	G1 1/4	64	2.5	39	88	230	205	73	83	230	10	108
2NB 230 A01	1~	245	247	140	M6X15	267	81	135	M16X1.5	M32X1.5	111	128	M6X17	G1 1/4	64	2.5	39	88	230	205	81	83	230	10	108
2NB 210 V01	1~	245	247	140	M6X15	258	72	135	M16X1.5	M32X1.5	111	128	M6X17	G1 1/4	64	2.5	39	88	230	205	73	83	230	10	108
2NB 230 V01	1~	245	247	140	M6X15	267	81	135	M16X1.5	M32X1.5	111	128	M6X17	G1 1/4	64	2.5	39	88	230	205	81	83	230	10	108

2NB220双级 安装尺寸

2NB220 Double stage mounting dimensions

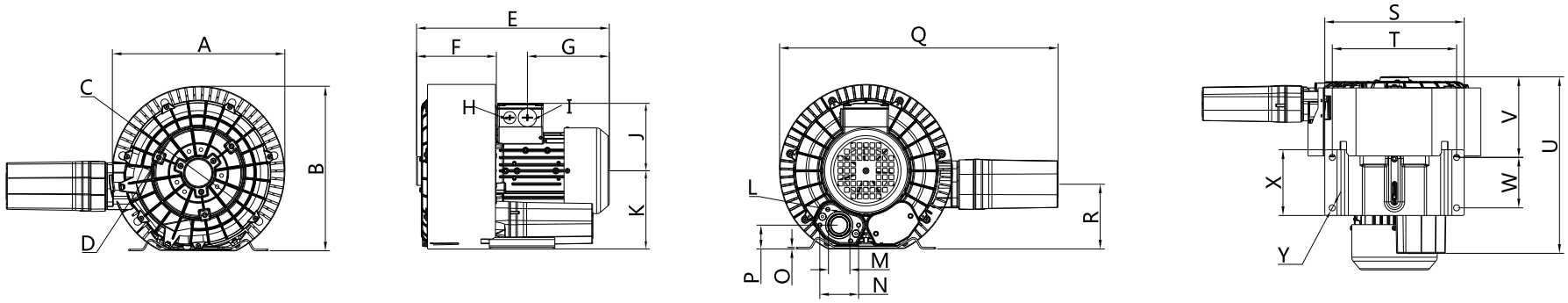

型号 Model	相位	A	B	C	D	E	F	G	H	I	J	K	L	M	N	O	P	Q	R	S	T	U	V	W	X	Y
2NB 220 H26	3~	284	270	140	M6X15	318	132	135	M16X1.5	M32X1.5	111	128	M6X17	G1 1/4	64	2.5	39	459	106	230	205	290	120	83	108	10
2NB 220 A01	1~	284	270	140	M6X15	318	132	135	M16X1.5	M32X1.5	111	128	M6X17	G1 1/4	64	2.5	39	459	106	230	205	290	120	83	108	10

格力士®
GREEFAN

2NB3 3AC 气环泵型号及性能参数表（IP55 50/60 Hz）

2NB3 3AC Gas ring pump model and performance parameter table （IP55 50/60HZ）



型号（2NB3-3AC）Model	单级 / 双级 / single / double	马达额定参数 Motor rated parameters					最大	额定	额定	噪音	重量
		频率	功率	电压		电流	排吸流量	真空压力	压缩压力		
		frequency	power	voltage		current	Max airflow	rated Vacuum	rated compress	noises	Weight
		HZ	KW	V		A	m3/h	mbar	mbar	dB(A)	Kg
• 2NB 310 H06	单	50	0.55	200-240△	345-415Y	2.8△/1.6Y	100	-110	120	55	11
		60	0.63	220-275△	380-480Y	3.0△/1.7Y	120	-110	120	57	
• 2NB 310 H16	单	50	0.7	200-240△	345-415Y	3.8△/2.2Y	100	-150	150	55	12
		60	0.83	220-275△	380-480Y	3.8△/2.2Y	120	-150	140	57	
• 2NB 330 H06	单	50	0.55	200-240△	345-415Y	2.8△/1.6Y	140	-60	60	56	12
		60	0.63	220-275△	380-480Y	3.0△/1.7Y	165	-50	50	58	
• 2NB 330 H16	单	50	0.7	200-240△	345-415Y	3.8△/2.2Y	140	-100	100	56	13
		60	0.83	220-275△	380-480Y	3.8△/2.2Y	165	-115	100	58	
• 2NB 320 H26	双	50	0.85	200-240△	345-415Y	4.2△/2.4Y	110	-200	230	58	17
		60	0.95	220-275△	380-480Y	4.0△/2.3Y	130	-240	240	60	
• 2NB 320 H36	双	50	1.3	200-240△	345-415Y	5.7△/3.3Y	110	-280	290	58	18
		60	1.5	220-275△	380-480Y	6.0△/3.5Y	130	-300	400	60	

2NB3 真空压缩选型曲线 3AC

Vacuum compression type curve

下面的性能曲线是在吸抽15°C空气，排气压力1013mbar的工况下测出的，允差±10%,吸入空气和环境温度不超过25°C时，即可达到图示总压差。the performance curves are valid for pumping air at 15°c at the inlet flanges with an air pressure of 1.103 mbar of ±10%.the total pressure differences are valid up to an intake and ambient of 25°c.

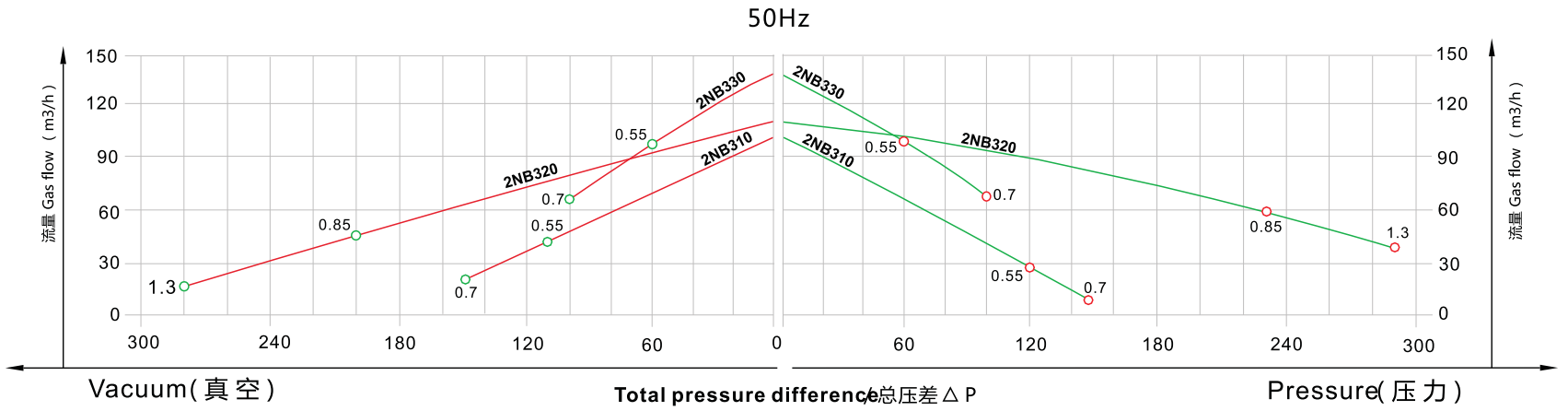

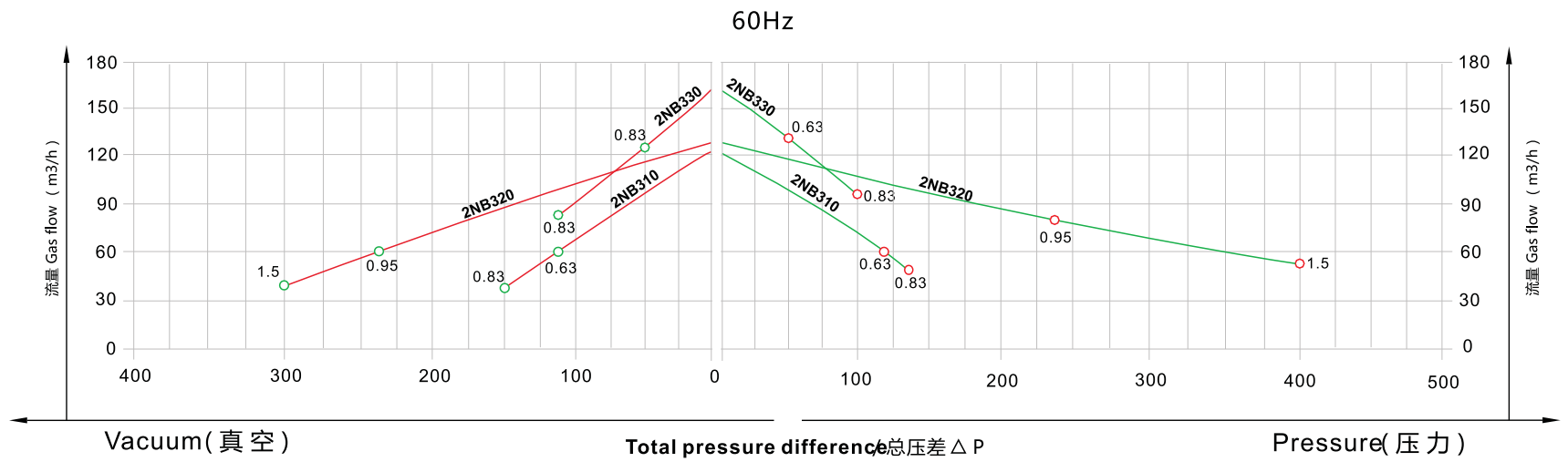

格力士®
GREEFAN

2NB310/330单级 安装尺寸

2NB310/330单级 Single stage mounting dimensions

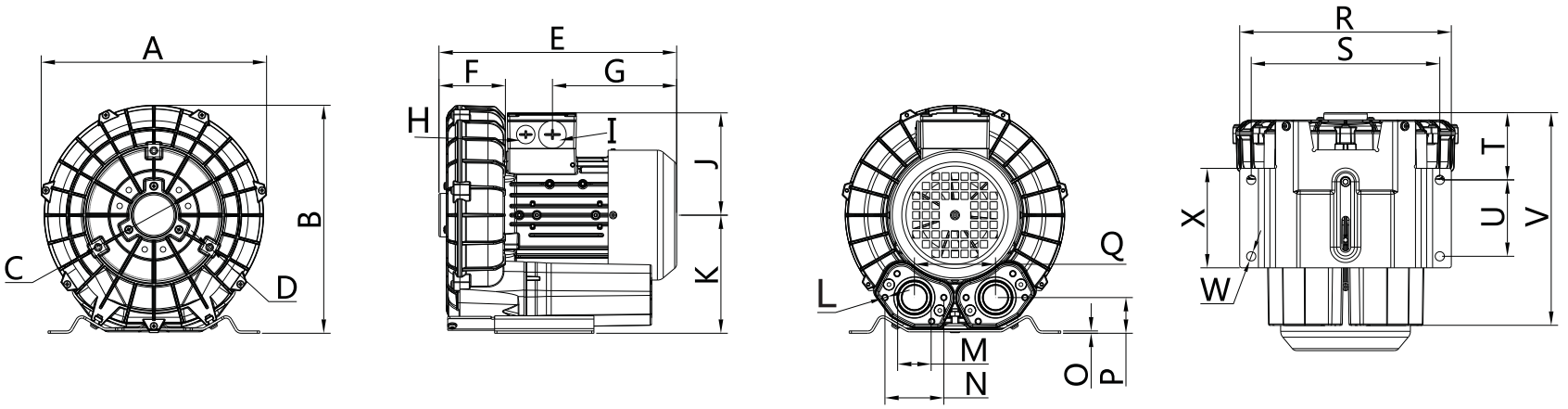

型号 Model	相位	A	B	C	D	E	F	G	H	I	J	K	L	M	N	O	P	Q	R	S	T	U	V	W	X
2NB 310 H06	3~	267	271	160	M6X15	261	75	135	M16X1.5	M32X1.5	111	128	M6X17	G1 1/4	64	2.5	40	93	230	205	69	83	233	10	108
2NB 310 H16	3~	267	271	160	M6X15	261	75	135	M16X1.5	M32X1.5	111	128	M6X17	G1 1/4	64	2.5	40	93	230	205	96	83	233	10	108
2NB 330 H06	3~	267	271	160	M6X15	276	90	135	M16X1.5	M32X1.5	111	128	M6X17	G1 1/4	64	2.5	40	93	230	205	84	83	249	10	108
2NB 330 H16	3~	267	271	160	M6X15	276	90	135	M16X1.5	M32X1.5	111	128	M6X17	G1 1/4	64	2.5	40	93	230	205	84	83	249	10	108
2NB 310 A01	1~	267	271	160	M6X15	261	75	135	M16X1.5	M32X1.5	111	128	M6X17	G1 1/4	64	2.5	40	93	230	205	69	83	233	10	108
2NB 310 A11	1~	267	271	160	M6X15	261	75	135	M16X1.5	M32X1.5	111	128	M6X17	G1 1/4	64	2.5	40	93	230	205	69	83	233	10	108
2NB 330 A01	1~	267	271	160	M6X15	276	90	135	M16X1.5	M32X1.5	111	128	M6X17	G1 1/4	64	2.5	40	93	230	205	84	83	249	10	108
2NB 310 V01	1~	267	271	160	M6X15	261	75	135	M16X1.5	M32X1.5	111	128	M6X17	G1 1/4	64	2.5	40	93	230	205	69	83	233	10	108

2NB320 双级 安装尺寸

2NB320 双级 Double stage mounting dimensions

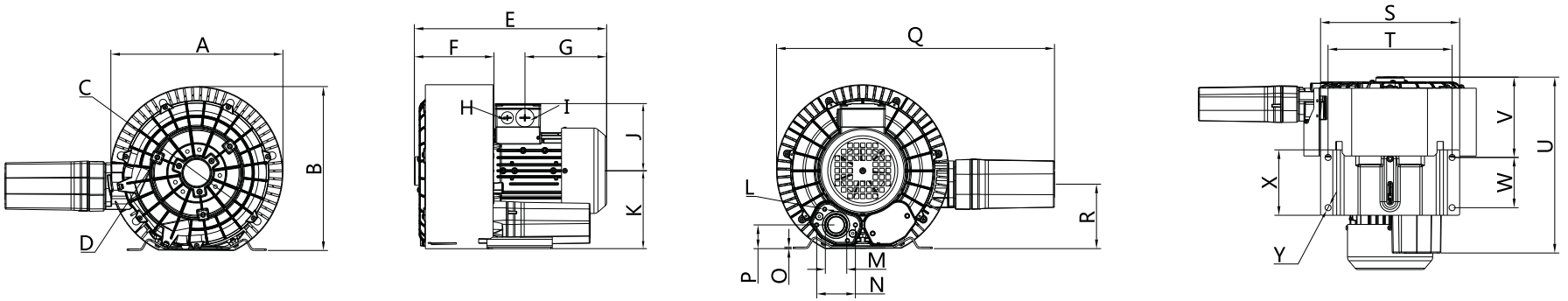

型号 Model	相位	A	B	C	D	E	F	G	H	I	J	K	L	M	N	O	P	Q	R	S	T	U	V	W	X	Y
2NB 320 H26	3~	296	289	160	M6X15	354	144	159	M16X1.5	M32X1.5	120	140	M6X17	G1 1/4	64	2.5	40	472	112	230	205	302	138	83	108	10
2NB 320 H36	3~	296	289	160	M6X15	354	144	159	M16X1.5	M32X1.5	120	140	M6X17	G1 1/4	64	2.5	40	472	112	230	205	302	138	83	108	10
2NB 320 A01	1~	296	289	160	M6X15	354	144	159	M16X1.5	M32X1.5	120	140	M6X17	G1 1/4	64	2.5	40	472	112	230	205	302	138	83	108	10

格力士®
GREEFAN

2NB4 3AC 气环泵型号及性能参数表（IP55 50/60 Hz）

2NB4 3AC Gas ring pump model and performance parameter table （IP55 50/60HZ）

型号 (2NB4-3AC) Model	单级	马达额定参数 Motor rated parameters					最大	额定	额定	噪音	重量
	双级	频率	功率	电压		电流	排吸流量	真空压力	压缩压力		
	single	frequency	power	voltage		current	Max airflow	rated Vacuum	rated compress	noises	Weight
	double	HZ	KW	V		A	m3/h	mbar	mbar	dB(A)	Kg
• 2NB 410 H06	单	50	0.7	200-240△	345-415Y	3.8△/2.2Y	145	-120	120	63	15
		60	0.83	220-275△	380-480Y	3.75△/2.15Y	175	-140	140	64	
• 2NB 410 H16	单	50	0.85	200-240△	345-415Y	4.0△/2.3Y	145	-160	160	63	17
		60	0.95	220-275△	380-480Y	3.85△/2.25Y	175	-160	160	64	
• 2NB 410 H26	单	50	1.3	200-240△	345-415Y	5.7△/3.3Y	145	-170	200	63	18
		60	1.5	220-275△	380-480Y	6.0△/3.5Y	175	-210	220	64	
• 2NB 430 H06	单	50	0.7	200-240△	345-415Y	3.8△/2.2Y	180	-70	70	64	14
		60	0.83	220-275△	380-480Y	3.8△/2.2Y	210	-50	50	65	
• 2NB 430 H16	单	50	0.85	200-240△	345-415Y	4.2△/2.4Y	180	-110	100	64	17
		60	0.95	220-275△	380-480Y	4.0△/2.3Y	210	-90	70	65	
• 2NB 430 H26	单	50	1.3	200-240△	345-415Y	6.6△/3.8Y	180	-180	180	64	18
		60	1.5	220-275△	380-480Y	6.9△/4.0Y	210	-180	170	65	
• 2NB 490 H06	单	50	0.7	200-240△	345-415Y	2.5△/1.4Y	140	-120	120	63	14
		60	0.83	220-275△	380-480Y	2.7△/1.6Y	175	-140	140	64	
• 2NB 420 H36	双	50	1.6	200-240△	345-415Y	7.5△/4.3Y	150	-280	280	66	25
		60	2.05	220-275△	380-480Y	7.6△/4.4Y	180	-320	310	69	
• 2NB 420 H46	双	50	2.2	200-240△	345-415Y	9.7△/5.6Y	150	-330	420	66	27
		60	2.55	220-275△	380-480Y	10△/5.8Y	180	-350	440	69	

2NB4 真空压缩选型曲线 3AC

Vacuum compression type curve

下面的性能曲线是在吸抽15°C空气，排气压力1013mbar的工况下测出的，允差±10%,吸入空气和环境温度不超过25°C时，即可达到图示总压差。the performance curves are valid for pumping air at 15°c at the inlet flanges with an air pressure of 1.103 mbar of ±10%.the total pressure differences are valid up to an intake and ambient of 25°c.

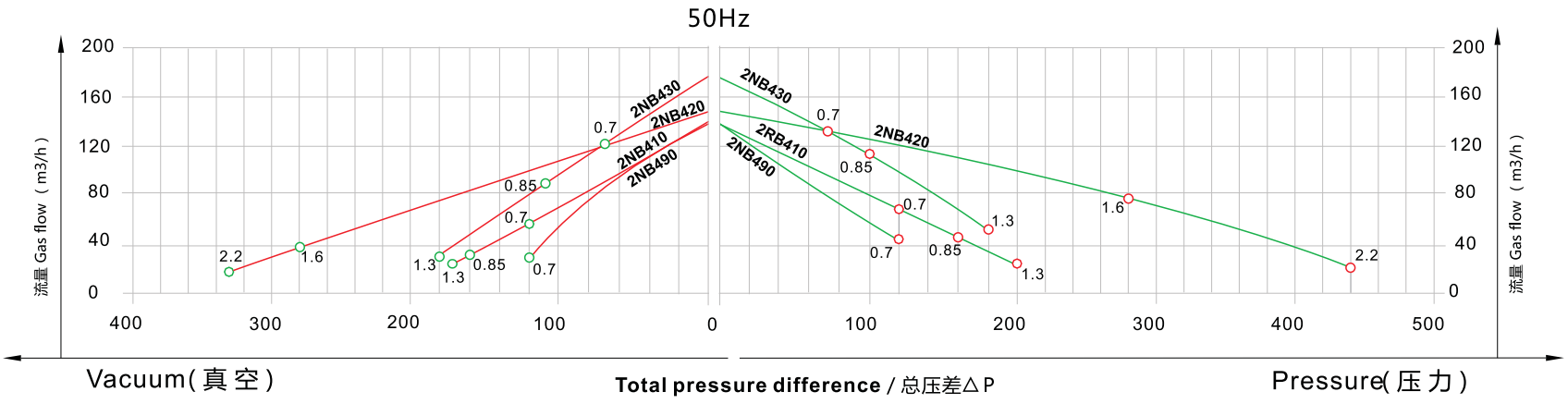

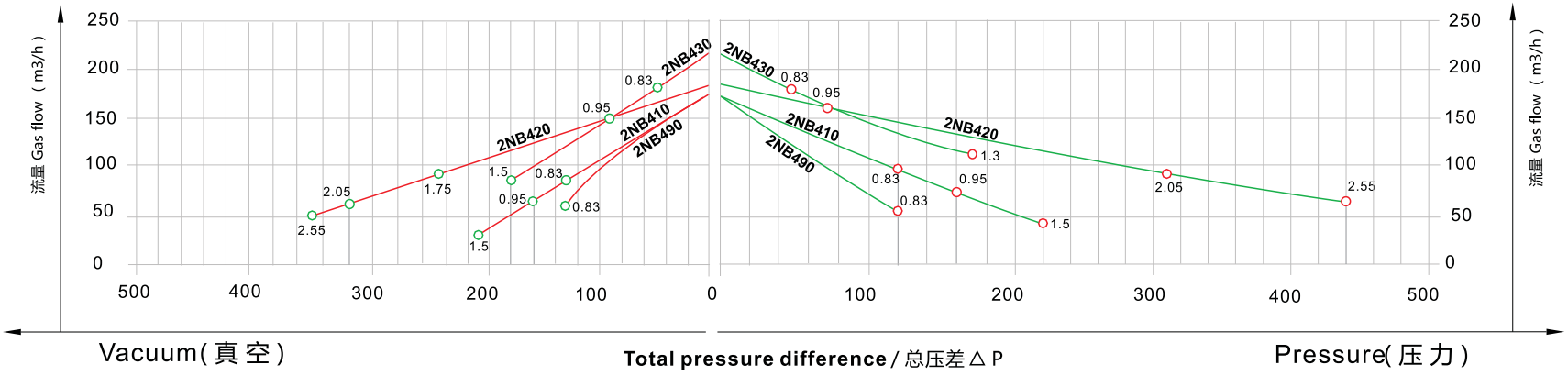

格力士®
GREEFAN

2NB410/430单级 安装

2NB410/430 Single stage mounting dimensions

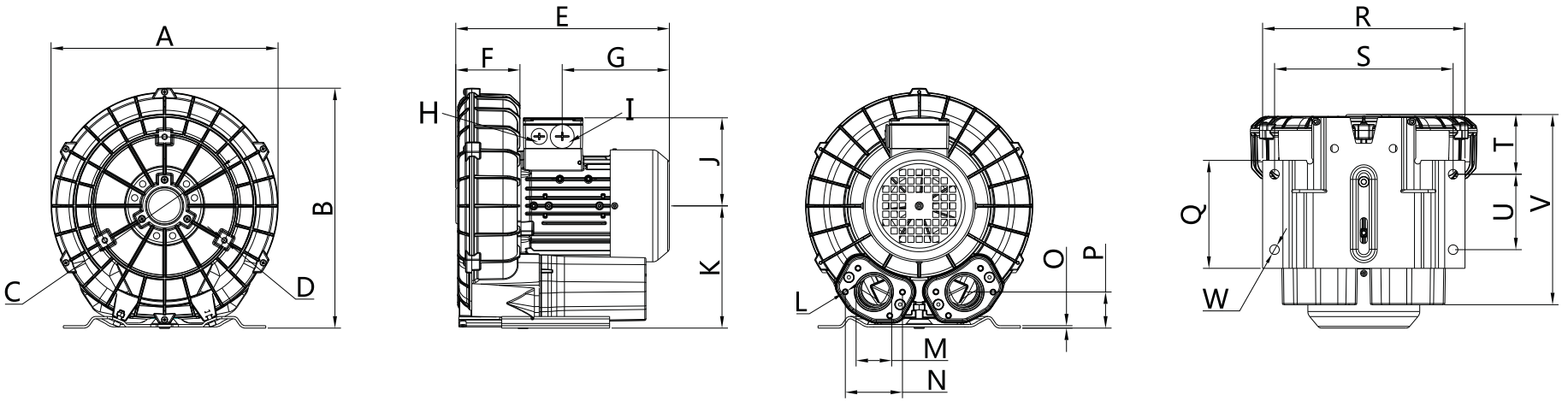

型号 Model	相位	A	B	C	D	E	F	G	H	I	J	K	L	M	N	O	P	Q	R	S	T	U	V	W
2NB 410 H06	3~	286	302	174	M6X15	269	81	135	M16X1.5	M32X1.5	111	154	M6X17	G1 1/2	72	3	46	136	255	225	75	95	240	12
2NB 410 H16	3~	286	302	174	M6X15	294	81	159	M16X1.5	M32X1.5	120	154	M6X17	G1 1/2	72	3	46	136	255	225	75	95	240	12
2NB 410 H26	3~	286	302	174	M6X15	294	81	159	M16X1.5	M32X1.5	120	154	M6X17	G1 1/2	72	3	46	136	255	225	75	95	240	12
2NB 430 H06	3~	286	302	174	M6X15	284	96	159	M16X1.5	M32X1.5	111	154	M6X17	G1 1/2	72	3	46	136	255	225	90	95	255	12
2NB 430 H16	3~	286	302	174	M6X15	309	96	159	M16X1.5	M32X1.5	120	154	M6X17	G1 1/2	72	3	46	136	255	225	90	95	255	12
2NB 430 H26	3~	286	302	174	M6X15	309	96	159	M16X1.5	M32X1.5	120	154	M6X17	G1 1/2	72	3	46	136	255	225	90	95	255	12
2NB 490 H06	3~	286	302	174	M6X15	269	81	135	M16X1.5	M32X1.5	111	154	M6X17	G1 1/2	72	3	46	136	255	225	75	95	240	12
2NB 410 A01	1~	286	302	174	M6X15	269	81	135	M16X1.5	M32X1.5	111	154	M6X17	G11/2	72	3	46	136	255	225	75	95	240	12
2NB 410 A11	1~	286	302	174	M6X15	294	81	159	M16X1.5	M32X1.5	120	154	M6X17	G11/2	72	3	46	136	255	225	75	95	240	12
2NB 410 A21	1~	286	302	174	M6X15	294	81	159	M16X1.5	M32X1.5	120	154	M6X17	G11/2	72	3	46	136	255	225	75	95	240	12
2NB 430 A01	1~	286	302	174	M6X15	309	96	159	M16X1.5	M32X1.5	120	154	M6X17	G11/2	72	3	46	136	255	225	90	95	255	12
2NB 430 A11	1~	286	302	174	M6X15	309	96	159	M16X1.5	M32X1.5	120	154	M6X17	G11/2	72	3	46	136	255	225	90	95	255	12
2NB 410 V01	1~	286	302	174	M6X15	269	81	135	M16X1.5	M32X1.5	111	154	M6X17	G11/2	72	3	46	136	255	225	75	95	240	12

2NB420双级 安装尺寸

2NB420双级 Double stage mounting dimensions

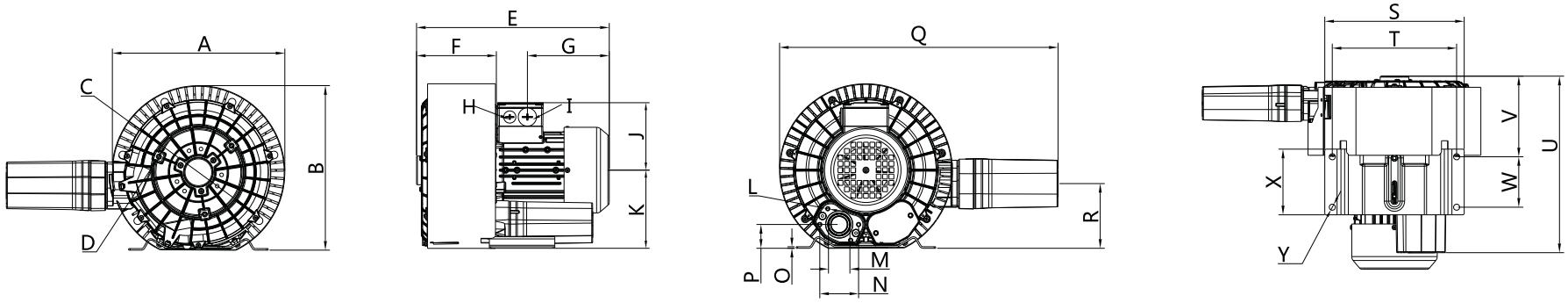

型号 Model	相位	A	B	C	D	E	F	G	H	I	J	K	L	M	N	O	P	Q	R	S	T	U	V	W	X	Y
2NB 420 H36	3~	317	315	174	M6X15	401	158	191	M16X1.5	M32X1.5	128	154	M6X17	$G1_{1/2}$	72	3	46	482	153	255	225	316	150	95	136	12
2NB 420 H46	3~	317	315	174	M6X15	401	158	191	M16X1.5	M32X1.5	128	154	M6X17	$G1_{1/2}$	72	3	46	482	153	255	225	316	150	95	136	12
2NB 420 A01	1~	317	315	174	M6X15	401	158	191	M16X1.5	M32X1.5	128	154	M6X17	$G1_{1/2}$	72	3	46	482	153	255	225	316	150	95	136	12
2NB 420 A11	1~	317	315	174	M6X15	401	158	191	M16X1.5	M32X1.5	128	154	M6X17	$G1_{1/2}$	72	3	46	482	153	255	225	316	150	95	136	12
2NB 420 V01	1~	317	315	174	M6X15	401	158	191	M16X1.5	M32X1.5	128	154	M6X17	$G1_{1/2}$	72	3	46	482	153	255	225	316	150	95	136	12

格力士®
GREEFAN

2NB5 3AC 气环泵型号及性能参数表（IP55 50/60 Hz）

2NB5 3AC Gas ring pump model and performance parameter table （IP55 50/60HZ）

型号 (2NB5-3AC) Model	单级 双级 single double	马达额定参数 Motor rated parameters 频率 frequency HZ	功率 power KW	电压 voltage V		电流 current A	最大 排吸流量 Max airflow m3/h	额定 真空压力 rated Vacuum mbar	额定 压缩压力 rated compress mbar	噪音 noises dB(A)	重量 Weight Kg
• 2NB 510 H06	单	50	0.85	200-240△	345-415Y	4.2△/2.3Y	210	-110	100	64	20
		60	0.95	220-275△	380-480Y	4.0△/2.3Y	255	-80	70	70	
• 2NB 510 H16	单	50	1.3	200-240△	345-415Y	6.6△/3.8Y	210	-170	170	64	22
		60	1.5	220-275△	380-480Y	6.9△/4.0Y	255	-150	140	70	
• 2NB 510 H26	单	50	1.6	200-240△	345-415Y	7.5△/4.3Y	210	-200	190	64	23
		60	2.05	220-275△	380-480Y	7.6△/4.4Y	255	-220	210	70	
• 2NB 510 H36	单	50	2.2	200-240△	345-415Y	9.7△/5.6Y	210	-220	270	64	26
		60	2.55	220-275△	380-480Y	10.3△/6.0Y	255	-260	290	70	
• 2NB 530 H06	单	50	0.85	200-240△	345-415Y	4.0△/2.3Y	270	-40	40	65	21
		60	0.95	220-275△	380-480Y	4.2△/2.4Y	330	-40	40	70	
• 2NB 530 H16	单	50	1.3	200-240△	345-415Y	6.6△/3.8Y	270	-120	110	65	23
		60	1.5	220-275△	380-480Y	6.9△/4.0Y	330	-90	80	70	
• 2NB 530 H26	单	50	1.6	200-240△	345-415Y	7.5△/4.3Y	270	-160	150	65	24
		60	2.05	220-275△	380-480Y	7.6△/4.4Y	330	-160	150	70	
• 2NB 530 H36	单	50	2.2	200-240△	345-415Y	9.7△/5.6Y	270	-220	230	65	26
		60	2.55	220-275△	380-480Y	10.3△/6Y	330	-260	250	71	
• 2NB 590 H06	单	50	0.85	200-240△	345-415Y	4.0△/2.3Y	210	-130	150	65	23
		60	0.95	220-275△	380-480Y	4.2△/2.4Y	255	-180	210	71	
• 2NB 520 H36	双	50	2.2	200-240△	345-415Y	9.7△/5.6Y	230	-290	360	72	35
		60	2.55	220-275△	380-480Y	10.3△/6.0Y	275	-350	330	74	
• 2NB 520 H46	双	50	3	200-240△	345-415Y	12.5△/7.2Y	230	-340	410	72	40
		60	3.45	220-275△	380-480Y	12.6△/7.3Y	275	-380	360	74	
• 2NB 520 H57	双	50	4	345-415△	600-720Y	10△/5.8Y	230	-390	490	72	41
		60	4.6	380-480△	660-720Y	9.9△/5.71Y	275	-410	480	74	

2NB5 真空压缩选型曲线 3AC

Vacuum compression type curve

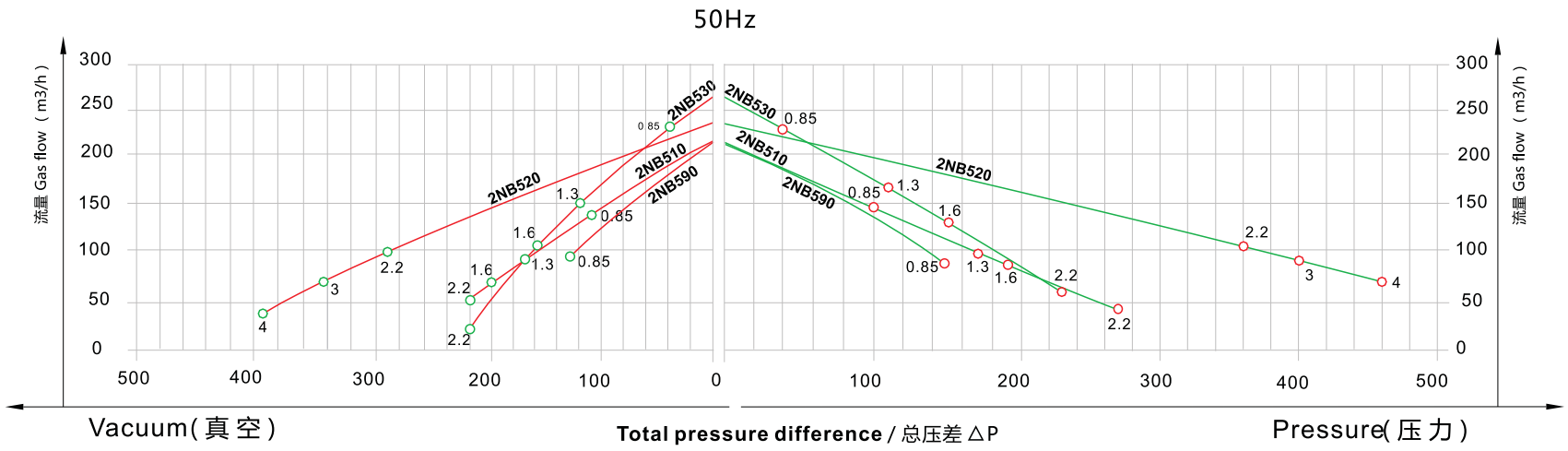

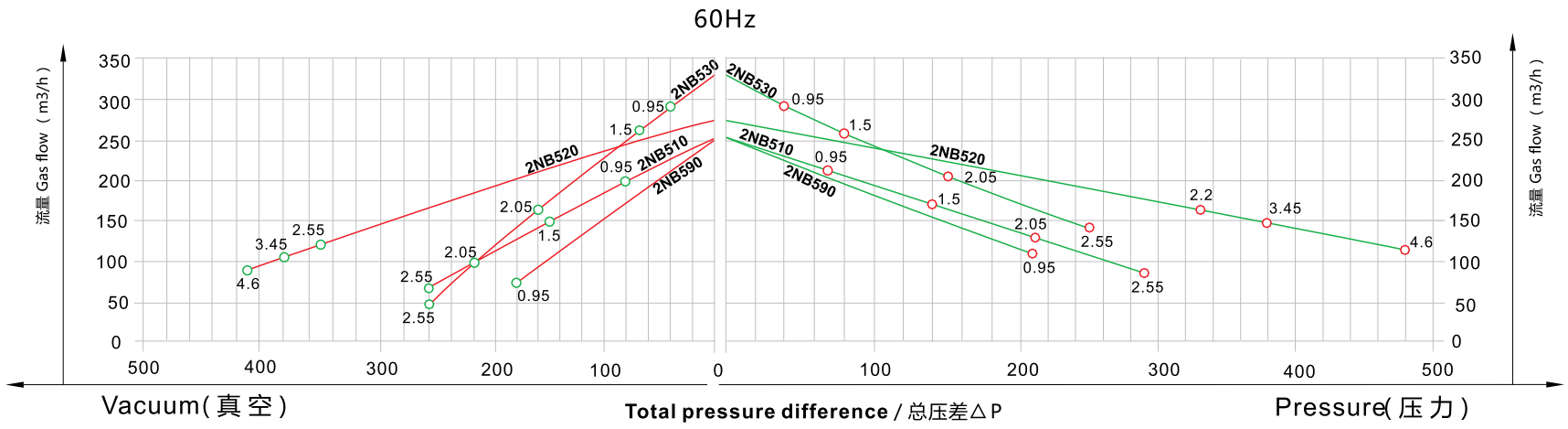

格力士®
GREEFAN

2NB510/530单级 安装尺寸

2NB510/530 Single stage mounting dimensions

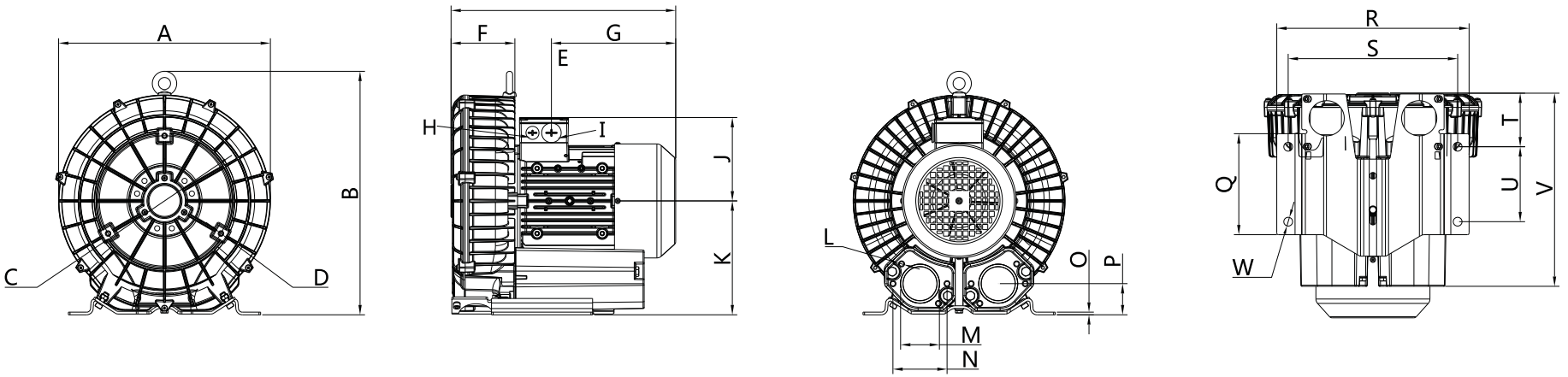

型号 Model	相位	A	B	C	D	E	F	G	H	I	J	K	L	M	N	O	P	Q	R	S	T	U	V	W
2NB 510 H06	3~	334	373	200	M8X20	313	98	159	M16X1.5	M25X1.5	120	175	M8X17	G2	83	4	48	155	295	260	82	115	271	14
2NB 510 H16	3~	334	373	200	M8X20	313	98	159	M16X1.5	M25X1.5	120	175	M8X17	G2	83	4	48	155	295	260	82	115	271	14
2NB 510 H26	3~	334	373	200	M8X20	345	98	190	M16X1.5	M25X1.5	128	175	M8X17	G2	83	4	48	155	295	260	82	115	271	14
2NB 510 H36	3~	334	373	200	M8X20	345	98	190	M16X1.5	M25X1.5	128	175	M8X17	G2	83	4	48	155	295	260	82	115	271	14
2NB 530 H06	3~	334	373	200	M8X20	334	118	159	M16X1.5	M25X1.5	120	175	M8X17	G2	83	4	48	155	295	260	101	115	291	14
2NB 530 H16	3~	334	373	200	M8X20	334	118	159	M16X1.5	M25X1.5	120	175	M8X17	G2	83	4	48	155	295	260	101	115	291	14
2NB 530 H26	3~	334	373	200	M8X20	345	118	190	M16X1.5	M25X1.5	128	175	M8X17	G2	83	4	48	155	295	260	101	115	291	14
2NB 530 H31	3~	334	373	200	M8X20	345	118	190	M16X1.5	M25X1.5	128	175	M8X17	G2	83	4	48	155	295	260	101	115	291	14
2NB 590 H06	3~	334	373	200	M8X20	334	118	159	M16X1.5	M25X1.5	120	175	M8X17	G2	83	4	48	155	295	260	101	115	291	14
2NB 510 A01	1~	334	373	200	M8X20	313	98	159	M16X1.5	M25X1.5	120	175	M8X17	G2	83	4	48	155	295	260	82	115	271	14
2NB 510 A11	1~	334	373	200	M8X20	345	98	190	M16X1.5	M25X1.5	128	175	M8X17	G2	83	4	48	155	295	260	82	115	271	14
2NB 510 A21	1~	334	373	200	M8X20	345	98	190	M16X1.5	M25X1.5	128	175	M8X17	G2	83	4	48	155	295	260	82	115	271	14
2NB 510 V01	1~	334	373	200	M8X20	345	98	190	M16X1.5	M25X1.5	128	175	M8X17	G2	83	4	48	155	295	260	82	115	271	14
2NB 530 A01	1~	334	373	200	M8X20	345	118	190	M16X1.5	M25X1.5	128	175	M8X17	G2	83	4	48	155	295	260	101	115	271	14
2NB 530 V01	1~	334	373	200	M8X20	345	118	190	M16X1.5	M25X1.5	128	175	M8X17	G2	83	4	48	155	295	260	101	115	271	14

2NB520双级 安装尺寸

2NB520 Double stage mounting dimensions

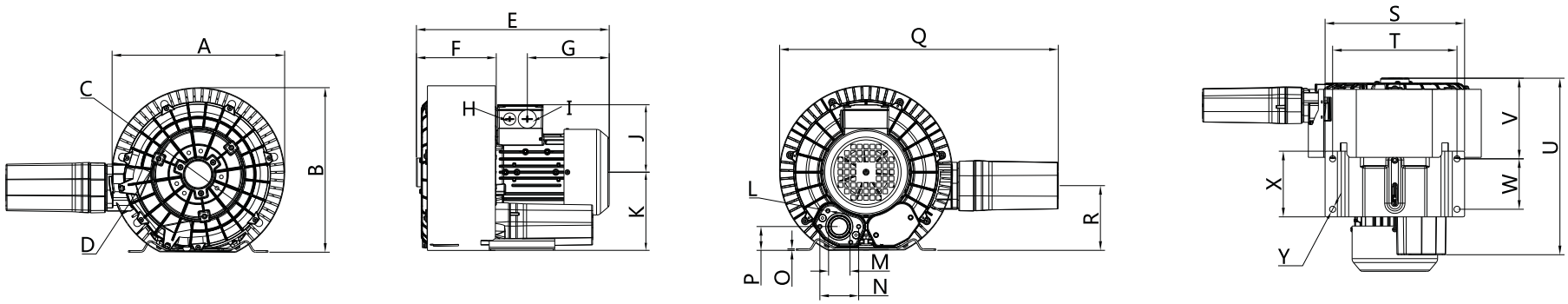

型号 Model	相位	A	B	C	D	E	F	G	H	I	J	K	L	M	N	O	P	Q	R	S	T	U	V	W	X	Y
2NB 520 H37	3~	370	374	200	M8X15	430	183	190	M16X1.5	M25X1.5	128	175	M8X17	G2	83	4	48	597	144	295	260	357	171	115	155	14
2NB 520 H47	3~	370	374	200	M8X15	462	183	188	M32X1.5	M32X1.5	135	175	M8X17	G2	83	4	48	597	144	295	260	357	171	115	155	14
2NB 520 H57	3~	370	374	200	M8X15	462	183	188	M32X1.5	M32X1.5	135	175	M8X17	G2	83	4	48	597	144	295	260	357	171	115	155	14
2NB 520 A01	1~	370	374	200	M8X15	462	183	188	M32X1.5	M32X1.5	135	175	M8X17	G2	83	4	48	597	144	295	260	357	171	115	155	14

格力士®
GREEFAN

2NB6 3AC气环泵型号及性能参数表（IP55 50/60 Hz）

2NB6 3AC Gas ring pump model and performance parameter table（IP55 50/60HZ）




型号 (2NB6-3AC) Model	单级 双级 single double	马达额定参数 Motor rated parameters 频率 frequency HZ	功率 power KW	电压 voltage V		电流 current A	最大 排吸流量 Max airflow m3/h	额定 真空压力 rated Vacuum mbar	额定 压缩压力 rated compress mbar	噪音 noises dB(A)	重量 Weight Kg
• 2NB 610 H06	单	50	1.6	200-240△	345-415Y	8.5△/4.9Y	265	-170	180	67	24
		60	2.05	220-275△	380-480Y	8.8△/5.5Y	315	-180	190	70	
• 2NB 610 H16	单	50	2.2	200-240△	345-415Y	9.7△/5.6Y	265	-235	220	67	27
		60	2.55	220-275△	380-480Y	10.3△/6.0Y	315	-245	230	70	
• 2NB 610 H26	单	50	3	200-240△	345-415Y	12.5△/7.2Y	270	-280	280	69	32
		60	3.45	220-275△	380-480Y	12.6△/7.3Y	315	-260	270	78	
• 2NB 630 H06	单	50	1.6	200-240△	345-415Y	8.5△/4.9Y	345	-125	125	70	26
		60	2.05	220-275△	380-480Y	8.8△/5.1Y	415	-105	130	73	
• 2NB 630 H16	单	50	2.2	200-240△	345-415Y	9.7△/5.6Y	345	-200	195	70	29
		60	2.55	220-275△	380-480Y	10.3△/6.0Y	415	-170	195	73	
• 2NB 630 H26	单	50	3	200-240△	345-415Y	12.5△/7.2Y	345	-240	220	70	35
		60	3.45	220-275△	380-480Y	12.6△/7.3Y	415	-210	220	73	

2NB6真空压缩选型曲线 3AC

Vacuum compression type curve

下面的性能曲线是在吸抽15°C空气，排气压力1013mbar的工况下测出的，允差±10%,吸入空气和环境温度不超过25°C时，即可达到图示总压差。The performance curves are valid for pumping air at 15°C at the inlet flanges with an air pressure of 1.103 mbar of ±10%.The total pressure differences are valid up to an intake and ambient of 25°C.

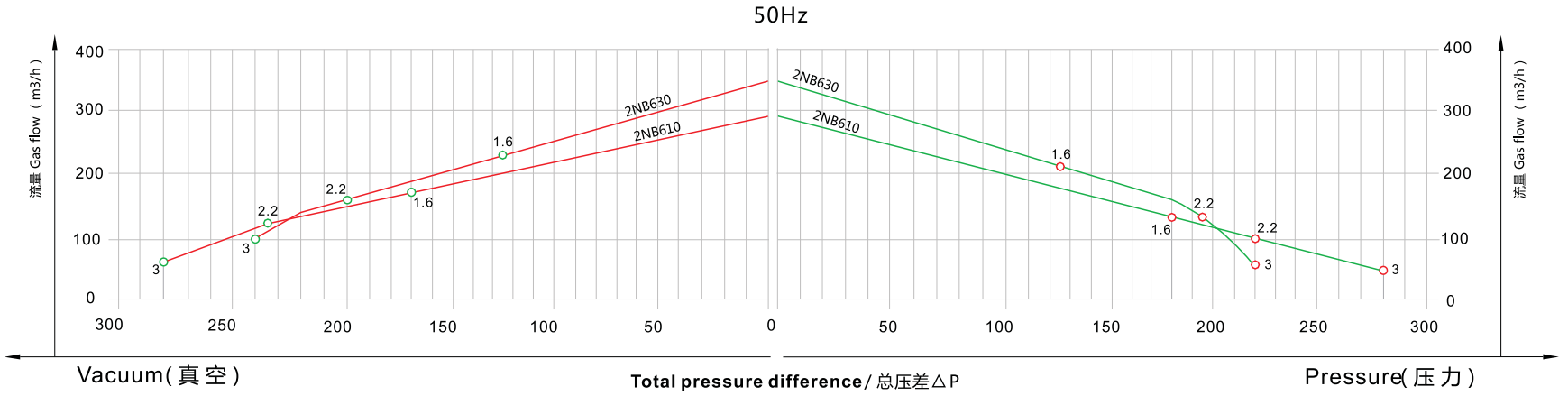

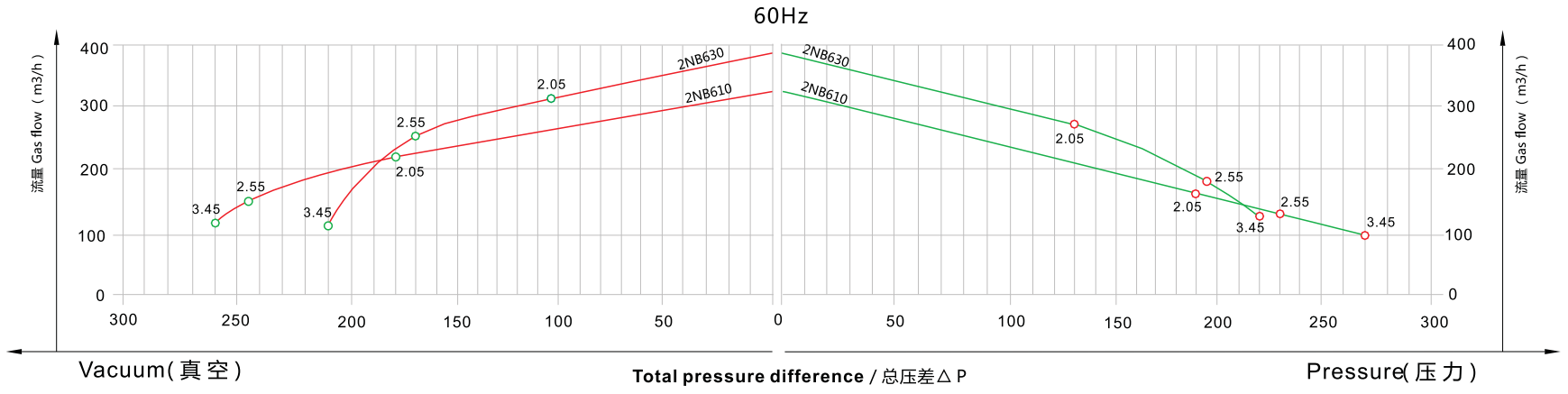

格力士®
GREEFAN

2N610/630单级 安装尺寸

2NB610/630 Single stage mounting dimensions

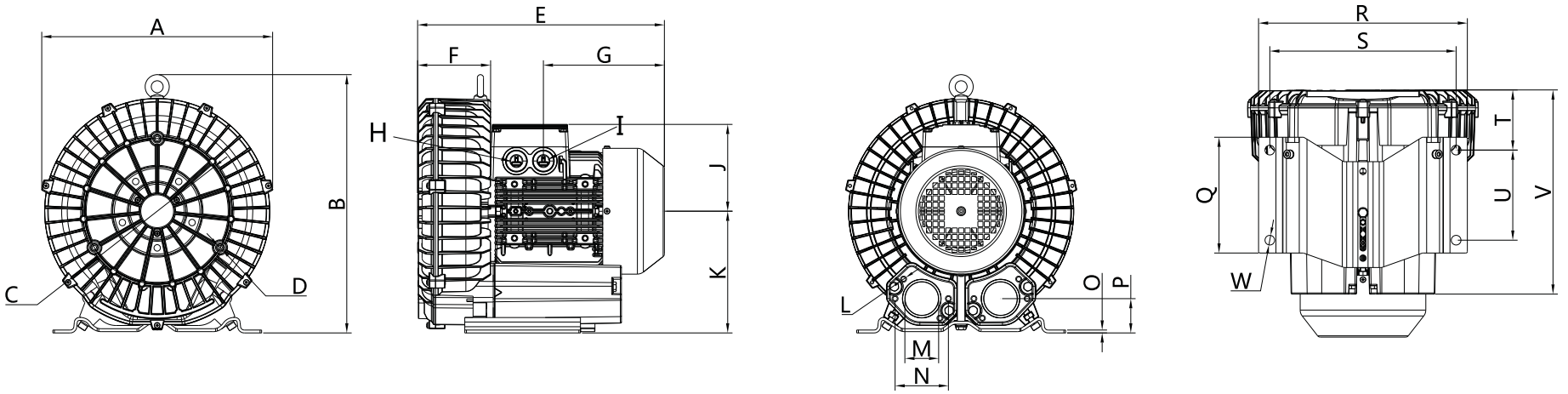

型号 Model	相位	A	B	C	D	E	F	G	H	I	J	K	L	M	N	O	P	Q	R	S	T	U	V	W
2NB 610 H06	3~	359	401	226	M8X20	353	114	190	M16X1.5	M25X1.5	128	189	M8X17	G2	83	4.5	48	180	325	290	93	140	292	15
2NB 610 H16	3~	359	410	226	M8X20	353	114	190	M16X1.5	M25X1.5	128	189	M8X17	G2	83	4.5	48	180	325	290	93	140	292	15
2NB 610 H26	3~	359	410	226	M8X20	384	114	188	M32X1.5	M32X1.5	135	189	M8X17	G2	83	4.5	48	180	325	290	93	140	292	15
2NB 630 H06	3~	359	410	226	M8X20	371	131	190	M16X1.5	M25X1.5	128	189	M8X17	G2	83	4.5	48	180	325	290	111	140	310	15
2NB 630 H16	3~	359	410	226	M8X20	371	131	190	M16X1.5	M25X1.5	128	189	M8X17	G2	83	4.5	48	180	325	290	111	140	310	15
2NB 630 H26	3~	359	410	226	M8X20	402	131	188	M32X1.5	M32X1.5	135	189	M8X17	G2	83	4.5	48	180	325	290	111	140	310	15
2NB 610 A01	1~	359	410	226	M8X20	353	114	190	M16X1.5	M25X1.5	128	189	M8X17	G2	83	4.5	48	180	325	290	93	140	292	15
2NB 610 V01	1~	359	410	226	M8X20	353	114	190	M16X1.5	M25X1.5	128	189	M8X17	G2	83	4.5	48	180	325	290	93	140	292	15

气环泵用压力调节阀

Pressure regulating valve for gas ring pump

格力士®
GREEFAN

2NB7 3AC气环泵型号及性能参数表（IP55 50/60 Hz）

2NB7 3AC Gas ring pump model and performance parameter table（IP55 50/60HZ）

型号 (2NB7-3AC) Model	单级 双级 single double	马达额定参数 Motor rated parameters 频率 frequency HZ	功率 power KW	电压 voltage V		电流 current A	最大 排吸流量 Max airflow m3/h	额定 真空压力 rated Vacuum mbar	额定 压缩压力 rated compress mbar	噪音 noises dB(A)	重量 Weight Kg
• 2NB 710 H16	单	50	2.2	200-240△	345-415Y	9.7△/5.6Y	318	-190	190	69	31
		60	2.55	220-275△	380-480Y	10.3△/6.0Y	376	-190	190	72	
• 2NB 710 H26	单	50	3	200-240△	345-415Y	12.5△/7.2Y	318	-260	270	69	36
		60	3.45	220-275△	380-480Y	12.6△/7.3Y	376	-240	230	72	
• 2NB 710 H37	单	50	4	345-415△	600-720Y	9.0△/5.2Y	318	-290	360	69	40
		60	4.6	380-480△	660-720Y	9.0△/5.5Y	376	-320	310	72	
• 2NB 710 H47	单	50	4.3	345-415△	600-720Y	9.5△/5.5Y	318	-295	335	69	43
		60	4.8	380-480△	660-720Y	9.5△/5.5Y	376	-335	335	72	
• 2NB 720 H26	双	50	3	200-240△	345-415Y	12.5△/7.2Y	320	-280	260	73	49
		60	3.45	220-275△	380-480Y	12.6△/7.3Y	380	-230	200	76	
• 2NB 720 H27	双	50	4	345-415△	600-720Y	9.0△/5.2Y	320	-335	375	73	53
		60	4.6	380-480△	660-720Y	9.4△/5.2Y	380	-345	315	76	
• 2NB 720 H37	双	50	4.3	345-415△	600-720Y	10△/5.2Y	320	-360	380	73	56
		60	4.8	380-480△	660-720Y	10.4△/6Y	380	-350	320	76	
• 2NB 720 H47	双	50	5.5	345-415△	600-720Y	13.3△/7.7Y	320	-440	500	73	70
		60	6.3	380-480△	660-720Y	13.3△/7.7Y	380	-440	500	76	
• 2NB 720 H57	双	50	7.5	345-415△	600-720Y	16.7△/9.6Y	320	-440	570	73	74
		60	8.6	380-480△	660-720Y	17.3△/10Y	280	-460	660	76	
• 2NB 730 H16	单	50	2.2	200-240△	345-415Y	8.8△/5.1Y	420	-180	170	70	32
		60	2.55	220-275△	380-480Y	9.7△/5.6Y	500	-160	150	73	
• 2NB 730 H26	单	50	3	200-240△	345-415Y	12.5△/7.2Y	420	-220	200	70	37
		60	3.45	220-275△	380-480Y	12.6△/7.3Y	500	-200	170	73	
• 2NB 730 H37	单	50	4	345-415△	600-720Y	9.0△/5.2Y	420	-260	280	70	43
		60	4.6	380-480△	660-720Y	9.0△/5.2Y	500	-260	260	73	
• 2NB 730 H47	单	50	4.3	345-415△	600-720Y	9.5△/5.5Y	420	-260	280	70	44
		60	4.8	380-480△	660-720Y	9.5△/5.5Y	500	-260	260	73	
• 2NB 740 H37	双	50	4.3	345-415△	600-720Y	9.0△/5.2Y	500	-150	140	74	54
		60	4.8	380-480△	660-720Y	9.0△/5.2Y	600	-100	90	78	
• 2NB 740 H47	双	50	5.5	345-415△	600-720Y	13.3△/7.7Y	500	-240	260	74	69
		60	6.3	380-480△	660-720Y	13.3△/7.7Y	600	-210	200	78	
• 2NB 740 H57	双	50	7.5	345-415△	600-720Y	16.7△/9.6Y	500	-240	320	74	75
		60	8.6	380-480△	660-720Y	17.3△/10Y	600	-270	300	78	
• 2NB 790 H06	单	50	2.2	200-240△	345-415Y	12.5△/7.2Y	320	-160	200	69	36
		60	2.55	220-275△	380-480Y	12.6△/7.3Y	370	-240	250	72	

2NB7 真空压缩选型曲线 3AC

Vacuum compression type curve

下面的性能曲线是在吸抽15°C空气，排气压力1013mbar的工况下测出的，允差±10%,吸入空气和环境温度不超过25°C时，即可达到图示总压差。
The performance curves are valid for pumping air at 15°C at the inlet flanges with an air pressure of 1.103 mbar of ±10%.
The total pressure differences are valid up to an intake and ambient of 25°C.

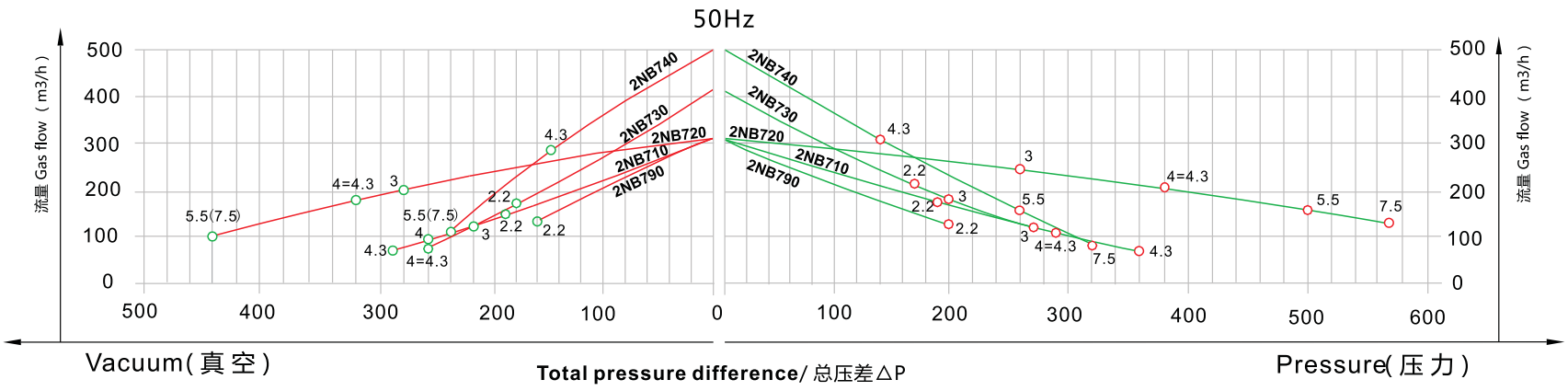

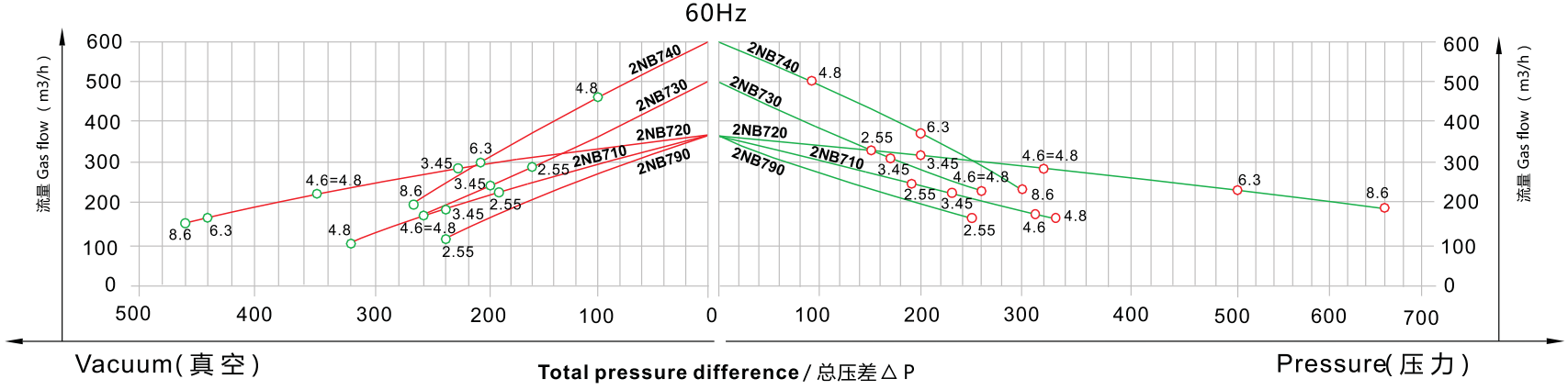

格力士®
GREEFAN

2NB710/730单级安装尺寸

2NB710/730 Single stage mounting dimensions

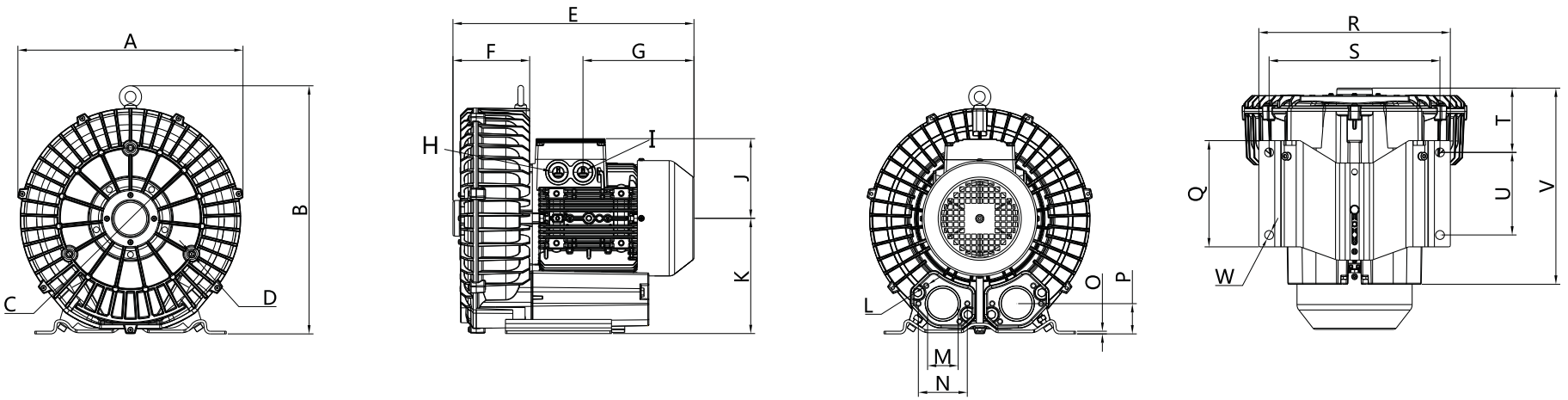

型号 Model	相位	A	B	C	D	E	F	G	H	I	J	K	L	M	N	O	P	Q	R	S	T	U	V	W
2NB 710 H16	3~	382	420	240	M10X20	377	130	190	M16X1.5	M25X1.5	128	195	M8X17	G2	83	4.5	51	180	325	290	109	140	332	15
2NB 710 H26	3~	382	420	240	M10X20	409	130	188	M32X1.5	M32X1.5	135	195	M8X17	G2	83	4.5	51	180	325	290	109	140	332	15
2NB 710 H37	3~	382	420	240	M10X20	409	130	188	M32X1.5	M32X1.5	135	195	M8X17	G2	83	4.5	51	180	325	290	109	140	332	15
2NB 710 H47	3~	382	420	240	M10X20	429	130	209	M32X1.5	M32X1.5	148	195	M8X17	G2	83	4.5	51	180	325	290	109	140	332	15
2NB 730 H16	3~	382	420	240	M10X20	387	140	190	M16X1.5	M25X1.5	128	195	M8X17	G2	83	4.5	51	180	325	290	118	140	342	15
2NB 730 H56	3~	382	420	240	M10X20	418	140	188	M32X1.5	M32X1.5	135	195	M8X17	G2	83	4.5	51	180	325	290	118	140	342	15
2NB 730 H37	3~	382	420	240	M10X20	418	140	188	M32X1.5	M32X1.5	135	195	M8X17	G2	83	4.5	51	180	325	290	118	140	342	15
2NB 730 H47	3~	382	420	240	M10X20	418	140	188	M32X1.5	M32X1.5	135	195	M8X17	G2	83	4.5	51	180	325	290	118	140	342	15
2NB 590 H06	3~	382	420	240	M10X20	387	130	190	M16X1.5	M25X1.5	128	195	M8X17	G2	83	4.5	51	180	325	290	118	140	342	15
2NB 710 A01	1~	382	420	240	M10X20	377	130	190	M16X1.5	M25X1.5	128	195	M8X17	G2	83	4.5	51	180	325	290	109	140	332	15
2NB 710 V01	1~	382	420	240	M10X20	377	130	190	M16X1.5	M25X1.5	128	195	M8X17	G2	83	4.5	51	180	325	290	109	140	332	15

2NB720双级 安装尺寸

2NB720 Double stage mounting dimensions

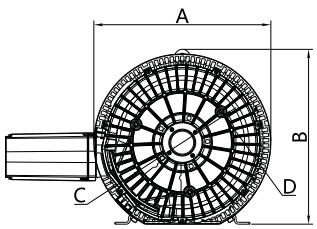

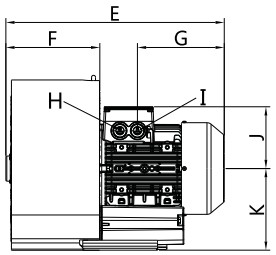

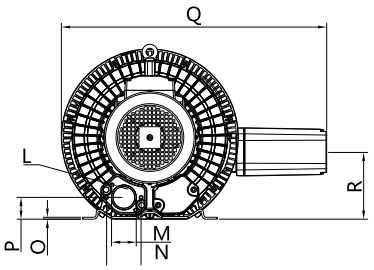

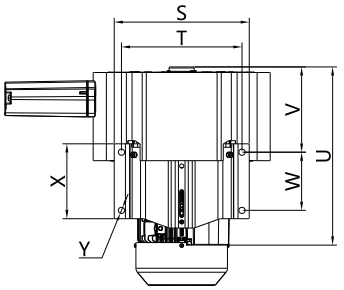

型号 Model	相位	A	B	C	D	E	F	G	H	I	J	K	L	M	N	O	P	Q	R	S	T	U	V	W
2NB 720 H16	3~	426	420	240	M10X20	473	226	190	M16X1.5	M25X1.5	128	195	M8X17	G2	83	4.5	51	638	161	325	290	428	205	15
2NB 720 H26	3~	426	420	240	M10X20	505	226	188	M32X1.5	M32X1.5	135	195	M8X17	G2	83	4.5	51	638	161	325	290	428	205	15
2NB 720 H27	3~	426	420	240	M10X20	505	226	188	M32X1.5	M32X1.5	135	195	M8X17	G2	83	4.5	51	638	161	325	290	428	205	15
2NB 720 H37	3~	426	420	240	M10X20	526	226	209	M32X1.5	M32X1.5	148	195	M8X17	G2	83	4.5	51	638	161	325	290	428	205	15

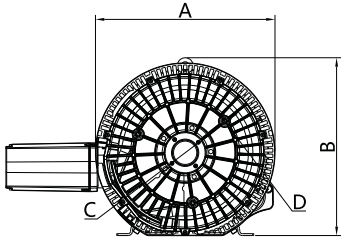

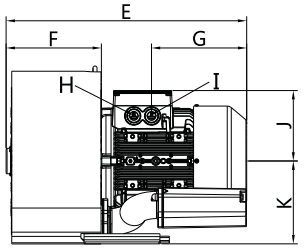

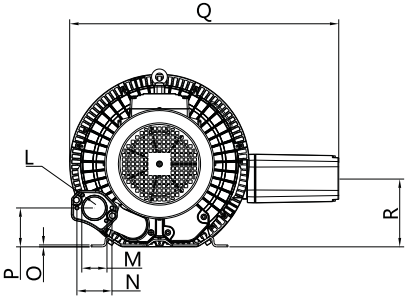

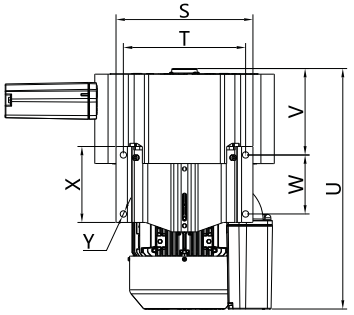

型号 Model	相位	A	B	C	D	E	F	G	H	I	J	K	L	M	N	O	P	Q	R	S	T	U	V	W	X	Y
2NB 720 H46	3~	426	420	240	M10X20	571	226	226	M32X1.5	M32X1.5	167	196	M8X17	G2	83	4.5	92	638	161	325	290	570	205	140	180	15
2NB 720 H56	3~	426	420	240	M10X20	571	226	226	M32X1.5	M32X1.5	197	196	M8X17	G2	83	4.5	92	638	161	325	290	570	205	140	180	15

GREEFAN

2NB740双级 安装尺寸

2NB740 Double stage mounting dimensions

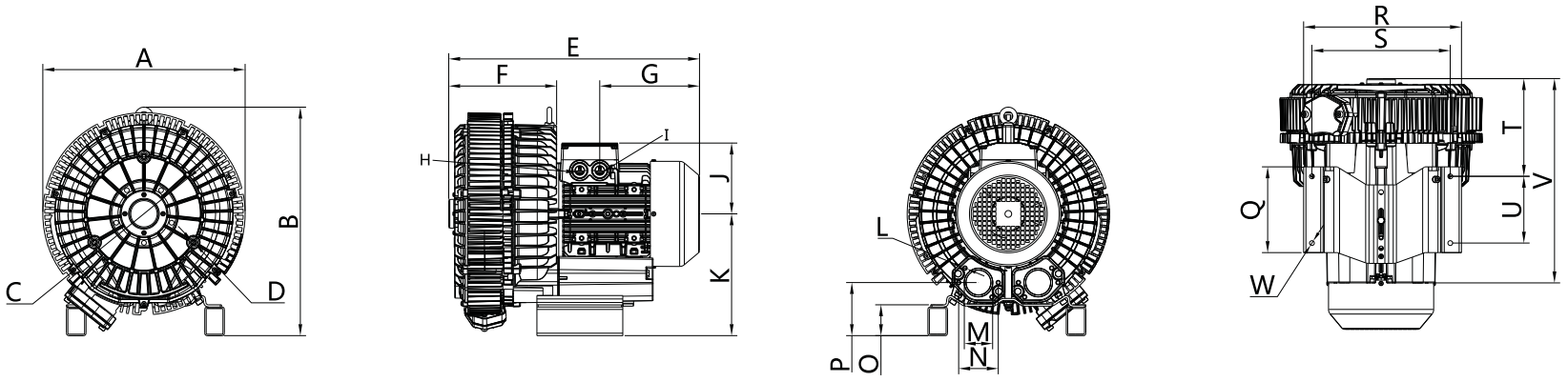

型号 Model	相位	A	B	C	D	E	F	G	H	I	J	K	L	M	N	O	P	Q	R	S	T	U	V	W
2NB 740 H37	3~	426	480	240	M10X20	525	226	209	M32X1.5	M32X1.5	148	225	M8X17	G2	83	65	111	180	325	205	109	140	428	15

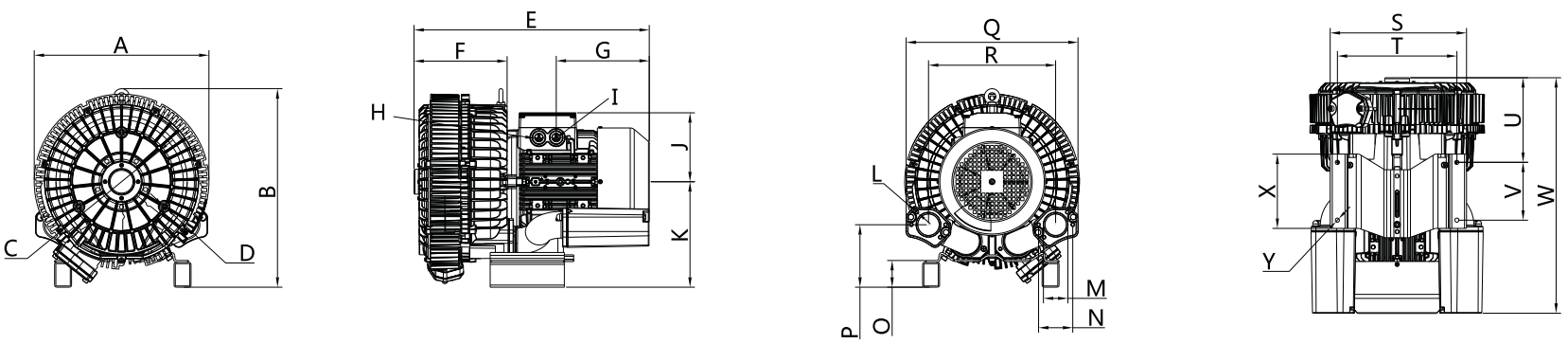

型号 Model	相位	A	B	C	D	E	F	G	H	I	J	K	L	M	N	O	P	Q	R	S	T	U	V	W	X	Y
2NB 740 H47	3~	426	480	240	M12X20	570	226	226	M32X1.5	M32X1.5	148	225	M8X17	G2	83	65	111	417	308	325	290	205	205	140	180	15
2NB 740 H57	3~	426	480	240	M12X20	571	226	226	M32X1.5	M32X1.5	148	225	M8X17	G2	83	65	111	417	308	325	290	205	205	140	180	15

GREEFAN

2NB750/7310/5310 3AC气环泵型号及性能参数表（IP55 50/60 Hz）

2NB750-7310-5310 3AC Gas ring pump model and performance parameter table（IP55 50/60HZ）







型号 (2NB750-3AC) Model	单级 双级 single double	马达额定参数 Motor rated parameters 频率 frequency HZ	功率 power KW	电压 voltage V		电流 current A	最大 排吸流量 Max airflow m3/h	额定 真空压力 rated Vacuum mbar	额定 压缩压力 rated compress mbar	噪音 noises dB(A)	重量 Weight Kg
• 2NB 750 H17	单	50	4.3	345-415△	600-720Y	11△/6.5Y	540	-210	200	83	48
		60	4.8	380-480△	660-720Y	12.5△/7.2Y	635	-150	140	85	
• 2NB 750 H27	单	50	4.3	345-415△	600-720Y	15△/8.5Y	540	-210	200	83	48
		60	4.8	380-480△	660-720Y	15.5△/9Y	635	-150	140	85	
• 2NB 5310 H07	单	50	4	345-415△	600-720Y	10△/5.8Y	220	-450	500	73	53
		60	4.6	380-480△	660-720Y	10.3△/5.9Y	280	-470	540	75	
• 2NB 7310 H07	单	50	4.3	345-415△	600-720Y	10.△/5.2Y	300	-410	430	75	66
		60	4.8	380-480△	660-720Y	10.4△/6.0Y	360	-400	370	78	

2NB750/5310/7310真空压缩选型曲线

Vacuum compression type curve

下面的性能曲线是在吸抽15°C空气，排气压力1013mbar的工况下测出的，允差±10%,吸入空气和环境温度不超过25°C时，即可达到图示总压差。
The performance curves are valid for pumping air at 15°C at the inlet flanges with an air pressure of 1.103 mbar of ±10%.
The total pressure differences are valid up to an intake and ambient of 25°C.

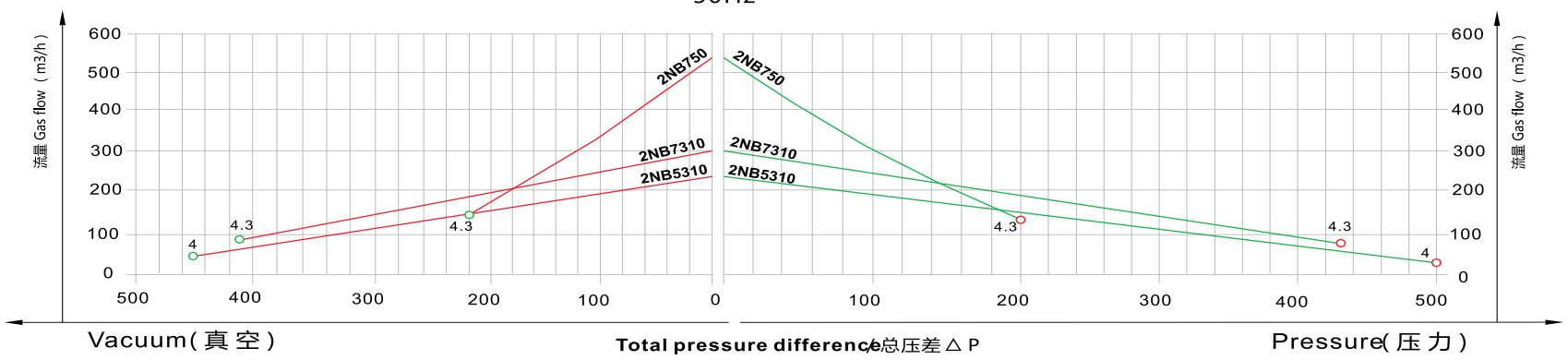

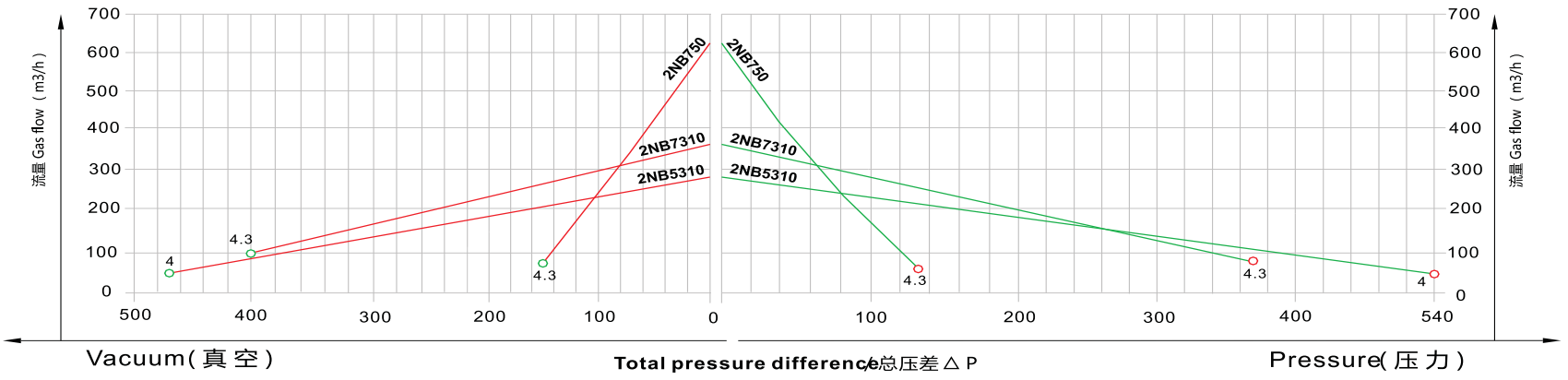

格力士®
GREEFAN

2NB750单级 安装尺寸

2NB750 Single stage mounting dimensions

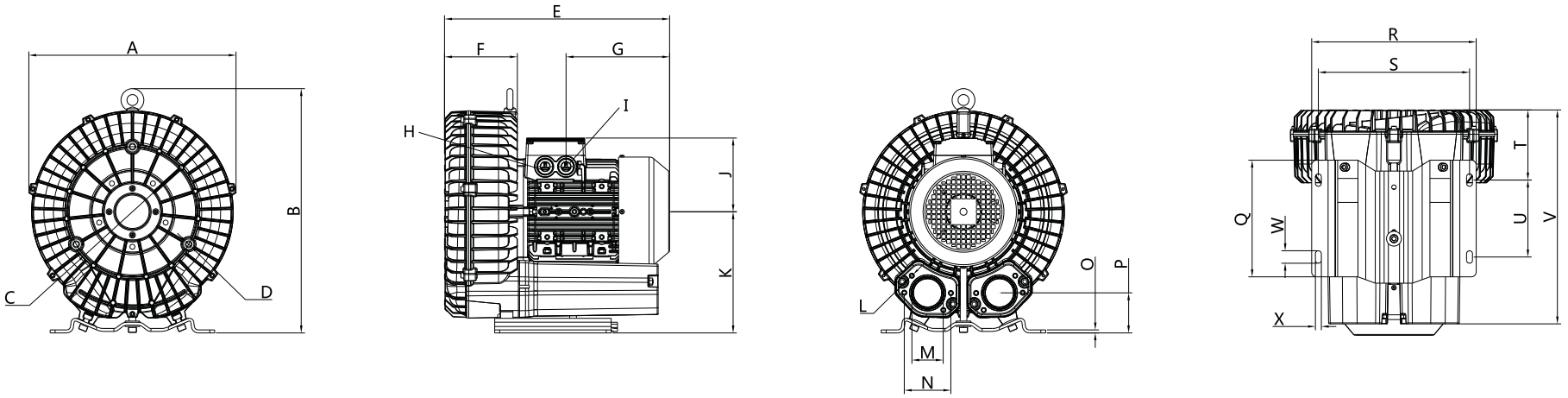

型号 Model	相位	A	B	C	D	E	F	G	H	I	J	K	L	M	N	O	P	Q	R	S	T	U	V	W
2NB 750 H17	3~	418	492	262	M12X20	454	147	209	M32X1.5	M32X1.5	148	244	M8X17	G2 1/2	94	6	81	235	332	305	141	155	431	25
2NB 750 H27	3~	418	492	262	M12X20	454	147	209	M32X1.5	M32X1.5	148	244	M8X17	G2 1/2	94	6	81	235	332	305	141	155	431	25

2NB5310三级 安装尺寸

2NB5310 Three stage mounting dimensions

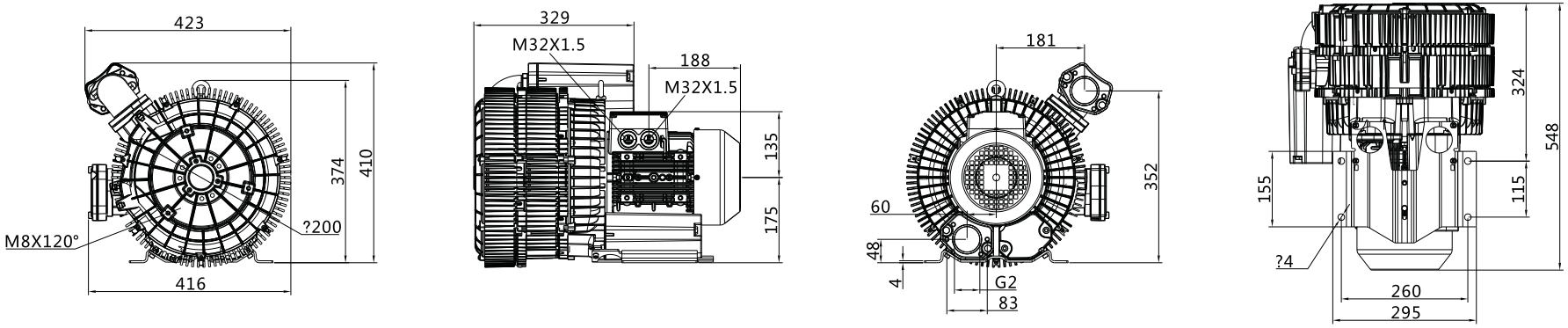

2NB7310三级 安装尺寸

2NB7310 Three stage mounting dimensions

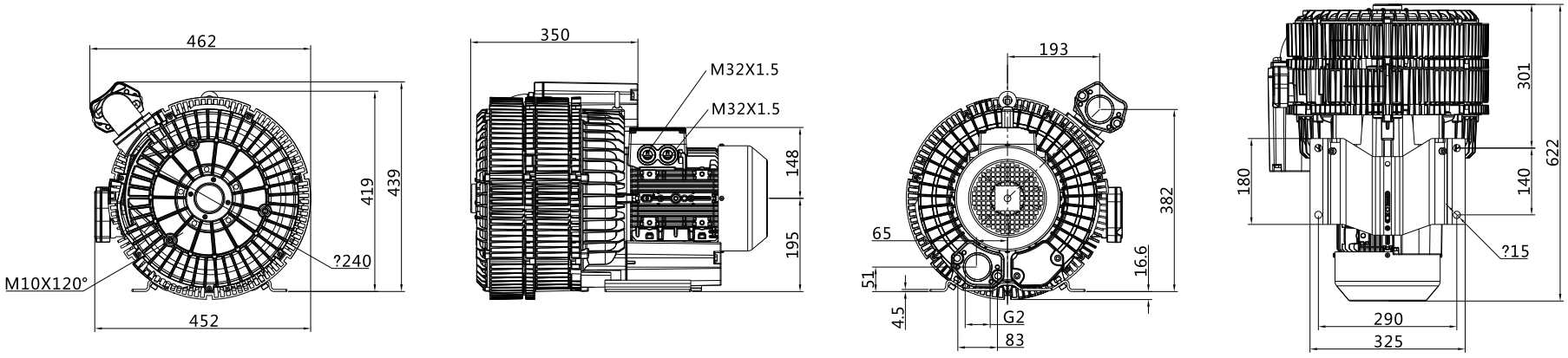

格力士®
GREEFAN

2NB8 气环泵型号及性能参数表（IP55 50/60 Hz）

2NB8 **3AC Gas ring pump model and performance parameter table（IP55 50/60HZ）**

型号 (2NB8-3AC) Model	单级 双级 single double	马达额定参数 Motor rated parameters 频率 frequency HZ	功率 power KW	电压 voltage V		电流 current A	最大排吸流量 Max airflow m3/h	额定真空压力 rated Vacuum mbar	额定压缩压力 rated compress mbar	噪音 noises dB(A)	重量 Weight Kg
• 2NB 810 H07	单	50	4.3	345-415△	600-720Y	9.5△/5.5Y	530	-200	200	70	51
		60	4.6	380-480△	660-720Y	9.5△/5.5Y	620	-160	160	74	
• 2NB 810 H17	单	50	5.5	345-415△	600-720Y	12.9△/7.4Y	530	-300	320	80	62
		60	6.3	380-480△	660-720Y	12.9△/7.45Y	620	-320	340	82	
• 2NB 810 H27	单	50	7.5	345-415△	600-720Y	16.7△/9.6Y	530	-320	380	80	65
		60	8.6	380-480△	660-720Y	17.3△/10Y	620	-350	400	82	
• 2NB 820 H17	双	50	5.5	345-415△	600-720Y	13.3△/7.7Y	530	-240	240	74	83
		60	6.3	380-480△	660-720Y	13.3△/7.7Y	620	-170	160	78	
• 2NB 820 H27	双	50	7.5	345-415△	600-720Y	16.7△/9.6Y	530	-400	400	74	88
		60	8.6	380-480△	660-720Y	17.3△/10Y	620	-360	330	78	
• 2NB 820 H37	双	50	11	345-415△	600-720Y	28△/16.2Y	530	-430	660	74	104
		60	12.6	380-480△	660-720Y	29△/16.7Y	620	-460	600	78	
• 2NB 820 H47	双	50	15	345-415△	600-720Y	32.5△/18.8Y	530	-460	670	74	120
		60	17.3	380-480△	660-720Y	34.5△/19.9Y	620	-490	750	78	
• 2NB 830 H07	单	50	4.3	345-415△	600-720Y	9.5△/5.5Y	700	-150	140	70	57
		60	4.6	380-480△	660-720Y	9.5△/5.5Y	840	-90	90	74	
• 2NB 830 H17	单	50	5.5	345-415△	600-720Y	12.9△/7.4Y	700	-200	180	70	66
		60	6.3	380-480△	660-720Y	12.9△/7.45Y	840	-180	180	74	
• 2NB 830 H27	单	50	7.5	345-415△	600-720Y	16.7△/9.6Y	700	-270	260	70	69
		60	8.6	380-480△	660-720Y	17.3△/10Y	840	-270	260	74	
• 2NB 840 H27	双	50	7.5	345-415△	600-720Y	16.7△/9.6Y	900	-200	180	74	91
		60	8.6	380-480△	660-720Y	17.3△/10Y	1050	-150	120	78	
• 2NB 840 H37	双	50	11	345-415△	600-720Y	28△/16.2Y	900	-280	370	74	110
		60	12.6	380-480△	660-720Y	29△/16.7Y	1050	-310	350	78	

2NB8真空压缩选型曲线 3AC

Vacuum compression type curve

下面的性能曲线是在吸抽15°C空气，排气压力1013mbar的工况下测出的，允差±10%,吸入空气和环境温度不超过25°C时，即可达到图示总压差。
The performance curves are valid for pumping air at 15°C at the inlet flanges with an air pressure of 1.103 mbar of ±10%.
The total pressure differences are valid up to an intake and ambient of 25°C.

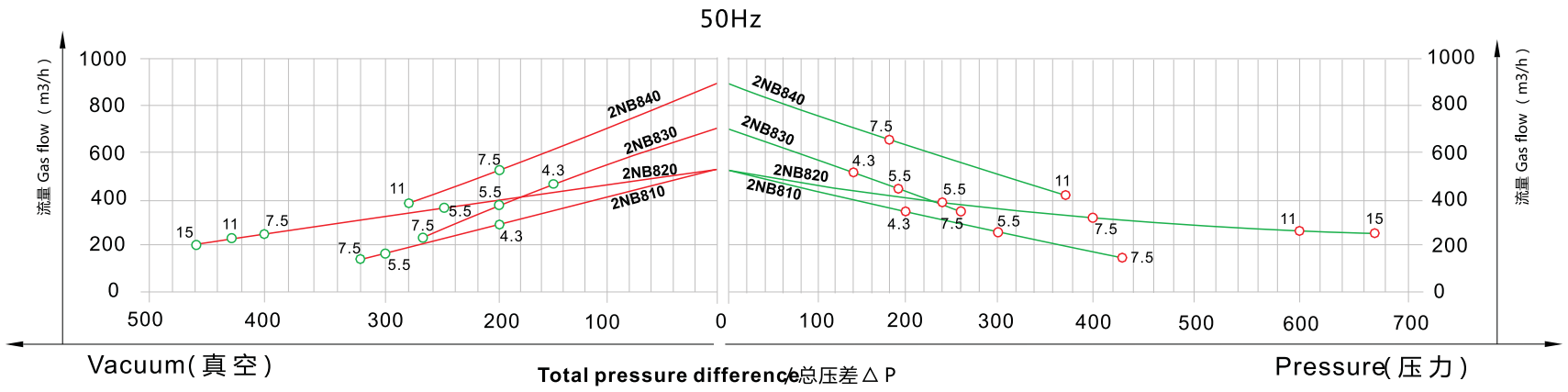

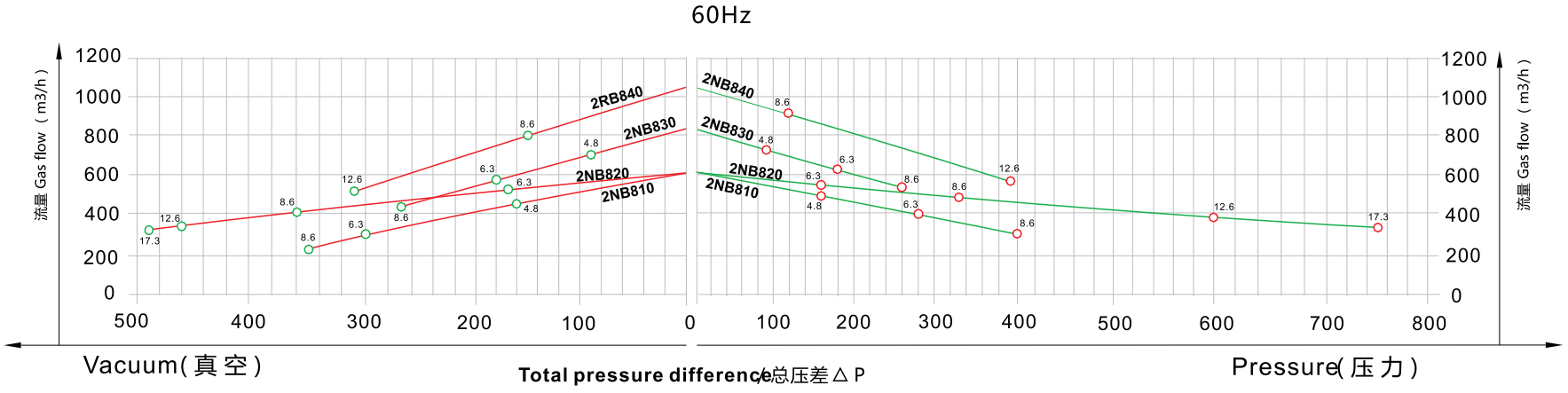

2NB810/830单级 安装尺寸

2NB810/830 Single stage mounting dimensions

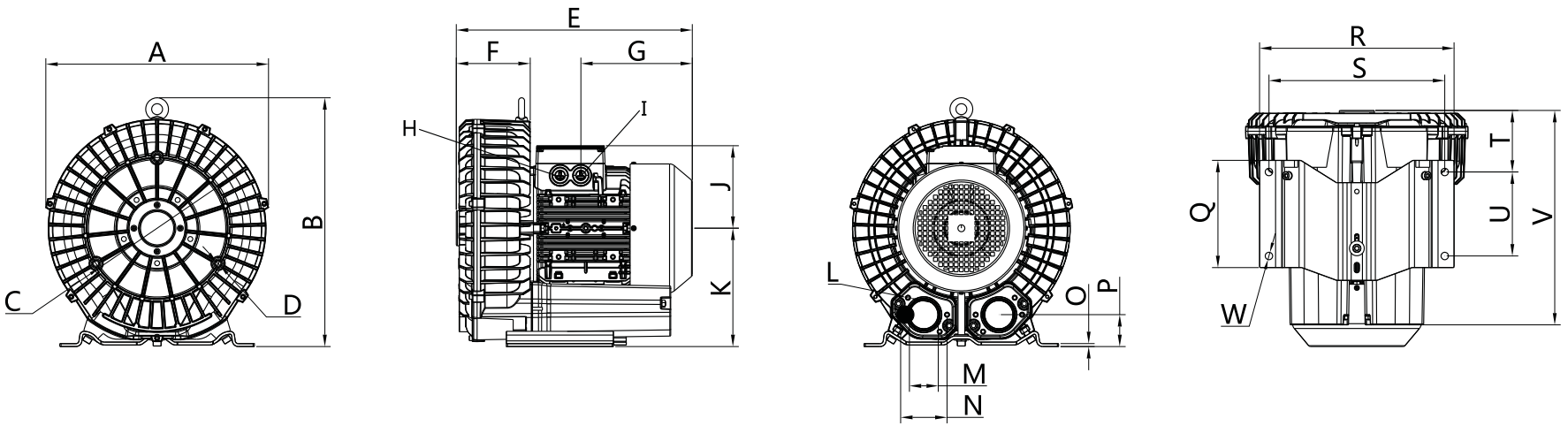

型号 Model	相位	A	B	C	D	E	F	G	H	I	J	K	L	M	N	O	P	Q	R	S	T	U	V	W
2NB 810 H07	3~	451	503	286	M10X20	451	149	290	M32X1.5	M32X1.5	148	239	M8X17	G2 1/2	94	6	64	217	394	356	125	170	318	15
2NB 810 H17	3~	451	503	286	M10X20	478	149	226	M32X1.5	M32X1.5	167	239	M8X17	G2 1/2	94	6	64	217	394	356	125	170	434	15
2NB 810 H27	3~	451	503	286	M10X20	478	149	226	M32X1.5	M32X1.5	197	239	M8X17	G2 1/2	94	6	64	217	394	356	125	170	434	15
2NB 830 H07	3~	451	503	286	M10X20	465	164	209	M32X1.5	M32X1.5	148	239	M8X17	G2 1/2	94	6	64	217	394	356	139	170	448	15
2NB 830 H17	3~	451	503	286	M10X20	492	164	226	M32X1.5	M32X1.5	167	239	M8X17	G2 1/2	94	6	64	217	394	356	139	170	448	15
2NB 830 H27	3~	451	503	286	M10X20	492	164	226	M32X1.5	M32X1.5	197	239	M8X17	G2 1/2	94	6	64	217	394	356	139	170	448	15

2NB820双级 安装尺寸

2NB820 Double stage mounting dimensions

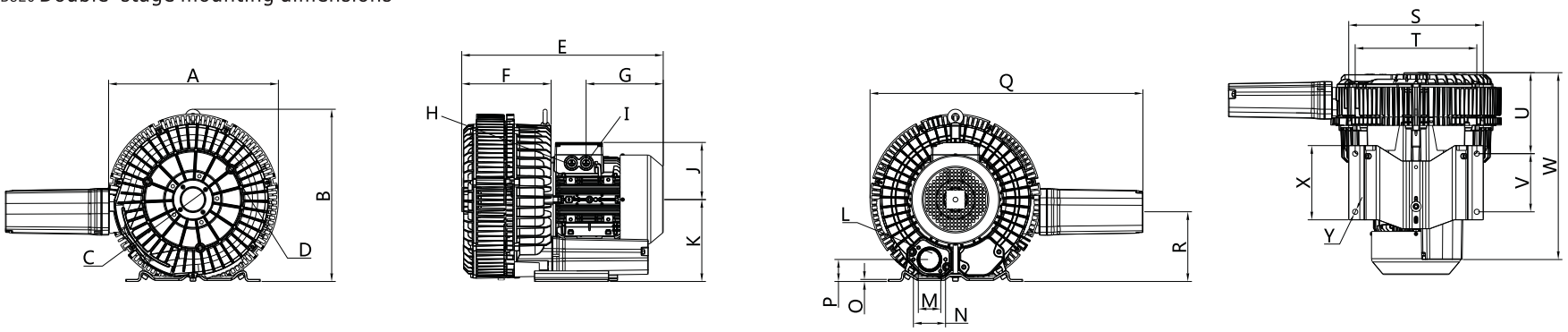

型号 Model	相位	A	B	C	D	E	F	G	H	I	J	K	L	M	N	O	P	Q	R	S	T	U	V	W	X	Y
2NB 820 H17	3~	497	503	286	M12X20	590	262	226	M32X1.5	M32X1.5	167	239	M8X17	G2 1/2	94	6	65	799	202	394	356	237	170	546	217	15
2NB 820 H27	3~	497	503	286	M12X20	590	262	226	M32X1.5	M32X1.5	167	239	M8X17	G2 1/2	94	6	65	799	202	394	356	237	170	546	217	15

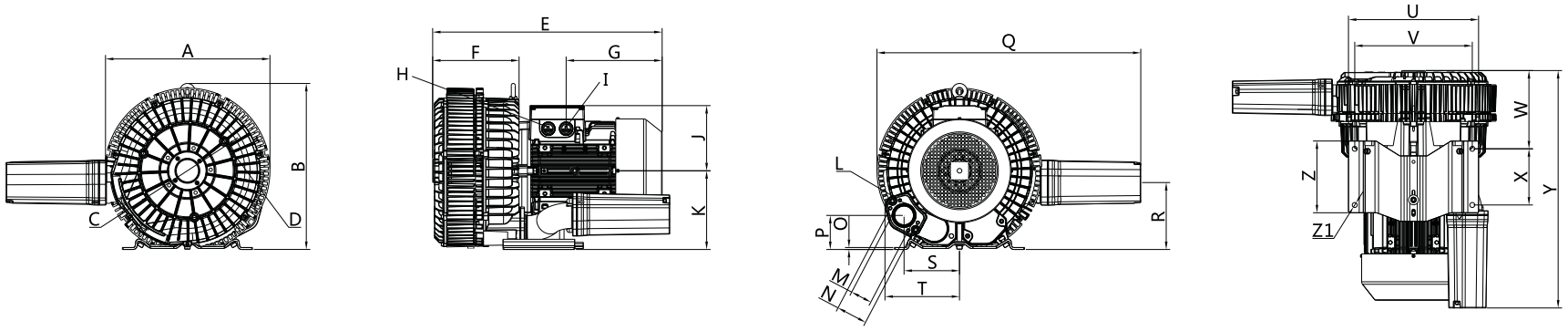

型号 Model	相位	A	B	C	D	E	F	G	H	I	J	K	L	M	N	O	P	Q	R	S	T	U	V	W	X	Y	Z	Z1
2NB 820 H37	3~	497	503	286	M12X20	695	262	291	M32X1.5	M32X1.5	197	239	M8X17	G2 1/2	94	6	103	799	202	168	226	394	356	236	170	718	217	15
2NB 820 H47	3~	497	503	286	M12X20	695	262	291	M32X1.5	M32X1.5	197	239	M8X17	G2 1/2	94	6	103	799	202	168	226	394	356	236	170	718	217	15

格力士®
GREEFAN

2NB840双级 安装尺寸

2NB840 Double stage mounting dimensions

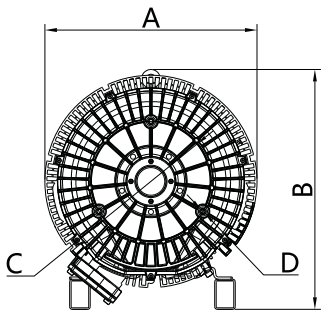

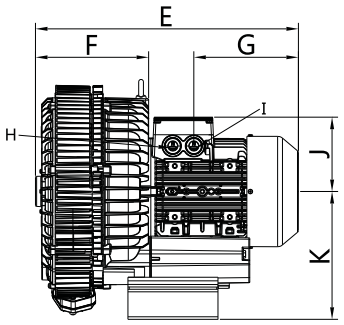

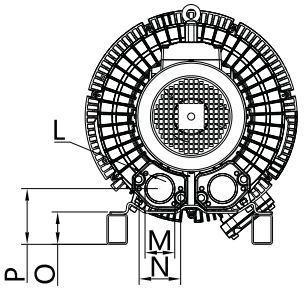

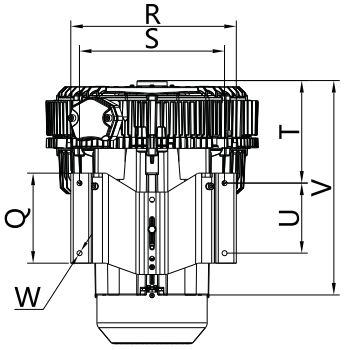

型号 Model	相位	A	B	C	D	E	F	G	H	I	J	K	L	M	N	O	P	Q	R	S	T	U	V	W
2NB 840 H27	3~	500	563	286	M12X20	590	226	291	M32X1.5	M32X1.5	167	299	M8X17	G2 1/2	94	66	58	217	394	356	237	170	546	15

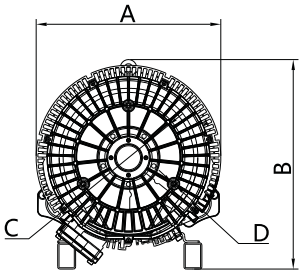

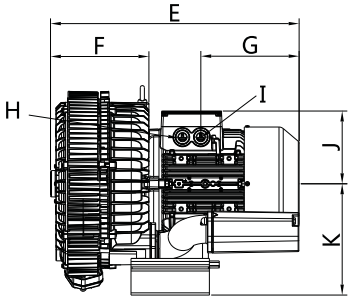

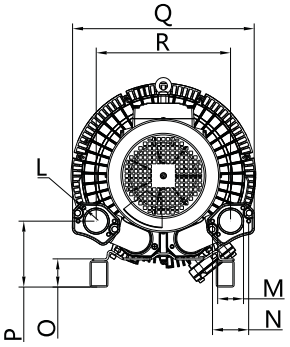

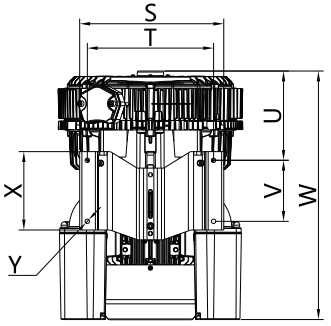

型号 Model	相位	A	B	C	D	E	F	G	H	I	J	K	L	M	N	O	P	Q	R	S	T	U	V	W	W	Y
2NB 840 H37	3~	500	563	286	M12X20	718	262	291	M32X1.5	M32X1.5	197	299	M8X17	G2 1/2	94	66	58	451	336	394	356	237	170	718	217	15

THE AMBITIOUS
志存高远
不断超越

格力士®
GREEFAN

2NB9 3AC气环泵型号及性能参数表（IP55 50/60 Hz）

2NB9 **3AC Gas ring pump model and performance parameter table（IP55 50/60HZ）**

型号 (2NB9-3AC) Model	单级 双级 single double	马达额定参数 Motor rated parameters 频率 frequency HZ	功率 power KW	电压 voltage V		电流 current A	最大排吸流量 Max airflow m3/h	额定真空压力 rated Vacuum mbar	额定压缩压力 rated compress mbar	噪音 noises dB(A)	重量 Weight Kg
• 2NB 910 H07	单	50	8.5	345-415△	600-720Y	18.2△/10.5Y	1050	-190	190	74	93
		60	9.8	380-480△	660-720Y	18.2△/10.5Y	1250	-150	140	79	
• 2NB 910 H17	单	50	12.5	345-415△	600-720Y	28△/16.2Y	1050	-290	280	74	116
		60	14.5	380-480△	660-720Y	29△/16.7Y	1250	-270	260	79	
• 2NB 910 H27	单	50	15	345-415△	600-720Y	35△/20Y	1050	-320	380	74	120
		60	17.5	380-480△	660-720Y	36.5△/21Y	1250	-340	360	79	
• 2NB 910 H37	单	50	18.5	345-415△	600-720Y	37△/21Y	1050	-360	460	74	126
		60	21.3	380-480△	660-720Y	39△/22.5Y	1250	-380	420	79	
• 2NB 920 H17	双	50	12.5	345-415△	600-720Y	28△/16.2Y	1110	-300	270	74	187
		60	14.5	380-480△	660-720Y	29△/16.7Y	1310	-220	200	78	
• 2NB 920 H27	双	50	16.5	345-415△	600-720Y	35△/20Y	1110	-410	370	74	197
		60	19	380-480△	660-720Y	36.5△/21Y	1310	-340	300	78	
• 2NB 920 H37	双	50	20	345-415△	600-720Y	40△/23Y	1110	-440	500	74	204
		60	23	380-480△	660-720Y	42△/24.2Y	1310	-440	430	78	
• 2NB 920 H47	双	50	25	345-415△	600-720Y	52△/30Y	1110	-440	590	74	211
		60	29	380-480△	660-720Y	52△/30Y	1310	-440	540	78	
• 2NB 930 H07	单	50	8.5	345-415△	600-720Y	18.2△/10.5Y	1370	-120	110	75	98
		60	9.8	380-480△	660-720Y	18.2△/10.5Y	1650	-80	70	80	
• 2NB 930 H17	单	50	12.5	345-415△	600-720Y	28△/16.2Y	1370	-190	180	75	121
		60	14.5	380-480△	660-720Y	29△/22.5Y	1650	-150	150	80	
• 2NB 930 H27	单	50	18.5	345-415△	600-720Y	37△/21Y	1370	-310	320	75	131
		60	21.3	380-480△	660-720Y	39△/22.5Y	1650	-300	280	80	
• 2NB 940 H27	双	50	15	345-415△	600-720Y	35△/20Y	1940	-130	110	75	187
		60	17.5	380-480△	660-720Y	36.5△/21Y	2310	-60	40	84	
• 2NB 940 H37	双	50	20	345-415△	600-720Y	40△/23Y	1940	-200	200	75	212
		60	23	380-480△	660-720Y	42△/24.2Y	2310	-160	130	84	
• 2NB 940 H47	双	50	25	345-415△	600-720Y	52△/30Y	1940	-310	280	75	219
		60	29	380-480△	660-720Y	52△/30Y	2310	-270	220	84	
• 2NB 943 H27	双	50	15	345-415△	600-720Y	35△/20Y	2050	-160	170	75	220
		60	17.5	380-480△	660-720Y	36.5△/21Y	2480	-120	110	84	
• 2NB 943 H37	双	50	20	345-415△	600-720Y	40△/23Y	2050	-250	230	75	230
		60	23	380-480△	660-720Y	42△/24.2Y	2480	-190	180	84	
• 2NB 943 H47	双	50	25	345-415△	600-720Y	52△/30Y	2050	-310	280	75	235
		60	29	380-480△	660-720Y	50△/30Y	2480	-270	230	84	

2NB9真空压缩选型曲线 3AC

Vacuum compression type curve

下面的性能曲线是在吸抽15°C空气，排气压力1013mbar的工况下测出的，允差±10%,吸入空气和环境温度不超过25°C时，即可达到图示总压差。The performance curves are valid for pumping air at 15°C at the inlet flanges with an air pressure of 1.103 mbar of ±10%.The total pressure differences are valid up to an intake and ambient of 25°C.

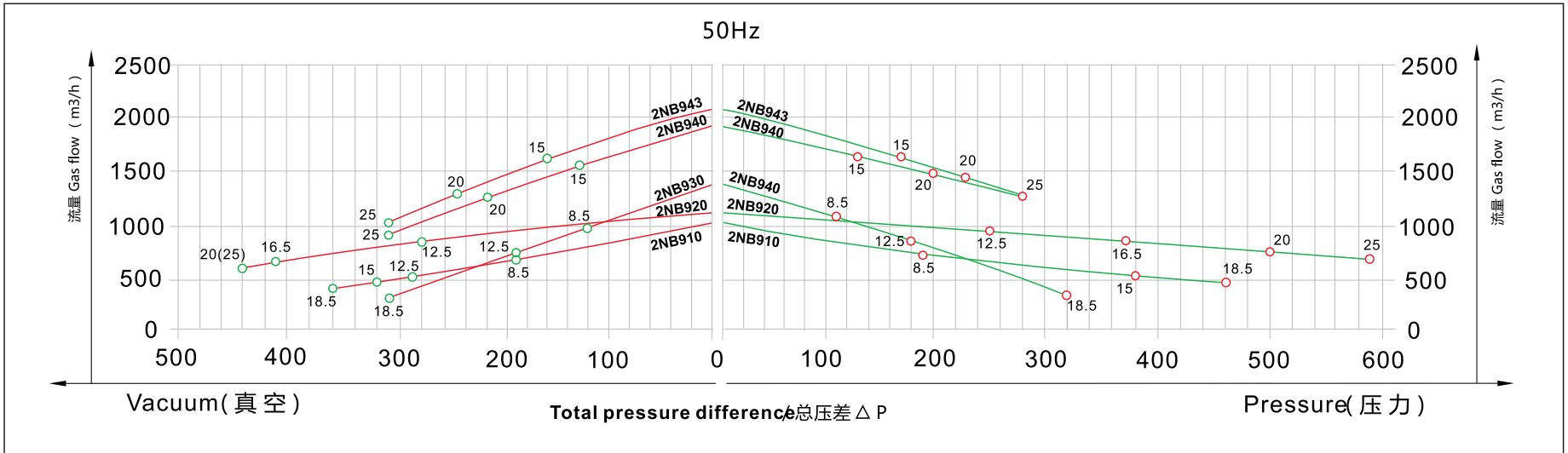

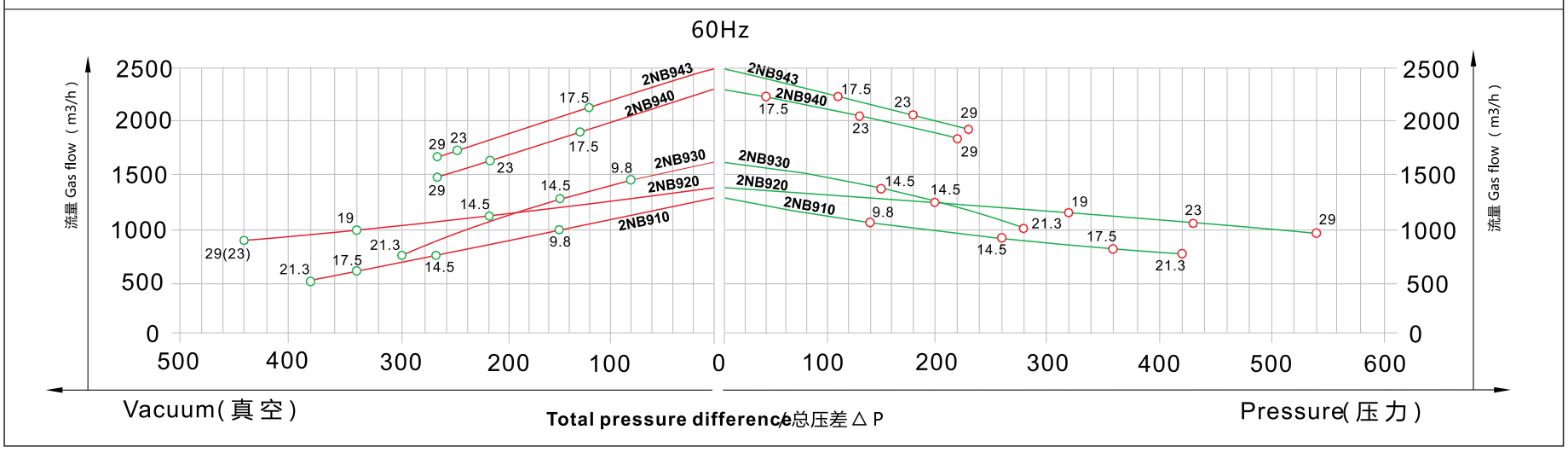

2NB910/930单级

2NB910/930 Single stage mounting dimensions

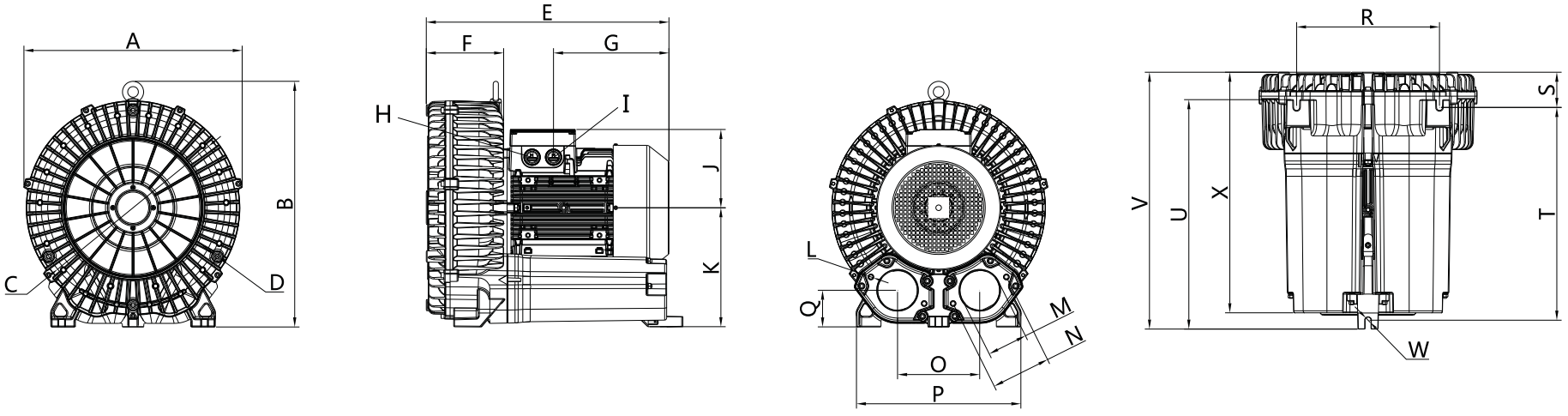

型号 Model	相位	A	B	C	D	E	F	G	H	I	J	K	L	M	N	O	P	Q	R	S	T	U	V	W	X
2NB 910 H07	3~	550	618	490	M12X30	525	155	226	M32X1.5	M32X1.5	167	299	M12X30	G4	150	207	414	92	360	88	535	577	646	15	643
2NB 910 H17	3~	550	618	490	M12X30	646	155	291	M40X1.5	M40X1.5	197	299	M12X30	G4	150	207	414	92	360	88	535	577	646	15	643
2NB 910 H27	3~	550	618	490	M12X30	646	155	291	M40X1.5	M40X1.5	197	299	M12X30	G4	150	207	414	92	360	88	535	577	646	15	643
2NB 930 H07	3~	550	618	490	M12X30	563	233	226	M32X1.5	M32X1.5	167	299	M12X30	G4	150	207	414	92	360	126	535	577	684	15	643
2NB 930 H17	3~	550	618	490	M12X30	649	233	291	M40X1.5	M340X1.5	197	299	M12X30	G4	150	207	414	92	360	126	535	577	684	15	643
2NB 930 H27	3~	550	618	490	M12X30	649	233	291	M40X1.5	M40X1.5	197	299	M12X30	G4	150	207	414	92	360	126	535	577	684	15	643

2NB920双级 安装尺寸

2NB920 Double stage mounting dimensions

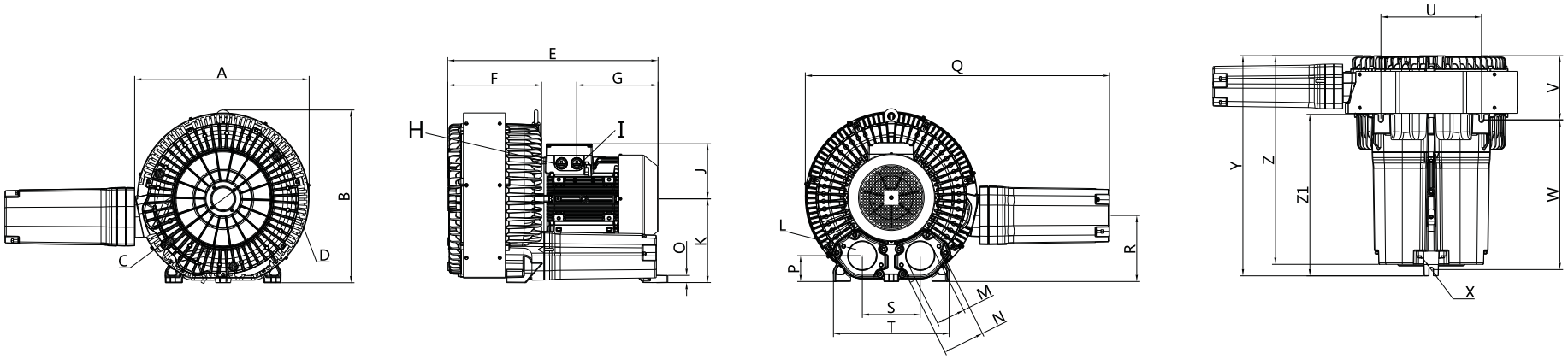

型号 Model	相位	A	B	C	D	E	F	G	H	I	J	K	L	M	N	O	P	Q	R	S	T	U	V	W	X	Y	Z	Z1
2NB 920 H17	3~	624	618	490	M12X20	752	336	291	M40X1.5	M40X1.5	197	299	M12X30	G4	150	25	92	1089	236	207	414	360	229	535	15	787	746	577
2NB 920 H27	3~	624	618	490	M12X20	752	336	291	M40X1.5	M40X1.5	197	299	M12X30	G4	150	25	92	1089	236	207	414	360	229	535	15	787	746	577
2NB 920 H37	3~	624	618	490	M12X20	752	336	291	M40X1.5	M40X1.5	197	299	M12X30	G4	150	25	92	1089	236	207	414	360	229	535	15	787	746	577
2NB 920 H47	3~	624	618	490	M12X20	752	336	291	M40X1.5	M40X1.5	197	299	M12X30	G4	150	25	92	1089	236	207	414	360	229	535	15	787	746	577

格力士®
GREEFAN

2NB940双级 安装尺寸

2NB940 Double stage mounting dimensions

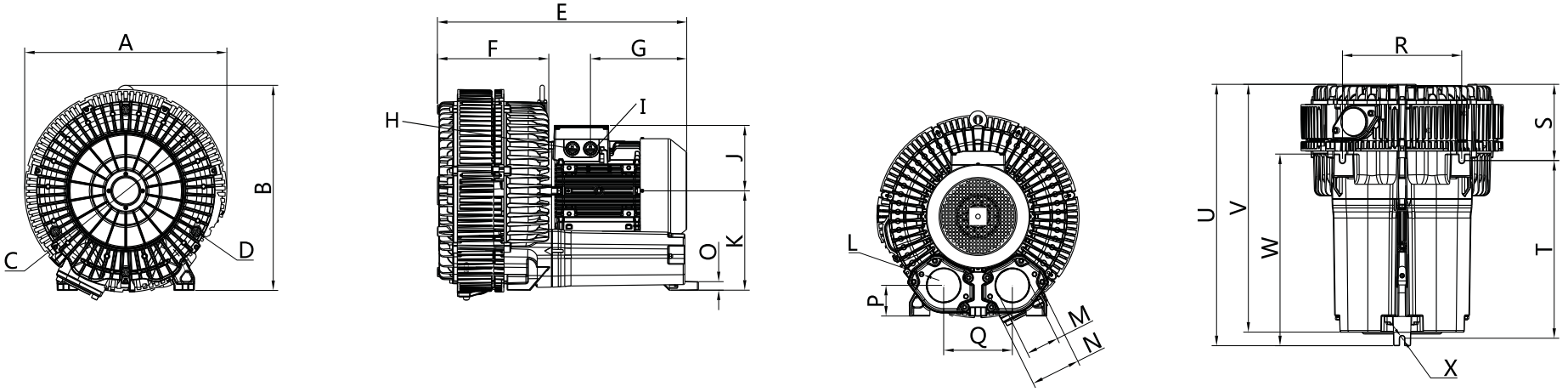

型号 Model	相位	A	B	C	D	E	F	G	H	I	J	K	L	M	N	O	P	Q	R	S	T	U	V	W	X
2NB 940 H27	3~	610	618	490	M12X30	752	336	291	M40X1.5	M40X1.5	197	299	M12X30	G4	150	25	92	207	360	229	535	787	746	577	15
2NB 940 H37	3~	610	618	490	M12X30	752	336	291	M40X1.5	M40X1.5	197	299	M12X30	G4	150	25	92	207	360	229	535	787	746	577	15
2NB 940 H47	3~	610	618	490	M12X30	752	336	291	M40X1.5	M40X1.5	197	299	M12X30	G4	150	25	92	207	360	229	535	787	746	577	15

2NB943双级 安 装 尺 寸

2NB943 Double stage mounting dimensions

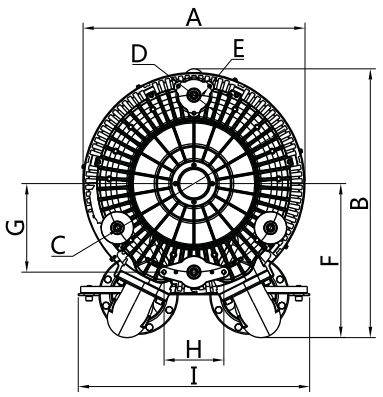

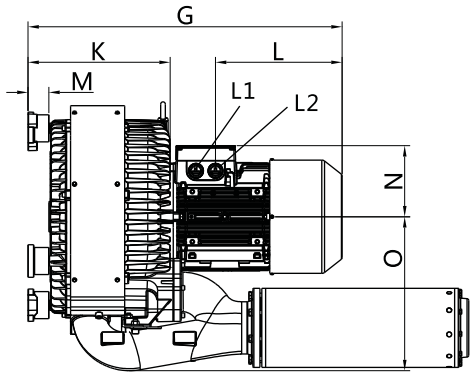

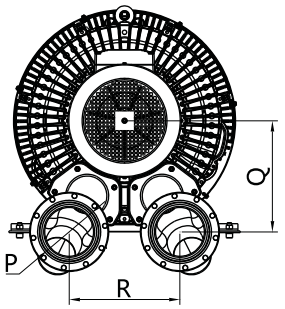

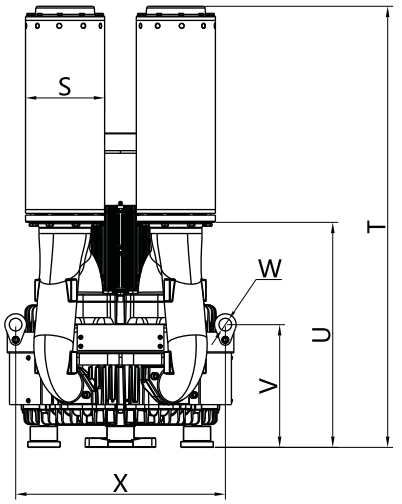

型号 Model	相位	A	B	C	D	E	F	G	H	I	J	K	L	L1	L2	M	N	O	P	Q	R	S	T	U	V	W	X
2NB 943 H27	3~	615	745	490	100	8	426	245	166	641	870	394	351	M40X1.5	M40X1.5	58	197	426	G5	308	307	219	1221	623	340	35	581
2NB 943 H37	3~	615	745	490	100	8	426	245	166	641	870	394	351	M40X1.5	M40X1.5	58	197	426	G5	308	307	219	1221	623	340	35	581
2NB 943 H47	3~	615	745	490	100	8	426	245	166	641	870	394	351	M40X1.5	M40X1.5	58	197	426	G5	308	307	219	1221	623	340	35	581