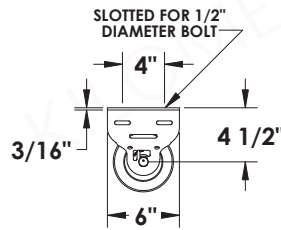
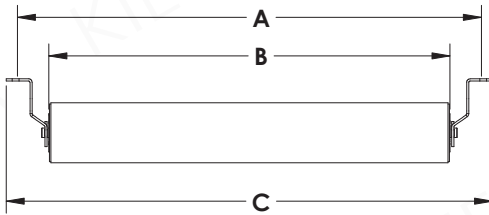


# C Idlers

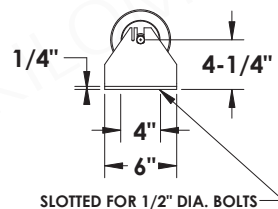
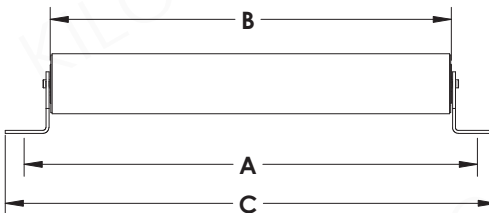
KILOMEGA

## RETURN IDLERS 4", 5", & 6" DIAMETER



RETURN IDLER 4" PART NUMBER	RETURN IDLER 5" PART NUMBER	RETURN IDLER 6" PART NUMBER	BW*	A	B	C	WT**		
							4"	5"	6"
C4-RET-18	C5-RET-18	C6-RET-18	18	27	21 5/16	28 3/4	17	22	30
C4-RET-24	C5-RET-24	C6-RET-24	24	33	27 5/16	34 3/4	20	27	36
C4-RET-30	C5-RET-30	C6-RET-30	30	39	33 5/16	40 3/4	23	31	43
C4-RET-36	C5-RET-36	C6-RET-36	36	45	39 5/16	46 3/4	27	35	50
C4-RET-42	C5-RET-42	C6-RET-42	42	51	45 5/16	52 3/4	30	38	56
C4-RET-48	C5-RET-48	C6-RET-48	48	57	51 5/16	58 3/4	33	44	63
C4-RET-54 ✓	C5-RET-54 ✓	C6-RET-54 ✓	54	63	57 5/16	64 3/4	37	49	69
C4-RET-60 ✓	C5-RET-60 ✓	C6-RET-60 ✓	60	69	63 5/16	70 3/4	40	53	76

## FLAT IDLERS 4", 5", & 6" DIAMETER



RETURN IDLER 4" PART NUMBER	RETURN IDLER 5" PART NUMBER	RETURN IDLER 6" PART NUMBER	BW*	A	B	C	WT**		
							4"	5"	6"
C4-FLT-18	C5-FLT-18	C6-FLT-18	18	27	21 5/16	28 3/4	19	25	32
C4-FLT-24	C5-FLT-24	C6-FLT-24	24	33	27 5/16	34 3/4	23	29	39
C4-FLT-30	C5-FLT-30	C6-FLT-30	30	39	33 5/16	40 3/4	26	34	45
C4-FLT-36	C5-FLT-36	C6-FLT-36	36	45	39 5/16	46 3/4	30	39	52
C4-FLT-42	C5-FLT-42	C6-FLT-42	42	51	45 5/16	52 3/4	33	44	59
C4-FLT-48	C5-FLT-48	C6-FLT-48	48	57	51 5/16	58 3/4	36	48	65
C4-FLT-54 ✓	C5-FLT-54 ✓	C6-FLT-54 ✓	54	63	57 5/16	64 3/4	40	53	72
C4-FLT-60 ✓	C5-FLT-60 ✓	C6-FLT-60 ✓	60	69	63 5/16	70 3/4	43	58	79

\* Belt Width / \*\* All weights include brackets, individual bracket weights are listed on page 62 and 63.

✓ Meets specifications

Dimensions are subject to change without notice. Certified prints available for construction.