

**Model BR-C1**  
**(D179/D180/D181)**  
**Parts Catalog**


**Parts change information sample**

 **Add**


 **Update**

 **Delete**

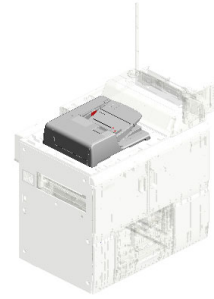
# Unit All



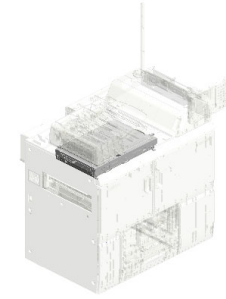
U001  
EXTERIOR



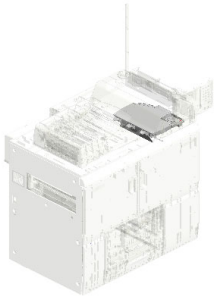
U002  
OPERATION



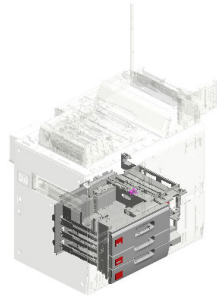
U003  
ADF SECTION



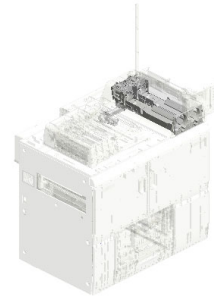
U004  
SCANNER



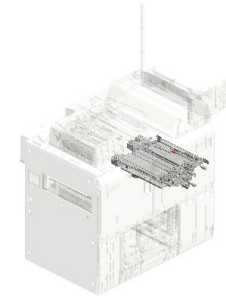
U005  
LASER UNIT



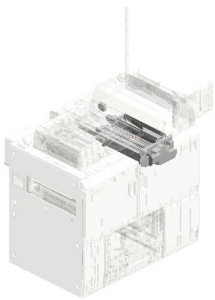
U006  
PAPER BANK



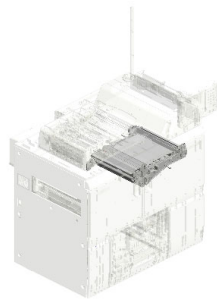
U007  
TONER SUPPLY



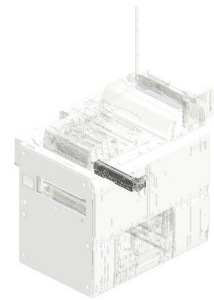
U008  
PAPER FEED



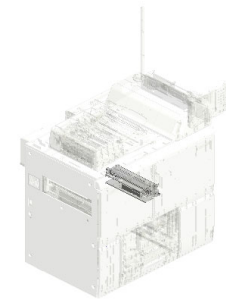
U009  
PCU



U010  
ITB UNIT

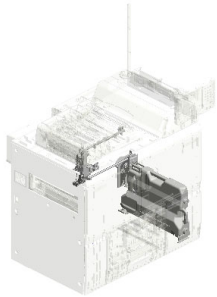


U011  
ITB CLEANING

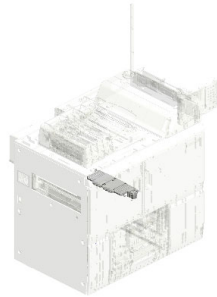


U012  
TRANSFER/SEPARATION

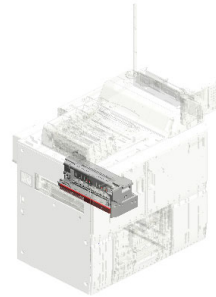
# Unit All



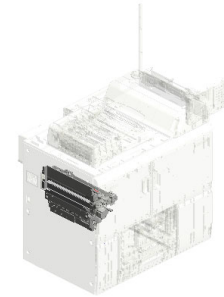
**U013**  
USED TONER



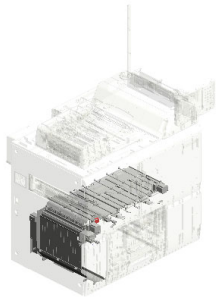
**U014**  
PAPER TRANSPORT



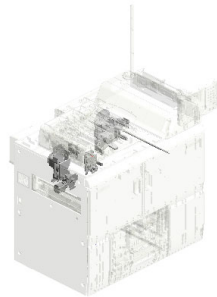
**U015**  
FUSING



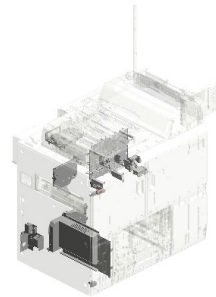
**U016**  
PAPER EXIT



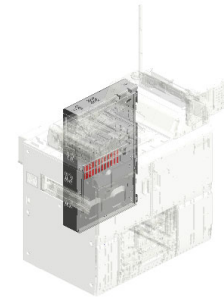
**U017**  
DUPLEX



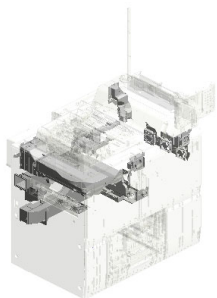
**U018**  
MAIN DRIVE



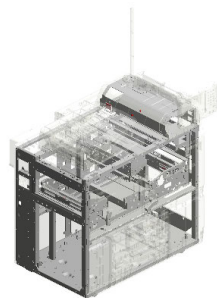
**U019**  
ELECTRICAL



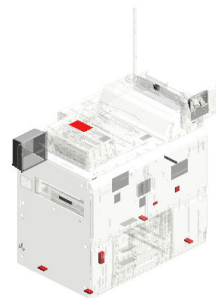
**U020**  
CONTROLLER



**U021**  
AIR COOLING



**U022**  
MAIN FRAME



**U023**  
ACCESSORIES

# U001.EXTERIOR

U001 S001  
D2701449  
COVER:TONER SUPPLY:UPP  
ER:ASS'Y

U001 S008  
D1791543  
INNER COVER:INTERMEDIA  
TE TRANSFER:ASS'Y

U001 S002  
D1791454  
DOOR:TONER SUPPLY:ASS'  
Y

U001 S009  
D1791565  
INNER COVER:LEFT UPPER:  
ASS'Y

U001 S006  
D1791547  
INNER COVER:PULL OUT:RI  
GHT:ASS'Y

U001 S005  
D0BX1427  
COVER:MAIN:REAR:SUB-AS  
S'Y

U001 S004  
D0BX1506  
SUPPORTING PLATE:DOOR:  
FRONT RIGHT:ASS'Y

U001 S007  
D1791549  
INNER COVER:PULL OUT:LE  
FT:ASS'Y

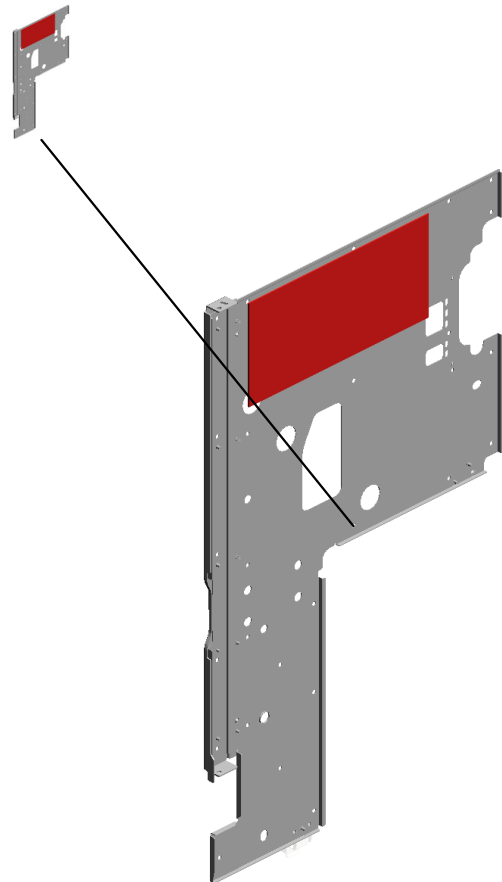
U001 S010  
D1791558  
INNER COVER:REVERSE SU  
B-UNIT:LOWER:ASS'Y

U001 S003  
D1791486  
SUPPORTING PLATE:DOOR:  
FRONT LEFT:ASS'Y

U001	U002	U003	U004	U005	U006	U007	U008	U009	U010	U011	U012	U013	U014	U015	U016	U017	U018	U019	U020	U021
------	------	------	------	------	------	------	------	------	------	------	------	------	------	------	------	------	------	------	------	------

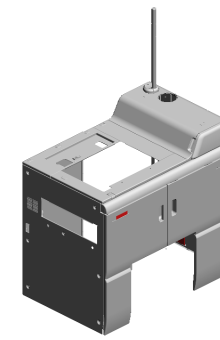
# U001\_S003.SUPPORTING PLATE:DOOR:FRONT LEFT:ASS'Y

U001 S003 S001  
D0BX1488  
SUPPORTING PLATE:DOOR:  
FRONT LEFT:ASS'Y



U001	U002	U003	U004	U005	U006	U007	U008	U009	U010	U011	U012	U013	U014	U015	U016	U017	U018	U019	U020	U021
------	------	------	------	------	------	------	------	------	------	------	------	------	------	------	------	------	------	------	------	------

# U001 EXTERIOR



- 7.09543025N (x2) SCREW:POLISHED ROUND/SPRING:M3X25
- 15.C2672944 (x2) SCREW:ACTUATOR SURFACE OF PAPER SENSOR
- 6.08025330 (x77) PAN HEAD WITH COLLAR TAPPING SCREW:PF:4X10
- 4.04544010N (x7) TAPPING SCREW: ROUND POINT:4X10
- 10.52062686 SNAP RING

- 3.04514008N (x57) TAPPING SCREW: 4X8

- 9.12042612 (x2) MICRO SWITCH:D3 V-16506-3C25

- 11.AA143797 CONNECTOR GUI OF PIN

- 8.11050723 CLAMPS:WES-0507

- 14.C1012360 (x2) SNAP RING

- 2.03604008N (x6) SCREW - M4X8
- 5.07050040N (x24) WASHER:DIA4
- 1.03540080N (x5) SCREW:M4X8
- 20.D0747782 (x2) GRIP:DOOR:FRONT
- 21.D0747828 CAP:CONNECTOR

- 13.B2342390 (x7) FLANGED HEXAGONAL HEAD BOLT: M4X8

- 18.D0743829 (x2) DECAL:POSITIONING DISPLAY:TCRU

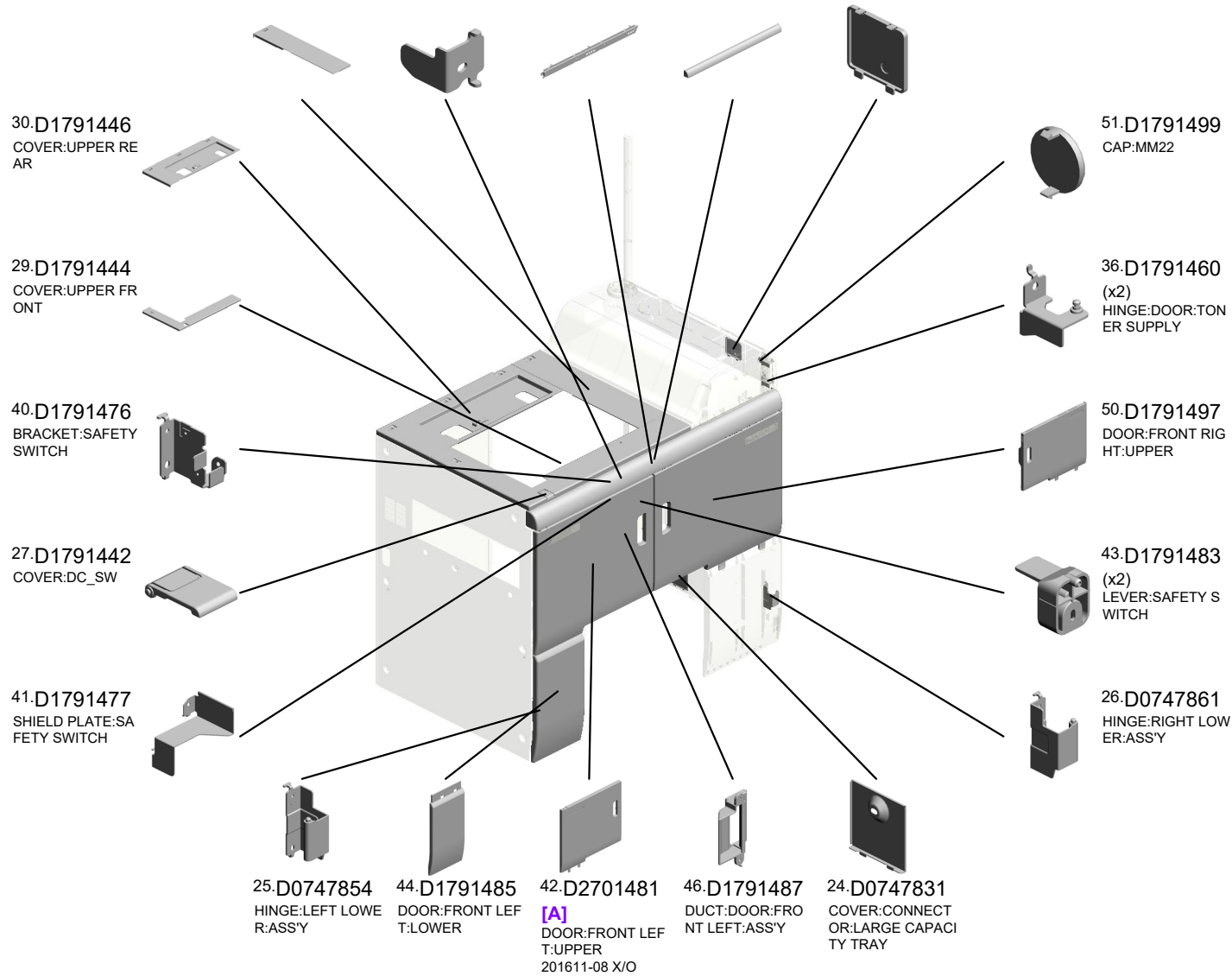
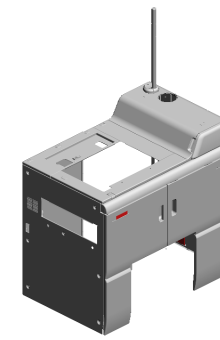
- 19.D0747775 (x2) PLATE:LOGO:RICOH

- 23.D0747830 COVER:LARGE CAPACITY TRAY

- 22.D0747829 (x4) CAP:JOINT:LARGE CAPACITY TRAY

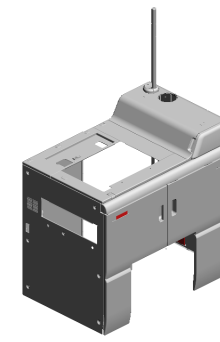
# U001 EXTERIOR

- 28.D1791443 COVER:UPPER RIGHT
- 39.D1791471 LEVER:SAFETY SWITCH
- 38.D1791470 BRACKET:COVER:FRONT UPPER
- 37.D1791469 COVER:FRONT UPPER
- 32.D1791451 CAP:KEY COUNTER

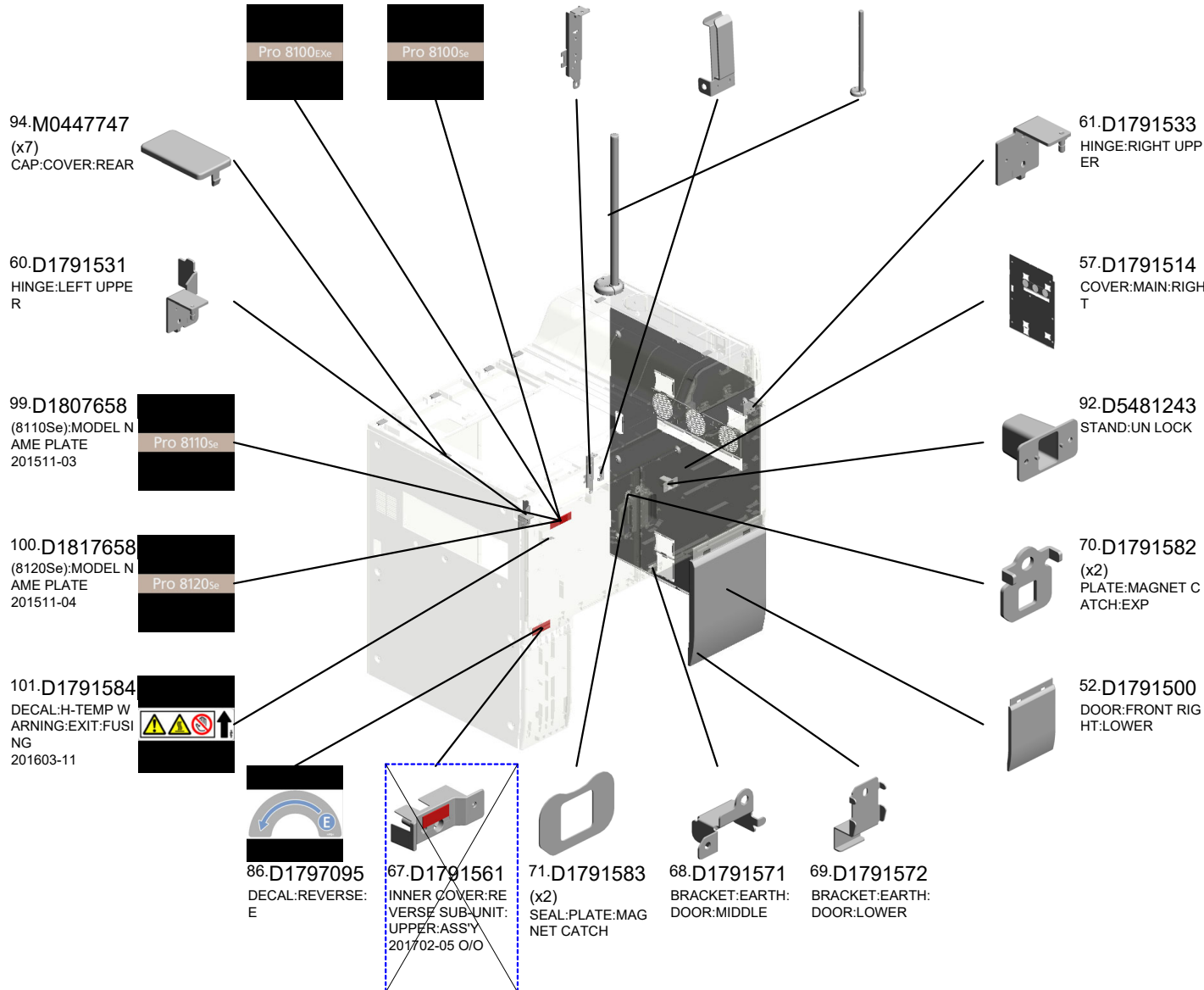




# U001 EXTERIOR

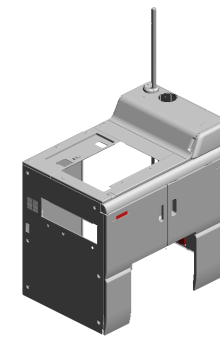


- 97.D1797657 (8100EXe):MODEL NAME PLATE 201511-01
- 98.D1797658 (8100Se):MODEL NAME PLATE 201511-02
- 59.D1791526 STAY:SAFETY SWITCH
- 93.G1781602 ARM:SAFETY SWITCH:UPPER:ASSY
- 95.M0771861 TUBE TYPE LAMP:TAC:ASSY



U001	U002	U003	U004	U005	U006	U007	U008	U009	U010	U011	U012	U013	U014	U015	U016	U017	U018	U019	U020	U021
------	------	------	------	------	------	------	------	------	------	------	------	------	------	------	------	------	------	------	------	------

U001  
EXTERIOR



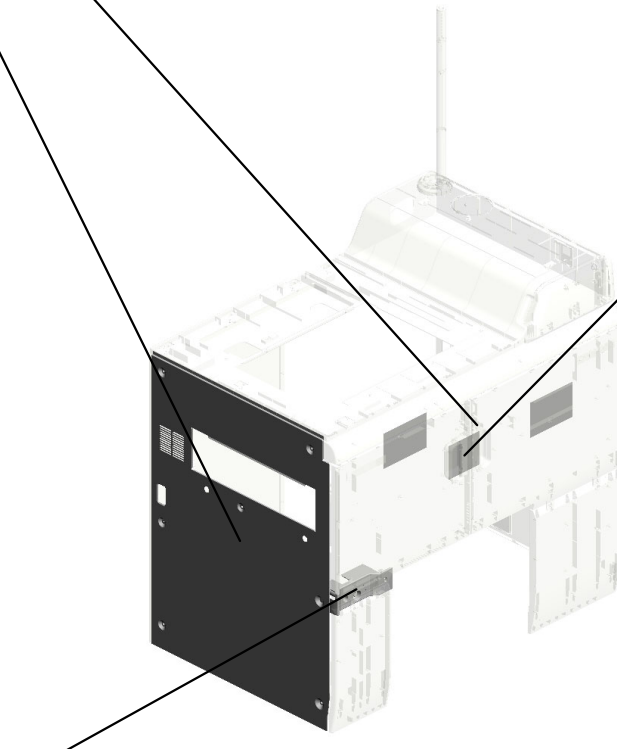
104.D2701193  
DECAL:PULL OUT:  
LEFT AND RIGHT:EN  
GLISH  
201708-03



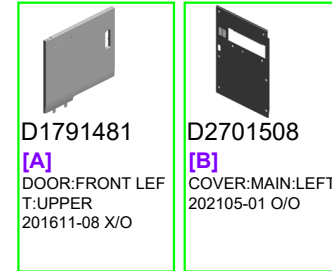
114.D0BX1508  
[B]  
COVER:MAIN:LEFT  
202105-01 O/O



103.D2701191  
DECAL:PICK-UP P  
APER JAM:OPERA  
TION PANEL:ENGL  
ISH  
201708-02


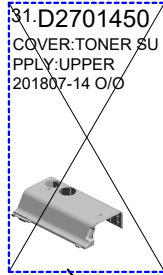


102.D1791562  
INNER COVER:RE  
VERSE SUB-UNIT:  
UPPER



U001	U002	U003	U004	U005	U006	U007	U008	U009	U010	U011	U012	U013	U014	U015	U016	U017	U018	U019	U020	U021
------	------	------	------	------	------	------	------	------	------	------	------	------	------	------	------	------	------	------	------	------

U001\_S001  
COVER:TONER SUPPLY:UPPER:ASS'Y




106.D2701449  
COVER:TONER SU  
PPLY:UPPER:ASS'  
Y

U001	U002	U003	U004	U005	U006	U007	U008	U009	U010	U011	U012	U013	U014	U015	U016	U017	U018	U019	U020	U021
------	------	------	------	------	------	------	------	------	------	------	------	------	------	------	------	------	------	------	------	------

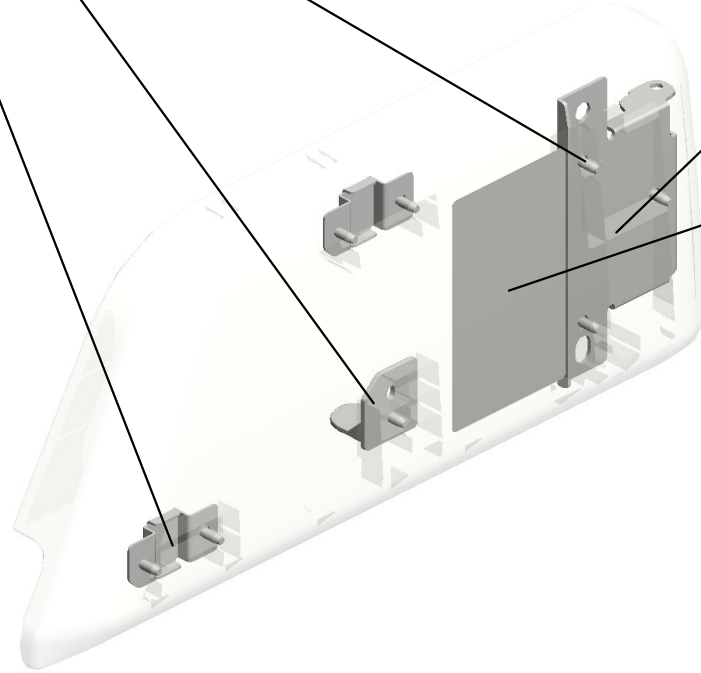

U001\_S002  
DOOR:TONER SUPPLY:ASS'Y

91.D3551333 6.08025330  
SHIELDING PLATE: (x8)  
SAFETY SWITCH:DOOR  
PAN HEAD WITH COLLAR TAPPING SCREW:PF:4X10



33.D1791454  
DOOR:TONER SUPPLY:ASS'Y

35.D1791457  
(x2)  
MAGNET CATCH PLATE:DOOR:TONER SUPPLY



34.D1791456  
SUPPORTING PLATE:HINGE:DOOR:TONER SUPPLY




80.D1793366  
DECAL:REPLACEMENT INDICATION:TONER BOTTLE

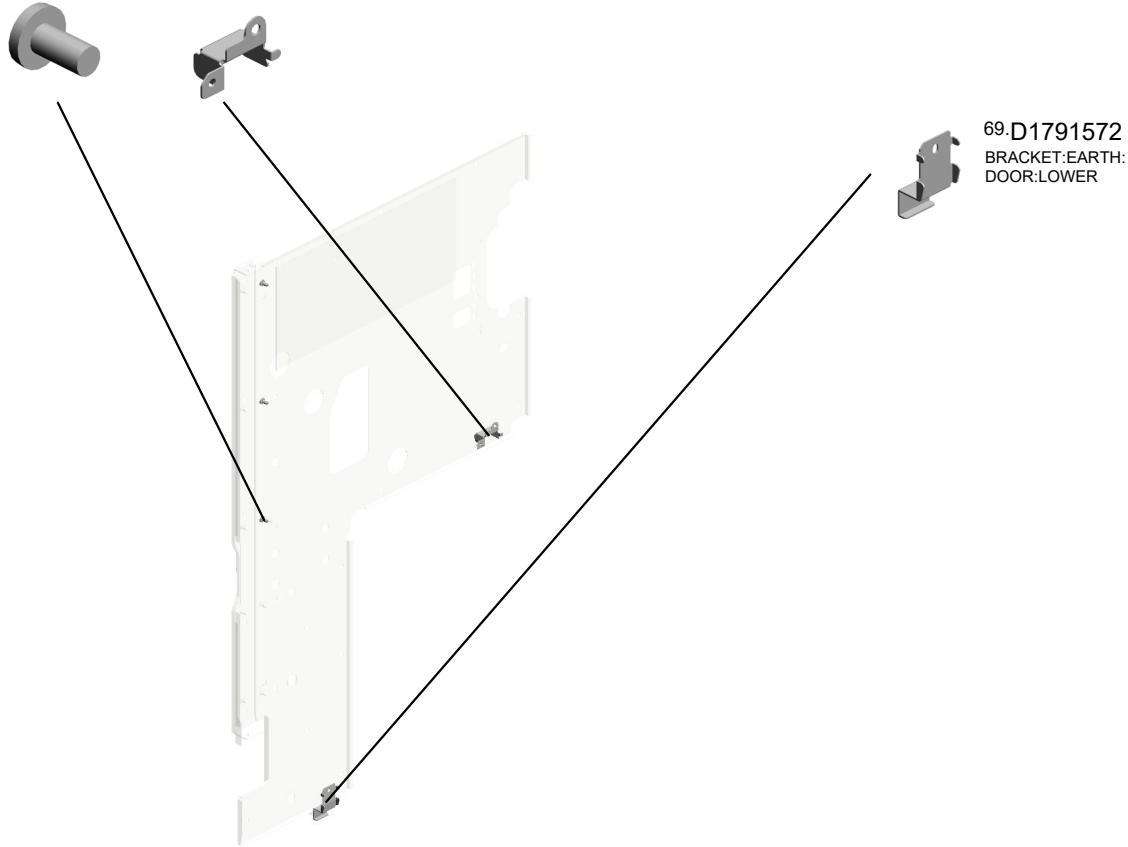


U001\_S003  
SUPPORTING PLATE:DOOR:FRONT LEFT:ASS'Y

1.03540080N 68.D1791571  
(x3) BRACKET:EARTH:  
SCREW:M4X8 DOOR:MIDDLE



45.D1791486  
SUPPORTING PLATE:DOOR:FRONT LEFT:ASS'Y




69.D1791572  
BRACKET:EARTH:  
DOOR:LOWER

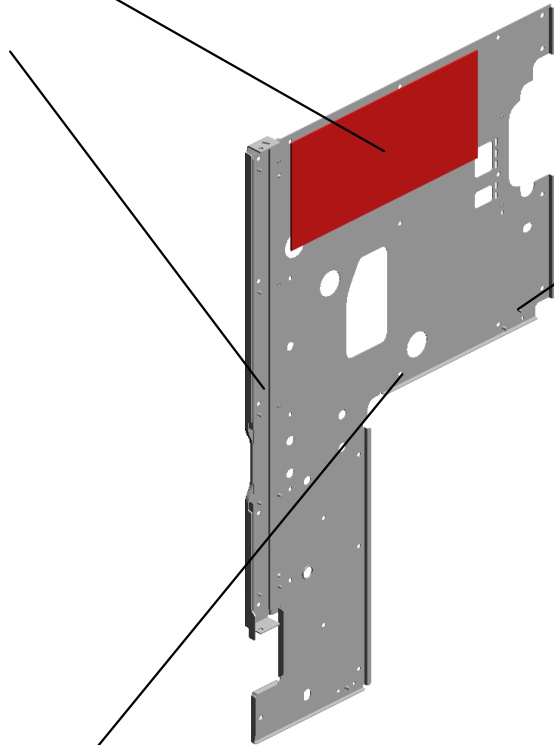
U001	U002	U003	U004	U005	U006	U007	U008	U009	U010	U011	U012	U013	U014	U015	U016	U017	U018	U019	U020	U021
------	------	------	------	------	------	------	------	------	------	------	------	------	------	------	------	------	------	------	------	------

U001\_S003\_S001  
SUPPORTING PLATE:DOOR:FRONT LEFT:ASS'Y


74.D1791592  
DECAL:MISFEED R  
EMOVAL:DEZ



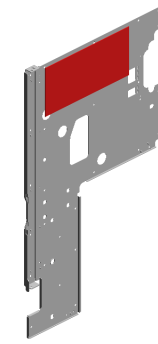
49.D1791490  
BRACKET:SUPPO  
RTING PLATE:DOO  
R:FRONT LEFT



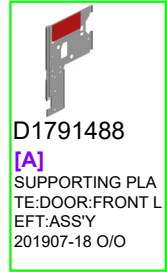
48.D1791489  
SUPPORTING PLA  
TE:DOOR:FRONT L  
EFT



1.03540080N  
(x10)  
SCREW:M4X8



109.D0BX1488  
[A]  
SUPPORTING PLA  
TE:DOOR:FRONT L  
EFT:ASS'Y  
201907-18 O/O



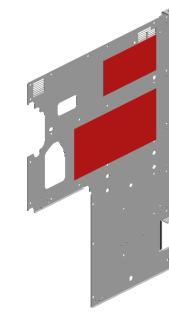
D1791488  
[A]  
SUPPORTING PLA  
TE:DOOR:FRONT L  
EFT:ASS'Y  
201907-18 O/O

U001	U002	U003	U004	U005	U006	U007	U008	U009	U010	U011	U012	U013	U014	U015	U016	U017	U018	U019	U020	U021
------	------	------	------	------	------	------	------	------	------	------	------	------	------	------	------	------	------	------	------	------

U001\_S004

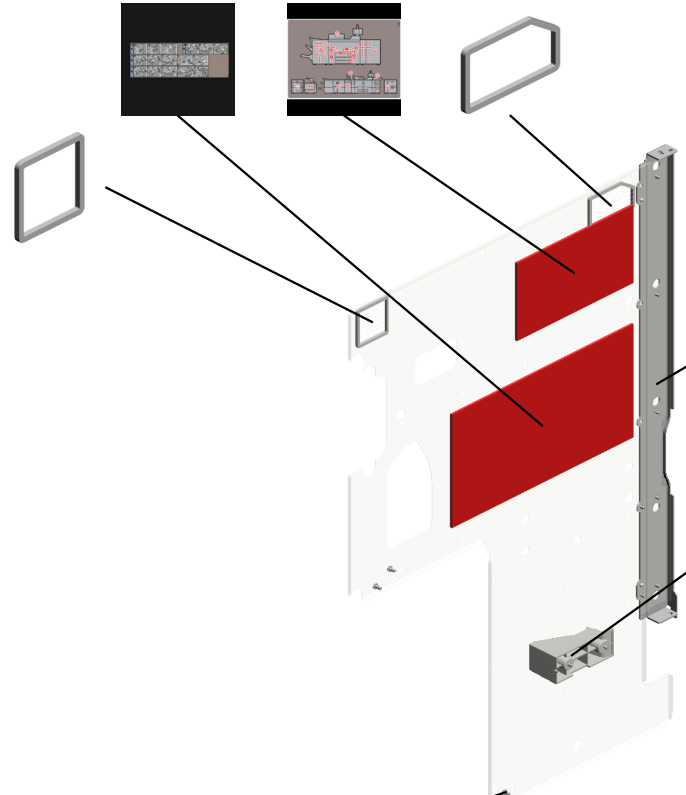
SUPPORTING PLATE:DOOR:FRONT RIGHT:ASS'Y

111.D2701591 110.D2701584 83.D1796913  
DECAL:MISFEED R DECAL:MISFEED R SEAL:INNER COVE  
EMOVAL:ABC EMOVAL:LOCATIO R:OPTICAL WRITIN  
202001-03 O/O N G MD:COOLING



107.D0BX1506  
[A]  
SUPPORTING PLA  
TE:DOOR:FRONT  
RIGHT:ASS'Y  
201808-06 O/O

84.D1796914  
SEAL:INNER COVE  
R:DEVELOPMENT:  
COOLING



54.D2701509  
BRACKET:SUPPO  
RTING PLATE:DOO  
R:FRONT RIGHT  
201608-04 O/O

55.D1791505  
STOPPER:GUIDE P  
LATE:VERTICAL T  
RANSPORT

1.03540080N  
(x12)  
SCREW:M4X8


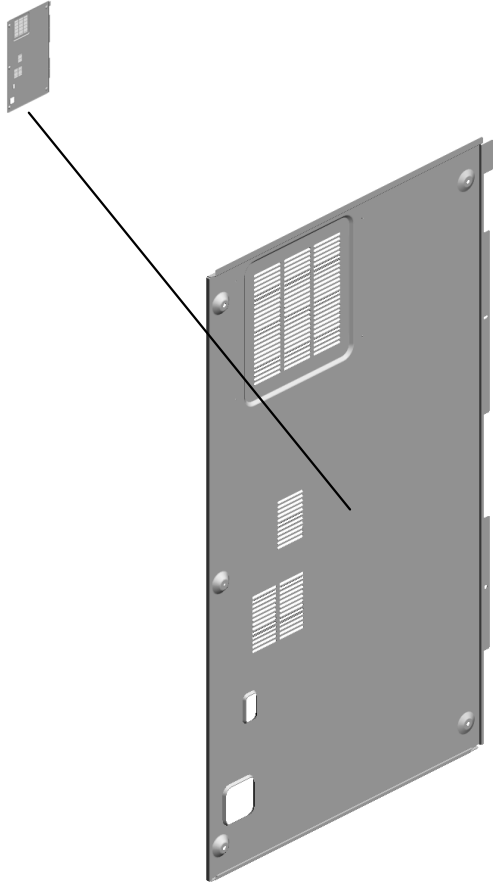


D1791506  
[A]  
SUPPORTING PLA  
TE:DOOR:FRONT  
RIGHT:ASS'Y  
201808-06 O/O

U001	U002	U003	U004	U005	U006	U007	U008	U009	U010	U011	U012	U013	U014	U015	U016	U017	U018	U019	U020	U021
------	------	------	------	------	------	------	------	------	------	------	------	------	------	------	------	------	------	------	------	------

U001\_S005  
COVER:MAIN:REAR:SUB-ASS'Y

113.D0BX1516  
COVER:MAIN:REA  
R:PEEN  
202011-01 X/O



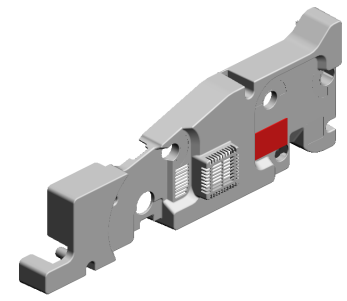
112.D0BX1427  
COVER:MAIN:REA  
R:SUB-ASS'Y  
202011-02

U001	U002	U003	U004	U005	U006	U007	U008	U009	U010	U011	U012	U013	U014	U015	U016	U017	U018	U019	U020	U021
------	------	------	------	------	------	------	------	------	------	------	------	------	------	------	------	------	------	------	------	------



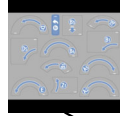


U001\_S006  
INNER COVER:PULL OUT:RIGHT:ASS'Y

108.D1797648 108.D1797648  
DECAL:MULTI-LAN DECAL:MULTI-LAN  
GUAGE:MAIN:12 GUAGE:MAIN:12  
201811-04 O/O 202006-01 O/O

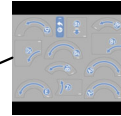


62.D1791547  
[A]  
INNER COVER:PUL  
L OUT:RIGHT:ASS'  
Y  
201609-03 O/O

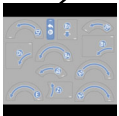
108.D1797648  
DECAL:MULTI-LAN  
GUAGE:MAIN:12  
202006-04 O/O



16.D0462863  
DECAL:H-TEMP W  
ARNING:PAPER FE  
ED



108.D1797648  
DECAL:MULTI-LAN  
GUAGE:MAIN:12  
202006-02 O/O



108.D1797648  
DECAL:MULTI-LAN  
GUAGE:MAIN:12  
202006-03 O/O



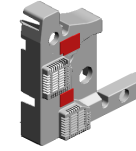
D1791537  
[A]  
INNER COVER:PUL  
L OUT:RIGHT:ASS'  
Y  
201609-03 O/O

U001	U002	U003	U004	U005	U006	U007	U008	U009	U010	U011	U012	U013	U014	U015	U016	U017	U018	U019	U020	U021
------	------	------	------	------	------	------	------	------	------	------	------	------	------	------	------	------	------	------	------	------

U001\_S007  
INNER COVER:PULL OUT:LEFT:ASS'Y

82.D1794873  
DECAL:PULL OUT:  
LEFT:D5

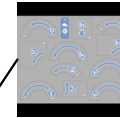
105.D1791549  
[A]  
INNER COVER:PUL  
L OUT:LEFT:ASS'Y  
201709-01 O/O



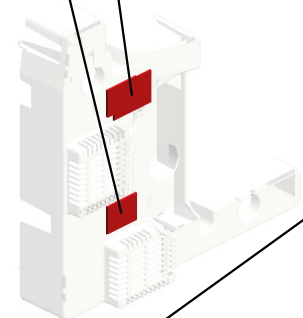
16.D0462863  
(x2)  
DECAL:H-TEMP W  
ARNING:PAPER FE  
ED



108.D1797648  
DECAL:MULTI-LAN  
GUAGE:MAIN:12  
202006-05 O/O



D1791539  
[A]  
INNER COVER:PUL  
L OUT:LEFT:ASS'Y  
201709-01 O/O

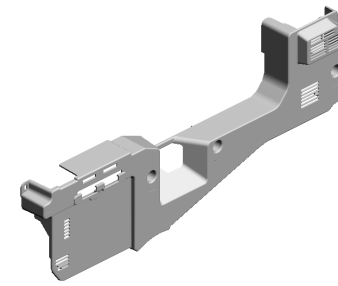
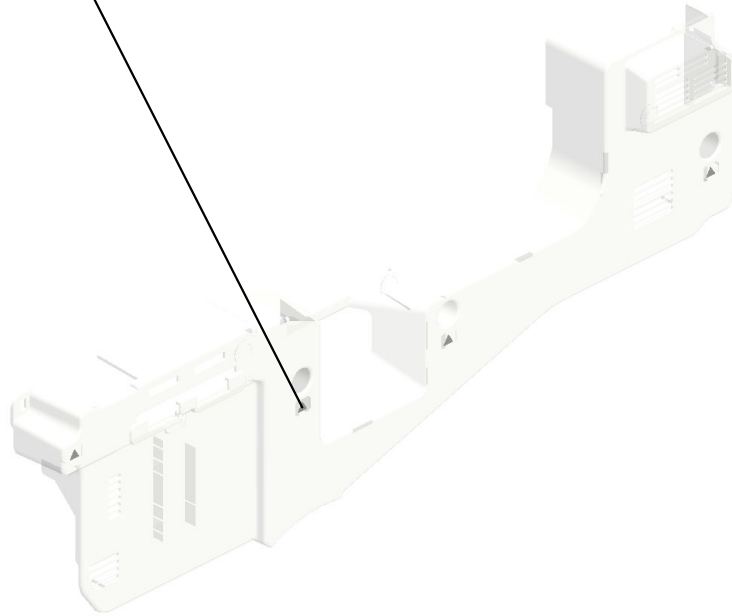



108.D1797648  
DECAL:MULTI-LAN  
GUAGE:MAIN:12  
202006-06 O/O



U001\_S008  
INNER COVER:INTERMEDIATE TRANSFER:ASS'Y

18.D0743829  
(x4)  
DECAL:POSITIONI  
NG DISPLAY:TCRU

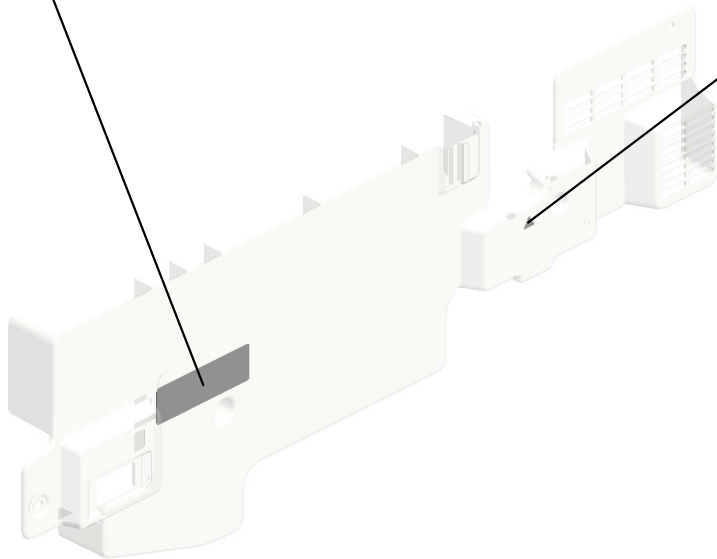


64.D1791543  
INNER COVER:INT  
ERMEDIATE TRAN  
SFER:ASS'Y


U001	U002	U003	U004	U005	U006	U007	U008	U009	U010	U011	U012	U013	U014	U015	U016	U017	U018	U019	U020	U021
------	------	------	------	------	------	------	------	------	------	------	------	------	------	------	------	------	------	------	------	------

U001\_S009  
INNER COVER:LEFT UPPER:ASS'Y

17.D0591273  
DECAL:MAIN SWIT  
CH



18.D0743829  
DECAL:POSITIONI  
NG DISPLAY:TCRU



65.D1791565  
[A]  
INNER COVER:LEF  
T UPPER:ASS'Y  
201606-01 X/O





D1791545  
[A]  
INNER COVER:LEF  
T UPPER:ASS'Y  
201606-01 X/O

U001	U002	U003	U004	U005	U006	U007	U008	U009	U010	U011	U012	U013	U014	U015	U016	U017	U018	U019	U020	U021
------	------	------	------	------	------	------	------	------	------	------	------	------	------	------	------	------	------	------	------	------

U001\_S010  
INNER COVER:REVERSE SUB-UNIT:LOWER:ASS'Y

12.B1325996  
DECAL:TOTAL CO  
UNTER



66.D1791558  
INNER COVER:RE  
VERSE SUB-UNIT:  
LOWER:ASS'Y

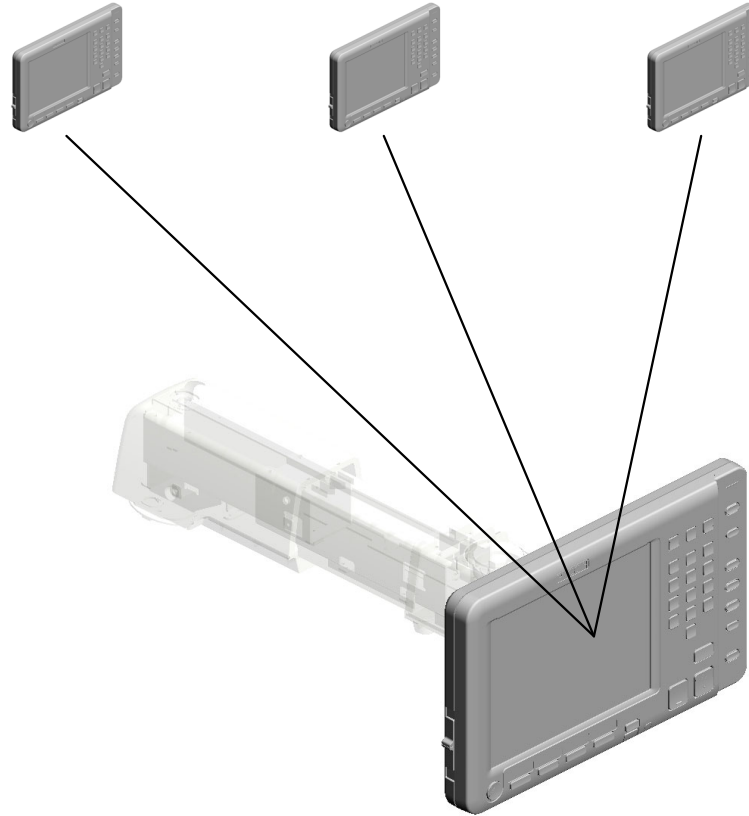
U001	U002	U003	U004	U005	U006	U007	U008	U009	U010	U011	U012	U013	U014	U015	U016	U017	U018	U019	U020	U021
------	------	------	------	------	------	------	------	------	------	------	------	------	------	------	------	------	------	------	------	------

# U002.OPERATION

U002 S001  
D1797231  
(EU);OPERATION SUB-UNIT:  
B-C1:EU:ASS'Y

U002 S002  
D1797232  
(CHN);OPERATION SUB-UNI  
T:ASS'Y


U002 S003  
D1797230  
(NA);OPERATION SUB-UNIT:  
ASS'Y



U001	<b>U002</b>	U003	U004	U005	U006	U007	U008	U009	U010	U011	U012	U013	U014	U015	U016	U017	U018	U019	U020	U021
------	-------------	------	------	------	------	------	------	------	------	------	------	------	------	------	------	------	------	------	------	------

# U002\_S001.(EU):OPERATION SUB-UNIT:B-C1:EU:ASS'Y

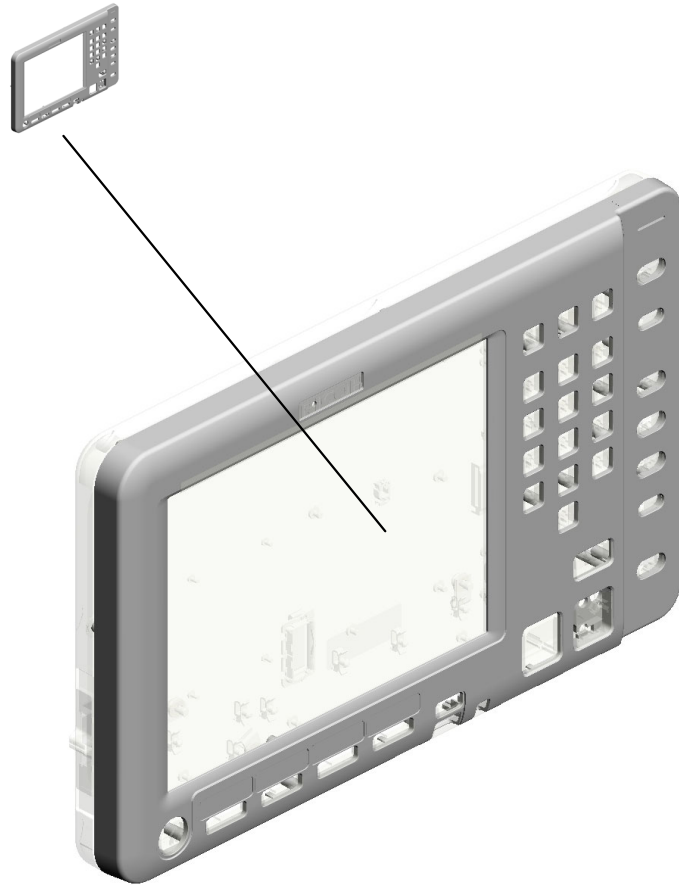
U002 S001 S001  
D1797303  
(EU):COVER:FRONT:ASS'Y



U001	<b>U002</b>	U003	U004	U005	U006	U007	U008	U009	U010	U011	U012	U013	U014	U015	U016	U017	U018	U019	U020	U021
------	-------------	------	------	------	------	------	------	------	------	------	------	------	------	------	------	------	------	------	------	------

# U002\_S002.(CHN):OPERATION SUB-UNIT:ASS'Y


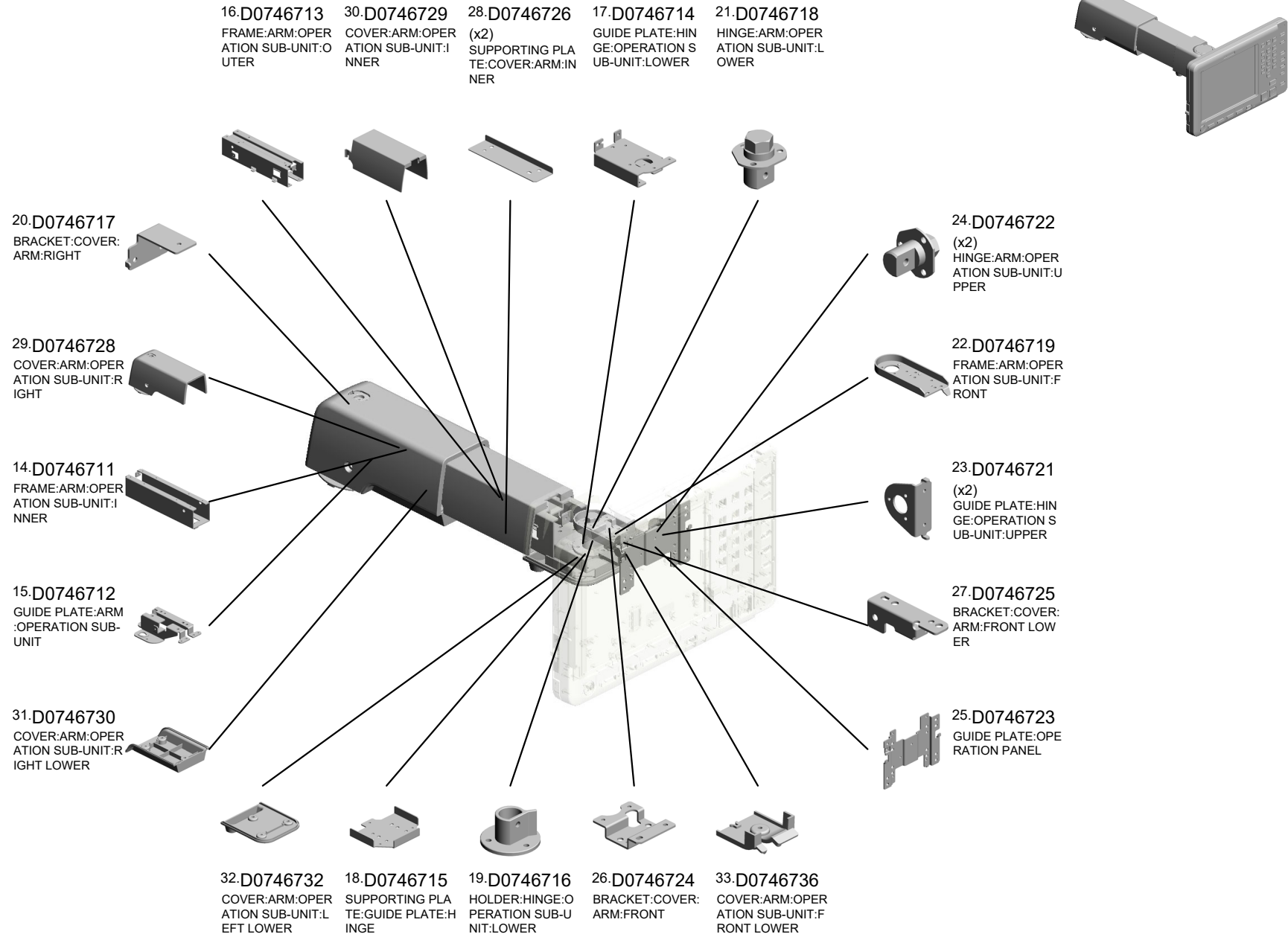
U002 S002 S001  
D1797304  
(CHN):COVER:FRONT:CHN:A  
SSY



U001	<b>U002</b>	U003	U004	U005	U006	U007	U008	U009	U010	U011	U012	U013	U014	U015	U016	U017	U018	U019	U020	U021
------	-------------	------	------	------	------	------	------	------	------	------	------	------	------	------	------	------	------	------	------	------




# U002 OPERATION

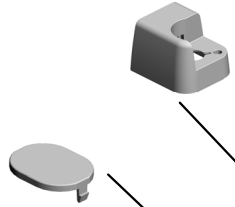


# U002 OPERATION


43.D1797220 34.D0746737  
COVER:ARM:OPER  
ATION SUB-UNIT:F  
RONT CAP:COVER:ARM:  
FRONT





35.D0746738  
CAP:COVER:ARM:  
RIGHT



44.D1797233  
COVER:ARM:OPER  
ATION SUB-UNIT:F  
RONT



36.D0746739  
HOLDER:HINGE:  
OPERATION SUB-U  
NIT:UPPER



U002\_S001  
(EU):OPERATION SUB-UNIT:B-C1:EU:ASS'Y



41.D1797231  
[A]  
(EU):OPERATION S  
UB-UNIT:B-C1:EU:  
ASS'Y  
201507-06 O/O

- 11.11060911 BUSHING:SB-1909
- 2.03530040N (x18) SCREW - M3X4
- 4.04523010P (x4) BINDING SELF-TAPPING SCREW:3X10
- 3.04503010N (x36) TAPPING SCREW - M3X10
- 39.D0951790 KEYTOP:INTERRUPT

12.B2341542 (x2) SPACER - TOUCH PANEL L

48.D1797299 LCD:10.4SVGA\_SH

45.D1797250 PCB:LCD CAR2FT.ASS'Y

13.B2341543 (x2) SPACER - TOUCH PANEL S

6.11050511 (x10) HARNESS CLAMP - LWS-0306ZC

7.11050529 NYLON CLAMP-EM T-3N

1.03520040N (x9) SCREW M2X4

9.11050621 CLAMP - SB-2712

47.D1957238 PCB:IOKEY:ASS'Y 201606-03 O/O

5.09544008N (x3) SCREW - M4X8

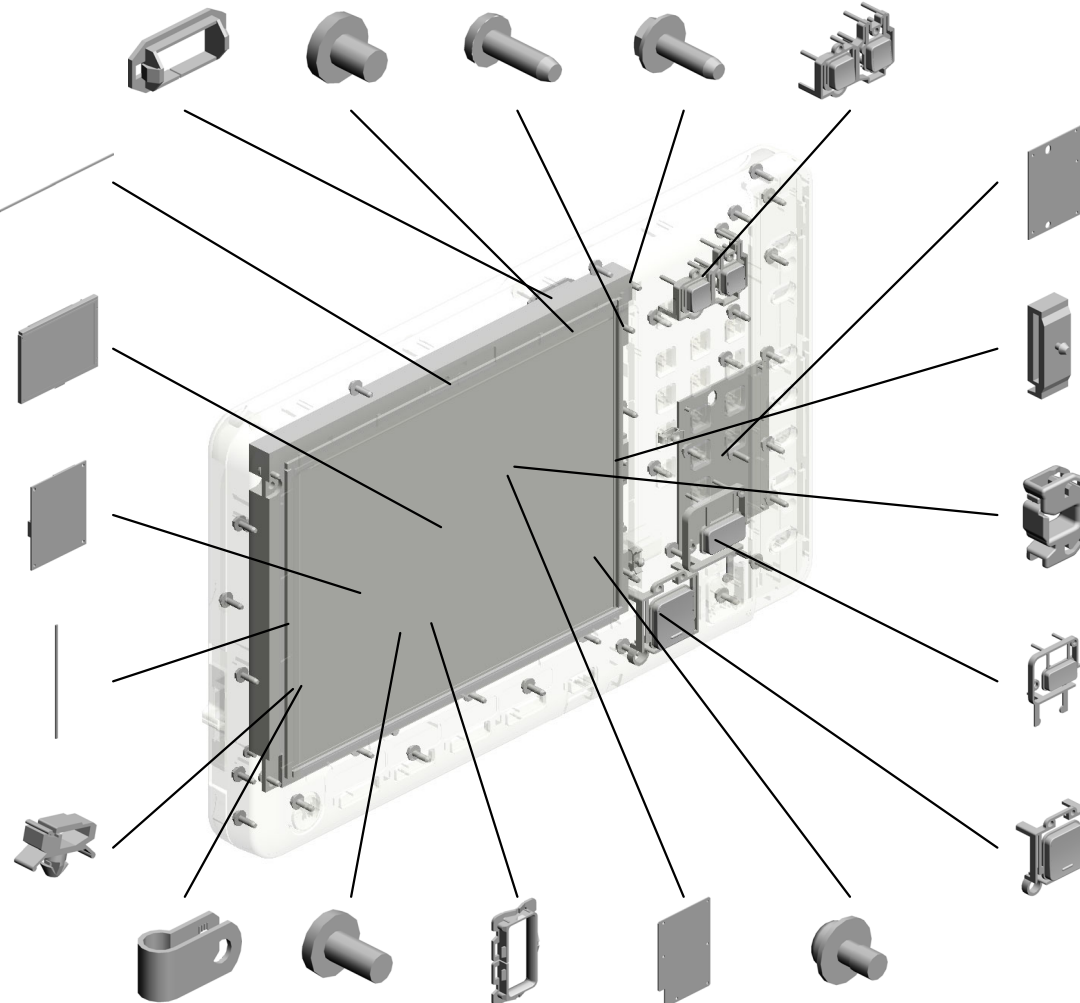
46.D1797254 PCB:SVGA:SDUSB:ASS'Y 201412-02 X/O

8.11050603 CLAMP:FFC-20

10.11050692 CLAMP:LES-0503

37.D0951788 KEYTOP:TRY PRINT

38.D0951789 KEYTOP:STOP

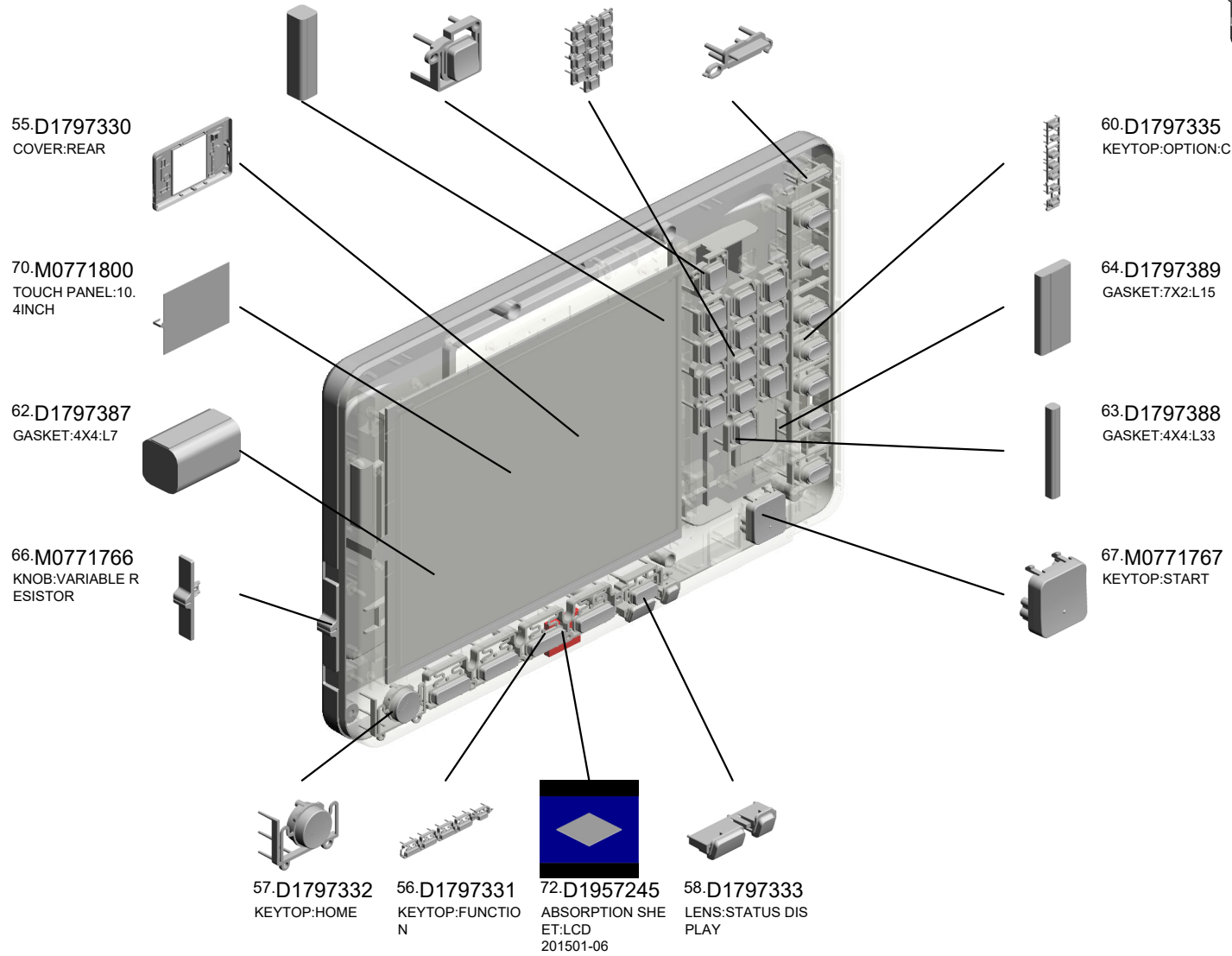


U002\_S001  
 (EU):OPERATION SUB-UNIT:B-C1:EU:ASS'Y

65.D1797390 (x2) GASKET:10X10:L38  
 69.M0771769 KEYTOP:RESET SWITCH  
 68.M0771768 KEYTOP:10KEY  
 59.D1797334 LENS:POWER SOURCE





41.D1797231  
 [A]  
 (EU):OPERATION SUB-UNIT:B-C1:EU:ASS'Y  
 201507-06 O/O



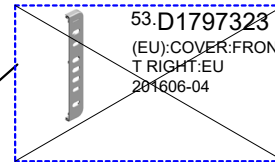

D1797212  
 [A]  
 (EU):OPERATION PANEL:EU:ASS'Y  
 201507-06 O/O

U002\_S001\_S001  
(EU):COVER:FRONT:ASS'Y

3.04503010N  
(x2)  
TAPPING SCREW -  
M3X10



73.D1797303  
(EU):COVER:FRON  
T:ASS'Y



53.D1797323  
(EU):COVER:FRON  
T RIGHT:EU  
201606-04

U002\_S002  
(CHN):OPERATION SUB-UNIT:ASS'Y

- 11.11060911 BUSHING:SB-1909
- 2.03530040N (x18) SCREW - M3X4
- 4.04523010P (x4) BINDING SELF-TAPPING SCREW:3X10
- 3.04503010N (x36) TAPPING SCREW - M3X10
- 39.D0951790 KEYTOP:INTERRUPT



42.D1797232  
[A]  
(CHN):OPERATION SUB-UNIT:ASS'Y  
201509-03 O/O

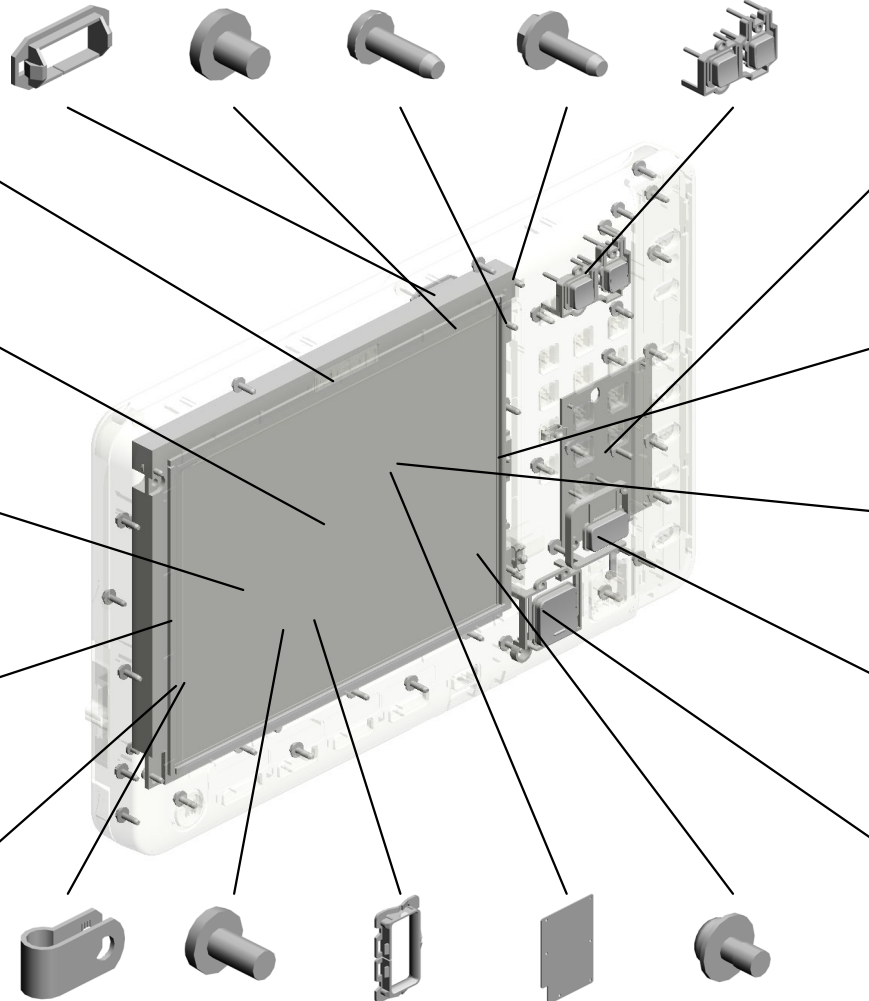
12.B2341542 (x2) SPACER - TOUCH PANEL L

48.D1797299 LCD:10.4SVGA\_SH

45.D1797250 PCB:LCD CAR2FT.ASS'Y

13.B2341543 (x2) SPACER - TOUCH PANEL S

6.11050511 (x10) HARNESS CLAMP - LWS-0306ZC



- 7.11050529 NYLON CLAMP-EM T-3N
- 1.03520040N (x9) SCREW M2X4
- 9.11050621 CLAMP - SB-2712
- 47.D1957238 PCB:IOKEY:ASS'Y 201606-03 O/O
- 5.09544008N (x3) SCREW - M4X8

46.D1797254 PCB:SVGA:SDUSB:ASS'Y 201412-02 X/O

8.11050603 CLAMP:FFC-20

10.11050692 CLAMP:LES-0503

37.D0951788 KEYTOP:TRY PRINT

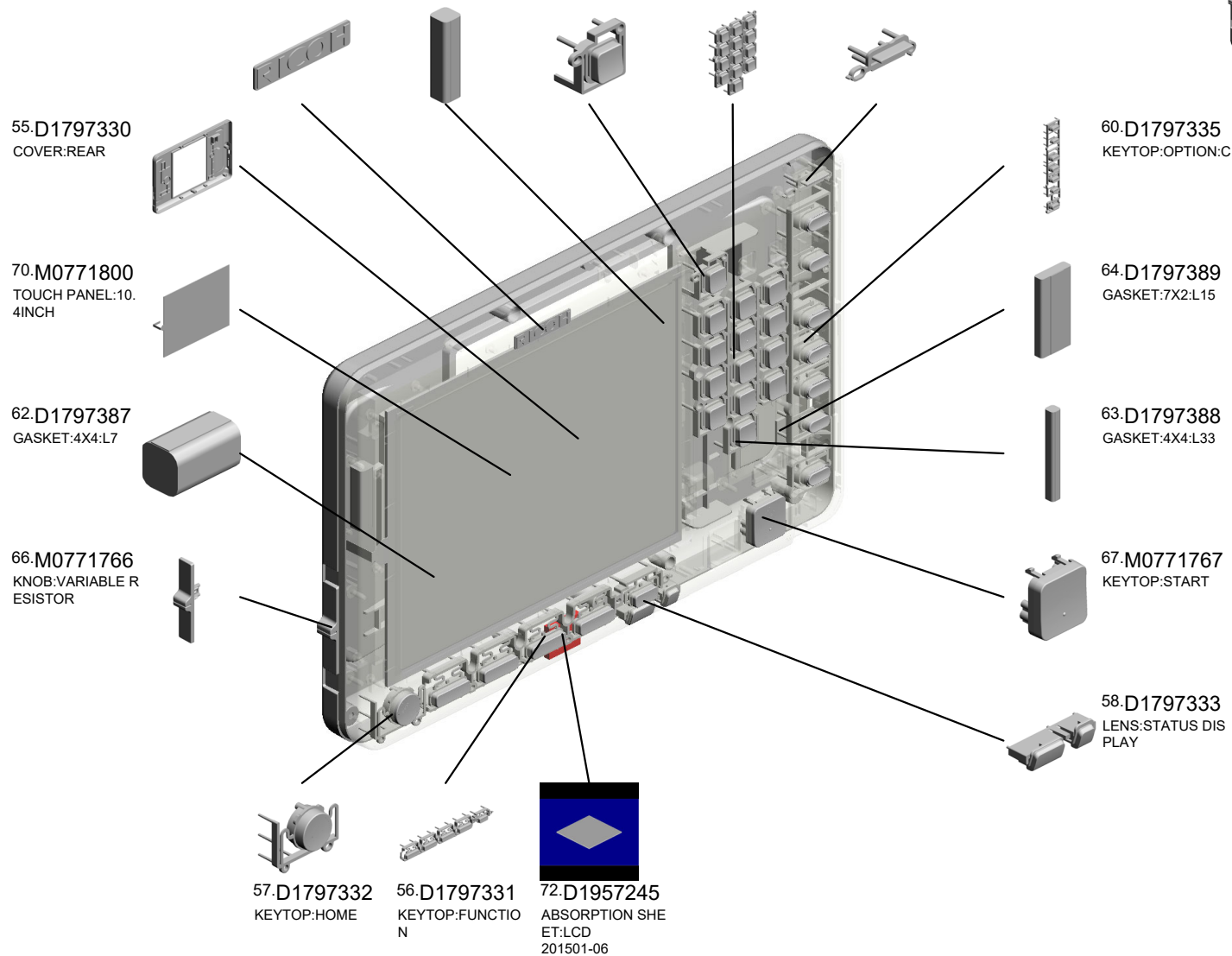
38.D0951789 KEYTOP:STOP

U002\_S002  
(CHN):OPERATION SUB-UNIT:ASS'Y

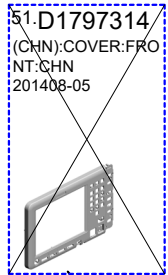
61.D1797350 (NA/CHN):PLATE:LOGO:RIC  
65.D1797390 (x2) GASKET:10X10:L38  
69.M0771769 KEYTOP:RESET SWITCH  
68.M0771768 KEYTOP:10KEY  
59.D1797334 LENS:POWER SOURCE



42.D1797232  
[A]  
(CHN):OPERATION SUB-UNIT:ASS'Y  
201509-03 O/O



U002\_S002\_S001  
(CHN):COVER:FRONT:CHN:ASS'Y

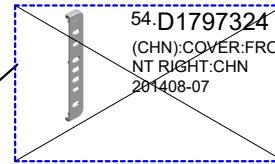


51.D1797314  
(CHN):COVER:FRO  
NT:CHN  
201408-05


3.04503010N  
(x2)  
TAPPING SCREW -  
M3X10



71.D1797304  
(CHN):COVER:FRO  
NT:CHN:ASS'Y



54.D1797324  
(CHN):COVER:FRO  
NT RIGHT:CHN  
201408-07



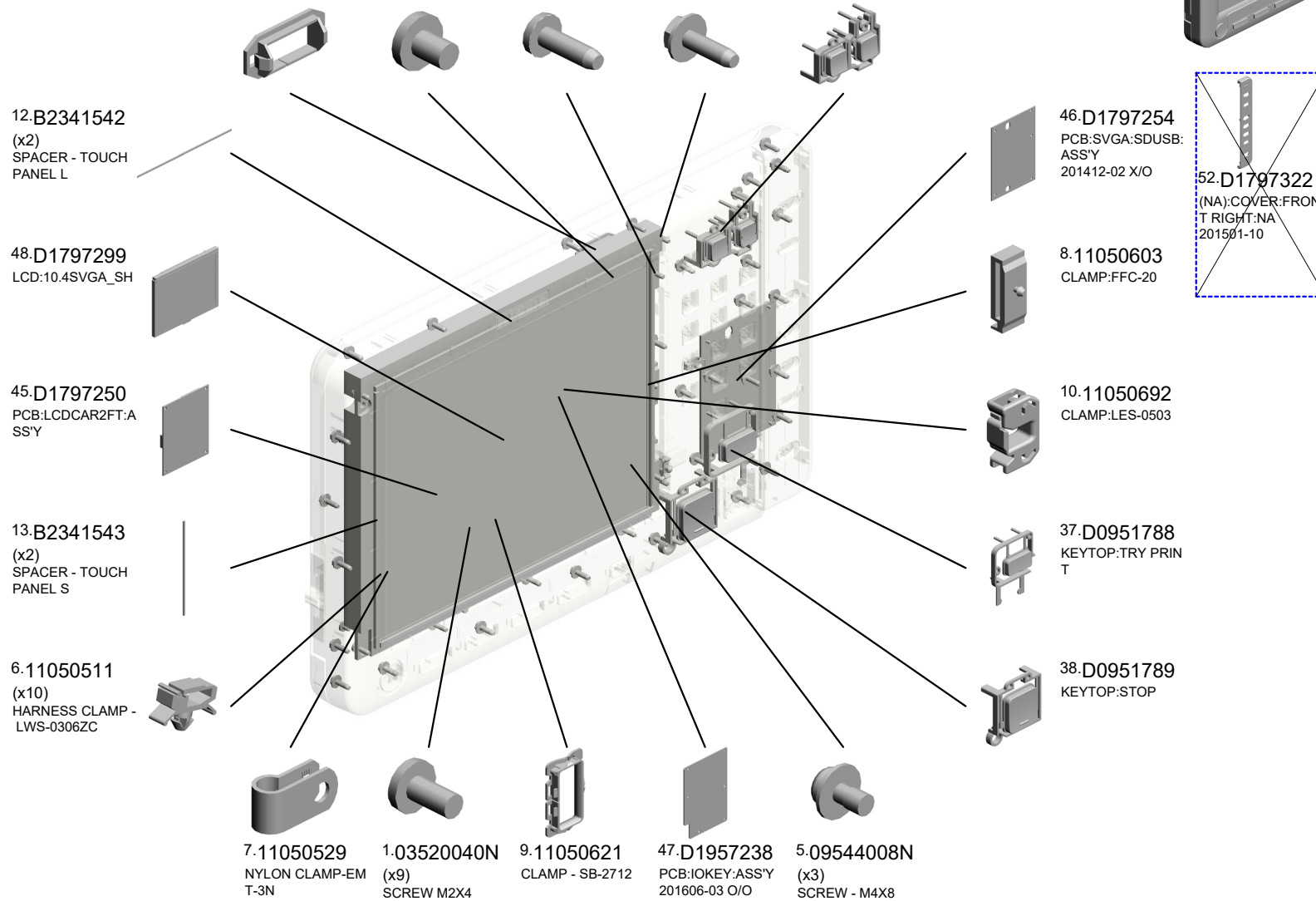


U002\_S003  
(NA):OPERATION SUB-UNIT:ASS'Y

- 11.11060911 BUSHING:SB-1909
- 2.03530040N (x18) SCREW - M3X4
- 4.04523010P (x4) BINDING SELF-TAPPING SCREW:3X10
- 3.04503010N (x38) TAPPING SCREW - M3X10
- 39.D0951790 KEYTOP:INTERRUPT



74.D1797230  
[A]  
(NA):OPERATION SUB-UNIT:ASS'Y  
201509-02 O/O

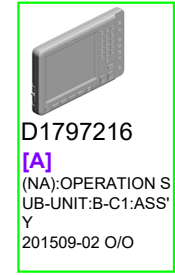
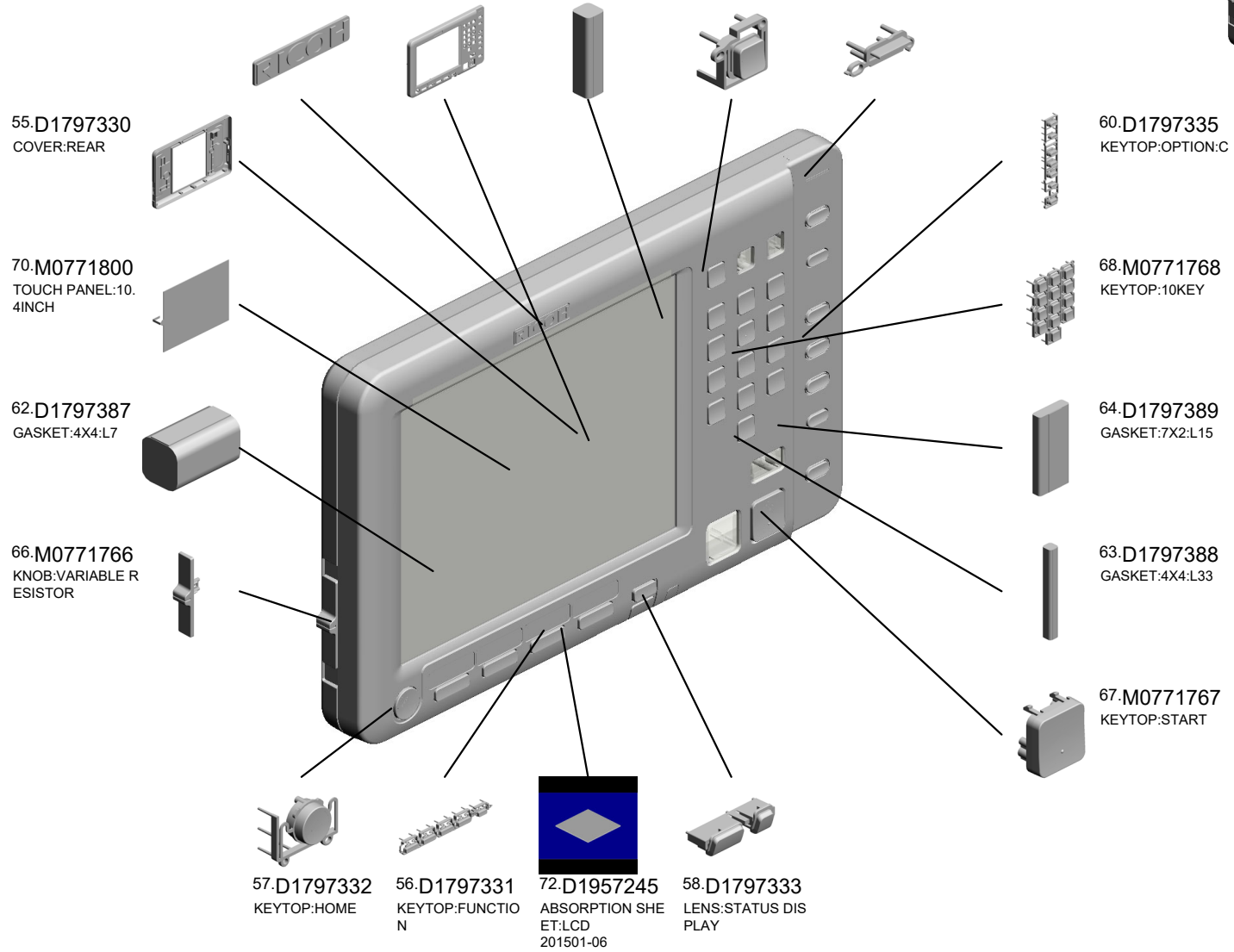


U002\_S003  
(NA):OPERATION SUB-UNIT:ASS'Y

- 61.D1797350 (NA):CHN):PLATE:LOGO:RIC
- 49.D1797302 (NA):COVER:FRONT:NA:ASS'Y 201501-09 X/O
- 65.D1797390 (x2) GASKET:10X10:L38
- 69.M0771769 KEYTOP:RESET SWITCH
- 59.D1797334 LENS:POWER SOURCE

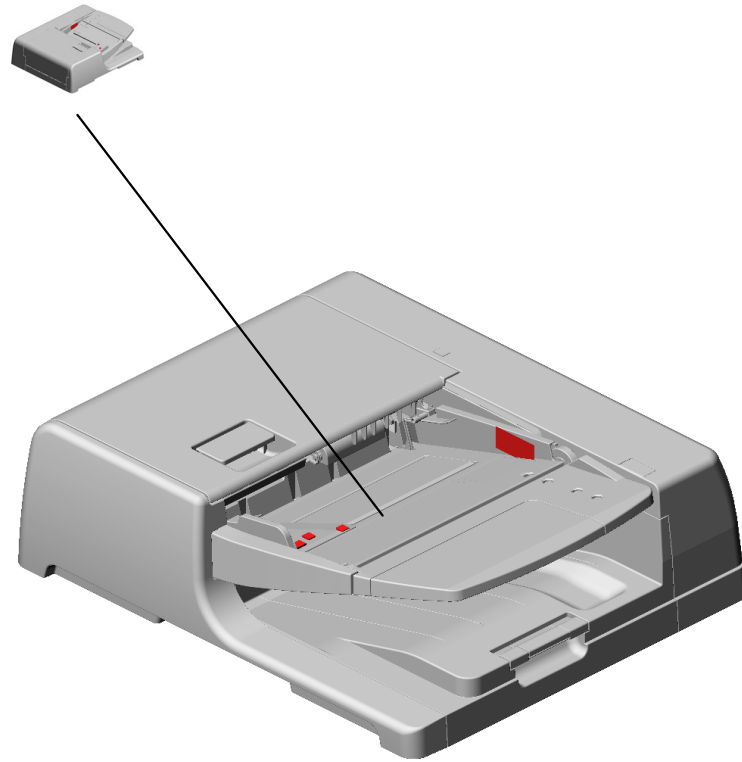


- 74.D1797230 [A] (NA):OPERATION SUB-UNIT:ASS'Y 201509-02 O/O



# U003.ADF SECTION

U003 S001  
D1797705  
ADF:SINAI-B:ASS'Y



U001	U002	U003	U004	U005	U006	U007	U008	U009	U010	U011	U012	U013	U014	U015	U016	U017	U018	U019	U020	U021
------	------	------	------	------	------	------	------	------	------	------	------	------	------	------	------	------	------	------	------	------

# U003\_S001.ADF:SINAI-B:ASS'Y

U003 S001 S006  
D7314370  
COVER:PAPER FEED:ASS'Y

U003 S001 S001  
D7312202  
SHAFT:SEPARATION:ASS'Y

U003 S001 S002  
D6833646  
GUIDE:CONTACT IMAGE SE  
NSOR:EXIT:LOWER:ASS'Y

U003 S001 S004  
D6833411  
GUIDE:SCANNING:ENTRANC  
E:LOWER:SUB-ASS'Y

U003 S001 S007  
D7314510  
COVER:LOWER:ASS'Y

U003 S001 S005  
D3B04730  
PRESSURE PLATE:ASS'Y

U003 S001 S003  
D6833662  
GUIDE PLATE:CONTACT IMA  
GE SENSOR:ENTRANCE:AS  
SY

U001	U002	U003	U004	U005	U006	U007	U008	U009	U010	U011	U012	U013	U014	U015	U016	U017	U018	U019	U020	U021
------	------	------	------	------	------	------	------	------	------	------	------	------	------	------	------	------	------	------	------	------

# U003\_S001\_S001.SHAFT:SEPARATION:ASS'Y

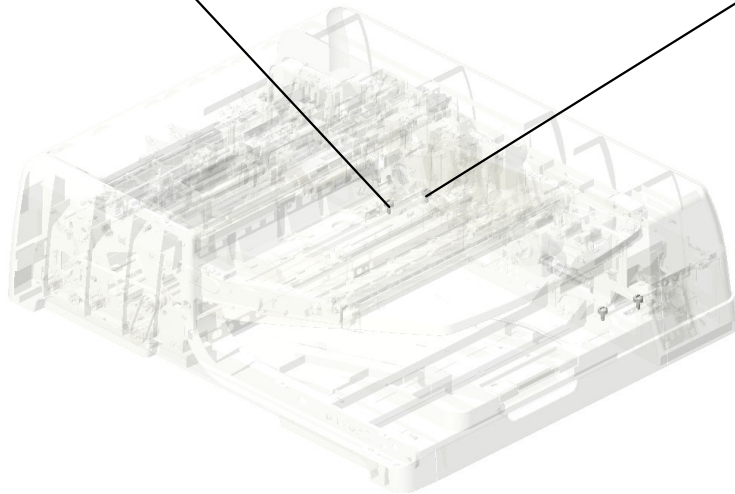
U003 S001 S001 S001  
D6832240  
GUIDE:PAPER FEED:ENTRA  
NCE:INNER BACK:ASSY



U001	U002	U003	U004	U005	U006	U007	U008	U009	U010	U011	U012	U013	U014	U015	U016	U017	U018	U019	U020	U021
------	------	------	------	------	------	------	------	------	------	------	------	------	------	------	------	------	------	------	------	------

U003  
ADF SECTION

86.D5406121  
(x2)  
FULL DUG POINT  
SCREW:FIX:HINGE



31.A8597211  
(x2)  
STEPPED SCREW

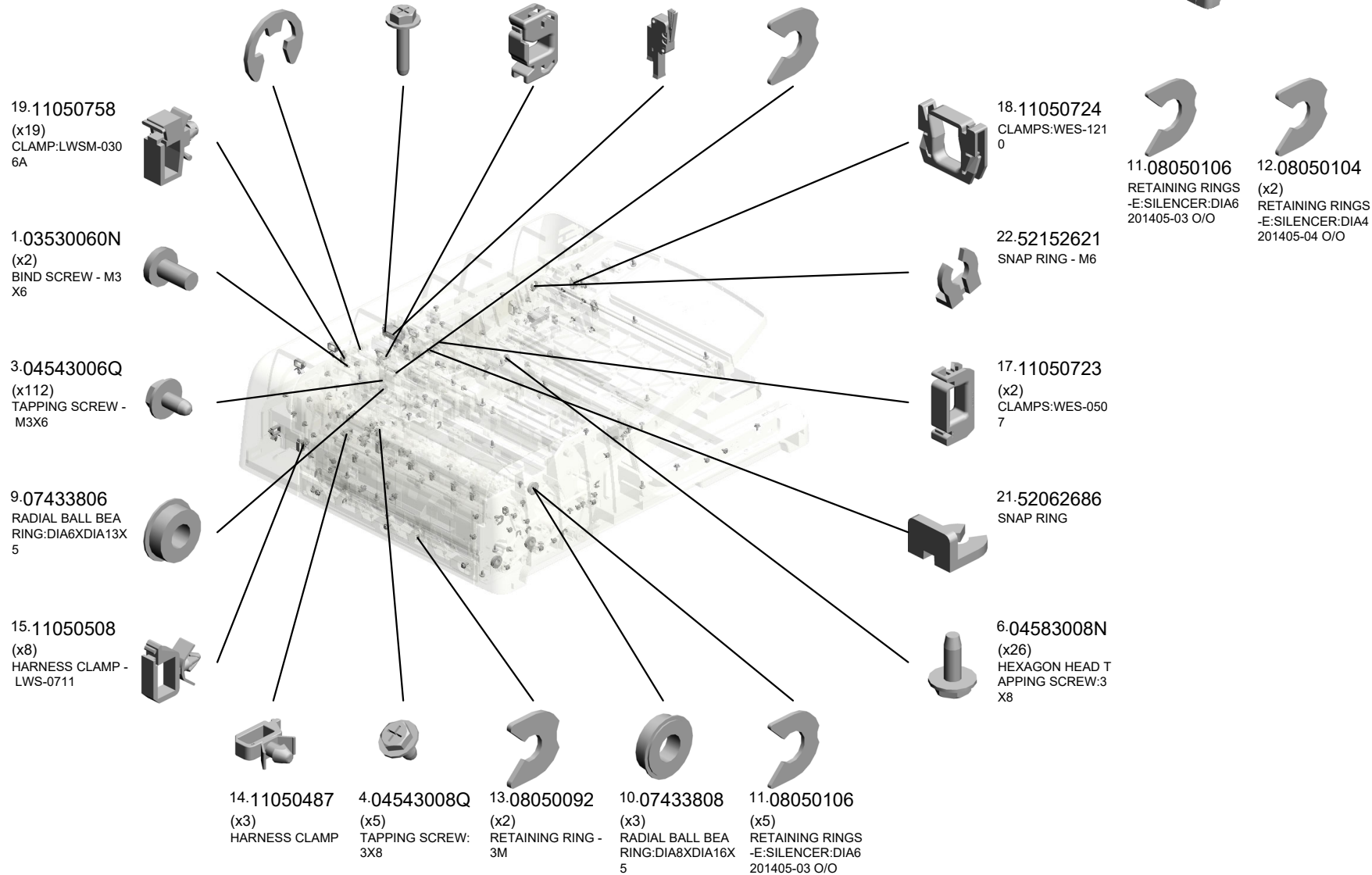


U003\_S001  
ADF:SINAI-B:ASS'Y

- 7.07200040E (x3) RETAINING RING - M4
- 5.04543014Q (x4) TAPPING SCREW: 3X14
- 16.11050692 (x5) CLAMP:LES-0503
- 20.12042612 (x2) MICRO SWITCH:D3 V-16506-3C25
- 12.08050104 (x10) RETAINING RINGS -E:SILENCER:DIA4 201405-04 O/O



280.D1797705  
[A]  
ADF:SINAI-B:ASS'Y  
202005-01 O/O



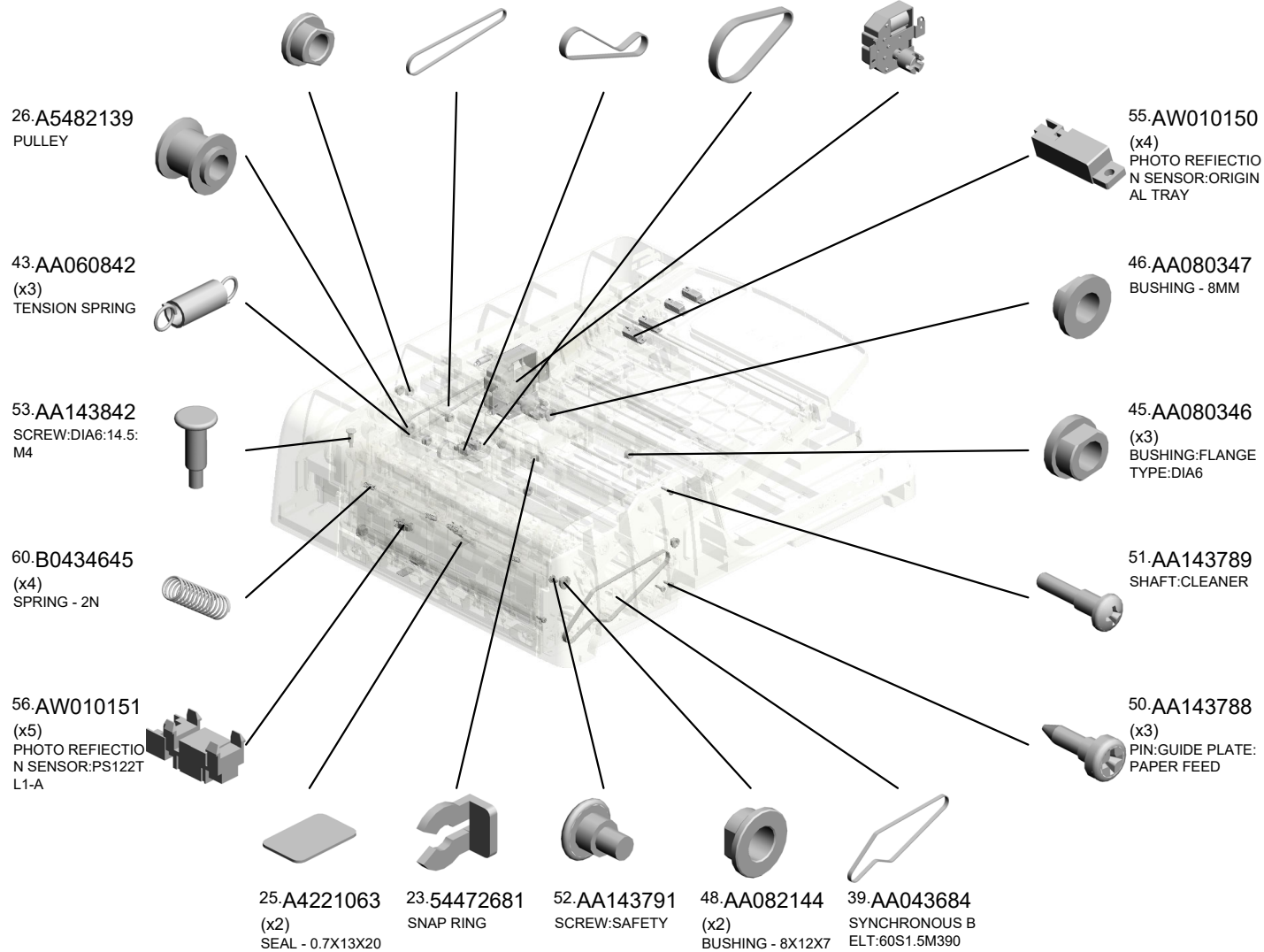
U001	U002	U003	U004	U005	U006	U007	U008	U009	U010	U011	U012	U013	U014	U015	U016	U017	U018	U019	U020	U021
------	------	------	------	------	------	------	------	------	------	------	------	------	------	------	------	------	------	------	------	------

U003\_S001  
ADF:SINAI-B:ASS'Y

- 47.AA082101 (x6) BUSHING - 6X10X6
- 42.AA043698 SYNCHRONOUS B ELT:40S1.5M300
- 38.AA043683 SYNCHRONOUS B ELT:60S1.5M204
- 37.AA043682 SYNCHRONOUS B ELT:60S1.5M150
- 59.AX040254 DC MOTOR:RISING TRAY:ASS'Y:1.007 W:BURUSH



280.D1797705  
[A]  
ADF:SINAI-B:ASS'Y  
202005-01 O/O






U003\_S001  
ADF:SINAI-B:ASS'Y

90.D5431625 GEAR:Z24:SEPARATION  
70.B6523174 TENSION SPRING  
73.B7061859 SCREW:SLIDER:LOCK  
78.B8301135 SCREW  
79.D0951260 CAP:COVER:SCA



280.D1797705  
[A]  
ADF:SINAI-B:ASS'Y  
202005-01 O/O

89.D5431313  
COMPRESSION SPRING:HINGE:LEFT



62.B3871951  
SPRING - PAPER SIZE SENSOR



83.D4122669  
(x2)  
TENSION SPRING:GUIDE PLATE:PRESSURE:2N




81.D4122653  
BUSHING:DIA6



84.D4123145  
TENSION SPRING:LEVER:MISFEED REMOVAL




91.D5431717  
SHAFT:PULLEY:SCANNING:EXIT



65.B4772622  
(x3)  
DISCHARGE BRUSH:L11



77.B8041180  
(x10)  
DISCHARGE BRUSH:PUNCH UNIT



85.D5224906  
(x9)  
STEPPED SCREW:M3:DIA6:1.7MM:ROUND POINT



67.B4774129  
(x2)  
SPRING - 12N




76.B8022536  
SLIDER:SIDE FENCE



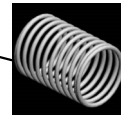
75.B8022532  
SPRING PLATE:SIDE FENCE




88.D5412241  
REVERSE ROLLER:PAPER FEED



68.B4774131  
(x4)  
SPRING



92.D5431821  
TIMING PULLEY:T3/3Z24



U003\_S001  
ADF:SINAI-B:ASS'Y



280.D1797705

[A]  
ADF:SINAI-B:ASS'Y  
202005-01 O/O

- 106.D6831387 TENSION SPRING: ON OFF DETECTOR: PAPER FEED
- 115.D6831620 SHAFT: SEPARATION: DRIVE: INPUT: SUB-ASS'Y
- 105.D6831386 SHAFT: CONTACT POINT: ON OFF DETECTOR: PAPER FEED
- 104.D6831385 BRACKET: SAFETY SWITCH: PAPER FEED
- 103.D6831362 COMPRESSION SPRING: HINGE: RIGHT

113.D6831615 STAY: MOTOR: PAPER FEED

114.D6831617 DC MOTOR: ASS'Y: 20W: BRUSHLESS

112.D6831614 BRACKET: MOTOR: PAPER FEED

100.D6421454 FEELER: APS

94.D5433314 (x4) SHEET: SCANNING: ENTRANCE: MIDDLE

98.D5434393 (x6) CUSHION: GUIDE PLATE: ENTRANCE: PAPER FEED: INNER BACK

97.D5434382 (x2) COMPRESSION SPRING: PULL OUT

99.D5435125 (x2) SPRING PLATE: CONTACT IMAGE SENSOR

111.D6831480 BRACKET: SHEET: CONTACT IMAGE SENSOR: ASS'Y

95.D5433631 ROLLER: SCANNING: BEHIND: ASS'Y

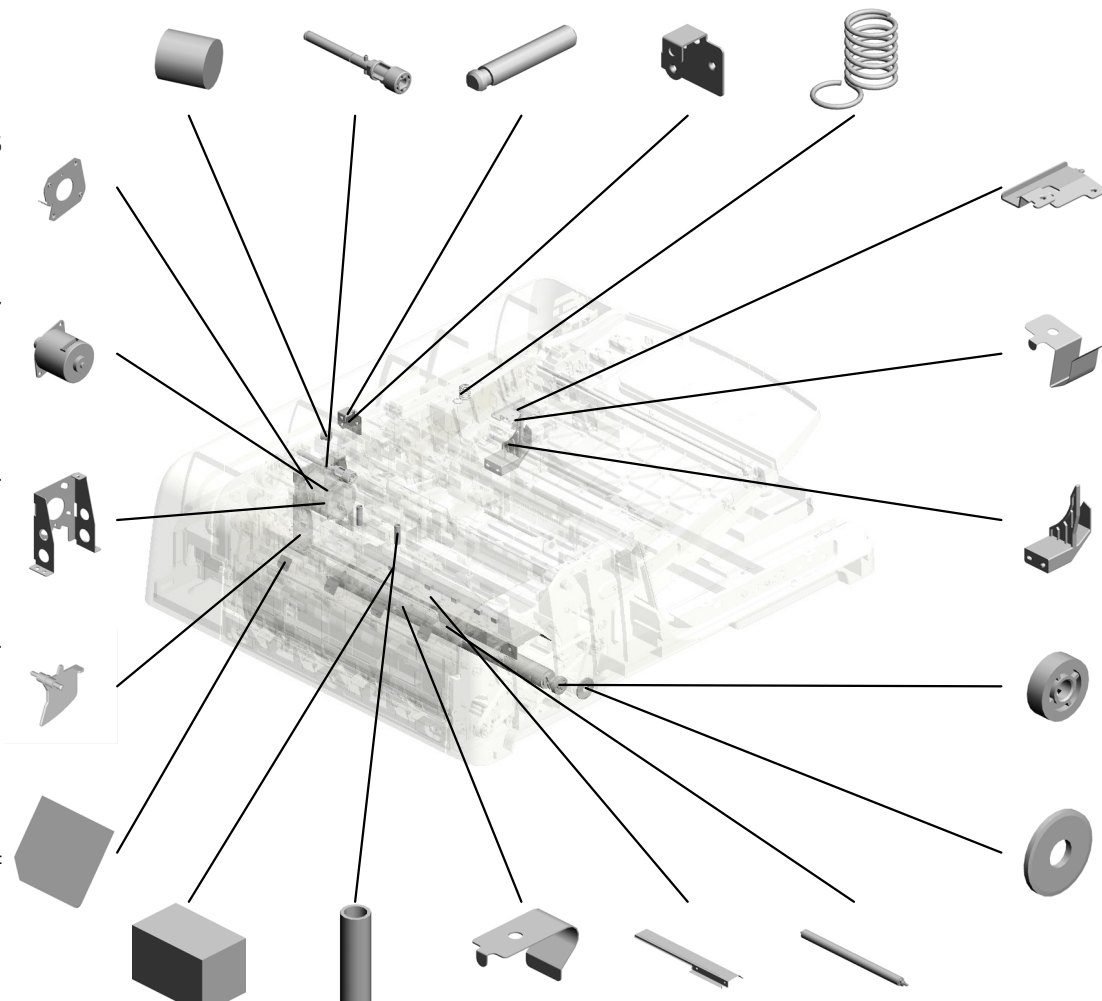
107.D6831413 BRACKET: SAFETY SWITCH

108.D6831414 SPRING PLATE: SAFETY SWITCH

109.D6831415 FEELER: SENSOR: ON OFF DETECTOR

96.D5433635 GEAR: ROLLER: SCANNING: BEHIND

93.D5431822 FLANGE: DIA24



U003\_S001  
ADF:SINAI-B:ASS'Y



280.D1797705  
[A]  
ADF:SINAI-B:ASS'Y  
202005-01 O/O

121.D6831644 SPACER:SHAFT:IN  
PUT:PAPER FEED  
118.D6831640 SHAFT:INPUT:PAP  
ER FEED:SUB-ASS'  
Y  
125.D6831682 TIMING PULLEY:PI  
CKUP:DRIVE  
124.D6831680 CAM:PICKUP  
127.D6831711 BRACKET:MOTOR:  
PULL OUT

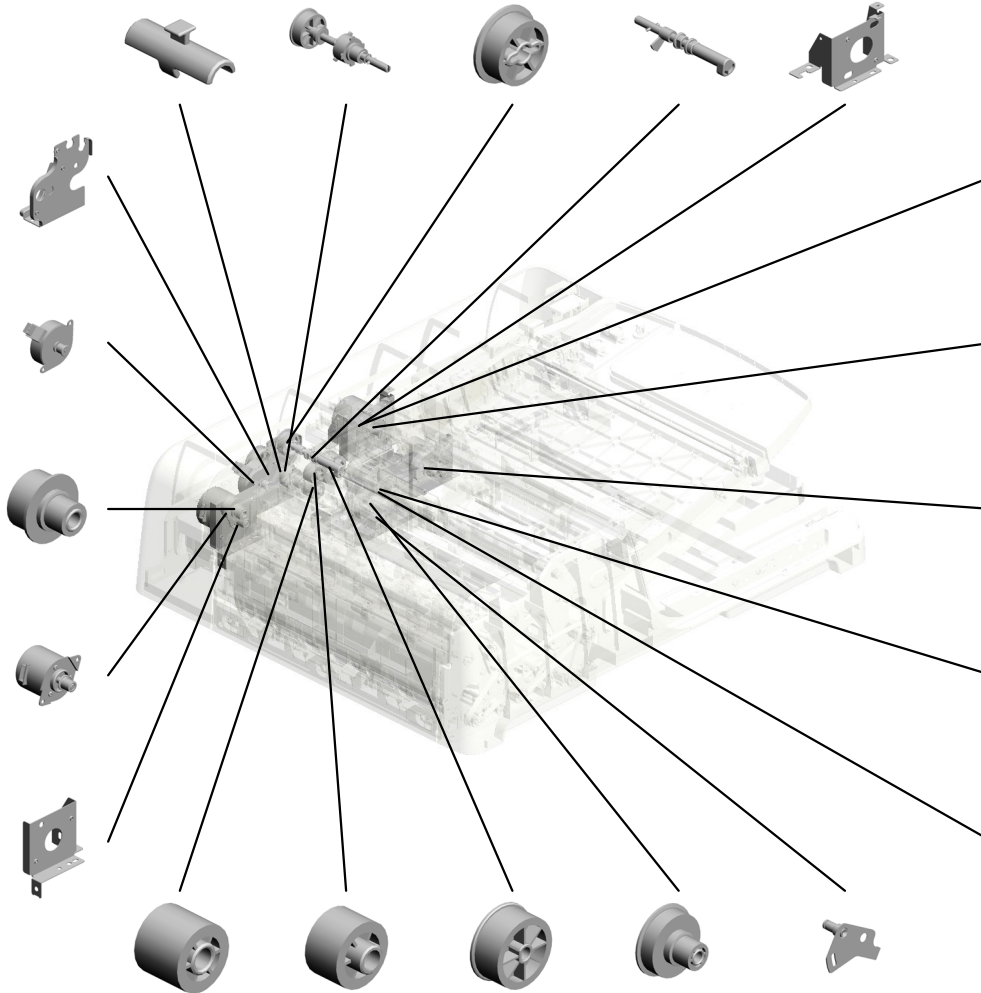
122.D6831671  
BRACKET:MOTOR:  
PICK UP

123.D6831675  
DC STEPPER MOT  
OR:DIA42:T15:S2M:  
ASS'Y

119.D6831642  
TIMING PULLEY:ID  
LER:PULL OUT

130.D6831766  
(x2)  
DC MOTOR:10W:B  
RUSHLESS

129.D6831762  
BRACKET:MOTOR:  
MIDDLE



134.D6831822  
(x2)  
DC MOTOR:20W:S  
CANNING:20W:BR  
USHLESS

128.D6831718  
(x2)  
STAY:MOTOR:PUL  
L OUT

133.D6831814  
TIMING PULLEY:C  
OUPLING:EXIT

131.D6831811  
BRACKET:MOTOR:  
SCANNING:EXIT

116.D6831632  
SHAFT:REVERSE  
ROLLER:SUB-ASS'  
Y

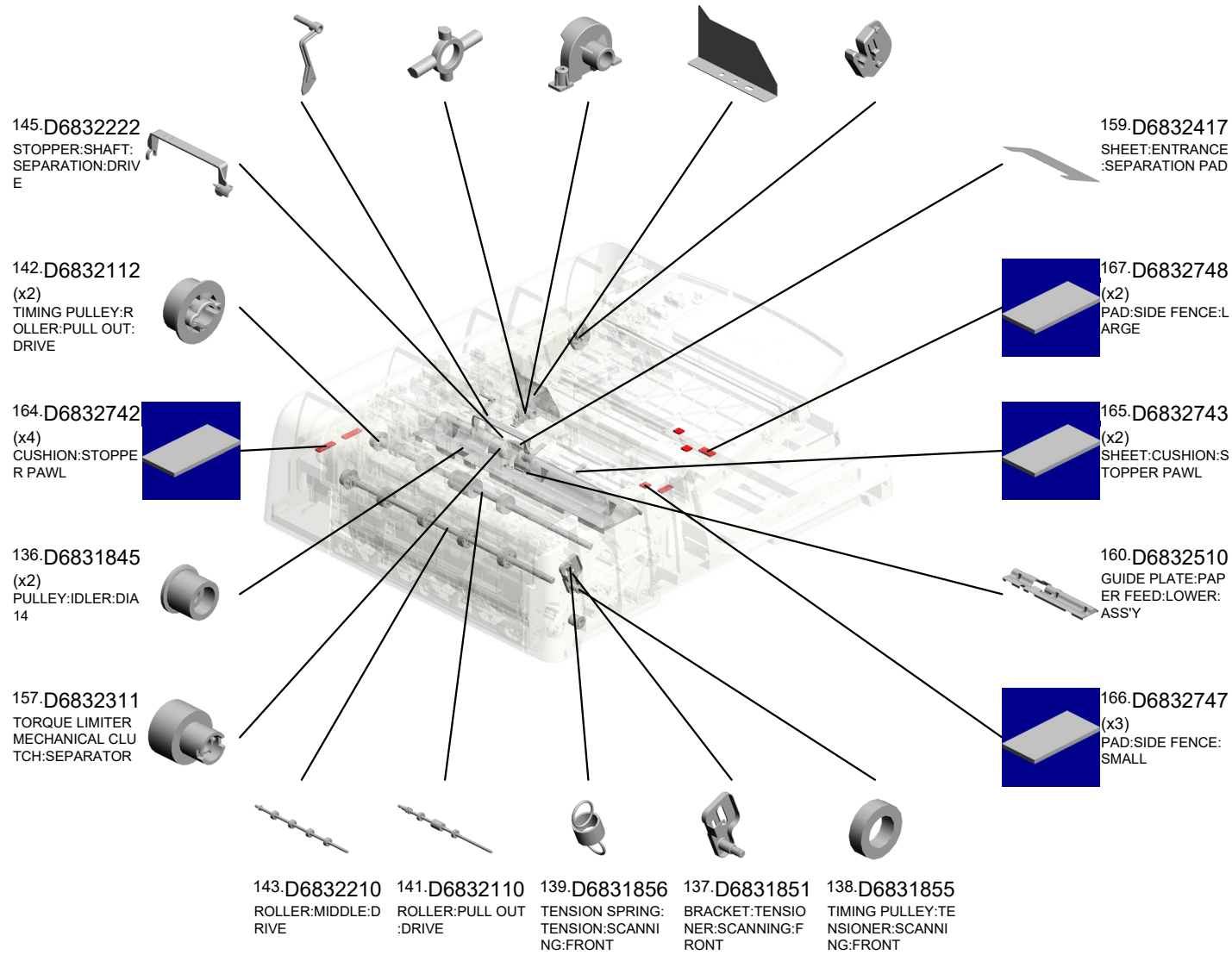
120.D6831643 GEAR:INPUT:PAP  
ER FEED  
126.D6831691 GEAR:PAPER FEE  
D:COUPLING  
117.D6831635 GEAR:REVERSE R  
OLLER:DRIVE  
132.D6831813 TIMING PULLEY:C  
OUPLING:SCANNI  
NG:INNER BACK  
135.D6831841 BRACKET:TENSIO  
NER:SCANNING:IN  
NER BACK

U003\_S001  
ADF:SINAI-B:ASS'Y

- 163.D6832733 FEELER:SENSOR: ORIGINAL SENSOR
- 162.D6832729 JOINT:RISING TRAY:AUXILIARY
- 161.D6832728 STOPPER:RELEASE:SHAFT:BASE
- 140.D6831912 BRACKET:HINGE:RIGHT
- 158.D6832393 HOLDER:ORIGINAL TABLE



280.D1797705  
[A]  
ADF:SINAI-B:ASS'Y  
202005-01 O/O

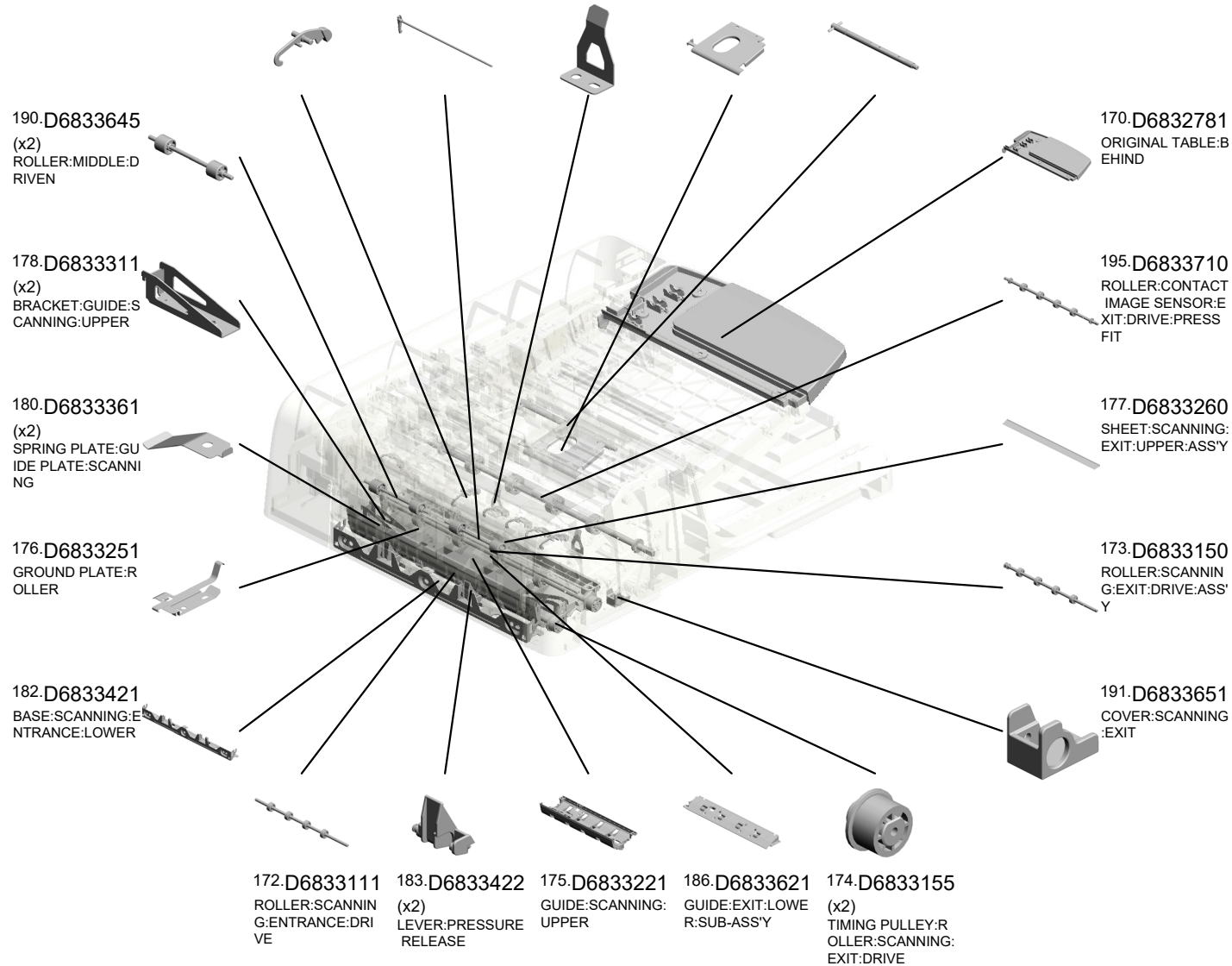


U003\_S001  
ADF:SINAI-B:ASS'Y

- 171.D6832912 (x6) FEELER:PAPER SIZE SENSOR
- 184.D6833510 SHAFT:LEVER:MIS FEED REMOVAL:ASS'Y
- 185.D6833616 (x2) BRACKET:DISCHARGE BRUSH
- 168.D6832752 LEVER:RISE:BASE
- 169.D6832755 SHAFT:RISE:BASE:SUB-ASS'Y



280.D1797705  
[A]  
ADF:SINAI-B:ASS'Y  
202005-01 O/O

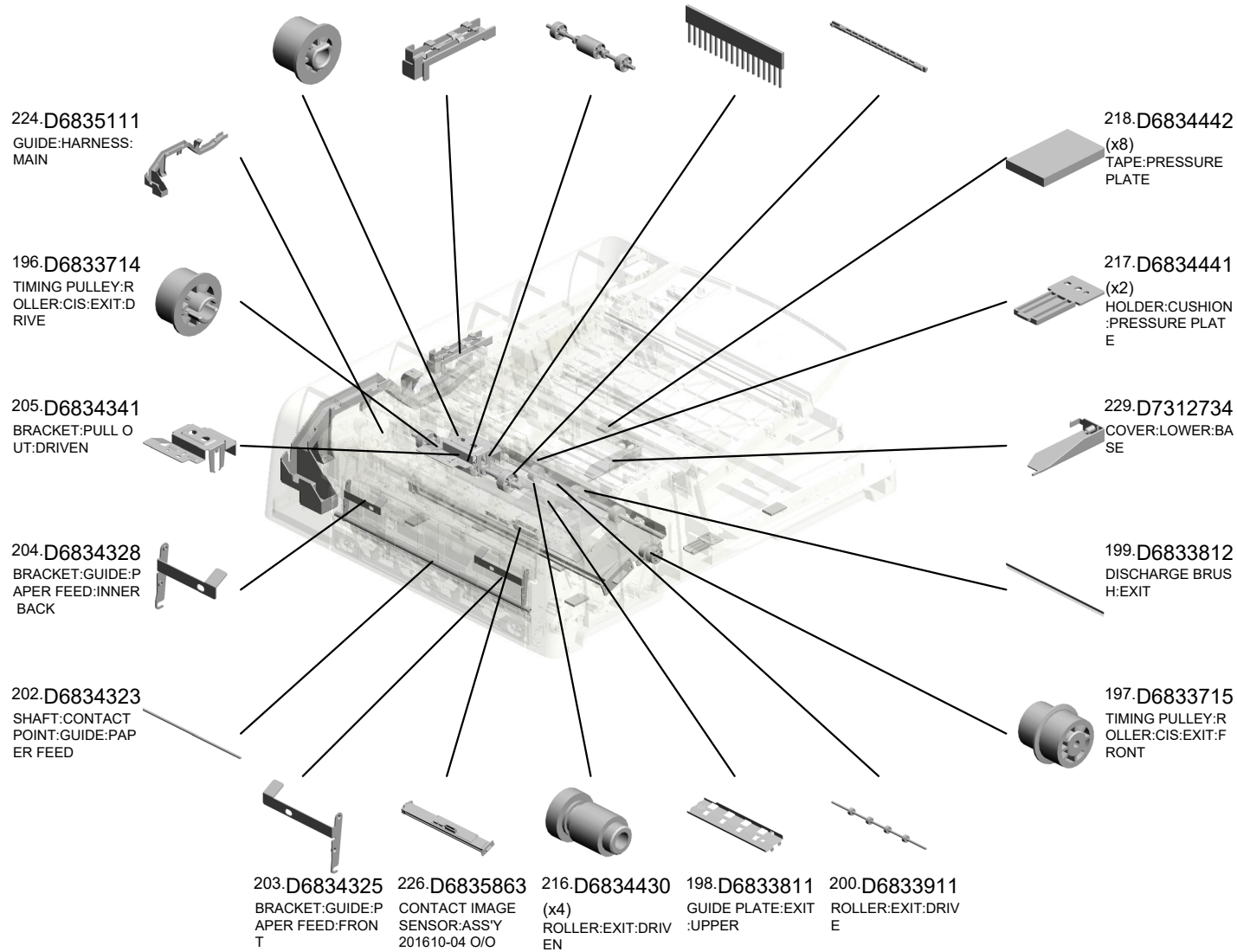


U003\_S001  
ADF:SINAI-B:ASS'Y

- 201.D6833915 TIMING PULLEY:ROLLER:EXIT:DRIVE
- 225.D6835121 GUIDE:HARNES:SUB
- 209.D6834350 DRIVEN ROLLER:PULL OUT
- 208.D6834345 DISCHARGE BRUSH:EXIT:L37
- 215.D6834421 (x2) SHAFT:EXIT:DRIVE



280.D1797705  
[A]  
ADF:SINAI-B:ASS'Y  
202005-01 O/O

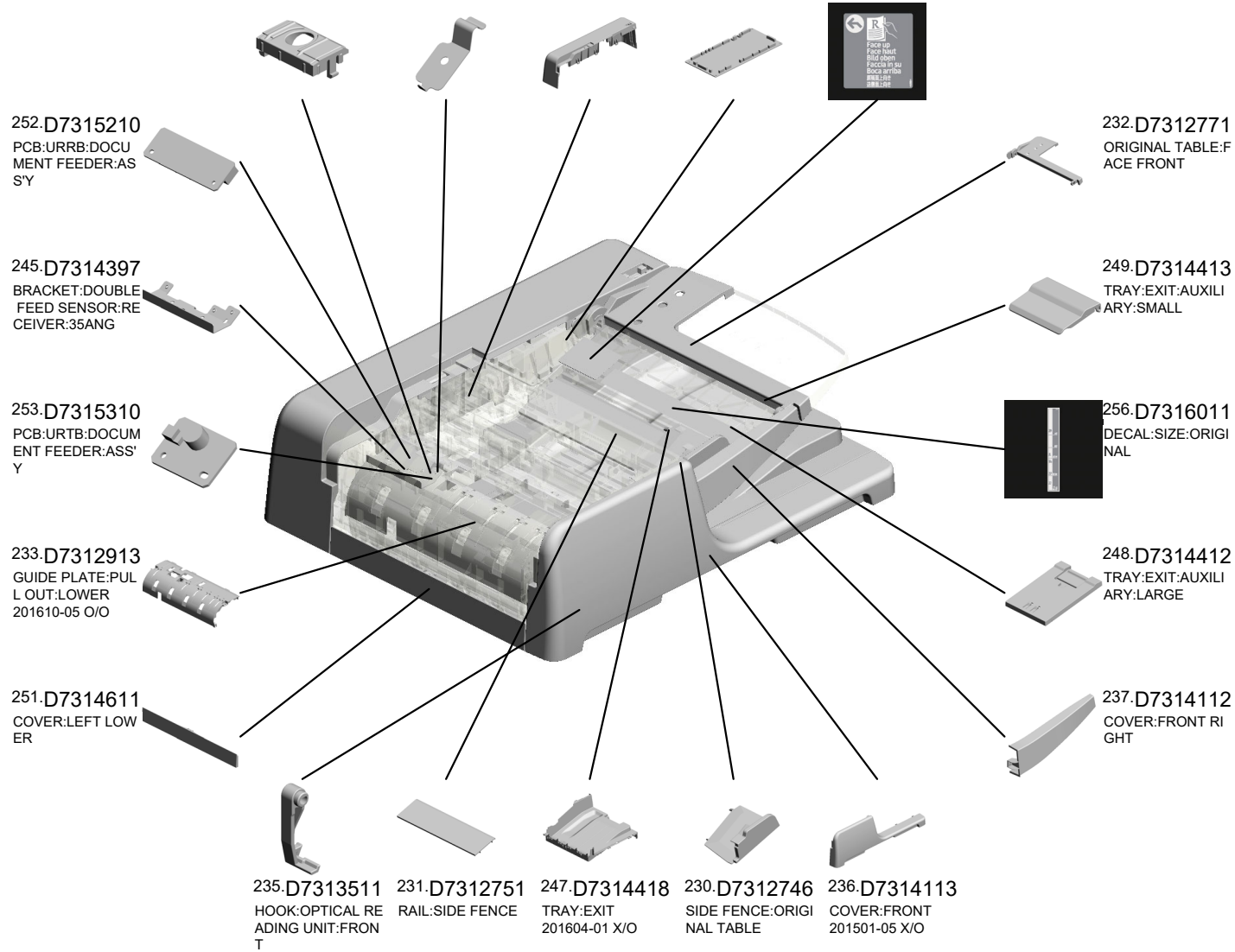


U003\_S001  
ADF:SINAI-B:ASS'Y

- 234.D7312912 GUIDE PLATE:PUL L OUT:LOWER DO UBLE FEED SENS OR
- 246.D7314398 SPRING PLATE:DO UBLE FEED SENS OR
- 238.D7314211 COVER:REAR
- 255.D7315520 PCB:MAIN CONTR OL BOARD:DOCU MENT FEEDER:AS S'Y  
201409-04 X/O
- 257.D7316031 DECAL:SET:ORIGI NAL TABLE



280.D1797705  
[A]  
ADF:SINAI-B:ASS'Y  
202005-01 O/O



U003\_S001  
ADF:SINAI-B:ASS'Y

292.07922101C SYNCHRONOUS B ELT:40S2M202:CR 202105-05 O/O  
 293.07922076C SYNCHRONOUS B ELT:40S2M152:CR 202106-01 O/O  
 272.D7314315 GUIDE:PAPER FEE D:UPPER:DOUBLE FEED SENSOR 201707-04 O/O  
 269.D6832913 (x2) SHEET:SENSOR:SEPARATION 201510-02 X/O  
 258.D7316041 DECAL:BASE:ORIGINAL



280.D1797705  
 [A]  
 ADF:SINAI-B:ASS'Y  
 202005-01 O/O

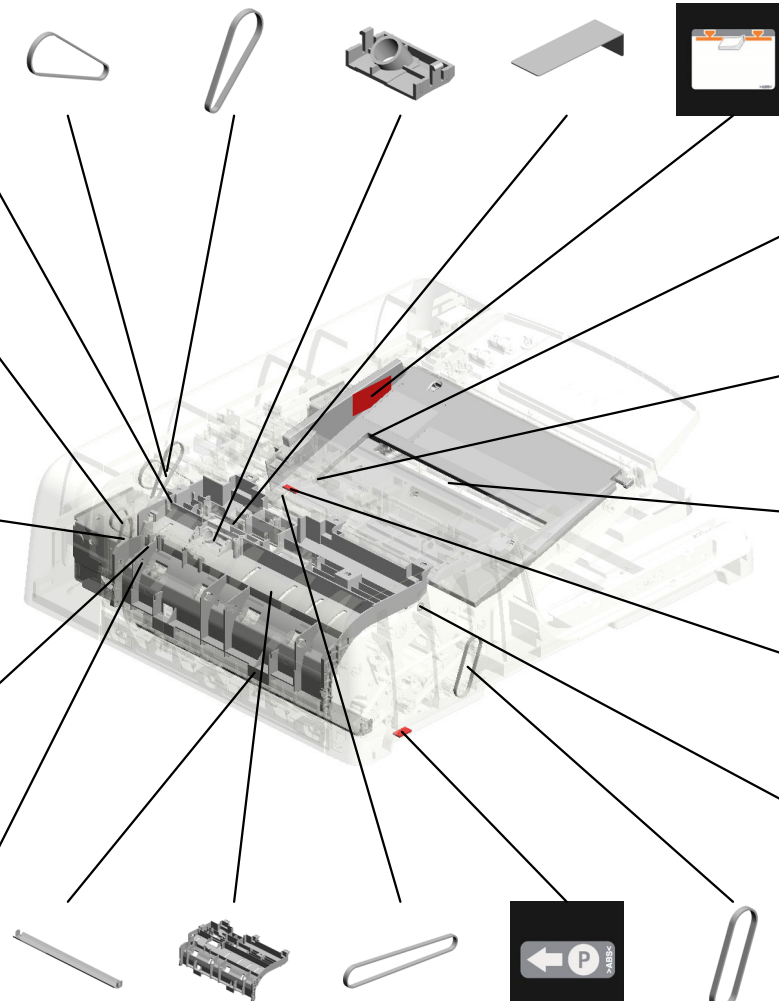
291.07922080C SYNCHRONOUS B ELT:40S2M160:CR 202105-07 O/O

287.07922054C SYNCHRONOUS B ELT:40S2M108:CR 202105-04 O/O

288.07922061C SYNCHRONOUS B ELT:40S2M122:CR 202105-02 O/O

275.D3B01320 HINGE:LEFT:ASS'Y 201812-08 X/O

261.G0602652 (x4) BUSHING - M4



276.D3B01350 HINGE:RIGHT:ASS'Y 201902-03 X/O

289.07922063C SYNCHRONOUS B ELT:40S2M126:CR 202105-03 O/O

271.D7312731 BASE:ORIGINAL TABLE

260.D7316241 DECAL:STOPPER:SEPARATION UNIT

270.D6834414 (x4) SPACER:EXIT ROLLER 201604-02

282.D7313390 GUIDE PLATE:SCANNING:CONTACT:0.6MM:PEEN 202006-08 X/O

273.D7314311 GUIDE:PAPER FEE D:UPPER:SUB-ASS'Y 201709-03 O/O

294.07922129C SYNCHRONOUS B ELT:40S2M258:CR 202210-02 O/O


259.D7316051 DECAL:DESIGN SKETCH:MISFEED REMOVAL:P

290.07922079C SYNCHRONOUS B ELT:40S2M158:CR 202105-06 O/O



U003\_S001  
ADF:SINAI-B:ASS'Y

295.AW020234 297.D3FF1451  
(x10) HOLDER:FEELER:  
PHOTOINTERRUP APS  
TOR:GP1A173LCS 202211-03 O/O  
5F  
202211-01 O/O



299.D7315415  
PCB:URB:DF:ASS'Y  
202306-01 O/O




280.D1797705  
[A]  
ADF:SINAI-B:ASS'Y  
202005-01 O/O



D1797704  
[A]  
ADF:ASS'Y  
202005-01 O/O

U003\_S001\_S001  
SHAFT:SEPARATION:ASS'Y

- 23.54472681 (x2) SNAP RING
- 29.A8592112 DRIVE SHAFT - PAPER FEED BELT
- 63.B3872113 ROLLER - PAPER FEED BELT
- 61.B3863320 (x2) SPRING:BELT: PAPER FEED:8N
- 147.D6832228 PICKUP ROLLER**



278.D7312202  
**[A]**  
SHAFT:SEPARATION:ASS'Y  
202003-06 O/O

11.08050106 (x2) RETAINING RINGS -E:SILENCER:DIA6 201405-03 O/O

144.D6832221 GEAR:IDLER:Z18

30.A8592319 BASE CUSHION

74.B7892114 PAPER FEED BELT ROLLER

27.A6281225 (x4) BUSHING - 8MM

69.B6522215 GUIDE:PAPER FEED BELT:FRONT

146.D6832224 GUIDE:PAPER FEED:ENTRANCE:FRONT

8.07200060E RETAINING RING - M6

49.AA132013 SPACER

44.AA063435 COMPRESSION SPRING:PAPER FEED:JOINT

64.B4772227 PICKUP ROLLER:COUPLING

28.A8061163 (x2) GUIDE PLATE CUSHION


24.A4181158 SPACER - M6.5X1

47.AA082101 BUSHING - 6X10X6

7.07200040E RETAINING RING - M4


U003\_S001\_S001  
SHAFT:SEPARATION:ASS'Y

153.D6832236 SHEET:BRACKET:  
PICKUP:INNER BA  
CK  
298.07922065C SYNCHRONOUS B  
ELT:40S2M130:CR  
202301-04 O/O  
262.H0602126 (x2)  
BUSHING - M6X7  
150.D6832232 TIMING PULLEY:PI  
CKUP:T21



278.D7312202  
[A]  
SHAFT:SEPARATI  
ON:ASS'Y  
202003-06 O/O

156.D6832272  
LEVER:PICKUP RO  
LLER:RISE



228.D7312239  
COVER:PICKUP R  
OLLER



148.D6832229  
TIMING PULLEY:G  
EAR:T19/Z23




149.D6832231  
BRACKET:PICKUP



152.D6832235  
SHAFT:PICKUP:SU  
B-ASSY



277.D6842171  
PAPER FEED BELT  
201902-04 X/O




281.D3FF2233  
BRACKET:PAPER  
FEED BELT  
202006-07 X/O




D7312200  
[A]  
SHAFT:SEPARATI  
ON:ASS'Y  
202003-06 O/O

U003\_S001\_S001\_S001  
GUIDE:PAPER FEED:ENTRANCE:INNER BACK:ASS'Y


155.D6832242  
SHEET:GUIDE:PAP  
ER FEED:INNER B  
ACK



154.D6832240  
GUIDE:PAPER FEE  
D:ENTRANCE:INNE  
R BACK:ASS'Y




28.A8061163  
(x2)  
GUIDE PLATE CUS  
HION



U001	U002	U003	U004	U005	U006	U007	U008	U009	U010	U011	U012	U013	U014	U015	U016	U017	U018	U019	U020	U021
------	------	------	------	------	------	------	------	------	------	------	------	------	------	------	------	------	------	------	------	------


U003\_S001\_S002  
 GUIDE:CONTACT IMAGE SENSOR:EXIT:LOWER:ASS'Y

188.D6833643  
 (x4)  
 COMPRESSION SP  
 RING:CONTACT IM  
 AGE SENSOR:EXIT

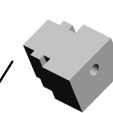


279.D6833646  
 [A]  
 GUIDE:CONTACT I  
 MAGE SENSOR:EX  
 IT:LOWER:ASS'Y  
 202004-02 X/O

189.D6833644  
 (x4)  
 SHEET:GUIDE:CO  
 NTACTION IMAGE SEN  
 SOR:EXIT:LOWER



261.G0602652  
 (x4)  
 BUSHING - M4



190.D6833645  
 (x2)  
 ROLLER:MIDDLE:D  
 RIVEN



D6833641  
 [A]  
 GUIDE:CONTACT I  
 MAGE SENSOR:EX  
 IT:LOWER:ASS'Y  
 202004-02 X/O

U001	U002	U003	U004	U005	U006	U007	U008	U009	U010	U011	U012	U013	U014	U015	U016	U017	U018	U019	U020	U021
------	------	------	------	------	------	------	------	------	------	------	------	------	------	------	------	------	------	------	------	------

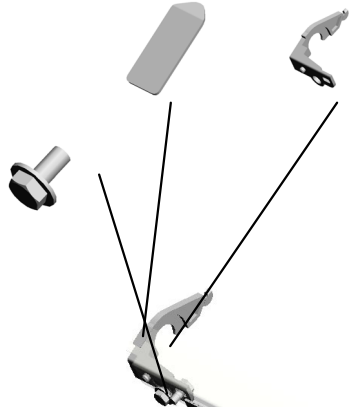
U003\_S001\_S003

GUIDE PLATE:CONTACT IMAGE SENSOR:ENTRANCE:ASS'Y

82.D6833668 (x2)  
SPACER:GUIDE PLATE:CONTACT IMAGE SENSOR:ENTRANCE  
201502-03 X/O


194.D6833667  
LEVER:GUIDE PLATE:CONTACT IMAGE SENSOR:REAR

2.03603006N (x4)  
SCREW - M3X6



199.D6833812  
DISCHARGE BRUSH:EXIT

193.D6833666  
LEVER:GUIDE PLATE:CONTACT IMAGE SENSOR:FRONT



192.D6833662  
[A]  
GUIDE PLATE:CONTACT IMAGE SENSOR:ENTRANCE:ASS'Y  
201506-01 X/O




D6833661  
[A]  
GUIDE PLATE:CONTACT IMAGE SENSOR:ENTRANCE:ASS'Y  
201506-01 X/O


U001	U002	U003	U004	U005	U006	U007	U008	U009	U010	U011	U012	U013	U014	U015	U016	U017	U018	U019	U020	U021
------	------	------	------	------	------	------	------	------	------	------	------	------	------	------	------	------	------	------	------	------

U003\_S001\_S004  
GUIDE:SCANNING:ENTRANCE:LOWER:SUB-ASS'Y

94.D5433314  
(x4)  
SHEET:SCANNING:  
ENTRANCE:MIDDL  
E



181.D6833411  
GUIDE:SCANNING:  
ENTRANCE:LOWE  
R:SUB-ASS'Y




U001	U002	U003	U004	U005	U006	U007	U008	U009	U010	U011	U012	U013	U014	U015	U016	U017	U018	U019	U020	U021
------	------	------	------	------	------	------	------	------	------	------	------	------	------	------	------	------	------	------	------	------

U003\_S001\_S005  
PRESSURE PLATE:ASS'Y

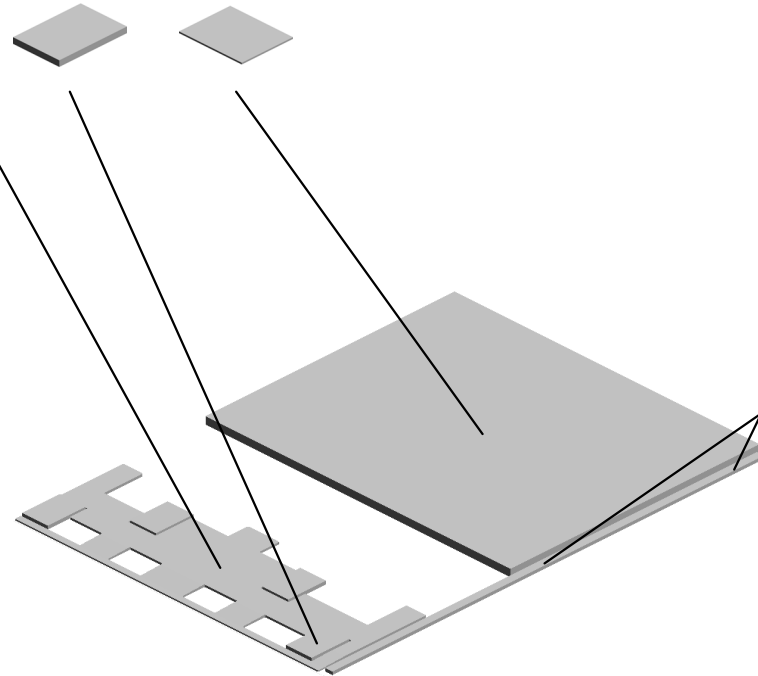
221.D6834722 (x4)  
CUSHION:TAPE:SMALL

285.D3B04724  
CUSHION:PRESSURE PLATE:LARGE  
202012-02 O/O



296.D3B04730  
[A]  
PRESSURE PLATE :ASS'Y  
202211-04 O/O

284.D3B04711  
GUIDE PLATE:PRESSURE PLATE:LEFT:ASS'Y  
202012-01 O/O



274.D0A46099  
SHEET:PRESSURE PLATE:SMALL  
201807-08 O/O

283.D3B04725  
CUSHION:PRESSURE PLATE:SMALL  
202011-03 O/O




D3B04720  
[A]  
PRESSURE PLATE :ASS'Y  
202211-04 O/O



U003\_S001\_S006  
COVER:PAPER FEED:ASS'Y

25.A4221063 SEAL - 0.7X13X20  
 244.D7314371 GRIP:COVER:PAPER FEED  
 66.B4774117 SPRING  
 211.D6834361 SHAFT:CONTACT POINT:GRIP



243.D7314370 COVER:PAPER FEED:ASS'Y

213.D6834372 HOOK:CONTACT POINT:FRONT:GRIP



54.AA143846 TAPPING SCREW: M3X6



210.D6834351 LINK:STOPPER:COVER:PAPER FEED



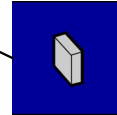
212.D6834367 GROUND PLATE:HOOK:INNER BACK



214.D6834374 HOOK:CONTACT POINT:INNER BACK:GRIP



241.D7314336 CUSHION:STOPPER:FEELER:ORIGINAL SENSOR



206.D6834343 PRESSURE PLATE:PICKUP





242.D7314352 BRACKET:PRESSURE:PICKUP  
 207.D6834344 COMPRESSION SPRING:PICKUP:2.1N



U003\_S001\_S007  
COVER:LOWER:ASS'Y

218.D6834442  
(x2)  
TAPE:PRESSURE  
PLATE




250.D7314510  
COVER:LOWER:AS  
SY

U001	U002	U003	U004	U005	U006	U007	U008	U009	U010	U011	U012	U013	U014	U015	U016	U017	U018	U019	U020	U021
------	------	------	------	------	------	------	------	------	------	------	------	------	------	------	------	------	------	------	------	------

# U004.SCANNER

U004 S002  
D1361776  
CARRIAGE:NO.2:ASS'Y



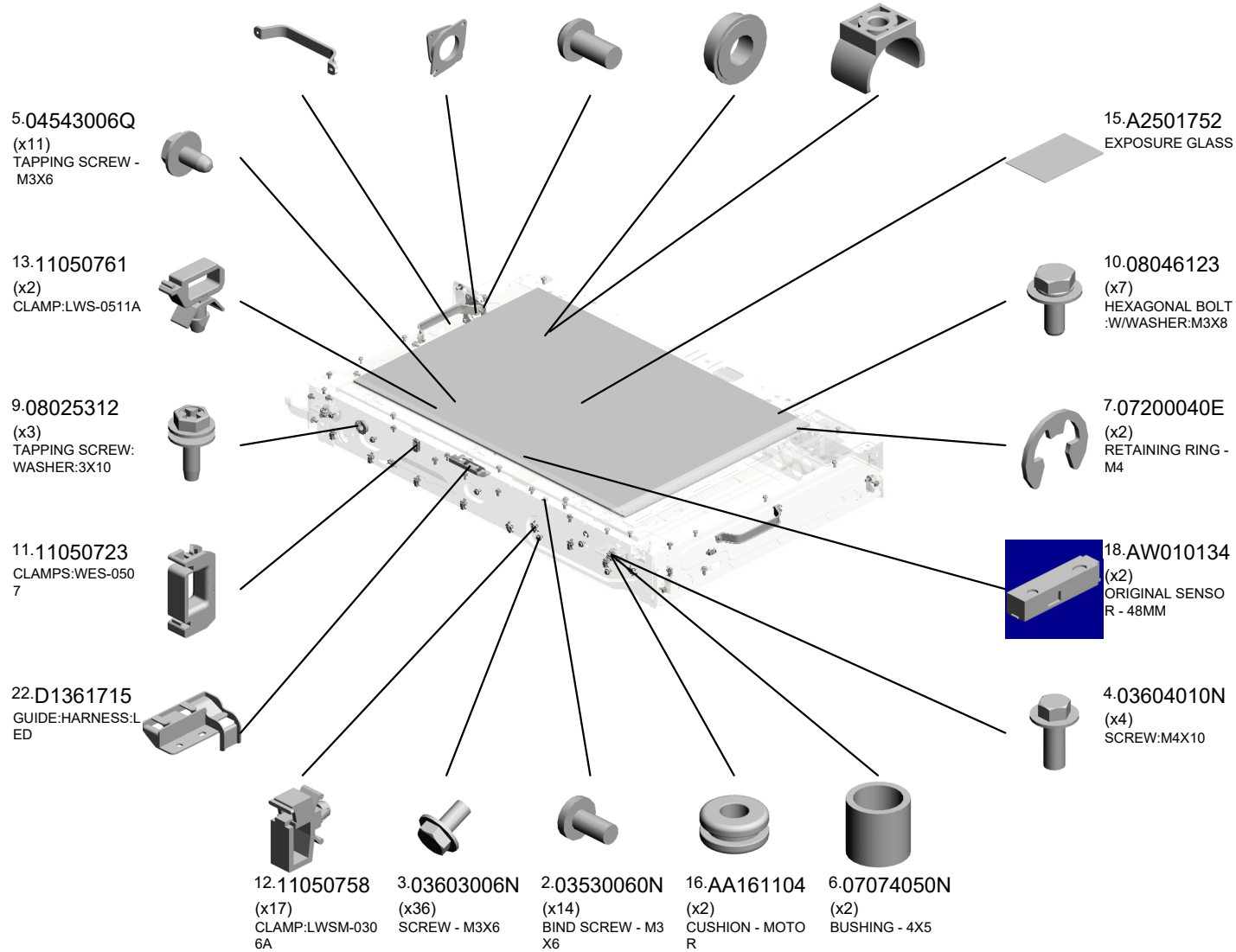
U004 S001  
D1361751  
CARRIAGE:NO.1:ASS'Y



U001	U002	U003	<b>U004</b>	U005	U006	U007	U008	U009	U010	U011	U012	U013	U014	U015	U016	U017	U018	U019	U020	U021
------	------	------	-------------	------	------	------	------	------	------	------	------	------	------	------	------	------	------	------	------	------

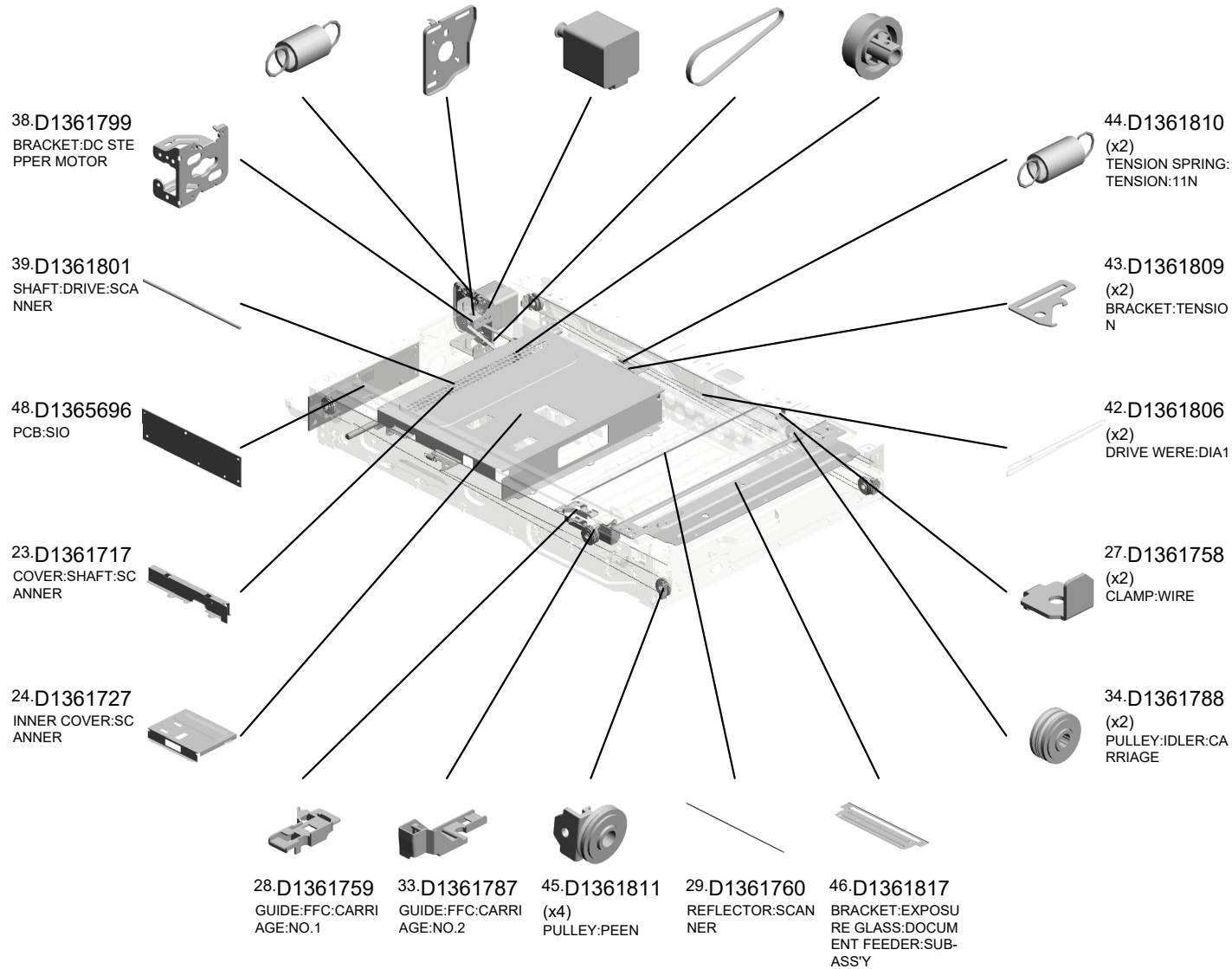
# U004 SCANNER

- 20.B7125605 (x2) GRIP:APPLICATION
- 14.A2324666 CUSHION - STEPPER MOTOR
- 1.03130060N (x4) SCREW - M3X6
- 8.07433808 (x2) RADIAL BALL BEARING: DIA8XDIA16X5
- 21.D0291749 PULLEY: PROTECTION



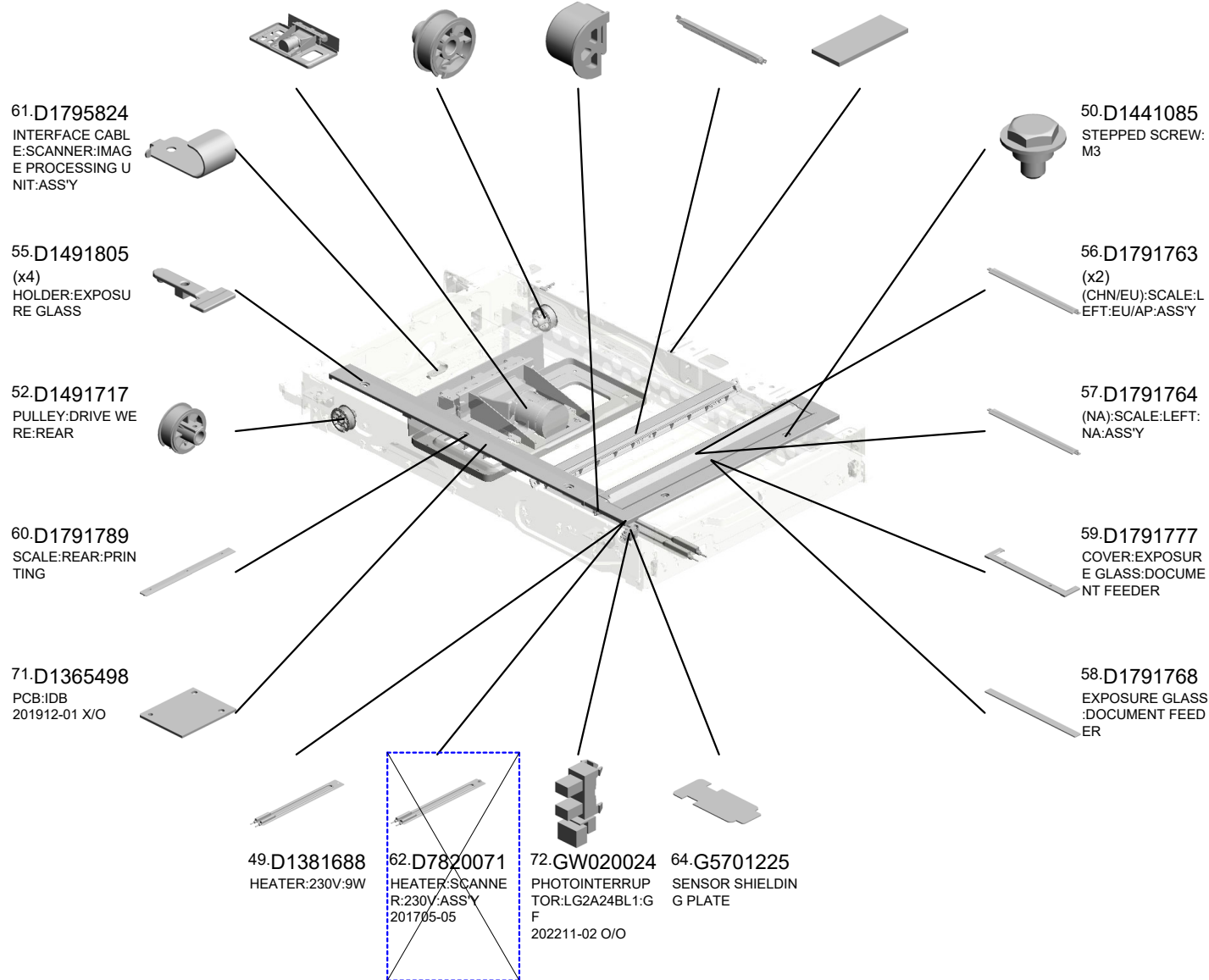
# U004 SCANNER

- 37.D1361798 TENSION SPRING: TENSION:16N
- 36.D1361794 BRACKET:DC STEPPER MOTOR:TENSION
- 35.D1361793 DC STEPPER MOTOR:MM42
- 41.D1361803 SYNCHRONOUS BELT:157ST1.5-6.0
- 40.D1361802 TIMING PULLEY:65



# U004 SCANNER


- 70.D1381731 LENSBLOCK SMD: SERVICE PARTS:ASSY 201807-09 O/O
- 51.D1491715 PULLEY:DRIVE WERE:FRONT
- 65.M0261778 GUIDE:FFC
- 53.D1491721 ILLUMINATION UNIT:LED-B:ASSY
- 54.D1491804 (x2) HOLDER:EXPOSURE GLASS:SCANNER



U001	U002	U003	U004	U005	U006	U007	U008	U009	U010	U011	U012	U013	U014	U015	U016	U017	U018	U019	U020	U021
------	------	------	------	------	------	------	------	------	------	------	------	------	------	------	------	------	------	------	------	------

U004\_S001  
CARRIAGE:NO.1:ASS'Y

17.AC030211  
MIRROR:NO.1



26.D1361751  
CARRIAGE:NO.1:A  
SS'Y




66.M0261815  
(x2)  
CLAMP:MIRROR:N  
O.1


U001	U002	U003	U004	U005	U006	U007	U008	U009	U010	U011	U012	U013	U014	U015	U016	U017	U018	U019	U020	U021
------	------	------	------	------	------	------	------	------	------	------	------	------	------	------	------	------	------	------	------	------

U004\_S002  
CARRIAGE:NO.2:ASS'Y

63.G4042810 31.D1361784  
(x4) MIRROR:NO.2:ASS'  
SPRING PLATE - 2 Y  
ND MIRROR



30.D1361776  
CARRIAGE:NO.2:ASS'  
SS'Y



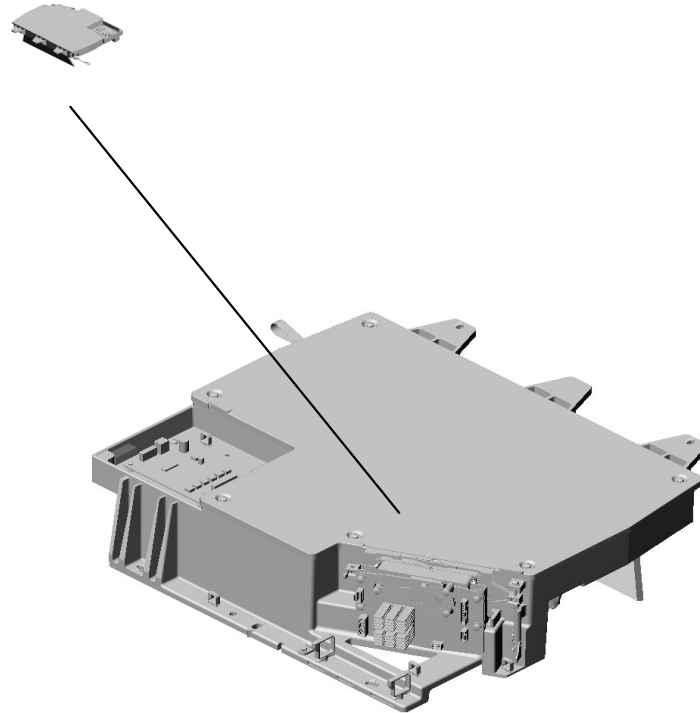
32.D1361785  
MIRROR:NO.3:ASS'  
Y

U001	U002	U003	U004	U005	U006	U007	U008	U009	U010	U011	U012	U013	U014	U015	U016	U017	U018	U019	U020	U021
------	------	------	------	------	------	------	------	------	------	------	------	------	------	------	------	------	------	------	------	------



# U005.LASER UNIT



U005 S001  
D1791902  
OPTICAL WRITING UNIT:ASS  
Y



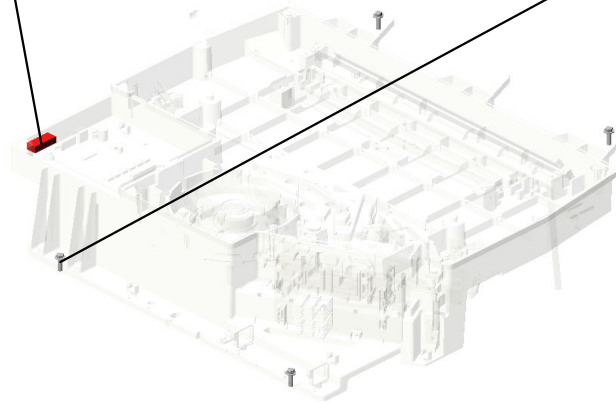
U001	U002	U003	U004	U005	U006	U007	U008	U009	U010	U011	U012	U013	U014	U015	U016	U017	U018	U019	U020	U021
------	------	------	------	------	------	------	------	------	------	------	------	------	------	------	------	------	------	------	------	------

U005  
LASER UNIT

4.16072256  
FERRITE CORE:K3  
NFR-08-ABK0  
201503-08




1.03604012N  
(x4)  
SCREW:M4X12



U001	U002	U003	U004	U005	U006	U007	U008	U009	U010	U011	U012	U013	U014	U015	U016	U017	U018	U019	U020	U021
------	------	------	------	------	------	------	------	------	------	------	------	------	------	------	------	------	------	------	------	------

U005\_S001  
OPTICAL WRITING UNIT:ASS'Y

6.11050759  
(x7)  
CLAMP:LWSM-060  
5A  
202310-05 O/O

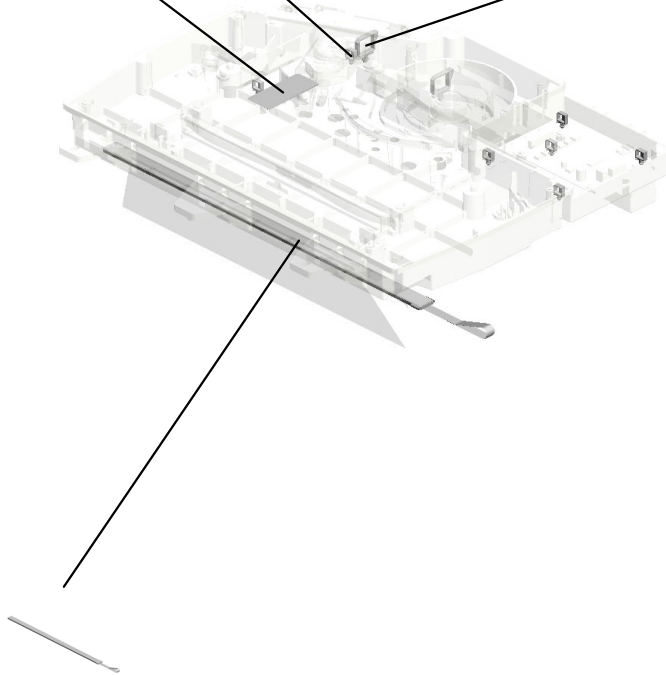


2.D1791902  
[A]  
OPTICAL WRITING  
UNIT:ASSY  
201512-05


3.G0291980  
DECAL - LD  
201409-02 X/O



7.11050764  
(x2)  
CLAMP:LWS-1316A  
202310-04 O/O



5.D0742020  
SHIELD GLASS:AS  
S'Y



D1791901  
[A]  
OPTICAL WRITING  
UNIT:ASSY  
201512-05

U001	U002	U003	U004	U005	U006	U007	U008	U009	U010	U011	U012	U013	U014	U015	U016	U017	U018	U019	U020	U021
------	------	------	------	------	------	------	------	------	------	------	------	------	------	------	------	------	------	------	------	------

# U006.PAPER BANK

U006 S006  
D2707555  
(EU):TANDEM LCT:LEFT:ASS  
Y

U006 S008  
D1797549  
(NA):TANDEM LCT:LEFT:ASS  
Y

U006 S010  
D1796688  
(CHN):TANDEM LCT:LEFT:C  
HN:ASS'Y

U006 S009  
D1796647  
(NA):TANDEM LCT:RIGHT:AS  
S'Y

U006 S003  
D1796628  
PAPER FEED UNIT:PAPER B  
ANK:ASS'Y

U006 S011  
D1796648  
(CHN):TANDEM LCT:RIGHT:A  
SS'Y

U006 S005  
D0BX6771  
GUIDE PLATE:OPEN AND CL  
OSE:VERTICAL TRANSPORT  
:LOWER:ASS'Y

U006 S012  
D0BX7631  
PAPER TRAY:UNIVERSAL:S  
UB-ASS'Y

U006 S002  
D1796628  
PAPER FEED UNIT:PAPER B  
ANK:ASS'Y

U006 S001  
D1797525  
STOPPER:REGISTRATION:T  
ANDEM LCT:ASS'Y

U006 S007  
D1796646  
(EU):TANDEM LCT:RIGHT:AS  
S'Y

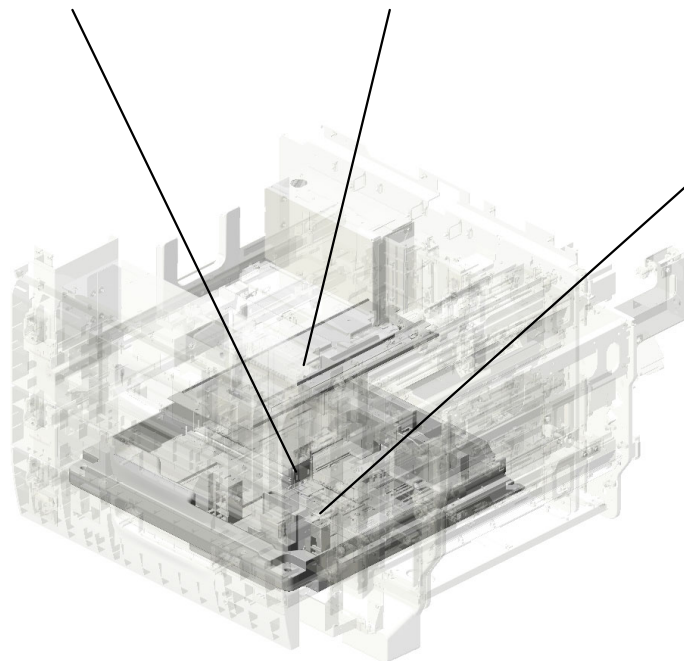
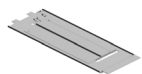
U006 S004  
D1796628  
PAPER FEED UNIT:PAPER B  
ANK:ASS'Y

U001	U002	U003	U004	U005	U006	U007	U008	U009	U010	U011	U012	U013	U014	U015	U016	U017	U018	U019	U020	U021
------	------	------	------	------	------	------	------	------	------	------	------	------	------	------	------	------	------	------	------	------


# U006.PAPER BANK

U006 S013  
D0BX7631  
PAPER TRAY:UNIVERSAL:S  
UB-ASS'Y

U006 S015  
D0747681  
HEAT SINK:HEATER:UPPER:  
ASS'Y




U006 S014  
B1406226  
HEAT SINK:HEATER:LOWER  
:EU:ASS'Y



U001	U002	U003	U004	U005	<b>U006</b>	U007	U008	U009	U010	U011	U012	U013	U014	U015	U016	U017	U018	U019	U020	U021
------	------	------	------	------	-------------	------	------	------	------	------	------	------	------	------	------	------	------	------	------	------

# U006\_S005.GUIDE PLATE:OPEN AND CLOSE:VERTICAL TRANSPORT:LOWER:ASS'Y

U006 S005 S001  
D3553810  
BRACKET:DETENT:RIGHT:A  
SS'Y

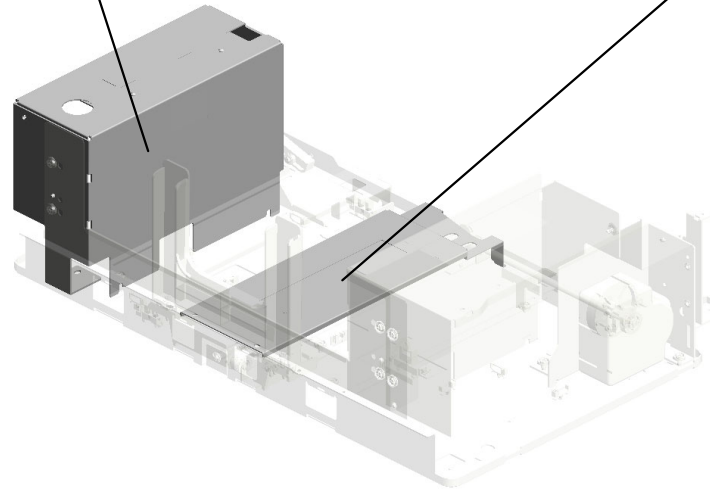



U006 S005 S002  
D3553840  
BRACKET:DETENT:ASS'Y


U001	U002	U003	U004	U005	<b>U006</b>	U007	U008	U009	U010	U011	U012	U013	U014	U015	U016	U017	U018	U019	U020	U021
------	------	------	------	------	-------------	------	------	------	------	------	------	------	------	------	------	------	------	------	------	------

# U006\_S006.(EU):TANDEM LCT:LEFT:ASS'Y

U006 S006 S002  
D2707544  
(NA/EU/CHN):SIDE FENCE:T  
ANDEM LCT:LEFT REAR:ASS  
'Y



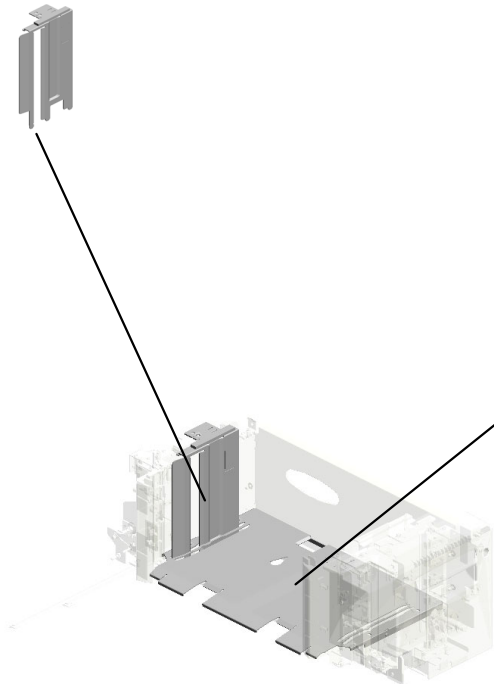
U006 S006 S001  
D0747596  
TRAY BOTTOM PLATE:LEFT  
MIDDLE:ASS'Y



U001	U002	U003	U004	U005	<b>U006</b>	U007	U008	U009	U010	U011	U012	U013	U014	U015	U016	U017	U018	U019	U020	U021
------	------	------	------	------	-------------	------	------	------	------	------	------	------	------	------	------	------	------	------	------	------

# U006\_S007.(EU):TANDEM LCT:RIGHT:ASS'Y

U006 S007 S001  
B2346691  
SIDE FENCE:TANDEM LCT:R  
IGHT:ASS'Y



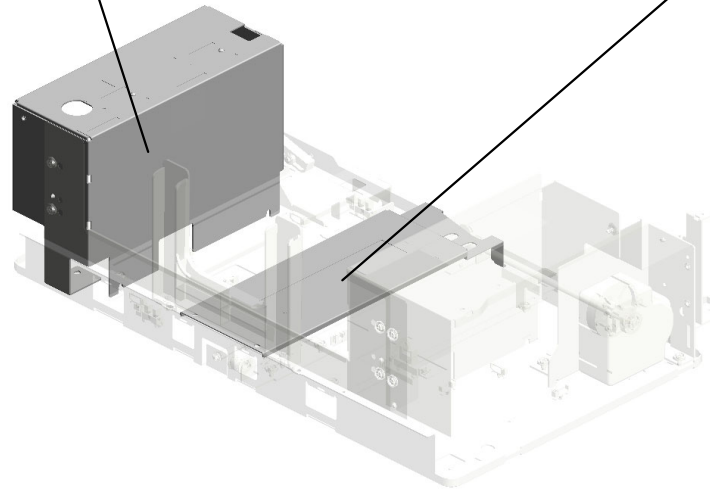

U006 S007 S002  
D0BX7595  
BASE:TANDEM LCT:RIGHT:A  
DHESION

U001	U002	U003	U004	U005	<b>U006</b>	U007	U008	U009	U010	U011	U012	U013	U014	U015	U016	U017	U018	U019	U020	U021
------	------	------	------	------	-------------	------	------	------	------	------	------	------	------	------	------	------	------	------	------	------



# U006\_S008.(NA):TANDEM LCT:LEFT:ASS'Y

U006 S008 S002  
D2707544  
(NA/EU/CHN):SIDE FENCE:T  
ANDEM LCT:LEFT REAR:ASS  
'Y

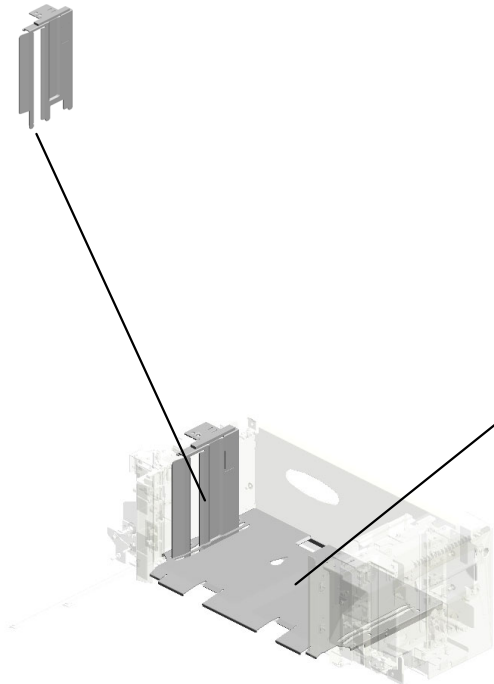


U006 S008 S001  
D0747596  
TRAY BOTTOM PLATE:LEFT  
MIDDLE:ASS'Y

U001	U002	U003	U004	U005	<b>U006</b>	U007	U008	U009	U010	U011	U012	U013	U014	U015	U016	U017	U018	U019	U020	U021
------	------	------	------	------	-------------	------	------	------	------	------	------	------	------	------	------	------	------	------	------	------

# U006\_S009.(NA):TANDEM LCT:RIGHT:ASS'Y

U006 S009 S001  
B2346691  
SIDE FENCE:TANDEM LCT:R  
IGHT:ASS'Y




U006 S009 S002  
D0BX7595  
BASE:TANDEM LCT:RIGHT:A  
DHESION

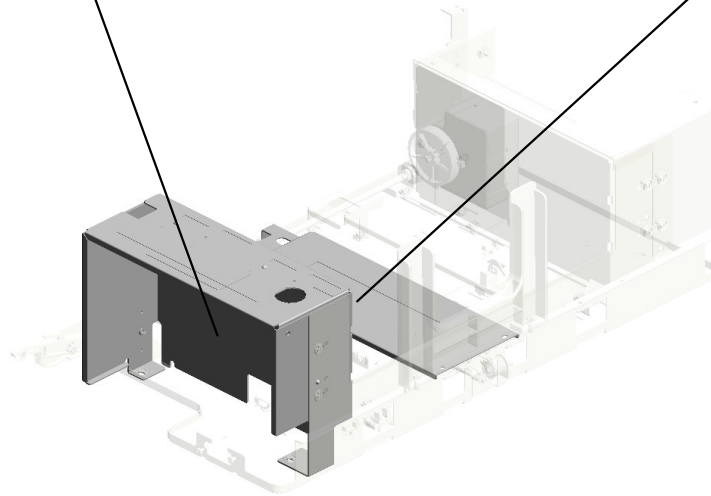
U001	U002	U003	U004	U005	<b>U006</b>	U007	U008	U009	U010	U011	U012	U013	U014	U015	U016	U017	U018	U019	U020	U021
------	------	------	------	------	-------------	------	------	------	------	------	------	------	------	------	------	------	------	------	------	------

# U006\_S010.(CHN):TANDEM LCT:LEFT:CHN:ASS'Y

U006 S010 S002  
D2707544  
(NA/EU/CHN):SIDE FENCE:T  
ANDEM LCT:LEFT REAR:ASS  
'Y



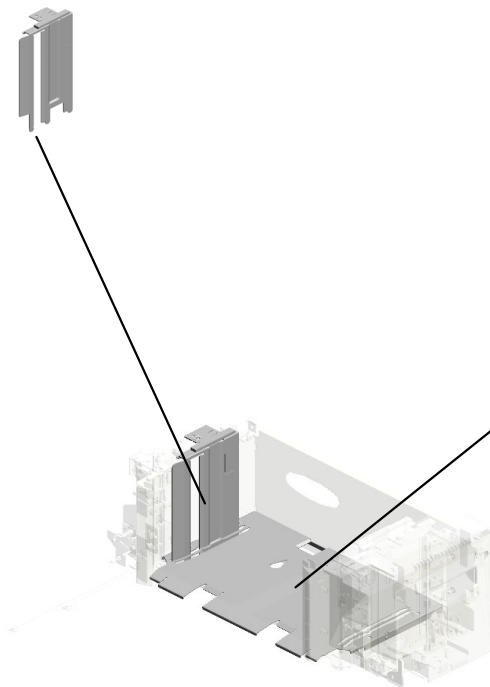
U006 S010 S001  
D1316862  
TRAY BOTTOM PLATE:LEFT  
MIDDLE:AA:ASS'Y



U001	U002	U003	U004	U005	<b>U006</b>	U007	U008	U009	U010	U011	U012	U013	U014	U015	U016	U017	U018	U019	U020	U021
------	------	------	------	------	-------------	------	------	------	------	------	------	------	------	------	------	------	------	------	------	------

# U006\_S011.(CHN):TANDEM LCT:RIGHT:ASS'Y

U006 S011 S001  
B2346691  
SIDE FENCE:TANDEM LCT:R  
IGHT:ASS'Y



U006 S011 S002  
D0BX6852  
BASE:TANDEM LCT:RIGHT:A  
A:ASS'Y

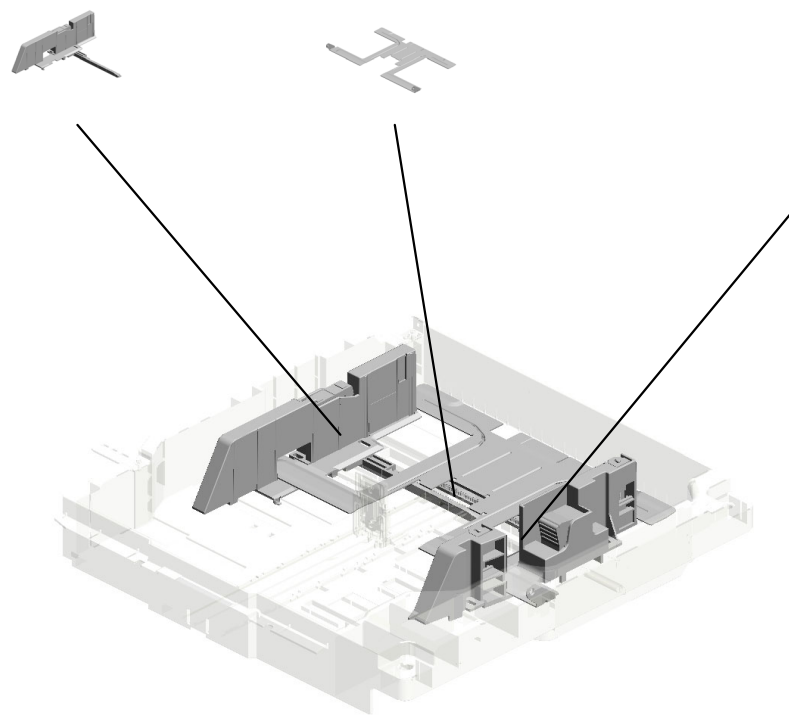
U001	U002	U003	U004	U005	<b>U006</b>	U007	U008	U009	U010	U011	U012	U013	U014	U015	U016	U017	U018	U019	U020	U021
------	------	------	------	------	-------------	------	------	------	------	------	------	------	------	------	------	------	------	------	------	------

# U006\_S012.PAPER TRAY:UNIVERSAL:SUB-ASS'Y

U006 S012 S002  
B2346490  
SIDE FENCE:REAR:ASS'Y

U006 S012 S003  
D0BX6780  
TRAY BOTTOM PLATE:ASS'Y

U006 S012 S001  
D1316777  
SIDE FENCE:FRONT:ASS'Y

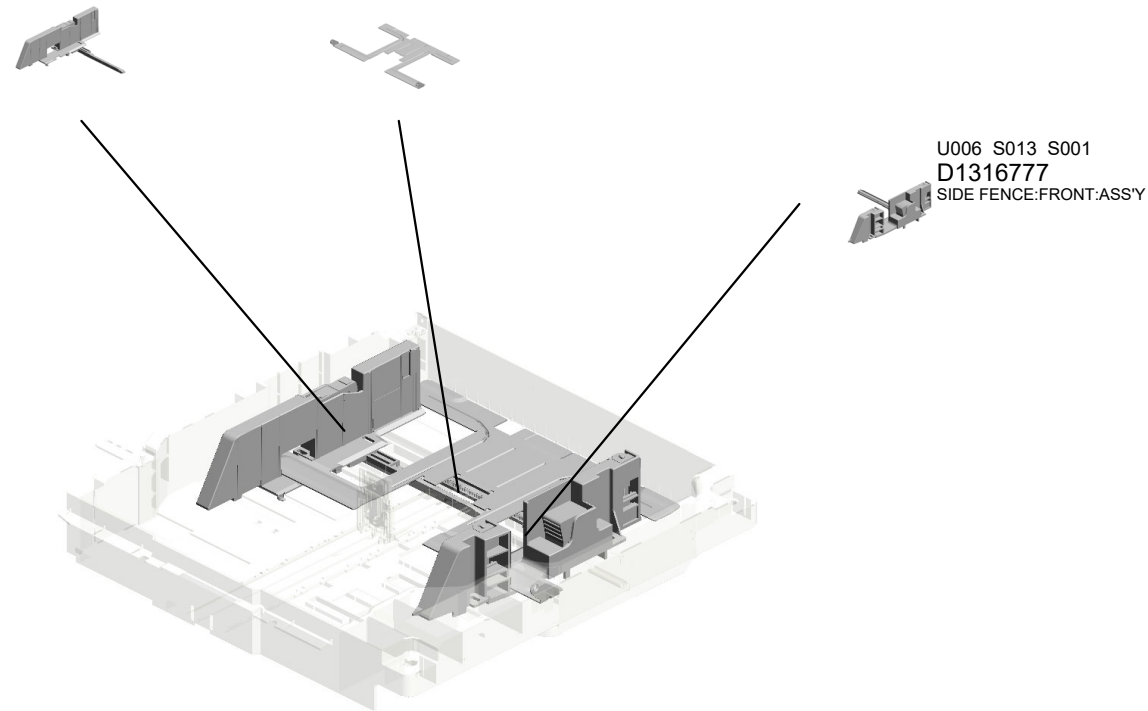


U001	U002	U003	U004	U005	<b>U006</b>	U007	U008	U009	U010	U011	U012	U013	U014	U015	U016	U017	U018	U019	U020	U021
------	------	------	------	------	-------------	------	------	------	------	------	------	------	------	------	------	------	------	------	------	------

# U006\_S013.PAPER TRAY:UNIVERSAL:SUB-ASS'Y

U006 S013 S002  
D1316775  
SIDE FENCE:REAR:ASS'Y

U006 S013 S003  
D0BX6780  
TRAY BOTTOM PLATE:ASS'Y

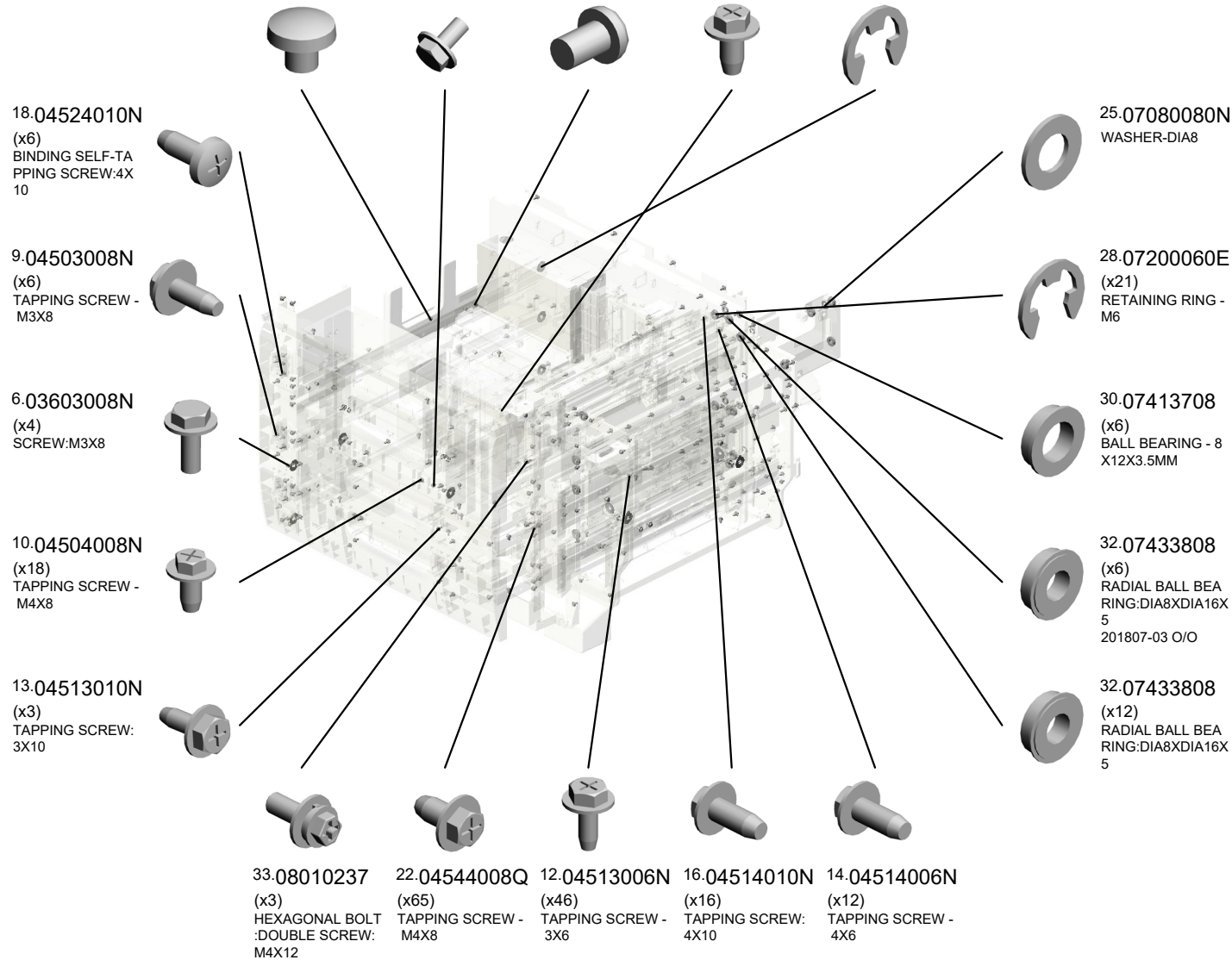
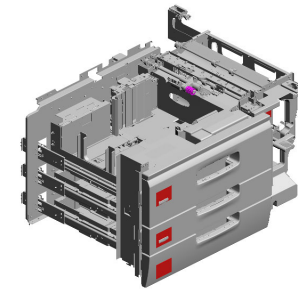


U006 S013 S001  
D1316777  
SIDE FENCE:FRONT:ASS'Y

U001	U002	U003	U004	U005	<b>U006</b>	U007	U008	U009	U010	U011	U012	U013	U014	U015	U016	U017	U018	U019	U020	U021
------	------	------	------	------	-------------	------	------	------	------	------	------	------	------	------	------	------	------	------	------	------

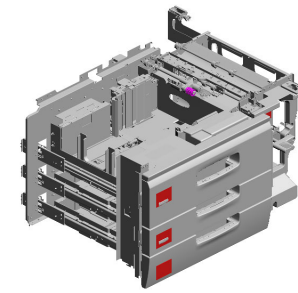
# U006 PAPER BANK

3.03540040N (x2) SCREW-M4X4  
 5.03603006N (x3) SCREW - M3X6  
 4.03540060N (x15) SCREW-M4X6  
 15.04514008N (x76) TAPPING SCREW: 4X8  
 27.07200040E (x18) RETAINING RING - M4



# U006 PAPER BANK

- 48.11050516 (x11) CLAMP
- 87.AA063268 (x2) CONNECTOR SPRING
- 34.08025220 TAPPING SCREW - M4X8
- 46.11050490 (x3) HARNESS CLAMP - IWS-2218
- 53.11050724 CLAMPS:WES-121 0



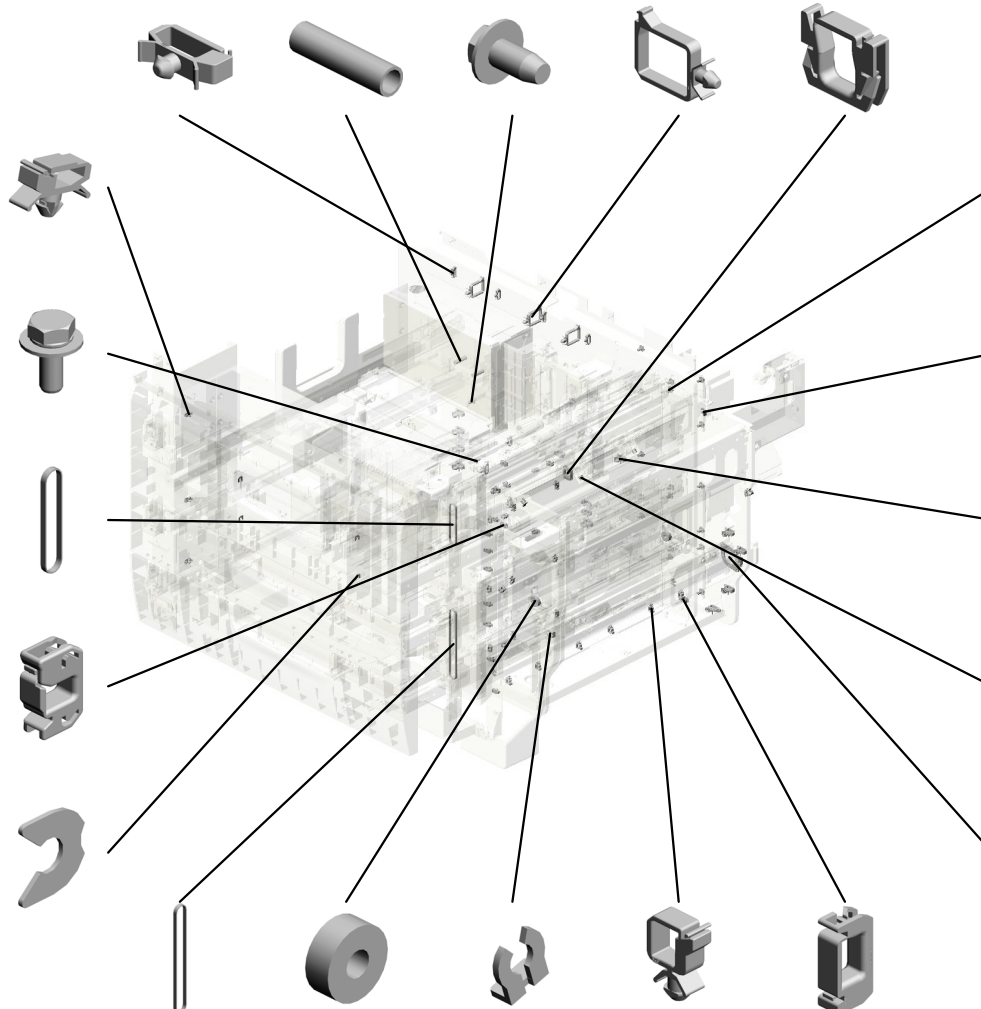
- 47.11050511 (x19) HARNESS CLAMP - LWS-0306ZC

- 36.08046123 HEXAGONAL BOLT :W/WASHER:M3X8

- 77.AA043324 TIMING BELT - B40 S2M152

- 51.11050692 (x12) CLAMP:LES-0503

- 38.08050089 (x4) RETAINING RING - M4



- 41.09514006N (x18) SCREW:POLISHED ROUND:M4X6

- 57.54472681 (x4) SNAP RING

- 44.11050487 (x11) HARNESS CLAMP

- 88.AA063693 (x2) COMPRESSION SPRING:PRESSURE-DRIVEN ROLLER

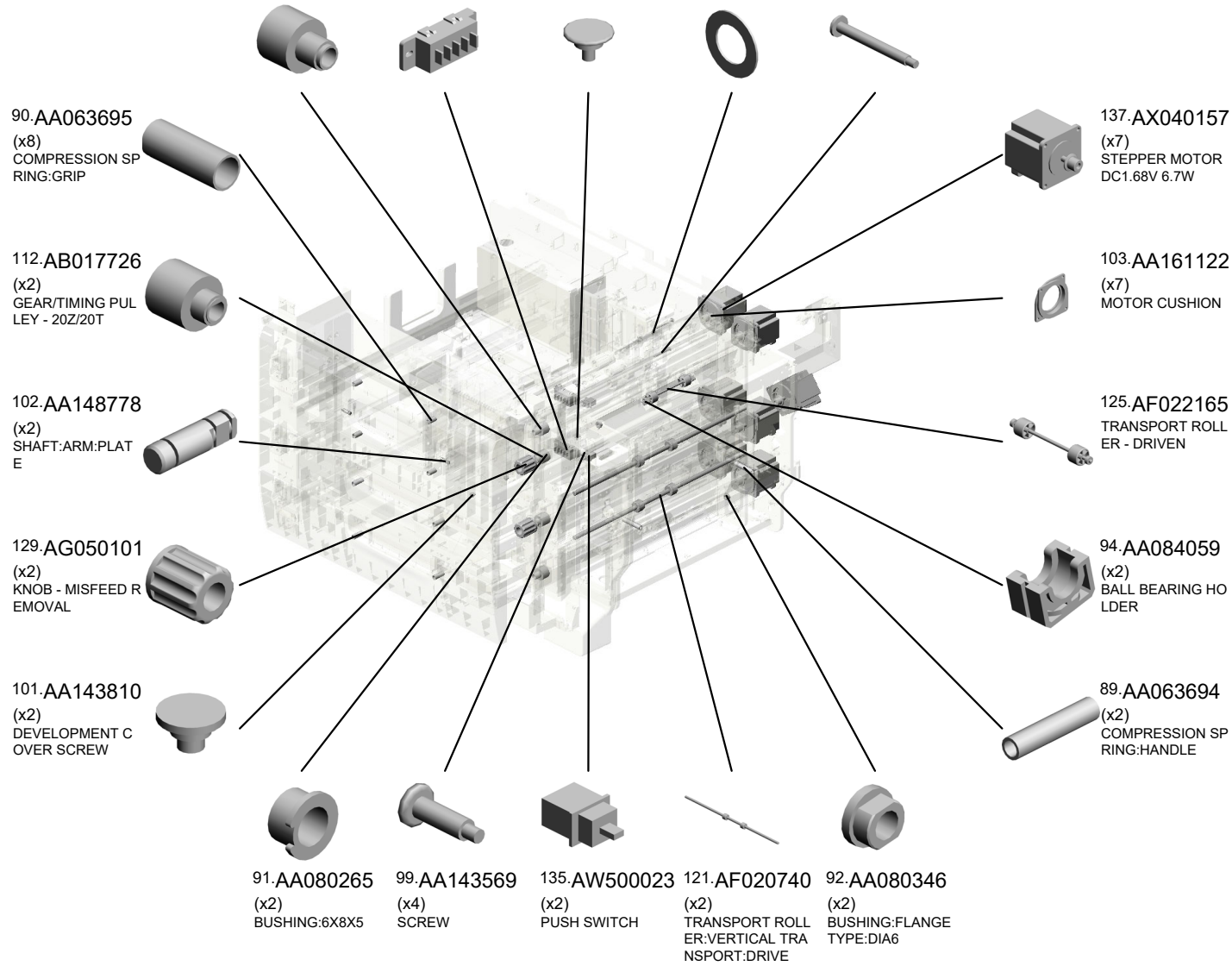
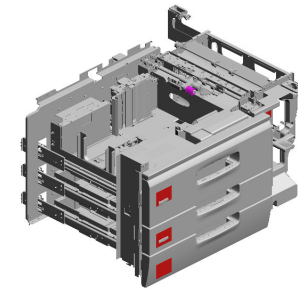
- 61.A2324666 CUSHION - STEPPER MOTOR

- 78.AA043325 TIMING BELT - B40 S2M250
- 59.67542866 (x2) ROLLER - POSITIONING GUIDE
- 56.52152621 SNAP RING - M6
- 49.11050534 (x6) CLAMP
- 52.11050723 CLAMPS:WES-0507



# U006 PAPER BANK

- 111.AB017725 (x2) GEAR/TIMING PULLEY - 20Z/20T
- 134.AW500010 (x2) PUSH SWITCH
- 97.AA140912 (x2) SCREW - 8X14X2.8
- 95.AA132203 SPACER - 6MM
- 98.AA143550 (x2) SCREW:DIA4:M3



# U006 PAPER BANK

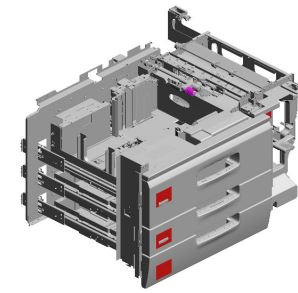
187.B2346141 POSITIONING SLE  
EVE - INNER BACK

150.B0656769 LOCK ARM

162.B1326726 BRACKET:ARM:AS  
S'Y

164.B1326762 DC SOLENOID:CO  
UPLING:ASS'Y

166.B1326764 BRACKET:CONNE  
CTOR:RIGHT



142.B0656136  
(x3)  
TRAY LOCK ARM



165.D1316511  
BRACKET:CONNE  
CTOR:LEFT  
201502-05 X/X



178.B1327591  
RAIL:PAPER TRAY:  
ASS'Y



198.B2346455  
BRACKET - UPPER



148.B0656591  
(x2)  
PAPER TRAY HOL  
DER BASE



189.B2346188  
(x2)  
SLIDE SLEEVE PO  
SITIONING



199.B2346475  
BRACKET - LOWE  
R




201.B2346495  
(x2)  
GUIDE:FRONT:PAP  
ER TRAY




188.B2346181  
(x2)  
SLIDE RAIL - RIGH  
T



139.AX040254  
(x2)  
DC MOTOR:RISING  
TRAY:ASS'Y:1.007  
W:BURUSH



163.D1796690  
DC MOTOR:RISE:T  
ANDEM LCT:ASS'Y  
201703-04 X/O




190.B2346198  
COVER - SPAPER  
SIZE SENSOR



202.B2346497  
(x2)  
GUIDE:REAR:PAPE  
R TRAY



138.AX040158  
STEPPER MOTOR  
DC2.64V 6.3W

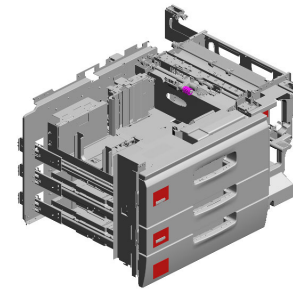


186.B2346120  
(x2)  
BRACKET:POSITIO  
NING:PAPER TRAY



# U006 PAPER BANK

- 224.B2476754 LOCK SPRING - SMALL
- 241.D0596121 (x2) SPRING:CONNECTOR:TANDEM LCT
- 208.B2346531 (x3) TIGHTENER BRACKET
- 210.B2346533 (x3) TIMING BELT - S2 M152
- 204.B2346506 (x6) TIMING PULLEY - 30T



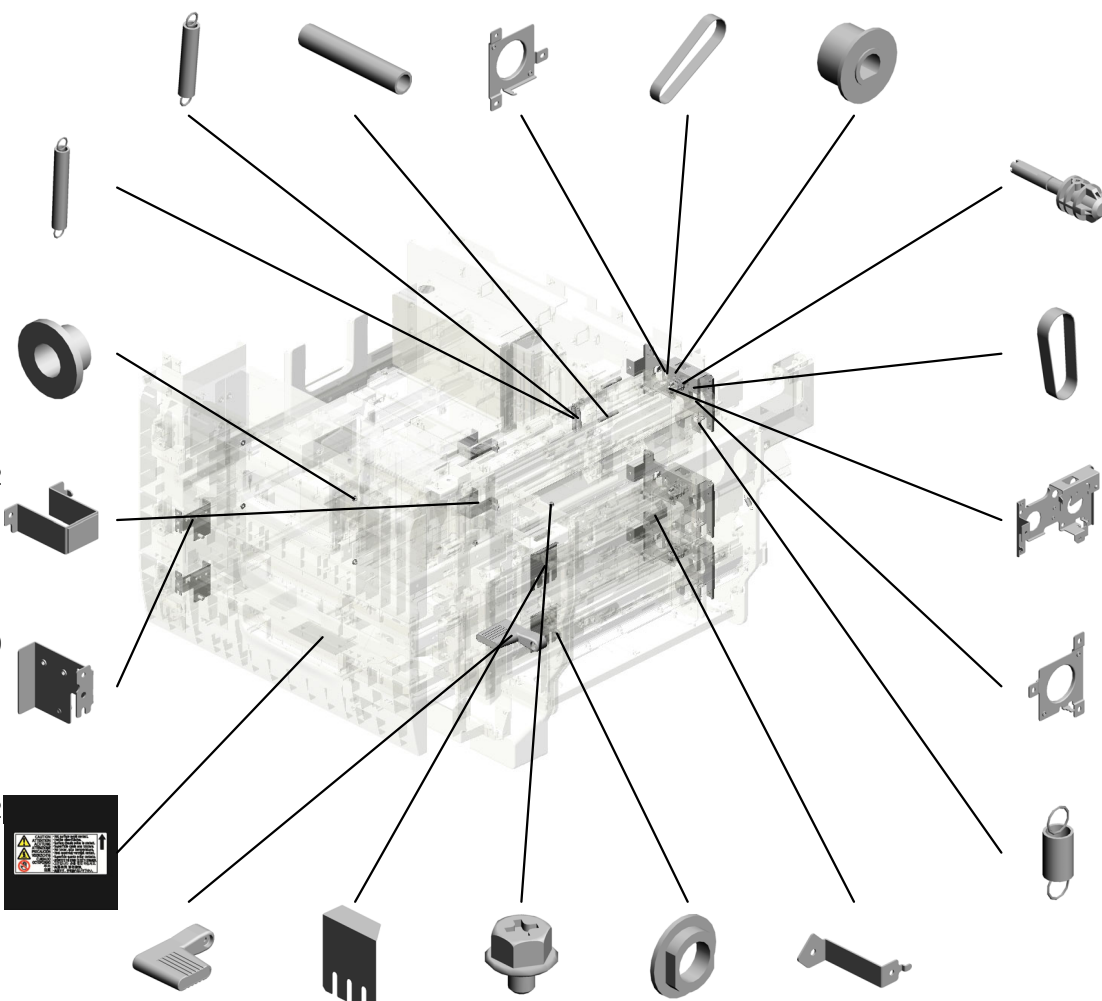
- 223.B2476753 LOCK SPRING - LARGE

- 229.B8343312 (x4) COLLAR

- 243.D0596172 (x2) PAPER TRAY STOPPER

- 242.D0596170 (x2) BRACKET:SLIDE RAIL:PAPER TRAY:2 ASSY

- 237.D0462862 (x2) DECAL:H-TEMP WARNING:HEATER



- 212.B2346542 (x3) GRIP DRIVE SHAFT

- 206.B2346514 (x3) TIMING BELT - S2 M126

- 207.B2346530 (x3) BRACKET

- 209.B2346532 (x3) TIGHTENER BRACKET

- 205.B2346508 (x7) TENSION SPRING

- 228.B3033682 MISFEED REMOVAL KNOB

- 247.D0596496 (x2) GUIDE:MIDDLE:PAPER TRAY

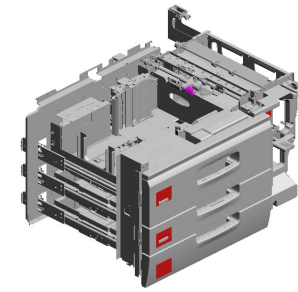
- 239.D0592399 (x2) FLANGED HEXAGONAL HEAD BOLT: M3\*4

- 232.C2693566 BUSHING:MM8:PRESSURE:DRIVE

- 213.B2346565 HARNESS CLAMP BRACKET

# U006 PAPER BANK

- 284.D0747561 GRIP:UPPER
- 259.D0626692 (x2) SLIDE RAIL:PAPER TRAY:LEFT:SUB-ASSY
- 262.D0747330 SLIDE RAIL:LEFT:NO.1
- 263.D0747331 STAY:SLIDE RAIL:LEFT INNER REAR:NO.1:PEEN
- 265.D0747335 (x2) STAY:SLIDE RAIL:LEFT:NO.2



- 274.D0747392 DECAL:PAPER TRAY:NO.1



- 264.D0747333 STAY:SLIDE RAIL:LEFT FRONT:NO.1



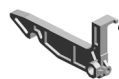
- 285.D0747562 GRIP:LOWER



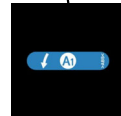
- 275.D0747393 DECAL:PAPER TRAY:NO.2



- 256.D0596721 (x2) STOPPER:PAPER TRAY



- 257.D0596725 (x2) BRACKET:STOPPER:PAPER TRAY:RIGHT:PEEN
- 248.D0596591 (x2) SPRING:PAPER TRAY:LOCK
- 267.D0747381 DECAL:VERTICAL TRANSPORT:A1
- 266.D0747349 (x4) COMPRESSION SPRING:BRACKET:SENSOR:PAPER SIZE
- 276.D0747431 STAY:HANDLE:ASSY



- 258.D0596765 DC SOLENOID:LOCK:ASSY



- 252.D0596664 GUIDE:MIDDLE:PAPER TRAY



- 260.D0743173 (x5) TIMING PULLEY:S2M:25T



- 277.D0747433 (x2) STUD:HANDLE:RELEASE:ASSY

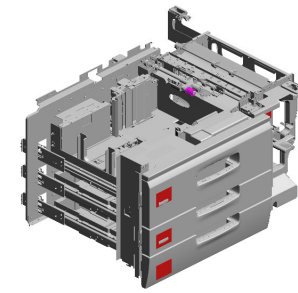


- 278.D0747446 BRACKET:DC STEPPER MOTOR:TRANSPORT UNIT



# U006 PAPER BANK

- 286.D0747563 BRACKET:SLIDER:GRIP
- 288.D0747573 (x2) BRACKET:ARM:PLATE
- 303.D1796643 RAIL:TANDEM LCT:MIDDLE:ASSY
- 324.D1796766 TRANSPORT ROLLER:VERTICAL TRANSPORT:DRIVE:CONNECTING
- 323.D1796765 TRANSPORT ROLLER:VERTICAL TRANSPORT:DRIVE:EXIT



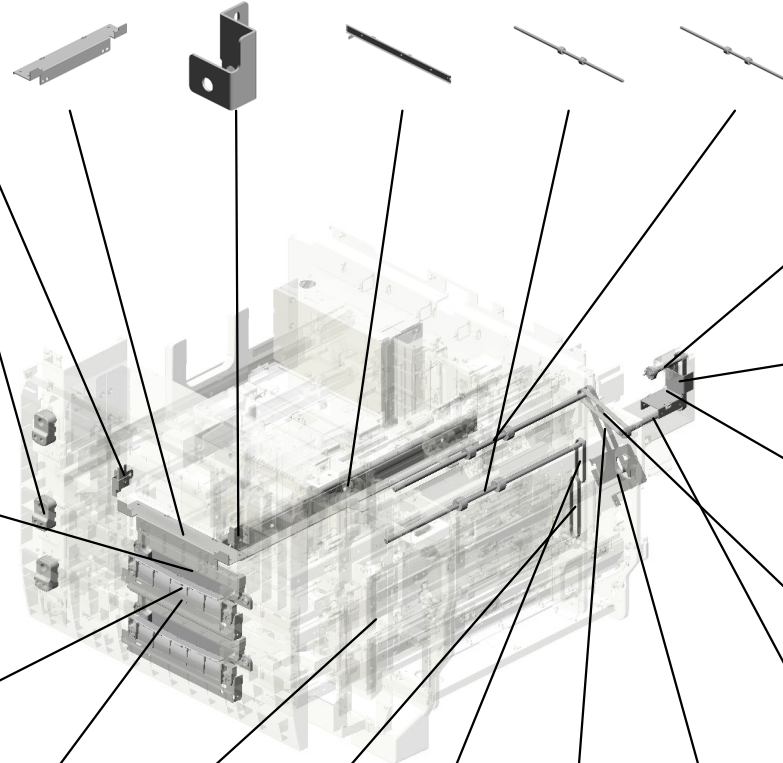
287.D0747567  
BRACKET:ARM:LINK:LEFT

308.D1796726  
(x3)  
COVER:LED:MAIN

291.D0747603  
(x2)  
PLATE:GRIP:PAPER TRAY:NO.2

292.D0747606  
(x2)  
GRIP:PAPER TRAY:NO.2

293.D0747607  
(x2)  
ARM:PAPER TRAY:GRIP



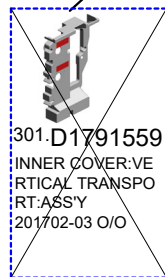
325.D1796768  
SHAFT:JOINT:CONNECTING:ASSY

318.D1796758  
SYNCHRONOUS BELT:80S2M216

316.D1796753  
BRACKET:JOINT:PROTECT

322.D1796764  
SYNCHRONOUS BELT:80S2M242

317.D1796757  
SHAFT:DRIVE



301.D1791559  
INNER COVER:VERTICAL TRANSPORT:ASSY  
201702-03 O/O

319.D1796761  
SYNCHRONOUS BELT:60S2M226

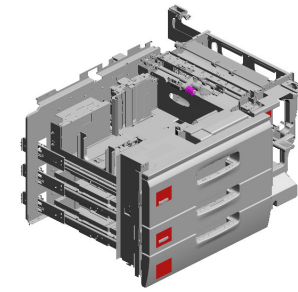
320.D1796762  
SYNCHRONOUS BELT:60S2M166

321.D1796763  
SYNCHRONOUS BELT:80S2M300

315.D1796751  
BRACKET:STM:MM56:TRANSPORT:LENGTHWISE

# U006 PAPER BANK

340.D1797540 (x8) SCREW:DIA6:M4X3 :ADHESIVE  
 341.D1797550 COVER:PAPER TR AY:NO.1:UPPER  
 346.D1797564 BRACKET:SLIDER: GRIP:UPPER  
 345.D1797562 ARM:LINK:RIGHT  
 347.D1797566 BRACKET:ARM:LIN K:RIGHT



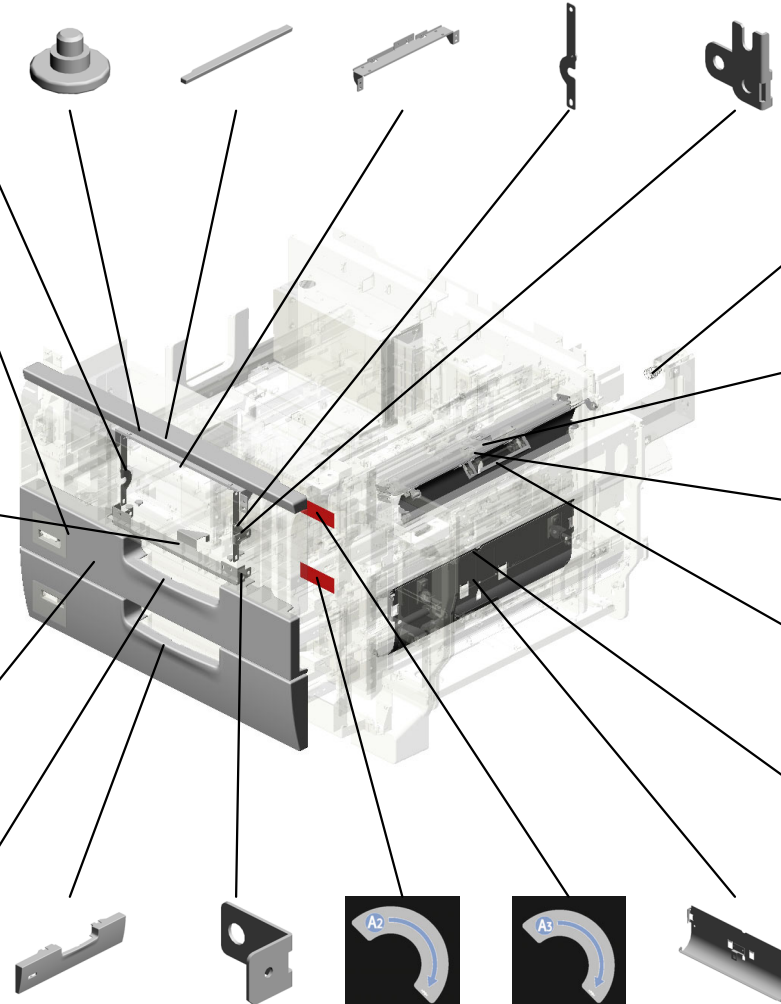
344.D1797561  
ARM:LINK:LEFT

339.D1797519  
(x2)  
BRACKET:STOPPE R:PAPER TRAY

348.D1797573  
BRACKET:ARM:UN LOCK

338.D1797518  
(x2)  
SHAFT:STOPPER: PAPER TRAY

336.D1797512  
COVER:PAPER TR AY:NO.2



333.D1796797  
COMPRESSION SP RING:JOINT:TRAN SPORT

328.D1796781  
GUIDE PLATE:VER TICAL TRANSPOR T:F1

329.D1796783  
GUIDE PLATE:VER TICAL TRANSPOR T:F1:LOWER

327.D1796775  
GUIDE PLATE:OPE N AND CLOSE:VER TICAL TRANSPOR T:UPPER

332.D1796790  
GUIDE PLATE:VER TICAL TRANSPOR T:F2:LOWER

337.D1797513  
COVER:PAPER TR AY:NO.3

350.D1797576  
(x2)  
ARM:LINK:UN LOC K

334.D1796798  
DECAL:MISFEED R EMOVAL:A2

335.D1796799  
DECAL:MISFEED R EMOVAL:A3

330.D1796784  
GUIDE PLATE:VER TICAL TRANSPOR T:F3



# U006 PAPER BANK

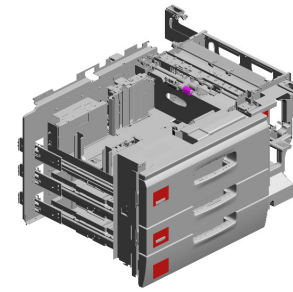
387.D2707531 COVER:PAPER TRAY:NO.1  
201611-10 X/O

351.D1797579 COVER:GRIP:INNER BACK

381.D0596169 STAY:TANDEM LEFT:ASSY

352.D1797581 STAY:COVER:TANDEM LEFT  
201501-07 X/O

382.AA143797 (x2)  
CONNECTOR GUIDEPIN  
201502-06 X/O



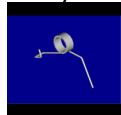
354.D1797591 (x3)  
PLATE:TRANSPARENT:LED

356.D1797597 (x3)  
COVER:LED

355.D1797596 (x3)  
DIFFUSION PLATE:LED

364.D5165200 (x6)  
PCB:LED:ASSY

363.D5161326 DECAL:PAPER TRAY:DESIGN SKETCH:3




384.AA066667 SPRING:STRIPPER PLATE:FRONT  
201505-16



353.D1797586 STOPPER:TANDEM LEFT  
201503-10 O/O



392.D1797533 (x2)  
JOINT:LINK:UNDERLOAD CHECK:PEEN  
201807-12 O/O



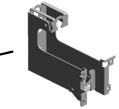
390.D2706453 (x2)  
SHAFT:MISFEED REMOVAL  
201805-04 O/O



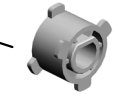
388.D1791560 INNER COVER:VERTICAL TRANSPORT



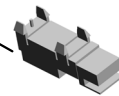
391.D2706541 (x3)  
SHAFT:DRIVE:FEED:ASSY  
201805-05 O/O



386.D1796756 BRACKET:CONNECTING:JOINT



365.G1784912 (x5)  
PULLEY:S2M:30T



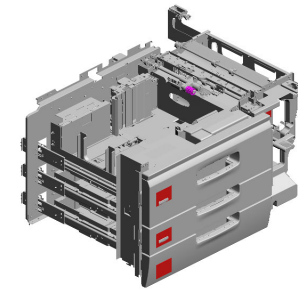
367.GW010007 (x4)  
PHOTO REFLECTOR:SENSOR:EXIT



361.D3553844 (x4)  
SHOE:HANDLE:RELEASE

# U006 PAPER BANK

401.D2707574 403.D0BX6648 422.11050760  
 SHAFT:ARM:UN LO COIL SPRING:TAN (x2)  
 CK DEM TRAY:LOCK CLAMP:LWSM-051  
 201902-05 O/O 201903-03 O/O 1A  
 202310-01



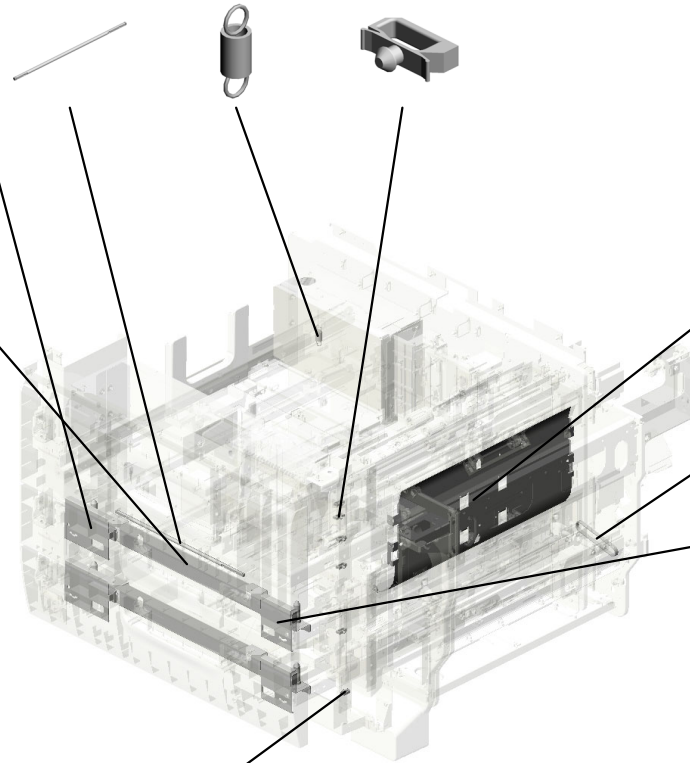
400.B0656589  
 (x2)  
 LEFT SUPPORT PL  
 ATE

406.D1796619  
 (x2)  
 STAY:HOLDER:PA  
 PER TRAY:ASS'Y

415.D0BX6786  
 GUIDE PLATE:VER  
 TICAL TRANSPOR  
 T:F2:PEEN  
 202002-01 X/O

416.AA043737  
 TIMING BELT:60S2  
 M188  
 202003-02 O/O

407.D1796626  
 (x2)  
 SUPPORTING PLA  
 TE:RIGHT:HOLDER  
 :PAPER TRAY





422.11050760  
 (x4)  
 CLAMP:LWSM-051  
 1A  
 202310-02 O/O

U001	U002	U003	U004	U005	<b>U006</b>	U007	U008	U009	U010	U011	U012	U013	U014	U015	U016	U017	U018	U019	U020	U021
------	------	------	------	------	-------------	------	------	------	------	------	------	------	------	------	------	------	------	------	------	------



U006\_S001  
STOPPER:REGISTRATION:TANDEM LCT:ASS'Y


379.D1797528  
CAP:STOPPER:REGISTRATION



380.D1797525  
STOPPER:REGISTRATION:TANDEM LCT:ASS'Y

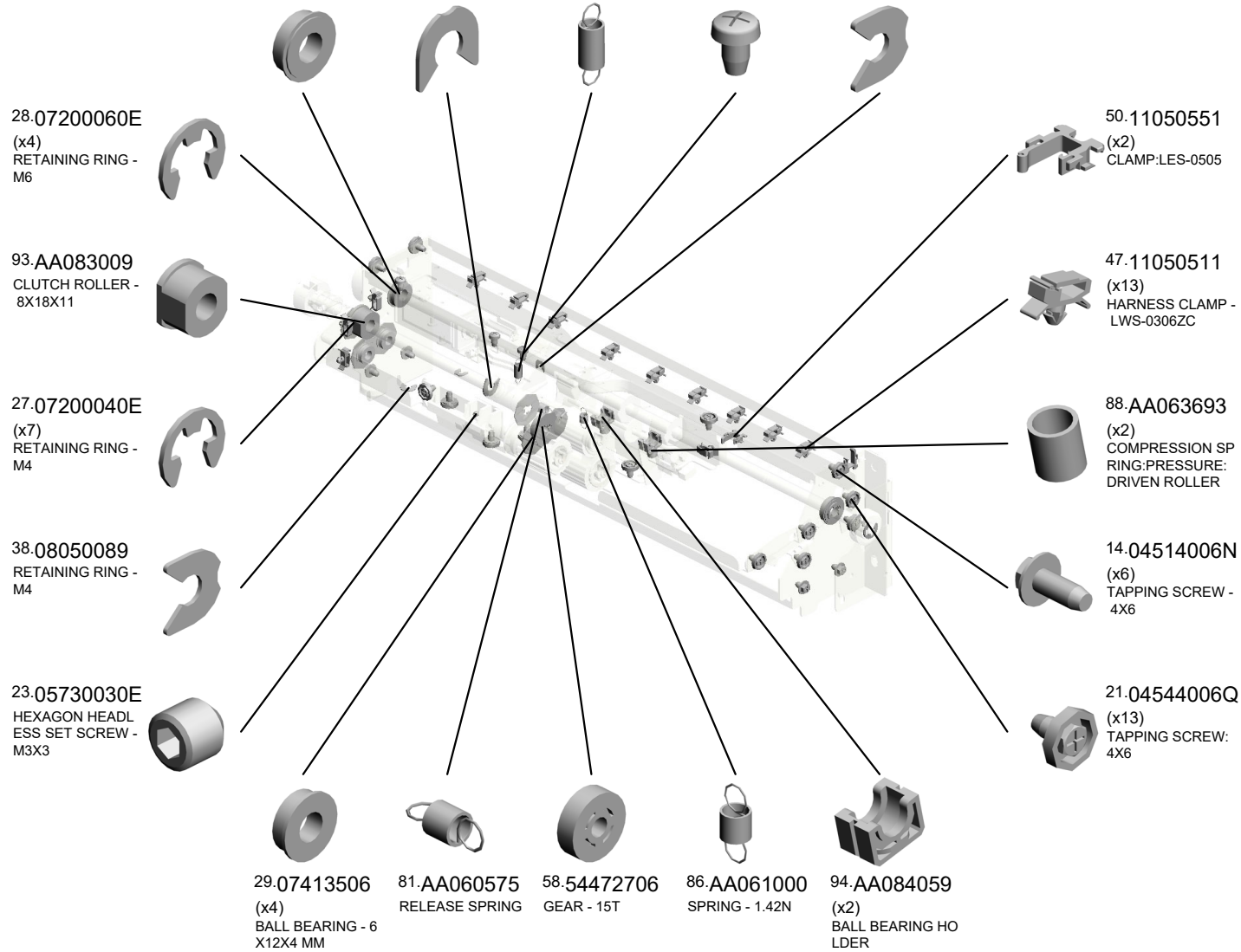
U001	U002	U003	U004	U005	<b>U006</b>	U007	U008	U009	U010	U011	U012	U013	U014	U015	U016	U017	U018	U019	U020	U021
------	------	------	------	------	-------------	------	------	------	------	------	------	------	------	------	------	------	------	------	------	------

U006\_S002  
 PAPER FEED UNIT:PAPER BANK:ASS'Y




302.D1796628  
 [A]  
 PAPER FEED UNIT  
 :PAPER BANK:ASS'  
 Y  
 201503-02 X/O

32.07433808 (x2) RADIAL BALL BEARING: DIA8XDIA16X5 201807-03 O/O  
 37.08050088 (x2) RETAINING RING - M6  
 80.AA060523 PICK-UP PRESSURE SPRING  
 8.04340060N (x3) PAN SELF-TAPPING SCREW:M4X6  
 39.08050092 (x2) RETAINING RING - 3M

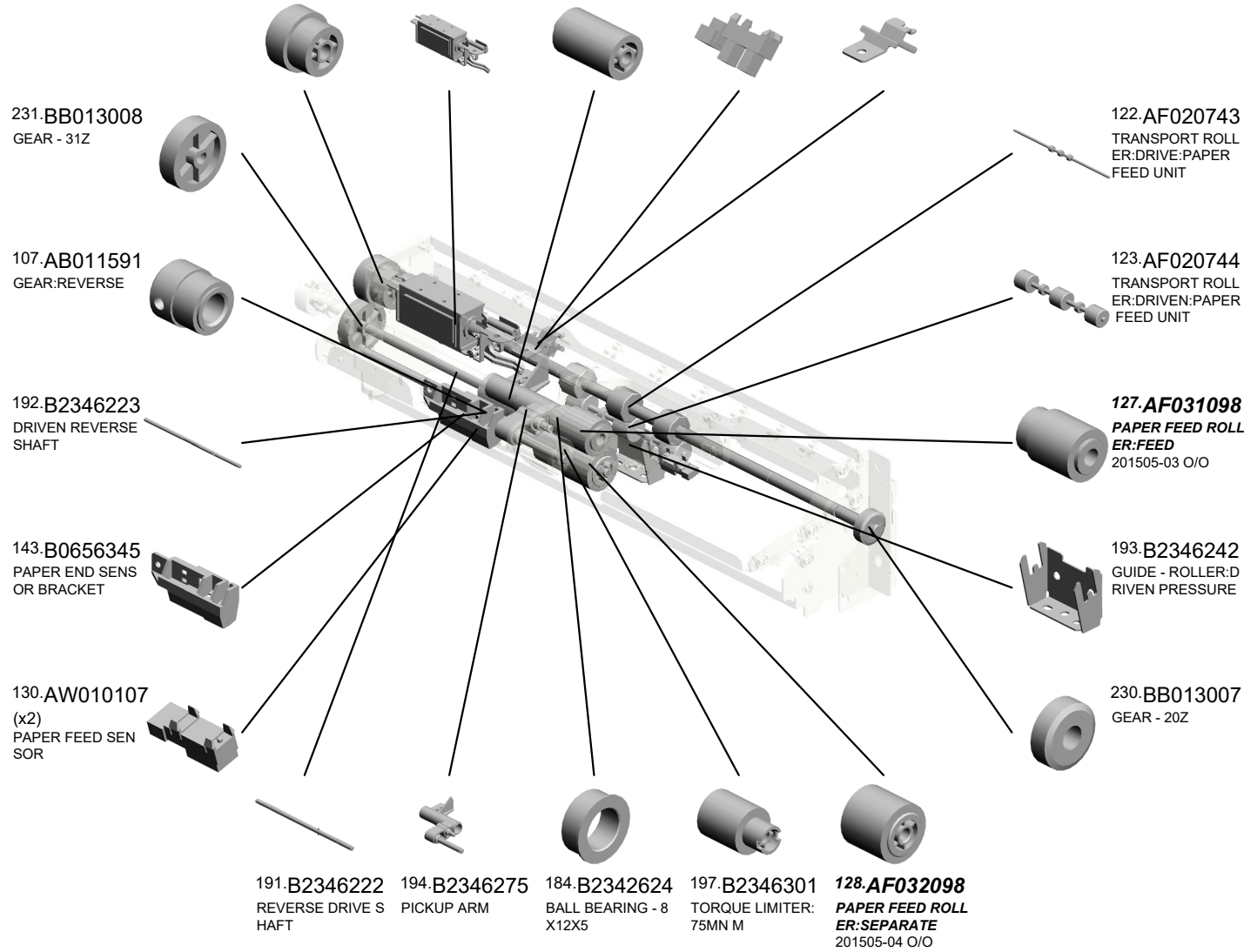


U006\_S002  
PAPER FEED UNIT:PAPER BANK:ASS'Y

113.AB017771 GEAR:TRANSPORT ROLLER:INPUT:Z 23/Z28  
 195.B2346282 PICKUP DC SOLENOID  
 106.AB011392 DRIVE REVERSE GEAR - 24Z  
 132.AW020145 PHOTOINTERRUPTOR:FLAT  
 196.B2346288 BSENSOR BRACKET - SENSOR



302.D1796628  
**[A]**  
 PAPER FEED UNIT  
 :PAPER BANK:ASS'  
 Y  
 201503-02 X/O

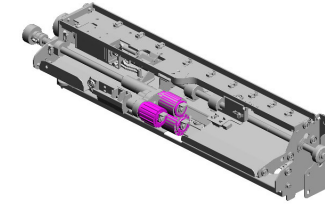


U001	U002	U003	U004	U005	U006	U007	U008	U009	U010	U011	U012	U013	U014	U015	U016	U017	U018	U019	U020	U021
------	------	------	------	------	------	------	------	------	------	------	------	------	------	------	------	------	------	------	------	------

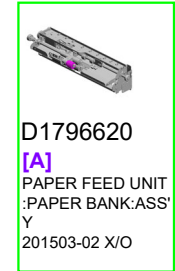
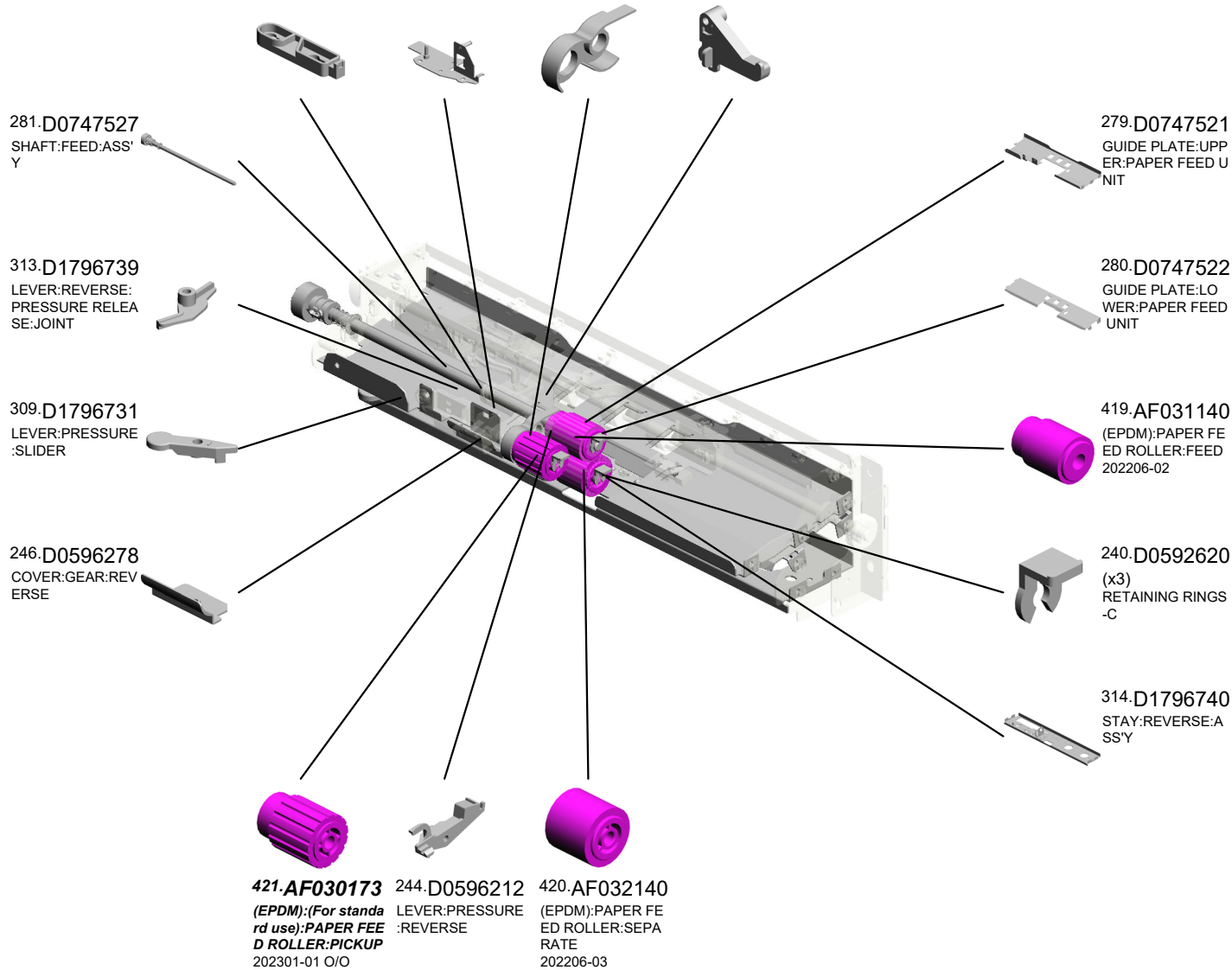
U006\_S002

PAPER FEED UNIT:PAPER BANK:ASS'Y

312.D1796738 SLIDER:CAM:REVERSE  
 310.D1796734 BRACKET:SLIDER:CAM  
 245.D0596277 COVER:GEAR:PAPER FEED ROLLER  
 311.D1796737 LEVER:PRESSURE RELEASE:REVERSE




302.D1796628  
**[A]**  
 PAPER FEED UNIT  
 :PAPER BANK:ASS'  
 Y  
 201503-02 X/O



D1796620  
**[A]**  
 PAPER FEED UNIT  
 :PAPER BANK:ASS'  
 Y  
 201503-02 X/O

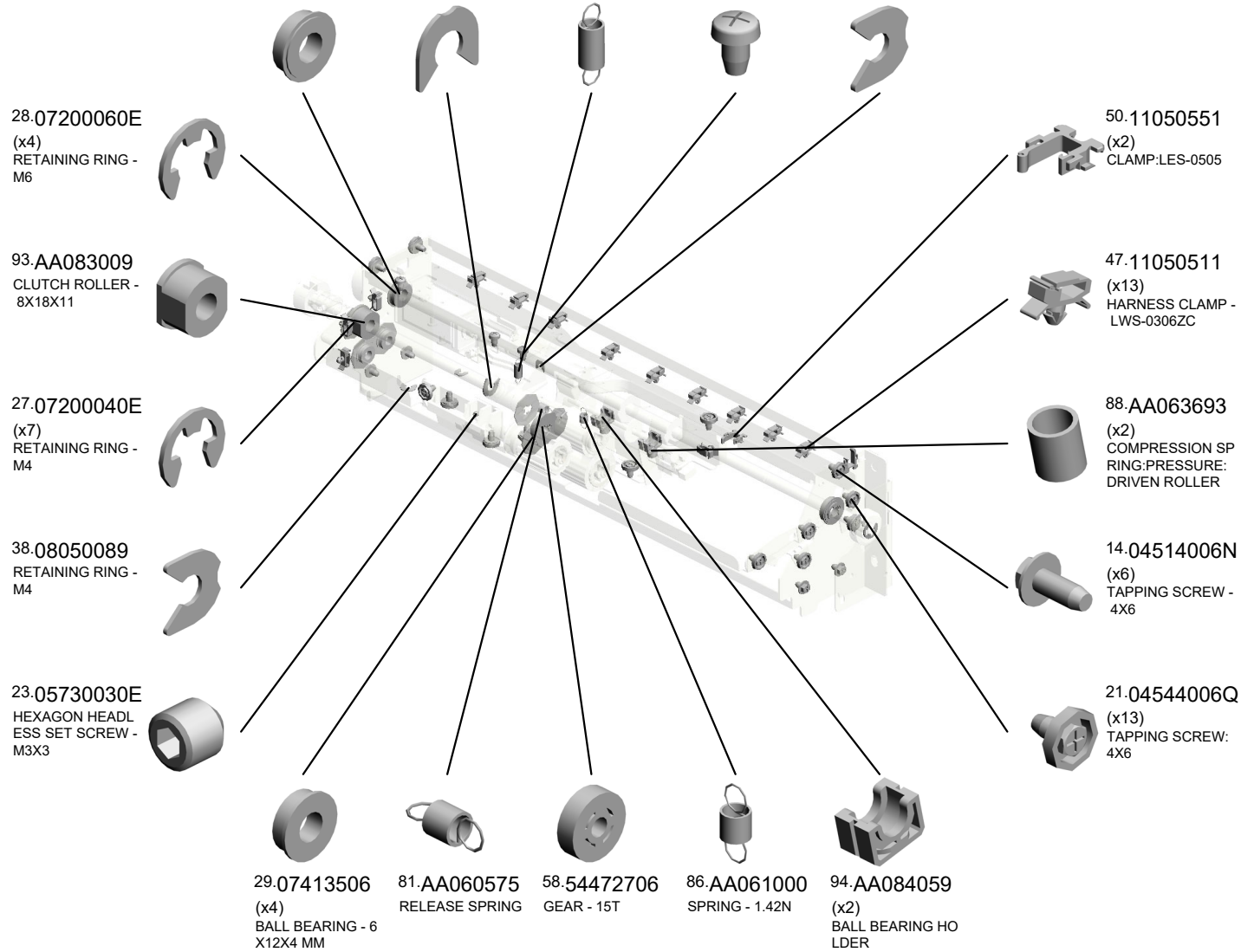
U001	U002	U003	U004	U005	U006	U007	U008	U009	U010	U011	U012	U013	U014	U015	U016	U017	U018	U019	U020	U021
------	------	------	------	------	------	------	------	------	------	------	------	------	------	------	------	------	------	------	------	------

U006\_S003  
 PAPER FEED UNIT:PAPER BANK:ASS'Y




302.D1796628  
 [A]  
 PAPER FEED UNIT  
 :PAPER BANK:ASS'  
 Y  
 201503-02 X/O

32.07433808 (x2) RADIAL BALL BEARING: DIA8XDIA16X5 201807-03 O/O  
 37.08050088 (x2) RETAINING RING - M6  
 80.AA060523 PICK-UP PRESSURE SPRING  
 8.04340060N (x3) PAN SELF-TAPPING SCREW:M4X6  
 39.08050092 (x2) RETAINING RING - 3M

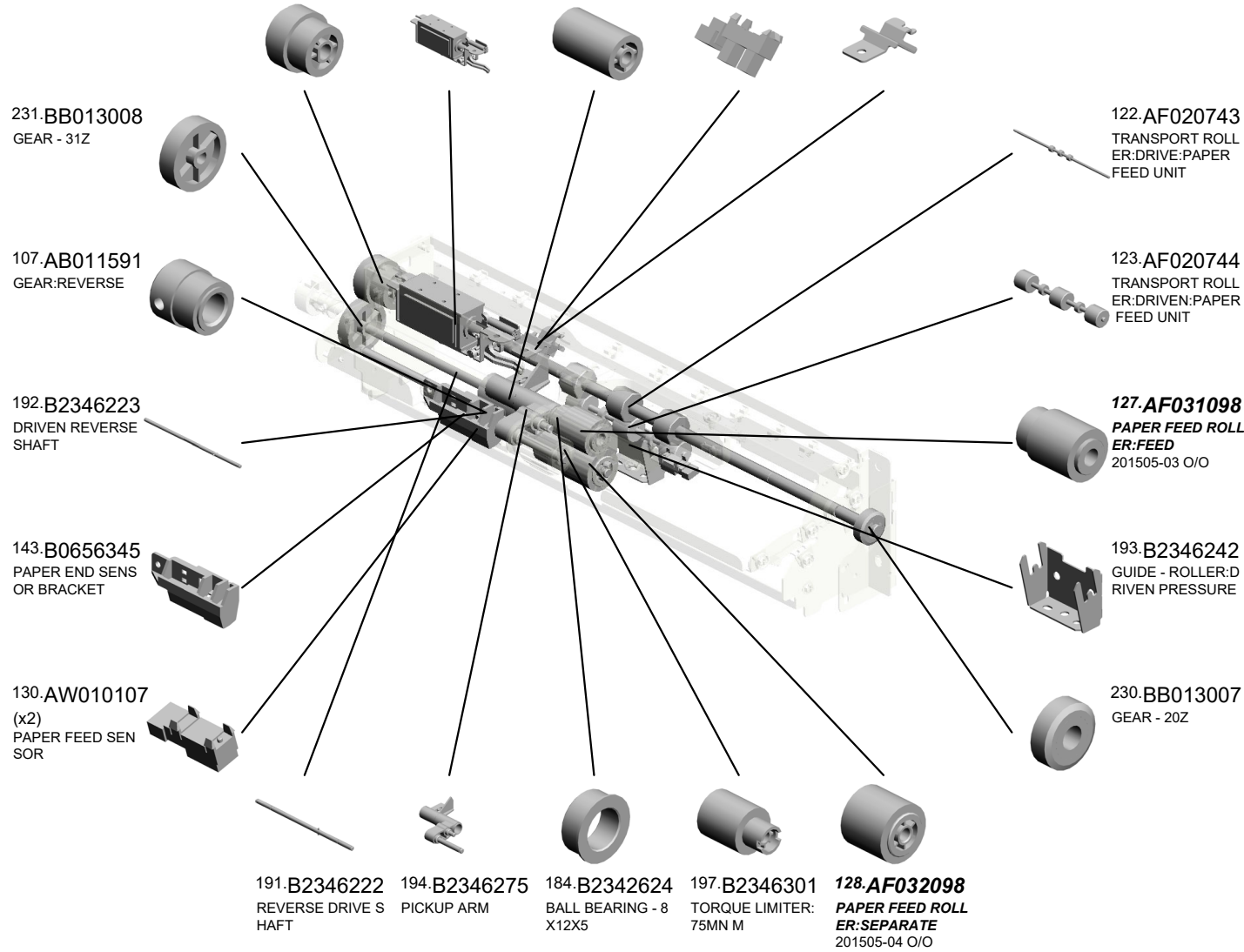


U006\_S003  
 PAPER FEED UNIT:PAPER BANK:ASS'Y

- 113.AB017771 GEAR:TRANSPORT ROLLER:INPUT:Z 23/Z28
- 195.B2346282 PICKUP DC SOLENOID
- 106.AB011392 DRIVE REVERSE GEAR - 24Z
- 132.AW020145 PHOTOINTERRUPTOR:FLAT
- 196.B2346288 BSENSOR BRACKET - SENSOR



302.D1796628  
 [A]  
 PAPER FEED UNIT  
 :PAPER BANK:ASS'  
 Y  
 201503-02 X/O




U001	U002	U003	U004	U005	U006	U007	U008	U009	U010	U011	U012	U013	U014	U015	U016	U017	U018	U019	U020	U021
------	------	------	------	------	------	------	------	------	------	------	------	------	------	------	------	------	------	------	------	------

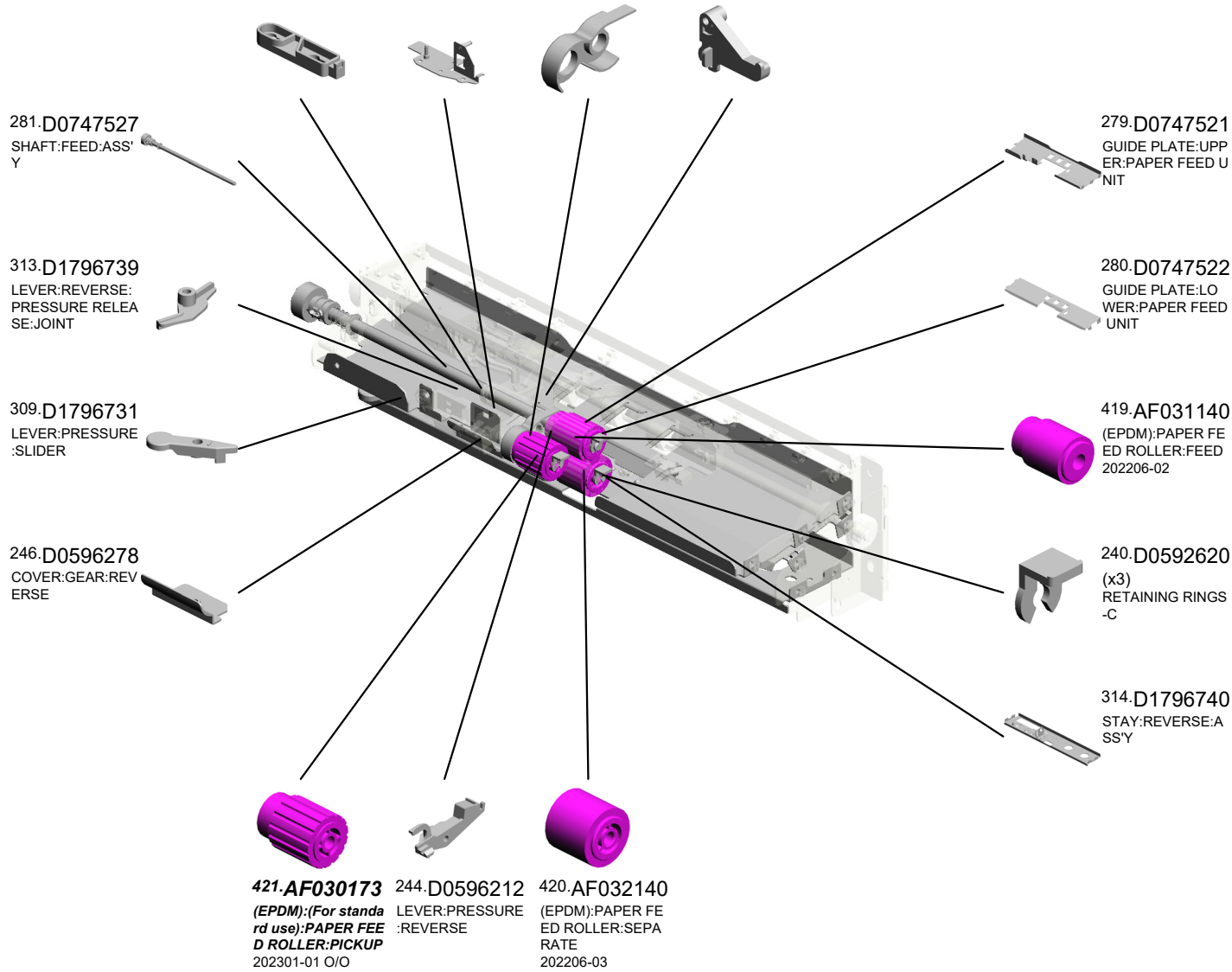
U006\_S003

PAPER FEED UNIT:PAPER BANK:ASS'Y

312.D1796738 SLIDER:CAM:REVERSE  
 310.D1796734 BRACKET:SLIDER:CAM  
 245.D0596277 COVER:GEAR:PAPER FEED ROLLER  
 311.D1796737 LEVER:PRESSURE RELEASE:REVERSE




302.D1796628  
 [A]  
 PAPER FEED UNIT  
 :PAPER BANK:ASS'  
 Y  
 201503-02 X/O



D1796620  
 [A]  
 PAPER FEED UNIT  
 :PAPER BANK:ASS'  
 Y  
 201503-02 X/O

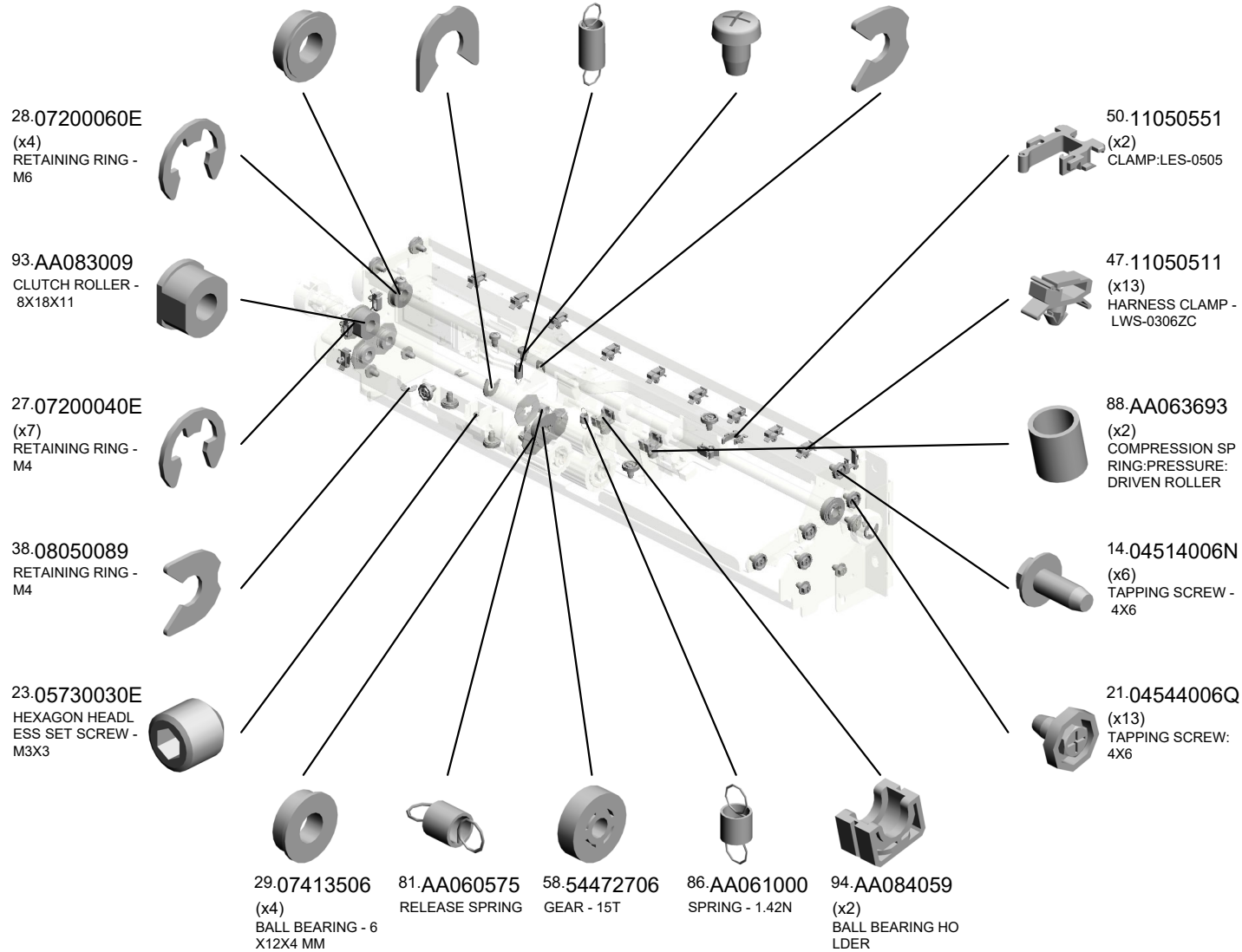
U001	U002	U003	U004	U005	U006	U007	U008	U009	U010	U011	U012	U013	U014	U015	U016	U017	U018	U019	U020	U021
------	------	------	------	------	------	------	------	------	------	------	------	------	------	------	------	------	------	------	------	------

U006\_S004  
PAPER FEED UNIT:PAPER BANK:ASS'Y



302.D1796628  
[A]  
PAPER FEED UNIT  
:PAPER BANK:ASS'  
Y  
201503-02 X/O


32.07433808 (x2) RADIAL BALL BEARING: DIA8XDIA16X5 201807-03 O/O  
37.08050088 (x2) RETAINING RING - M6  
80.AA060523 PICK-UP PRESSURE SPRING  
8.04340060N (x3) PAN SELF-TAPPING SCREW: M4X6  
39.08050092 (x2) RETAINING RING - 3M



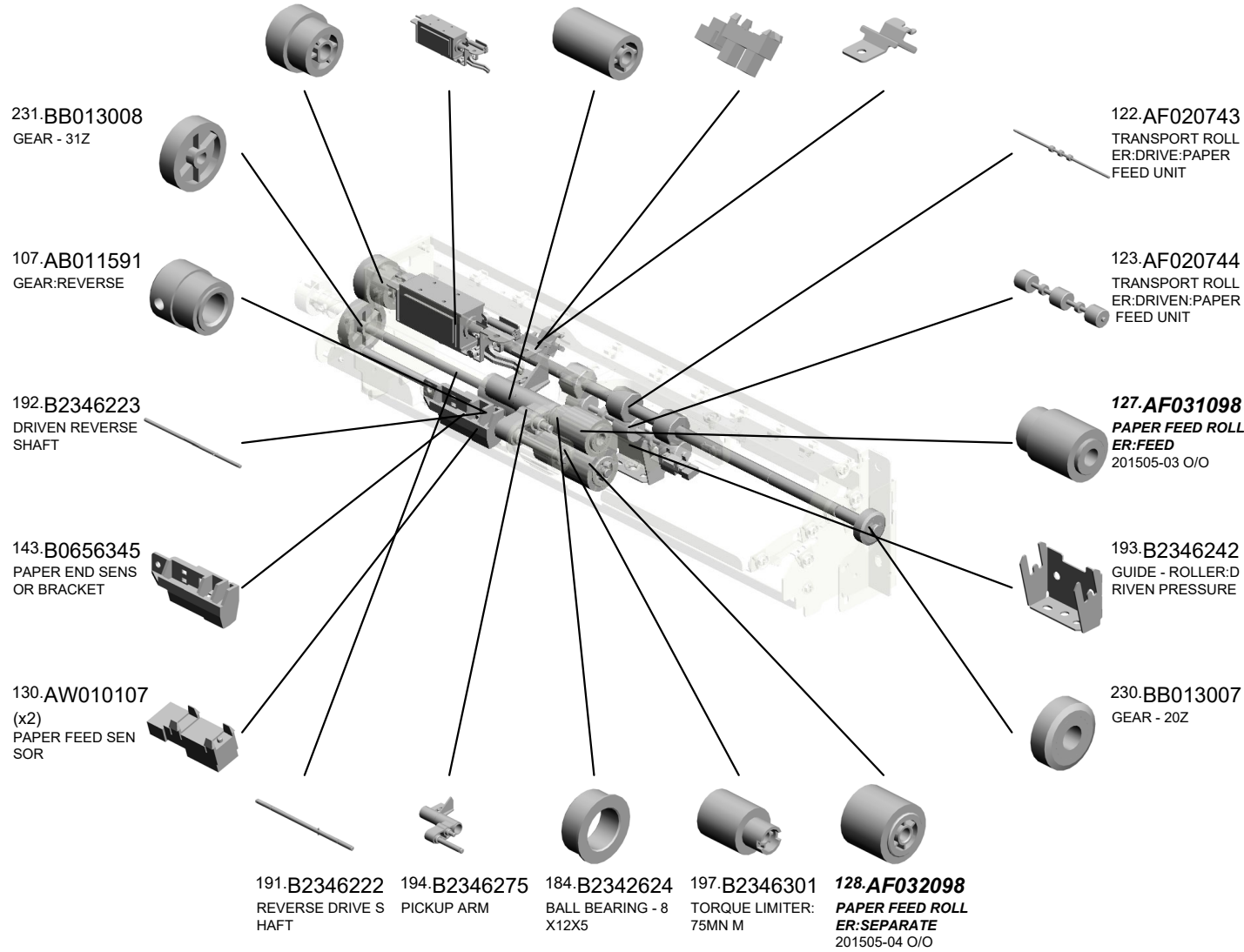


U006\_S004  
PAPER FEED UNIT:PAPER BANK:ASS'Y

- 113.AB017771 GEAR:TRANSPORT ROLLER:INPUT:Z 23/Z28
- 195.B2346282 PICKUP DC SOLENOID
- 106.AB011392 DRIVE REVERSE GEAR - 24Z
- 132.AW020145 PHOTOINTERRUPTOR:FLAT
- 196.B2346288 BSENSOR BRACKET - SENSOR



302.D1796628  
[A]  
PAPER FEED UNIT  
:PAPER BANK:ASS'  
Y  
201503-02 X/O




U001	U002	U003	U004	U005	U006	U007	U008	U009	U010	U011	U012	U013	U014	U015	U016	U017	U018	U019	U020	U021
------	------	------	------	------	------	------	------	------	------	------	------	------	------	------	------	------	------	------	------	------


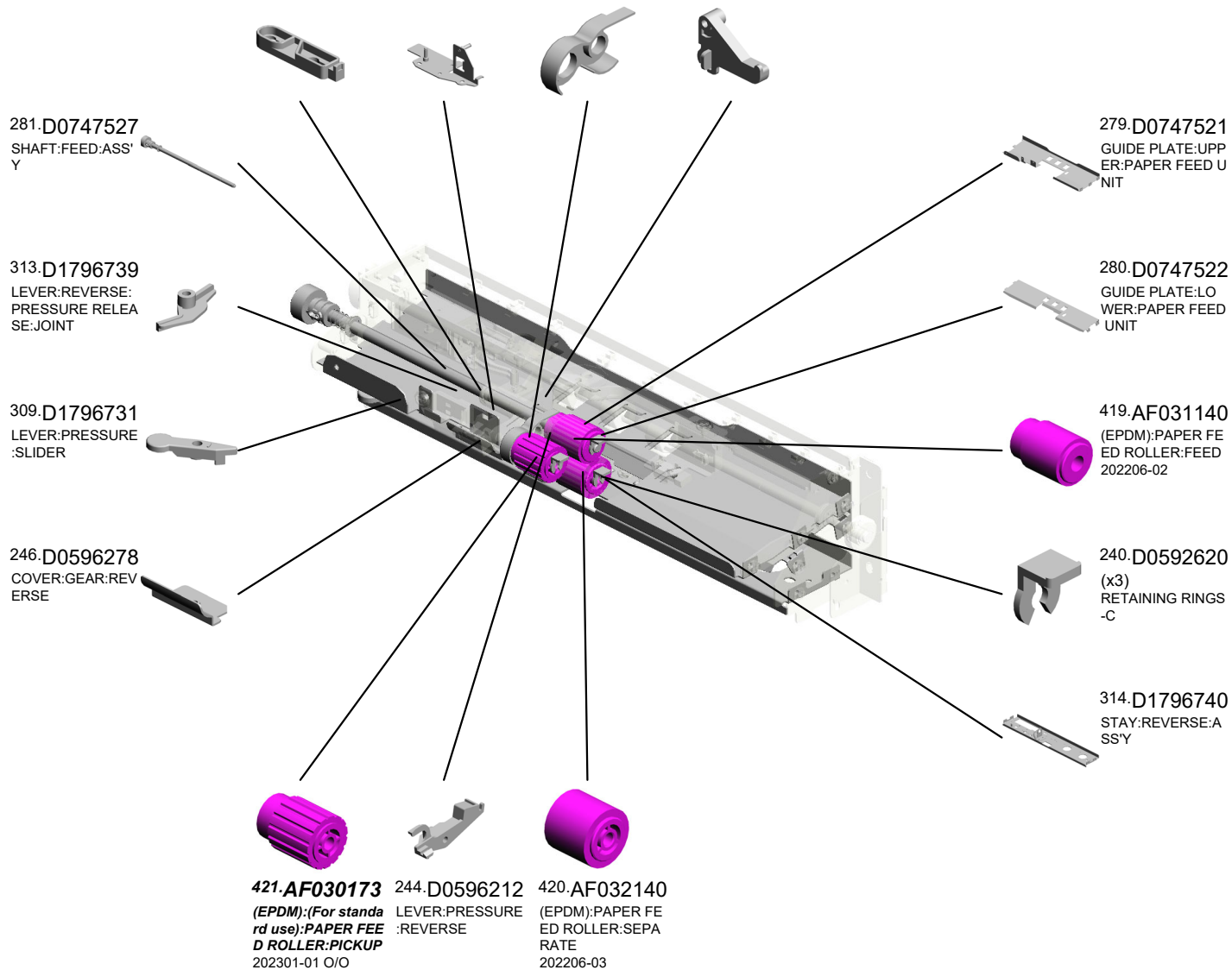
U006\_S004

PAPER FEED UNIT:PAPER BANK:ASS'Y

312.D1796738 SLIDER:CAM:REVERSE  
 310.D1796734 BRACKET:SLIDER:CAM  
 245.D0596277 COVER:GEAR:PAPER FEED ROLLER  
 311.D1796737 LEVER:PRESSURE RELEASE:REVERSE



302.D1796628  
 [A]  
 PAPER FEED UNIT  
 :PAPER BANK:ASS'  
 Y  
 201503-02 X/O




D1796620  
 [A]  
 PAPER FEED UNIT  
 :PAPER BANK:ASS'  
 Y  
 201503-02 X/O

U001	U002	U003	U004	U005	U006	U007	U008	U009	U010	U011	U012	U013	U014	U015	U016	U017	U018	U019	U020	U021
------	------	------	------	------	------	------	------	------	------	------	------	------	------	------	------	------	------	------	------	------

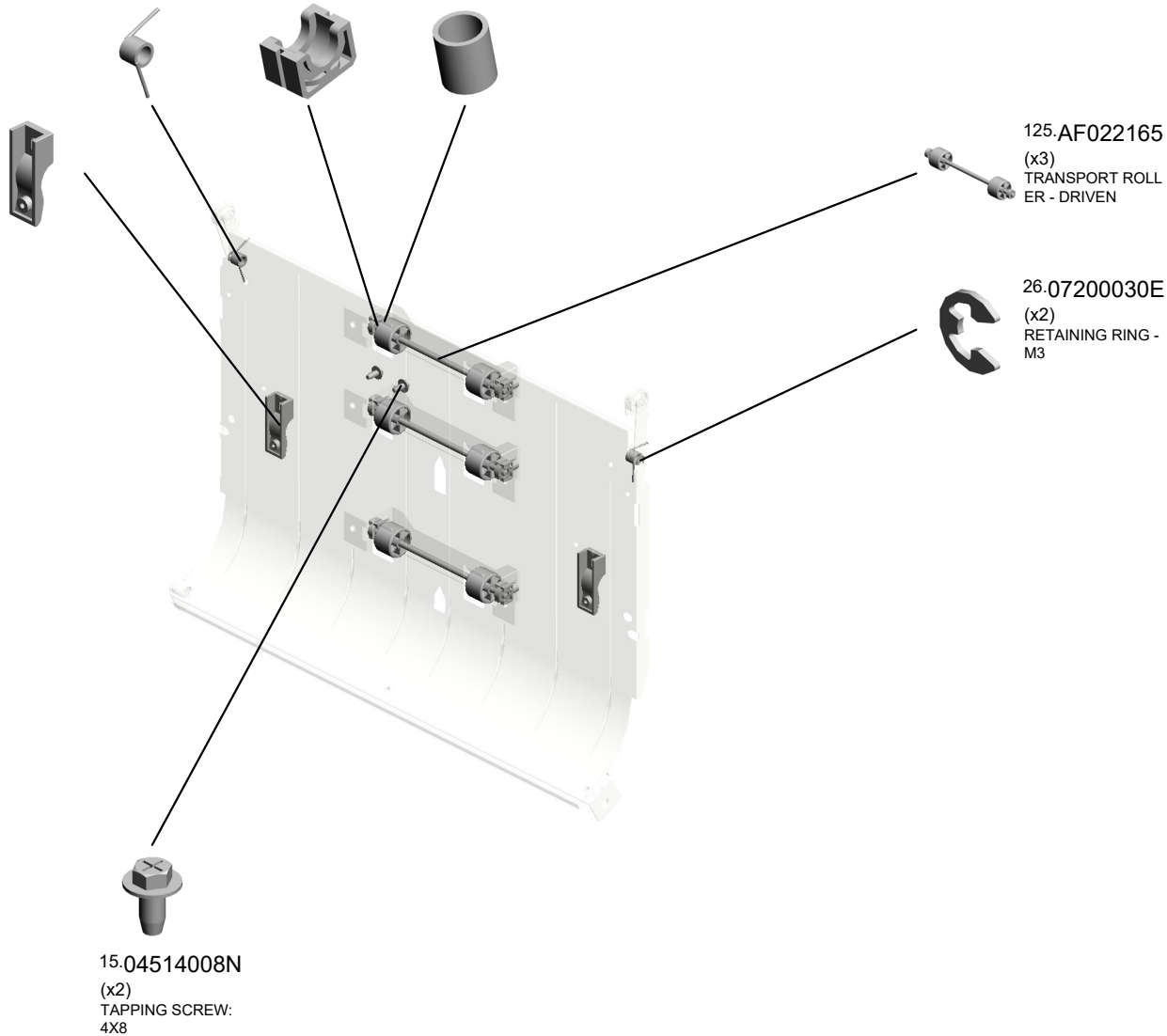
U006\_S005  
GUIDE PLATE:OPEN AND CLOSE:VERTICAL TRANSPORT:LOWER:ASS'Y

362.D3553858 (x2) TORSION SPRING: GUIDE PLATE:16N  
 94.AA084059 (x6) BALL BEARING HOLDER  
 88.AA063693 (x6) COMPRESSION SPRING:PRESSURE:DRIVEN ROLLER



417.D0BX6771  
 [A]  
 GUIDE PLATE:OPEN AND CLOSE:VERTICAL TRANSPORT:LOWER:ASS'Y  
 202110-02 O/O

399.D0BX6795 (x2) HOLDER:STAY:GUIDE PLATE  
 201901-02 O/O



125.AF022165 (x3) TRANSPORT ROLLER - DRIVEN

26.07200030E (x2) RETAINING RING - M3

15.04514008N (x2) TAPPING SCREW: 4X8



D1796771  
 [A]  
 GUIDE PLATE:OPEN AND CLOSE:VERTICAL TRANSPORT:LOWER:ASS'Y  
 202110-02 O/O

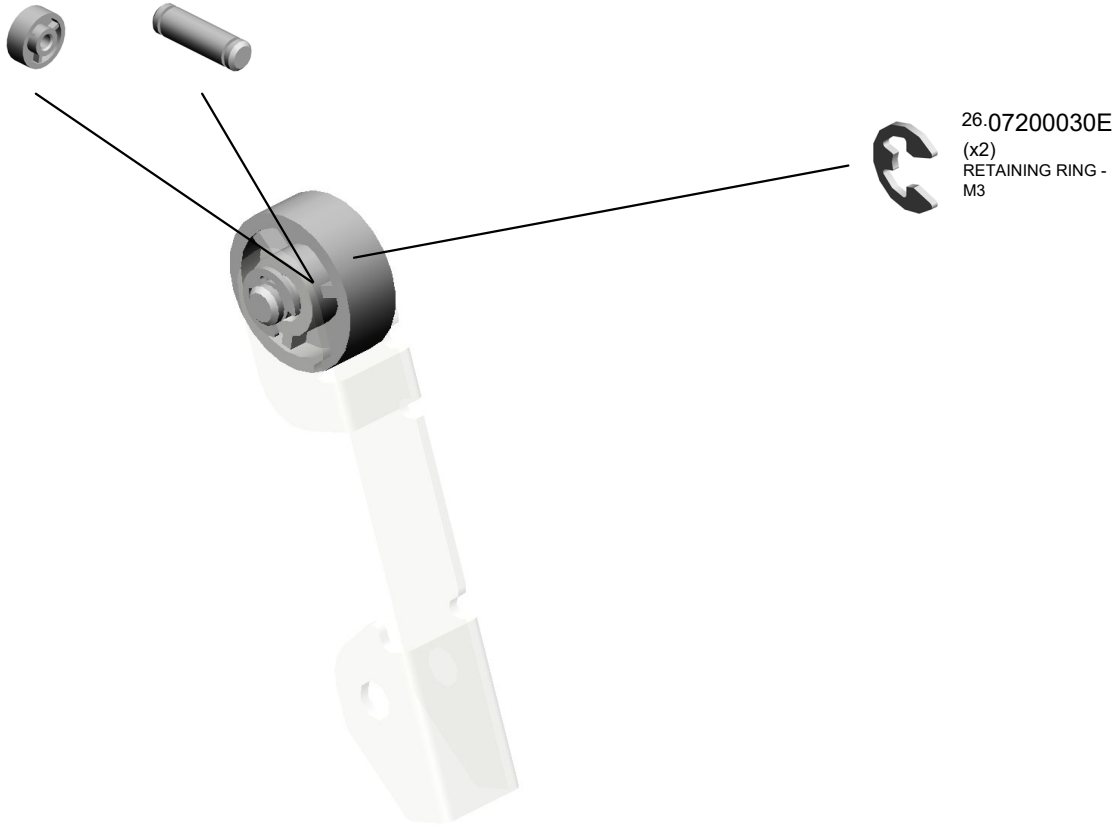
U001	U002	U003	U004	U005	U006	U007	U008	U009	U010	U011	U012	U013	U014	U015	U016	U017	U018	U019	U020	U021
------	------	------	------	------	------	------	------	------	------	------	------	------	------	------	------	------	------	------	------	------

U006\_S005\_S001  
BRACKET:DETENT:RIGHT:ASS'Y

357.D3551196 366.G3631105  
ROLLER:DETENT DETENT ROLLER  
SHAFT



358.D3553810  
BRACKET:DETENT  
:RIGHT:ASS'Y




U001	U002	U003	U004	U005	<b>U006</b>	U007	U008	U009	U010	U011	U012	U013	U014	U015	U016	U017	U018	U019	U020	U021
------	------	------	------	------	-------------	------	------	------	------	------	------	------	------	------	------	------	------	------	------	------

U006\_S005\_S002  
BRACKET:DETENT:ASS'Y

357.D3551196 366.G3631105  
ROLLER:DETENT DETENT ROLLER  
SHAFT

26.07200030E  
(x2)  
RETAINING RING -  
M3



360.D3553840  
BRACKET:DETENT  
:ASS'Y

U001	U002	U003	U004	U005	<b>U006</b>	U007	U008	U009	U010	U011	U012	U013	U014	U015	U016	U017	U018	U019	U020	U021
------	------	------	------	------	-------------	------	------	------	------	------	------	------	------	------	------	------	------	------	------	------

U006\_S006  
(EU):TANDEM LCT:LEFT:ASS'Y

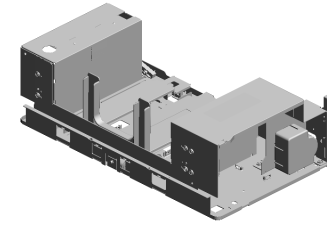
71.D1947552 SIDE PLATE:TAND  
EM LCT:LEFT SIDE  
WAYS  
201502-04 X/O

43.11050328 (x4)  
HARNESS CLAMP -  
ES-0505

48.11050516 (x6)  
CLAMP


14.04514006N (x25)  
TAPPING SCREW -  
4X6

132.AW020145 (x2)  
PHOTOINTERRUP  
TOR:FLAT



395.D2707555  
[A]  
(EU):TANDEM LCT:  
LEFT:ASS'Y  
201808-07 O/O

1.03130080N  
(x2)  
PAN HEAD SCREW  
:M3X8



10.04504008N  
(x2)  
TAPPING SCREW -  
M4X8




27.07200040E  
(x5)  
RETAINING RING -  
M4



85.AA060987  
TENSION SPRING:  
TIMING BELT:10N



118.AB033085  
TIMING PULLEY - 1  
5T



11.04504010N  
(x2)  
TAPPING SCREW:  
M4X10




76.AA043271  
TIMING BELT S3M  
196T



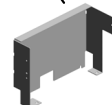
19.04534006N  
BINDING SELF TAP  
PING SCREW:4X6



117.AB033084  
TIMING PULLEY - 1  
5T



70.A2946643  
LEFT FRONT FENC  
E



55.50530447  
(x2)  
BUSHING - 6MM



96.AA140686  
SHAFT - TIMING P  
ULLEY



114.AB019475  
GEAR - 48T



9.04503008N  
(x3)  
TAPPING SCREW -  
M3X8

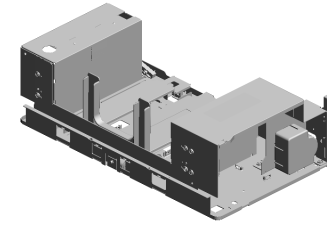


110.AB013798  
GEAR - Z18



U006\_S006  
(EU):TANDEM LCT:LEFT:ASS'Y

249.D0596620 LEVER:COUPLING:LEFT  
 251.D0596659 SUPPORTING PLATE:SIDE FENCE:LEFT  
 226.B2476950 SHAFT:SLIDER:BACK FENCE  
 153.B0656831 SENSOR BRACKET



395.D2707555  
 [A]  
 (EU):TANDEM LCT:LEFT:ASS'Y  
 201808-07 O/O

171.B1327541  
 TRAY BOTTOM PLATE:LEFT REAR

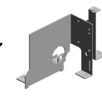


414.D2707389  
 DECAL:PAPER SET DIRECTION:TANDEM LCT:LEFT  
 201909-02 O/O

174.B1327561  
 BACK FENCE:LEFT




253.D0596665  
 BRACKET:DC MOTOR:LEFT:ASS'Y



175.B1327564  
 SLIDER:BACK FENCE:LEFT




423.D0EZ6646  
 INNER COVER:TANDEM LCT:LEFT  
 202311-02 O/O



151.B0656823  
 TIMING BELT COVER



136.AX040145  
 DC MOTOR:TANDEM LCT



227.B2476951 BRACKET:PULLEY:DRIVEN:ASS'Y  
 133.AW020163 PAPER FEED SENSOR  
 220.B2347540 TRAY BOTTOM PLATE:LEFT FRONT  
 152.B0656830 PULLEY BRACKET

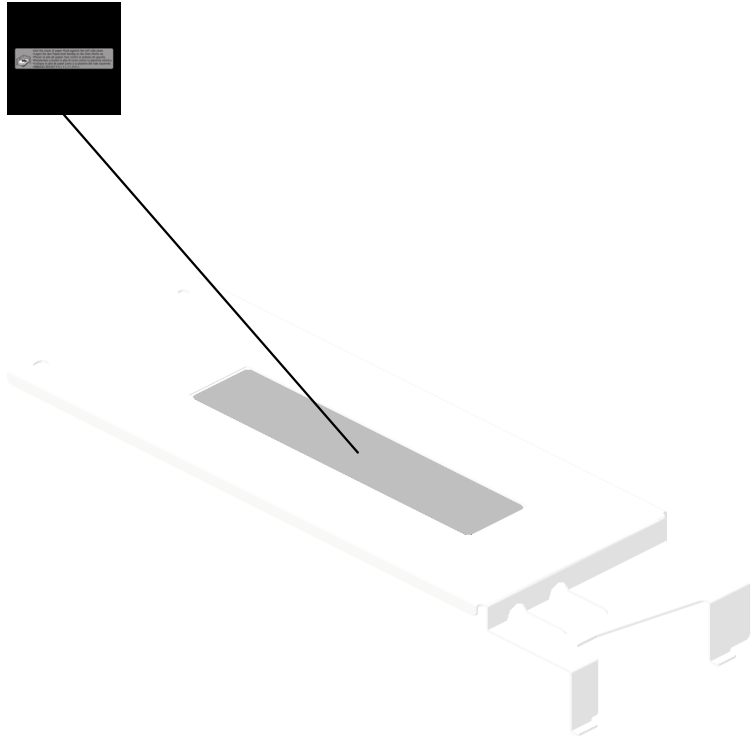



D1947545  
 [A]  
 (EU):TANDEM LCT:LEFT:ASS'Y  
 201808-07 O/O

U001	U002	U003	U004	U005	U006	U007	U008	U009	U010	U011	U012	U013	U014	U015	U016	U017	U018	U019	U020	U021
------	------	------	------	------	------	------	------	------	------	------	------	------	------	------	------	------	------	------	------	------

U006\_S006\_S001  
TRAY BOTTOM PLATE:LEFT MIDDLE:ASS'Y

270.D0747387  
(NA/EU):DECAL:BA  
SE:TANDEM LCT:L  
EFT


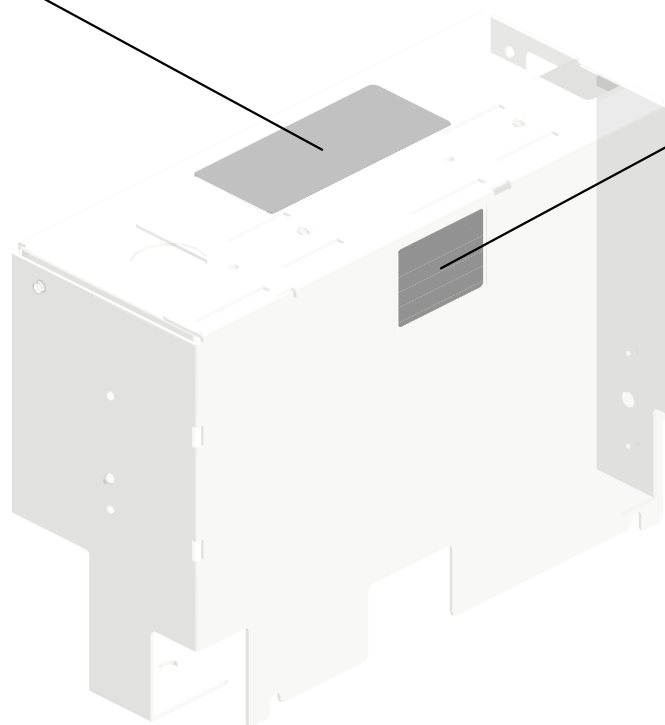


U001	U002	U003	U004	U005	<b>U006</b>	U007	U008	U009	U010	U011	U012	U013	U014	U015	U016	U017	U018	U019	U020	U021
------	------	------	------	------	-------------	------	------	------	------	------	------	------	------	------	------	------	------	------	------	------




U006\_S006\_S002  
(NA/EU/CHN):SIDE FENCE:TANDEM LCT:LEFT REAR:ASS'Y


389.D2707548  
DECAL:CAUTION:INSERT:PAPER FEED SUB-UNIT  
201803-01 O/O



74.AA001508  
DECAL:SIDE FENCE:40X30



396.D2707544  
[A]  
(NA/EU/CHN):SIDE FENCE:TANDEM LCT:LEFT REAR:ASS'Y  
201809-04 O/O




D1797544  
[A]  
(EU/CHN):SIDE FENCE:TANDEM LCT:LEFT REAR:ASS'Y  
201809-04 O/O

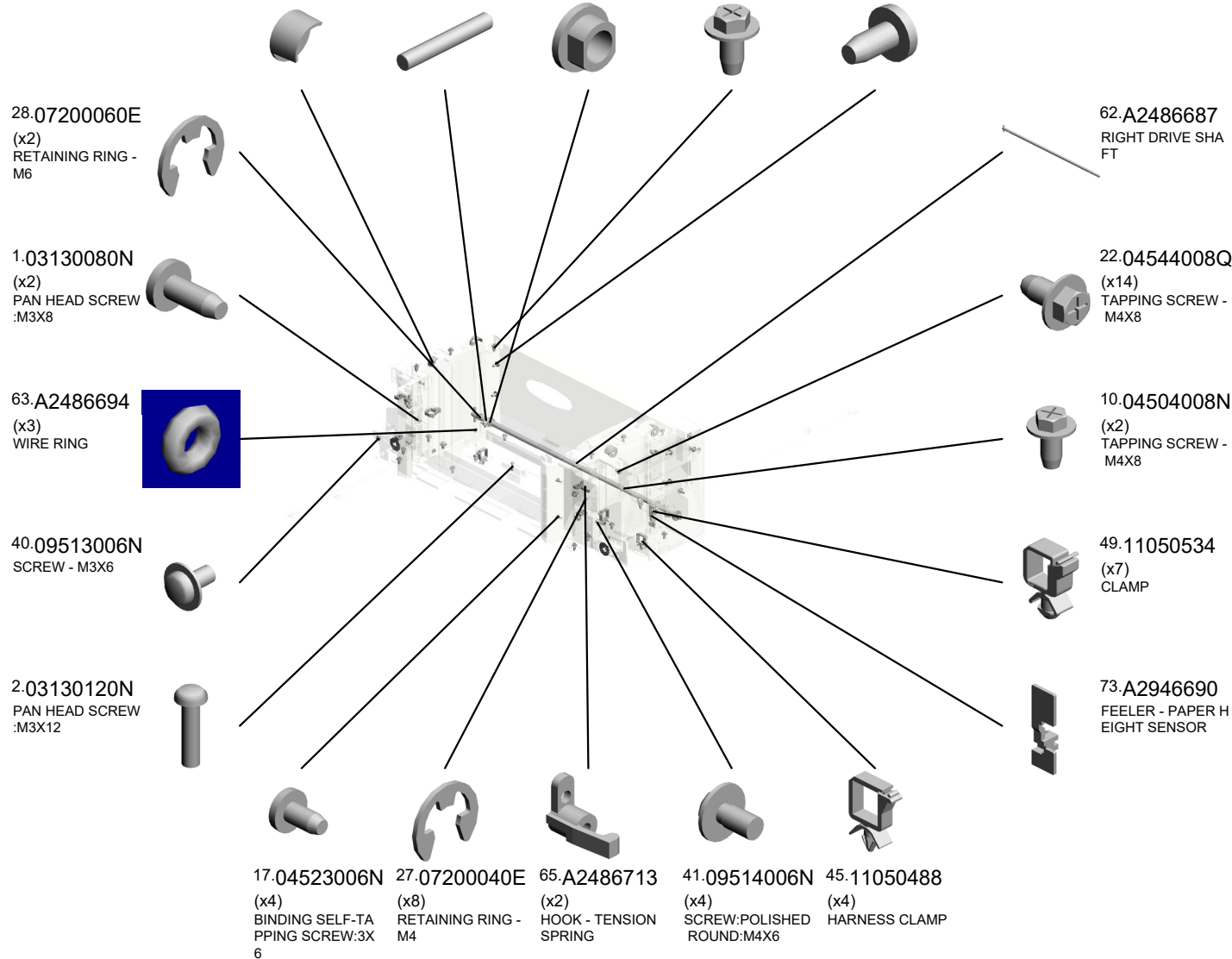
U001	U002	U003	U004	U005	<b>U006</b>	U007	U008	U009	U010	U011	U012	U013	U014	U015	U016	U017	U018	U019	U020	U021
------	------	------	------	------	-------------	------	------	------	------	------	------	------	------	------	------	------	------	------	------	------

U006\_S007  
(EU):TANDEM LCT:RIGHT:ASS'Y

64.A2486695 (x4) GUIDE - PULLEY  
 24.06330200G (x2) PIN - M3X20  
 54.50530223 (x3) BUSHING - 8MM  
 15.04514008N (x17) TAPPING SCREW:  
 4X8  
 20.04534008N BINDING SELF TAP  
 PING SCREW:4X8




411.D1796646  
 [A]  
 (EU):TANDEM LCT:  
 RIGHT:ASS'Y  
 201907-21 X/O



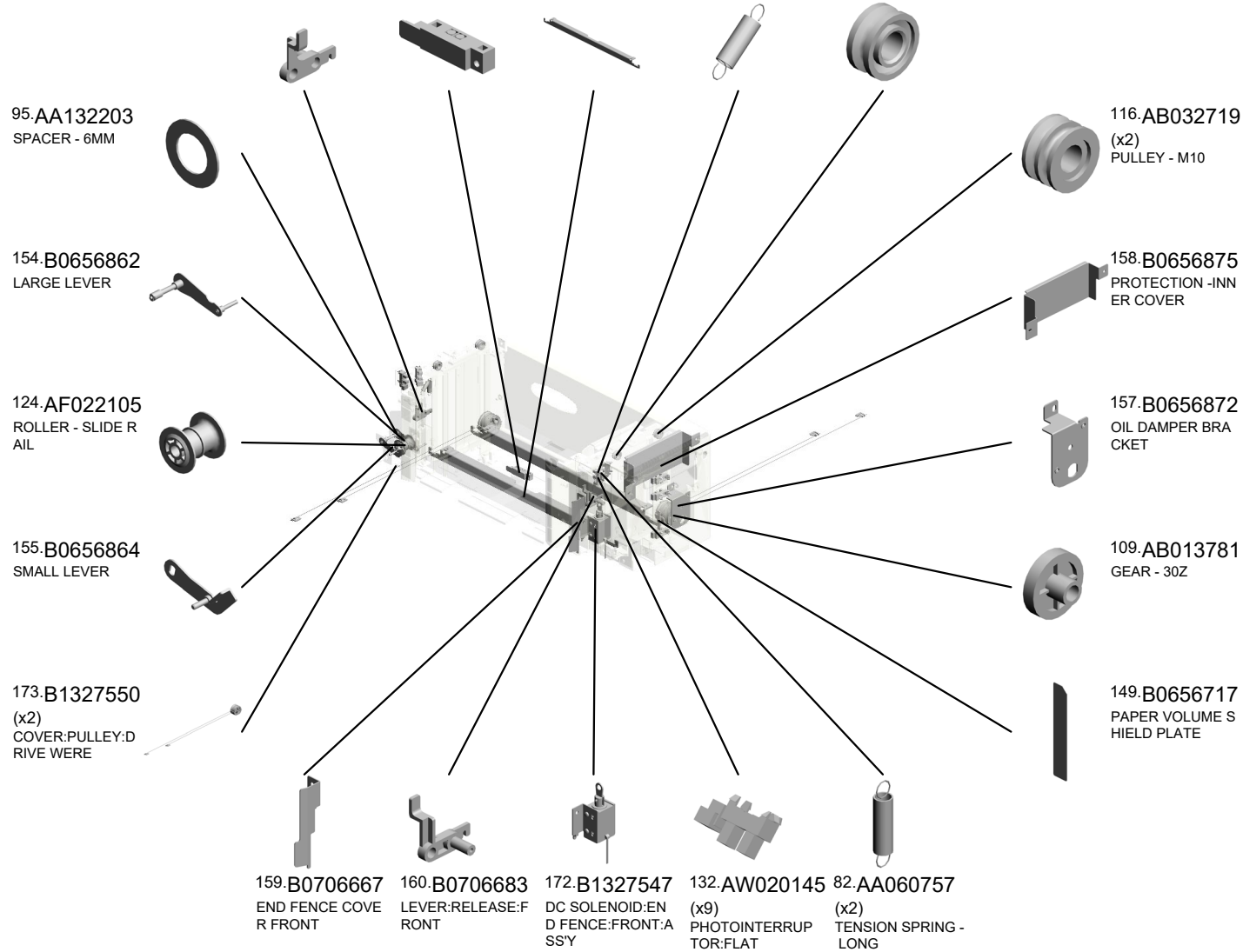
U001	U002	U003	U004	U005	U006	U007	U008	U009	U010	U011	U012	U013	U014	U015	U016	U017	U018	U019	U020	U021
------	------	------	------	------	------	------	------	------	------	------	------	------	------	------	------	------	------	------	------	------

U006\_S007  
(EU):TANDEM LCT:RIGHT:ASS'Y

161.B0706684 131.AW010113 156.B0656870 83.AA060758 115.AB032058  
LEVER:RELEASE:R SENSOR (x2) (x2) (x2) (x2)  
EAR STAY -RIGHTBASE TENSION SPRING - SHORT WIRE PULLEY - M10




411.D1796646  
[A]  
(EU):TANDEM LCT:  
RIGHT:ASS'Y  
201907-21 X/O



U001	U002	U003	U004	U005	U006	U007	U008	U009	U010	U011	U012	U013	U014	U015	U016	U017	U018	U019	U020	U021
------	------	------	------	------	------	------	------	------	------	------	------	------	------	------	------	------	------	------	------	------

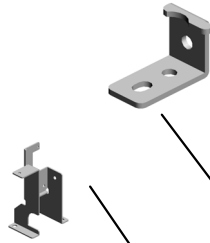
U006\_S007  
(EU):TANDEM LCT:RIGHT:ASS'Y

222.B2476695 GUIDE:MISFEED REMOVAL:PAPER TRAY  
 221.B2476672 GUIDE:INTERLOCK:TANDEM LCT  
 397.AA161177 CUSHION:BASE:TANDEM LCT:LARGE 201812-05 O/O  
 215.B2346612 END FENCE - FRONT  
 254.D0596668 SIDE PLATE:SIDE:TANDEM LCT




411.D1796646  
 [A]  
 (EU):TANDEM LCT:RIGHT:ASS'Y  
 201907-21 X/O

177.B1327575 BRACKET:CONNECTOR:TANDEM LCT




216.B2346625 END FENCE - REAR



176.B1327571 DC SOLENOID:END FENCE:REAR:ASSY



398.AA161178 (x2) CUSHION:BASE:TANDEM LCT:SMALL 201812-06 O/O



217.B2346630 (x2) (CHN/EU):GUIDE PLATE - END FENCE



218.B2346686 SIDE FENCE - RIGHT FRONT



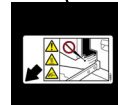
404.D0BX6677 ROLLER:SLIDE RAIL:FRONT 201903-02 O/O



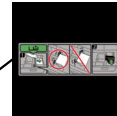
255.D0596712 INNER COVER:TANDEM LCT



268.D0747385 DECAL:CAUTION CHART:TANDEM LCT



271.D0747388 DECAL:PAPER SET DIRECTION:TANDEM LCT:RIGHT



261.D0746497 (x2) DECAL:POSITIONING DISPLAY:TCRU



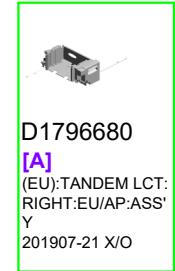
187.B2346141 POSITIONING SLEEVE - INNER BACK



214.B2346606 SENSOR BRACKET



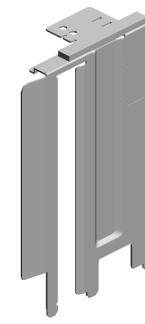
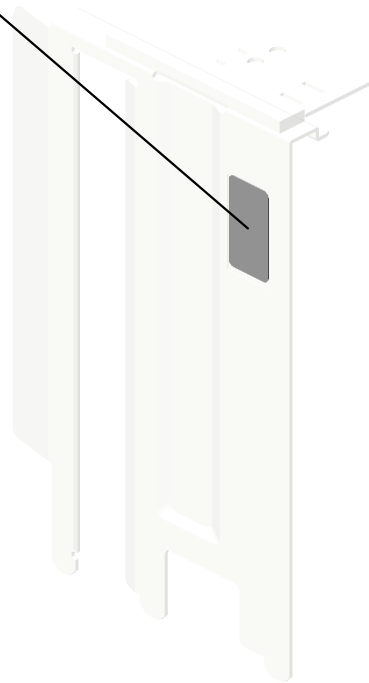
225.B2476901 OIL DAMPER:FALL



D1796680  
 [A]  
 (EU):TANDEM LCT:RIGHT:EU/AP:ASS'Y  
 201907-21 X/O

U006\_S007\_S001  
SIDE FENCE:TANDEM LCT:RIGHT:ASS'Y

75-AA001509  
DECAL:SIDE FENC  
E:16X30

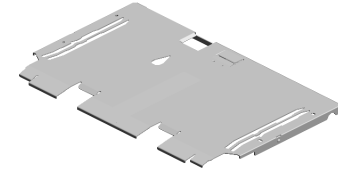
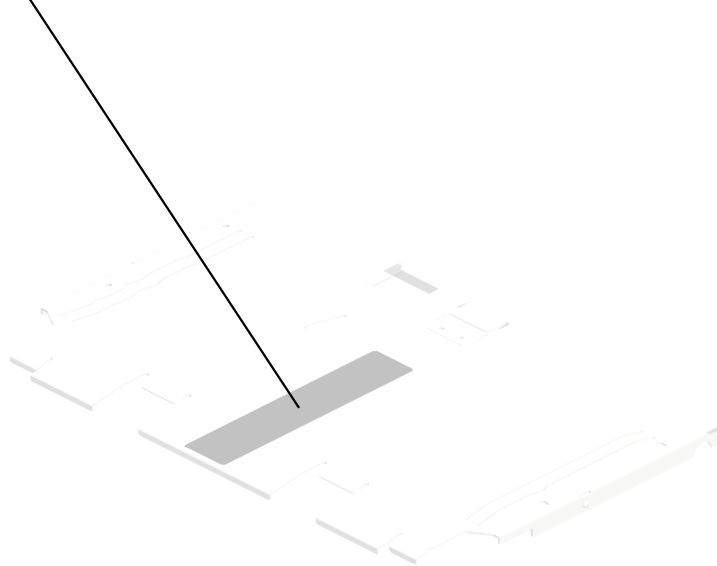


219-B2346691  
SIDE FENCE:TAND  
EM LCT:RIGHT:AS  
SY

U001	U002	U003	U004	U005	<b>U006</b>	U007	U008	U009	U010	U011	U012	U013	U014	U015	U016	U017	U018	U019	U020	U021
------	------	------	------	------	-------------	------	------	------	------	------	------	------	------	------	------	------	------	------	------	------

U006\_S007\_S002  
BASE:TANDEM LCT:RIGHT:ADHESION

269.D0747386  
(NA/EU):DECAL:BASE:TANDEM LCT:RIGHT



409.D0BX7595  
[A]  
BASE:TANDEM LC  
T:RIGHT:ADHESION  
N  
201907-13 X/O



D0747595  
[A]  
BASE:TANDEM LC  
T:RIGHT:ADHESION  
N  
201907-13 X/O

U001	U002	U003	U004	U005	<b>U006</b>	U007	U008	U009	U010	U011	U012	U013	U014	U015	U016	U017	U018	U019	U020	U021
------	------	------	------	------	-------------	------	------	------	------	------	------	------	------	------	------	------	------	------	------	------

U006\_S008  
 (NA):TANDEM LCT:LEFT:ASS'Y

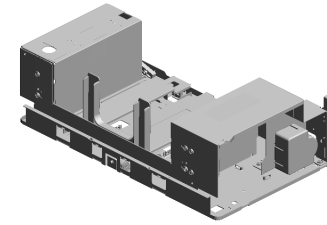
71.D1947552 SIDE PLATE:TAND  
 EM LCT:LEFT SIDE  
 WAYS  
 201502-04 X/O

43.11050328 (x4)  
 HARNESS CLAMP -  
 ES-0505

48.11050516 (x6)  
 CLAMP

14.04514006N (x25)  
 TAPPING SCREW -  
 4X6

132.AW020145 (x2)  
 PHOTOINTERRUP  
 TOR:FLAT



393.D1797549  
 [A]  
 (NA):TANDEM LCT:  
 LEFT:ASS'Y  
 201808-03 O/O

1.03130080N  
 (x2)  
 PAN HEAD SCREW  
 :M3X8



10.04504008N  
 (x2)  
 TAPPING SCREW -  
 M4X8




27.07200040E  
 (x5)  
 RETAINING RING -  
 M4



85.AA060987  
 TENSION SPRING:  
 TIMING BELT:10N



118.AB033085  
 TIMING PULLEY - 1  
 5T



11.04504010N  
 (x2)  
 TAPPING SCREW:  
 M4X10



76.AA043271  
 TIMING BELT S3M  
 196T



19.04534006N  
 BINDING SELF TAP  
 PING SCREW:4X6



117.AB033084  
 TIMING PULLEY - 1  
 5T



70.A2946643  
 LEFT FRONT FENC  
 E



55.50530447  
 (x2)  
 BUSHING - 6MM



96.AA140686  
 SHAFT - TIMING P  
 ULLEY



114.AB019475  
 GEAR - 48T



9.04503008N  
 (x3)  
 TAPPING SCREW -  
 M3X8



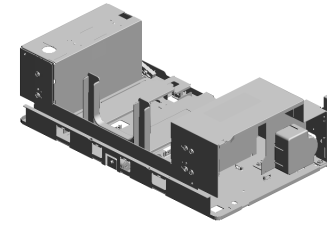
110.AB013798  
 GEAR - Z18



U001	U002	U003	U004	U005	U006	U007	U008	U009	U010	U011	U012	U013	U014	U015	U016	U017	U018	U019	U020	U021
------	------	------	------	------	------	------	------	------	------	------	------	------	------	------	------	------	------	------	------	------

U006\_S008  
(NA):TANDEM LCT:LEFT:ASS'Y

249.D0596620 LEVER:COUPLING:LEFT  
 251.D0596659 SUPPORTING PLATE:SIDE FENCE:LEFT  
 226.B2476950 SHAFT:SLIDER:BACK FENCE  
 153.B0656831 SENSOR BRACKET



393.D1797549  
 [A]  
 (NA):TANDEM LCT:LEFT:ASS'Y  
 201808-03 O/O

171.B1327541  
 TRAY BOTTOM PLATE:LEFT REAR

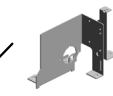


414.D2707389  
 DECAL:PAPER SET DIRECTION:TANDEM LCT:LEFT  
 201909-02 O/O

174.B1327561  
 BACK FENCE:LEFT



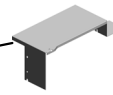
253.D0596665  
 BRACKET:DC MOTOR:LEFT:ASS'Y




151.B0656823  
 TIMING BELT COVER



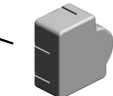
423.D0EZ6646  
 INNER COVER:TANDEM LCT:LEFT  
 202311-02 O/O



175.B1327564  
 SLIDER:BACK FENCE:LEFT



136.AX040145  
 DC MOTOR:TANDEM LCT



227.B2476951 BRACKET:PULLEY:DRIVEN:ASS'Y  
 133.AW020163 PAPER FEED SENSOR  
 220.B2347540 TRAY BOTTOM PLATE:LEFT FRONT  
 152.B0656830 PULLEY BRACKET




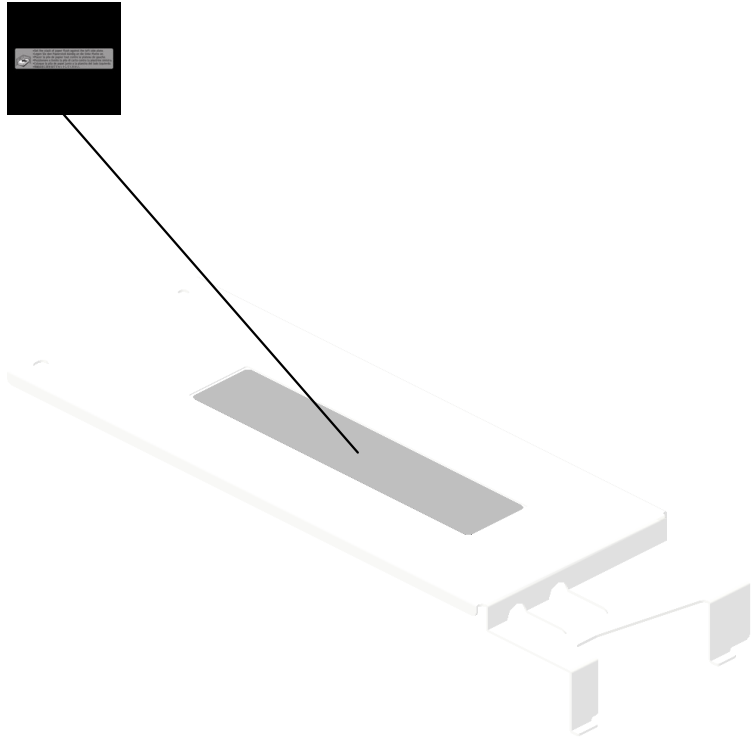
D1947546  
 [A]  
 (NA):TANDEM LCT:LEFT:ASS'Y  
 201808-03 O/O

U001	U002	U003	U004	U005	U006	U007	U008	U009	U010	U011	U012	U013	U014	U015	U016	U017	U018	U019	U020	U021
------	------	------	------	------	------	------	------	------	------	------	------	------	------	------	------	------	------	------	------	------



U006\_S008\_S001  
TRAY BOTTOM PLATE:LEFT MIDDLE:ASS'Y

270.D0747387  
(NA/EU):DECAL:BA  
SE:TANDEM LCT:L  
EFT


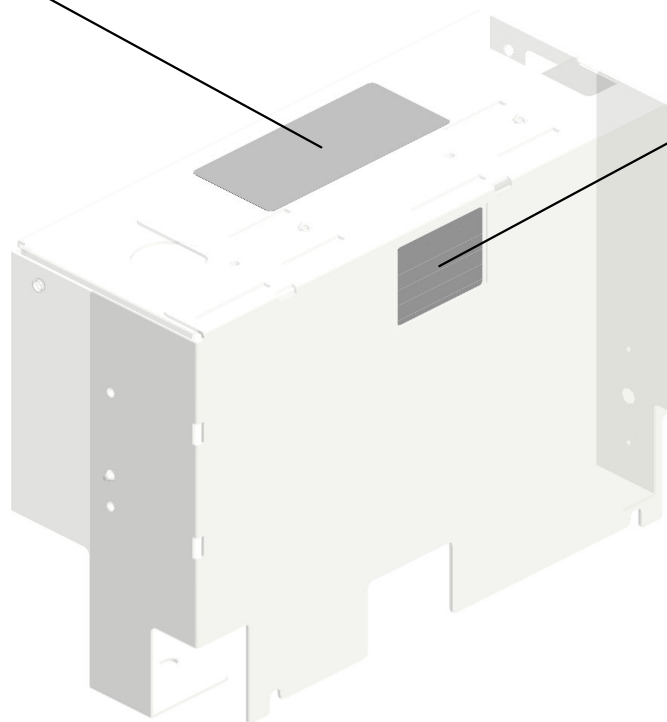


290.D0747596  
TRAY BOTTOM PL  
ATE:LEFT MIDDLE:  
ASS'Y

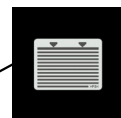
U001	U002	U003	U004	U005	<b>U006</b>	U007	U008	U009	U010	U011	U012	U013	U014	U015	U016	U017	U018	U019	U020	U021
------	------	------	------	------	-------------	------	------	------	------	------	------	------	------	------	------	------	------	------	------	------

U006\_S008\_S002  
(NA/EU/CHN):SIDE FENCE:TANDEM LCT:LEFT REAR:ASS'Y

389.D2707548  
DECAL:CAUTION:INSERT:PAPER FEED SUB-UNIT  
201803-01 O/O



396.D2707544  
[A]  
(NA/EU/CHN):SIDE FENCE:TANDEM LCT:LEFT REAR:ASS'Y  
201809-01 O/O



74.AA001508  
DECAL:SIDE FENCE:40X30




D1797558  
[A]  
(NA):SIDE FENCE:TANDEM LCT:LEFT REAR:ASS'Y  
201809-01 O/O

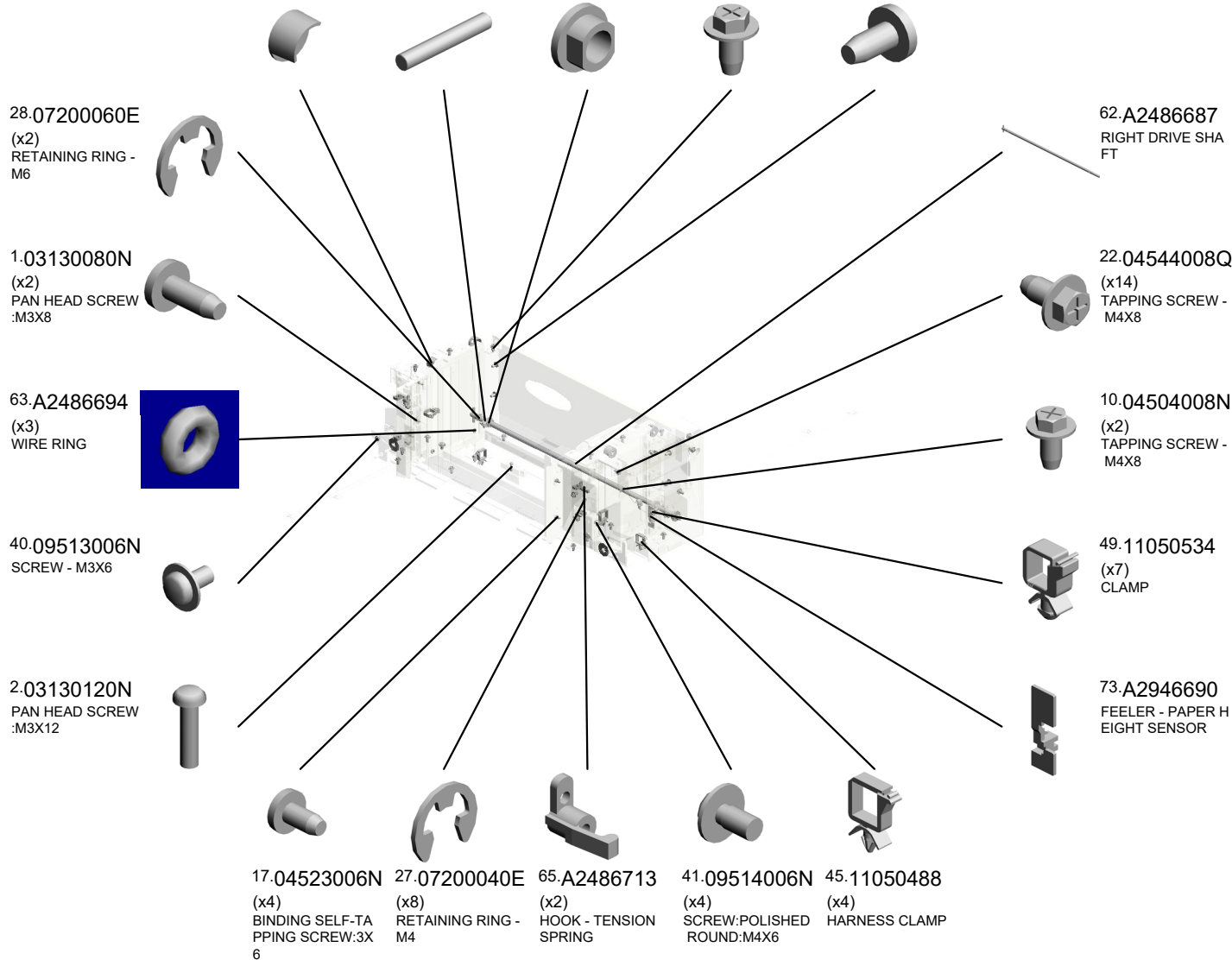
U001	U002	U003	U004	U005	<b>U006</b>	U007	U008	U009	U010	U011	U012	U013	U014	U015	U016	U017	U018	U019	U020	U021
------	------	------	------	------	-------------	------	------	------	------	------	------	------	------	------	------	------	------	------	------	------

U006\_S009  
(NA):TANDEM LCT:RIGHT:ASS'Y

64.A2486695 (x4) GUIDE - PULLEY  
 24.06330200G (x2) PIN - M3X20  
 54.50530223 (x3) BUSHING - 8MM  
 15.04514008N (x17) TAPPING SCREW:  
 4X8  
 20.04534008N BINDING SELF TAP  
 PING SCREW:4X8




412.D1796647  
 [A]  
 (NA):TANDEM LCT:  
 RIGHT:ASS'Y  
 201907-22 X/O

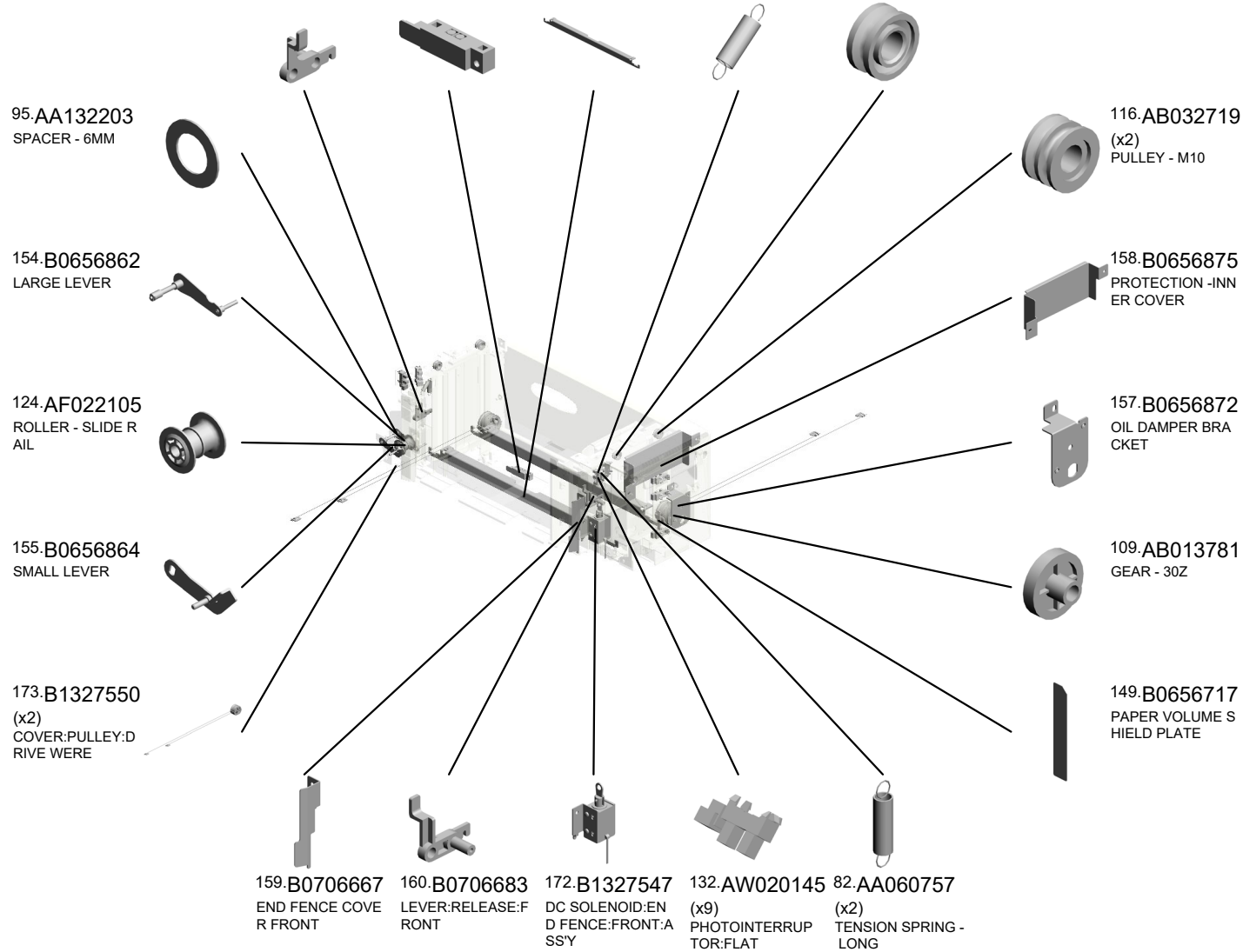


U006\_S009  
(NA):TANDEM LCT:RIGHT:ASS'Y

161.B0706684 131.AW010113 156.B0656870 83.AA060758 115.AB032058  
LEVER:RELEASE:R SENSOR (x2) (x2) (x2) (x2)  
EAR STAY -RIGHTBASE TENSION SPRING - WIRE PULLEY - M1  
SHORT 0



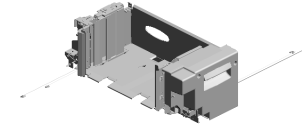
412.D1796647  
[A]  
(NA):TANDEM LCT:  
RIGHT:ASS'Y  
201907-22 X/O



U001	U002	U003	U004	U005	U006	U007	U008	U009	U010	U011	U012	U013	U014	U015	U016	U017	U018	U019	U020	U021
------	------	------	------	------	------	------	------	------	------	------	------	------	------	------	------	------	------	------	------	------

U006\_S009  
(NA):TANDEM LCT:RIGHT:ASS'Y

222.B2476695 GUIDE:MISFEED REMOVAL:PAPER TRAY  
 221.B2476672 GUIDE:INTERLOCK:TANDEM LCT  
 397.AA161177 CUSHION:BASE:TANDEM LCT:LARGE 201812-05 O/O  
 254.D0596668 SIDE PLATE:SIDE:TANDEM LCT  
 271.D0747388 DECAL:PAPER SE T DIRECTION:TANDEM LCT:RIGHT



412.D1796647  
 [A]  
 (NA):TANDEM LCT:RIGHT:ASS'Y  
 201907-22 X/O

177.B1327575 BRACKET:CONNECTOR:TANDEM LCT




216.B2346625 END FENCE - REAR



176.B1327571 DC SOLENOID:END FENCE:REAR:ASSY



398.AA161178 (x2) CUSHION:BASE:TANDEM LCT:SMALL 201812-06 O/O



217.B2346630 (x2) (CHN/EU):GUIDE PLATE - END FENCE



215.B2346612 END FENCE - FRONT



218.B2346686 SIDE FENCE - RIGHT FRONT



404.D0BX6677 ROLLER:SLIDE RAIL:FRONT 201903-02 O/O



268.D0747385 DECAL:CAUTION CHART:TANDEM LCT



261.D0746497 (x2) DECAL:POSITIONING DISPLAY:TCRU



187.B2346141 POSITIONING SLEEVE - INNER BACK



214.B2346606 SENSOR BRACKET



255.D0596712 INNER COVER:TANDEM LCT



225.B2476901 OIL DAMPER:FALL

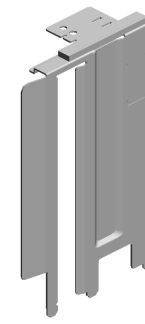
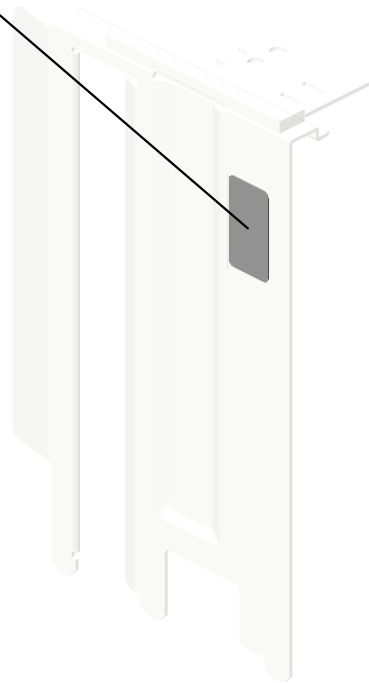


D1796685  
 [A]  
 (NA):TANDEM LCT:RIGHT:NA:ASS'Y  
 201907-22 X/O

U001	U002	U003	U004	U005	U006	U007	U008	U009	U010	U011	U012	U013	U014	U015	U016	U017	U018	U019	U020	U021
------	------	------	------	------	------	------	------	------	------	------	------	------	------	------	------	------	------	------	------	------

U006\_S009\_S001  
SIDE FENCE:TANDEM LCT:RIGHT:ASS'Y

75-AA001509  
DECAL:SIDE FENC  
E:16X30

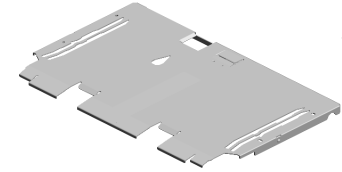
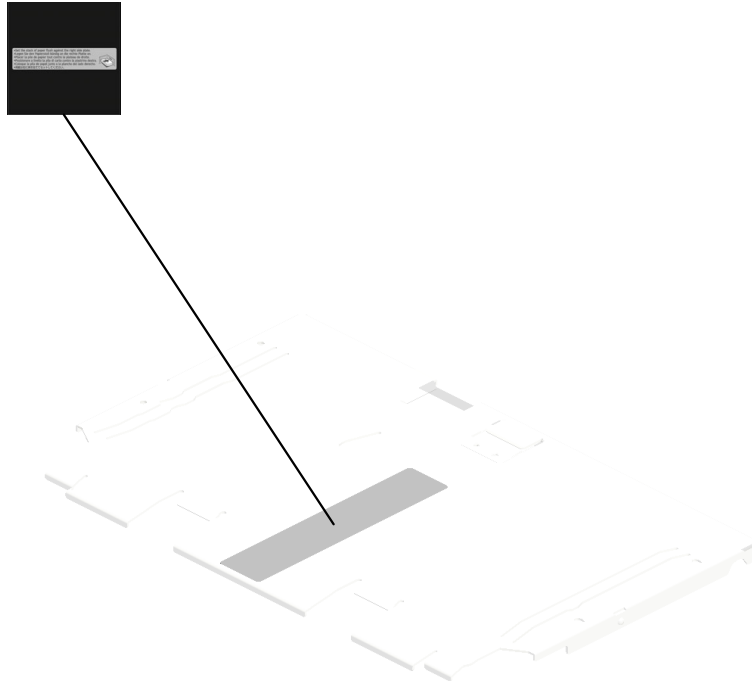


219-B2346691  
SIDE FENCE:TAND  
EM LCT:RIGHT:AS  
SY

U001	U002	U003	U004	U005	<b>U006</b>	U007	U008	U009	U010	U011	U012	U013	U014	U015	U016	U017	U018	U019	U020	U021
------	------	------	------	------	-------------	------	------	------	------	------	------	------	------	------	------	------	------	------	------	------

U006\_S009\_S002  
BASE:TANDEM LCT:RIGHT:ADHESION

269.D0747386  
(NA/EU):DECAL:BASE:TANDEM LCT:RIGHT



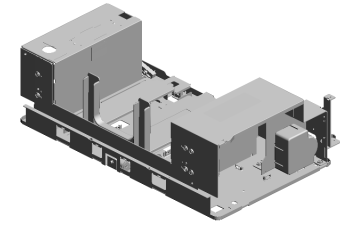
409.D0BX7595  
[A]  
BASE:TANDEM LC  
T:RIGHT:ADHESION  
N  
201907-13 X/O



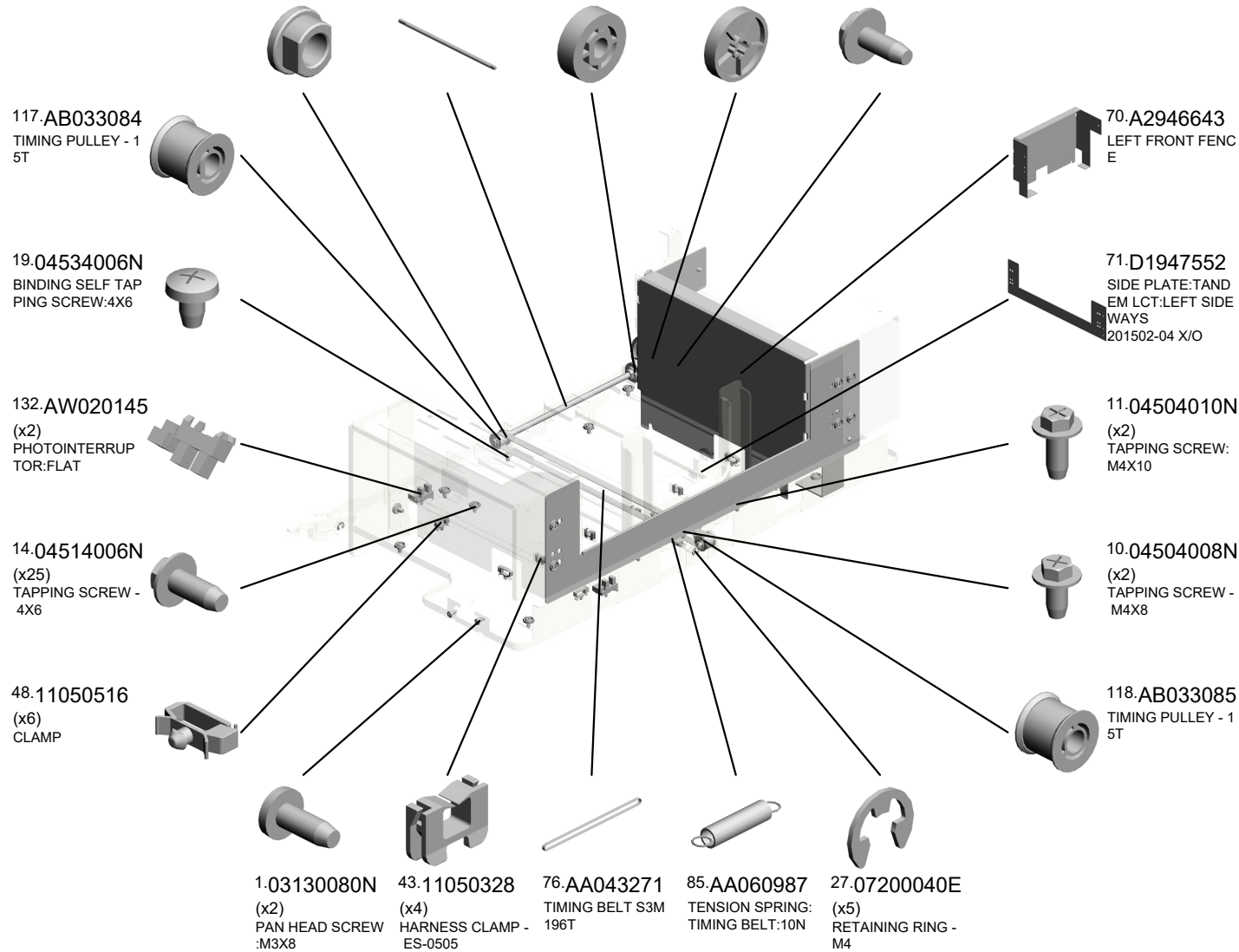
U001	U002	U003	U004	U005	<b>U006</b>	U007	U008	U009	U010	U011	U012	U013	U014	U015	U016	U017	U018	U019	U020	U021
------	------	------	------	------	-------------	------	------	------	------	------	------	------	------	------	------	------	------	------	------	------

U006\_S010  
(CHN):TANDEM LCT:LEFT:CHN:ASS'Y

55.50530447 (x2) BUSHING - 6MM  
 96.AA140686 SHAFT - TIMING PULLEY  
 110.AB013798 GEAR - Z18  
 114.AB019475 GEAR - 48T  
 9.04503008N (x3) TAPPING SCREW - M3X8



307.D1796688  
(CHN):TANDEM LCT:LEFT:CHN:ASS'Y

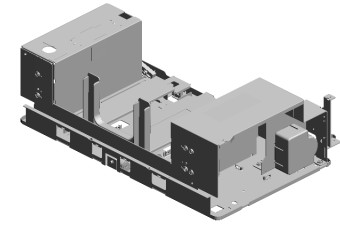


U001	U002	U003	U004	U005	U006	U007	U008	U009	U010	U011	U012	U013	U014	U015	U016	U017	U018	U019	U020	U021
------	------	------	------	------	------	------	------	------	------	------	------	------	------	------	------	------	------	------	------	------



U006\_S010  
(CHN):TANDEM LCT:LEFT:CHN:ASS'Y

- 152.B0656830 PULLEY BRACKET
- 253.D0596665 BRACKET:DC MOTOR:LEFT:ASS'Y
- 136.AX040145 DC MOTOR:TANDEM LCT
- 414.D2707389 DECAL:PAPER SET DIRECTION:TANDEM LCT:LEFT 201909-02 O/O



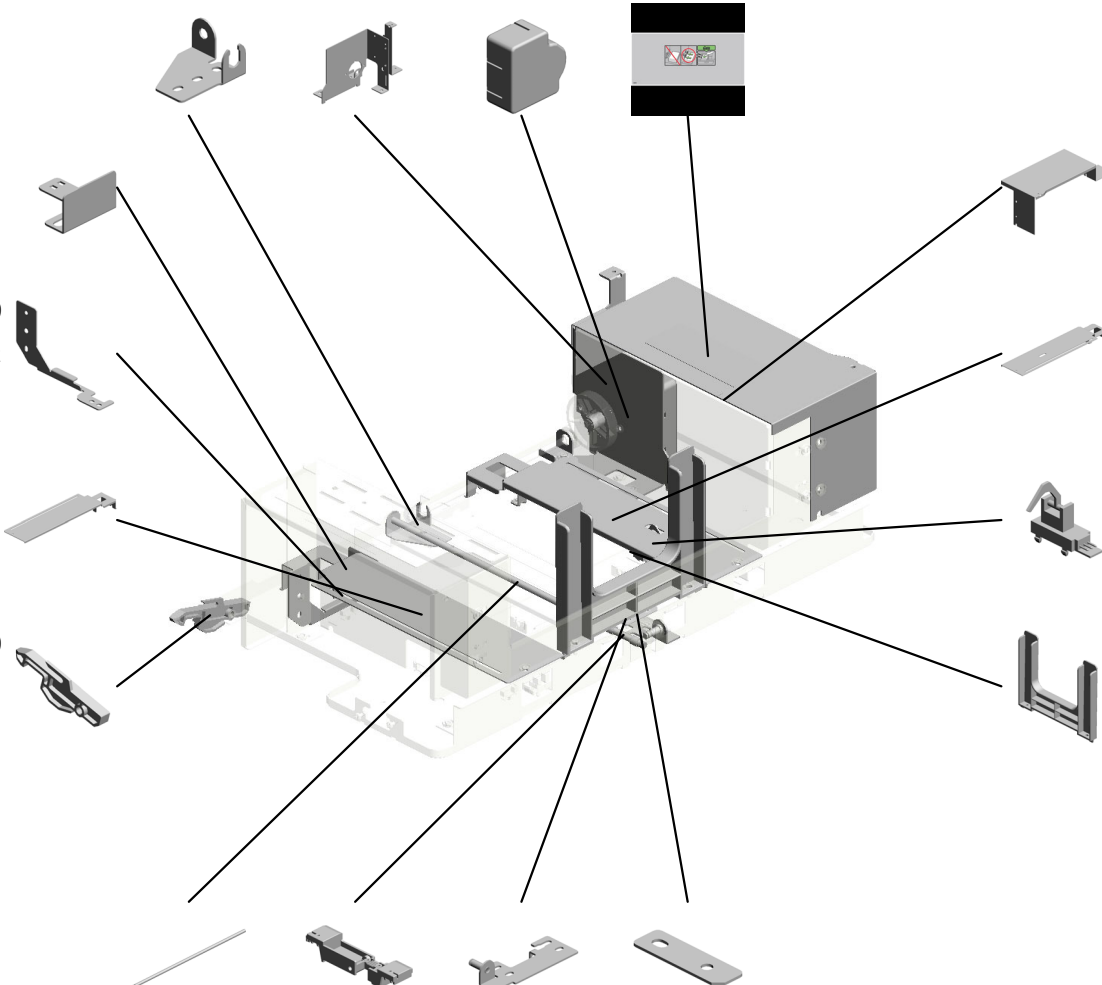
307.D1796688  
(CHN):TANDEM LCT:LEFT:CHN:ASS'Y

153.B0656831  
SENSOR BRACKET

251.D0596659  
SUPPORTING PLATE:SIDE FENCE:LEFT

171.B1327541  
TRAY BOTTOM PLATE:LEFT REAR

249.D0596620  
LEVER:COUPLING:LEFT



423.D0EZ6646  
INNER COVER:TANDEM LCT:LEFT 202311-02 O/O

220.B2347540  
TRAY BOTTOM PLATE:LEFT FRONT


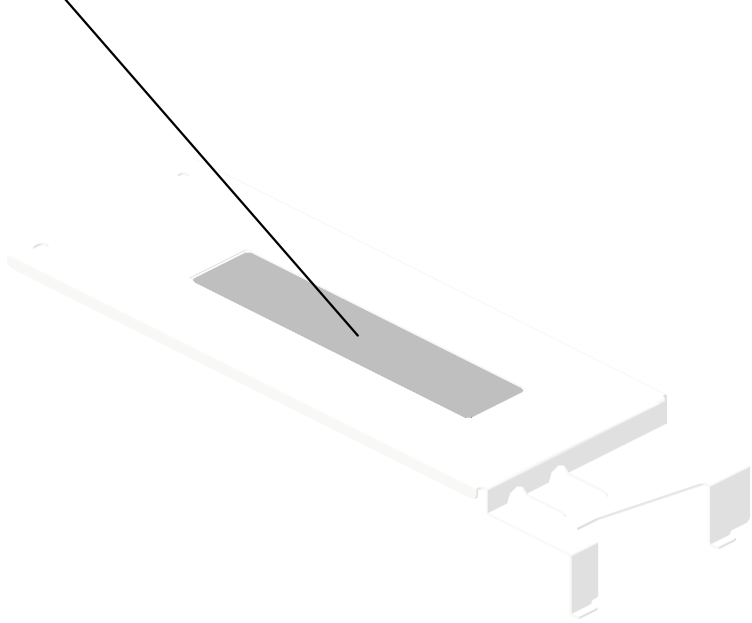
133.AW020163  
PAPER FEED SENSOR

174.B1327561  
BACK FENCE:LEFT

- 226.B2476950 SHAFT:SLIDER:BACK FENCE
- 175.B1327564 SLIDER:BACK FENCE:LEFT
- 227.B2476951 BRACKET:PULLEY:DRIVEN:ASS'Y
- 151.B0656823 TIMING BELT COVER

U006\_S010\_S001  
TRAY BOTTOM PLATE:LEFT MIDDLE:AA:ASS'Y

300.D1316879  
(CHN):DECAL:PAP  
ER SET DIRECTIO  
N:TANDEM LCT:LE  
FT:AA




298.D1316862  
TRAY BOTTOM PL  
ATE:LEFT MIDDLE:  
AA:ASSY

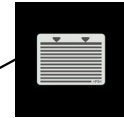
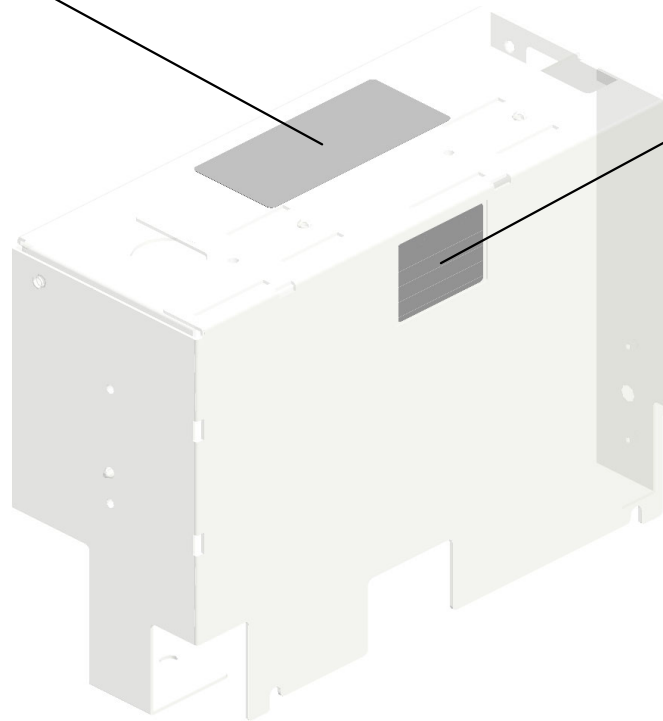
U001	U002	U003	U004	U005	<b>U006</b>	U007	U008	U009	U010	U011	U012	U013	U014	U015	U016	U017	U018	U019	U020	U021
------	------	------	------	------	-------------	------	------	------	------	------	------	------	------	------	------	------	------	------	------	------

U006\_S010\_S002  
(NA/EU/CHN):SIDE FENCE:TANDEM LCT:LEFT REAR:ASS'Y

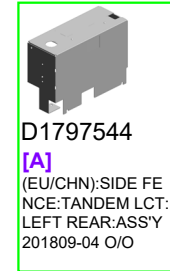
389.D2707548  
DECAL:CAUTION:INSERT:PAPER FEED SUB-UNIT  
201803-01 O/O



396.D2707544  
[A]  
(NA/EU/CHN):SIDE FENCE:TANDEM LCT:LEFT REAR:ASS'Y  
201809-04 O/O



74.AA001508  
DECAL:SIDE FENCE:40X30




D1797544  
[A]  
(EU/CHN):SIDE FENCE:TANDEM LCT:LEFT REAR:ASS'Y  
201809-04 O/O

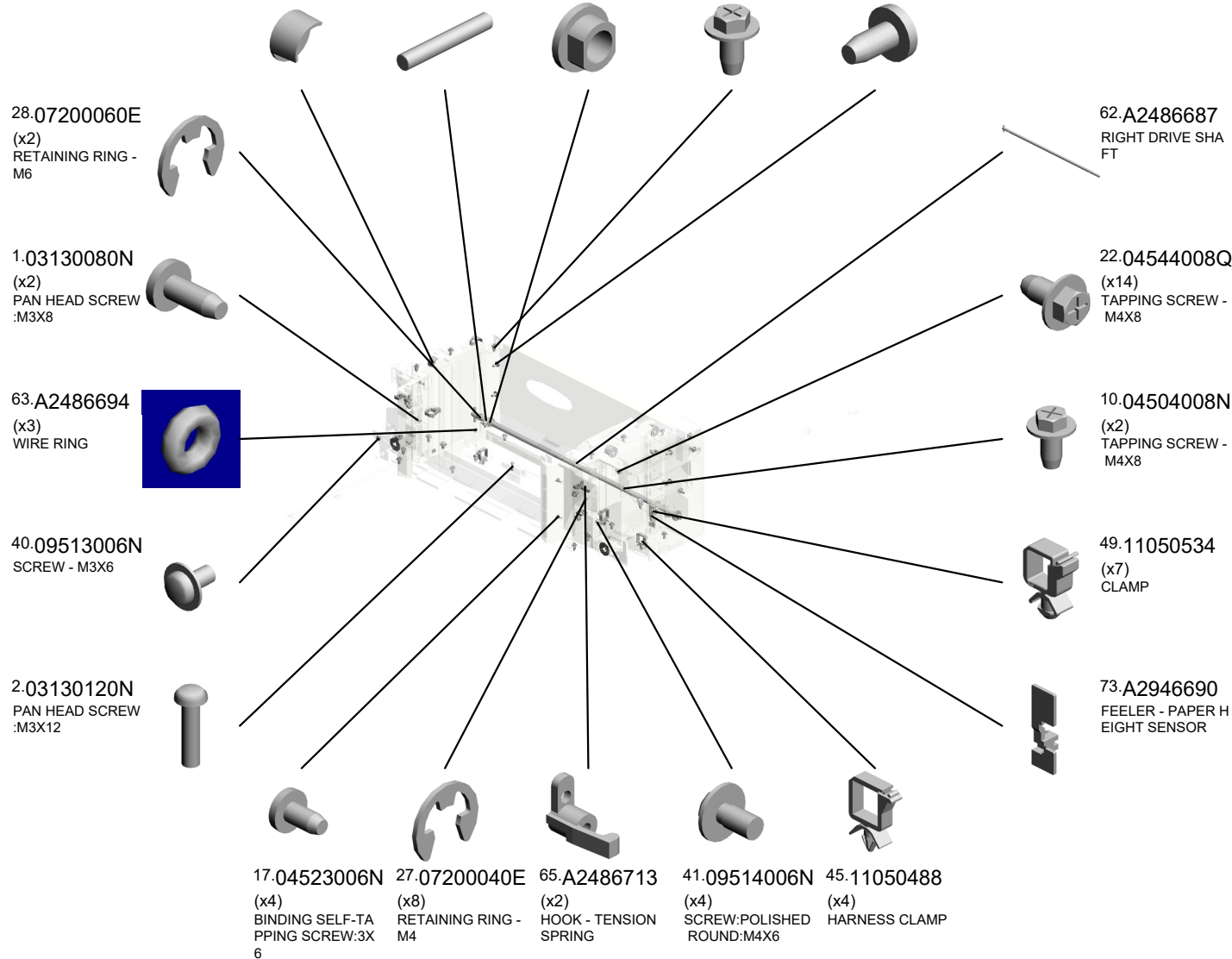
U001	U002	U003	U004	U005	<b>U006</b>	U007	U008	U009	U010	U011	U012	U013	U014	U015	U016	U017	U018	U019	U020	U021
------	------	------	------	------	-------------	------	------	------	------	------	------	------	------	------	------	------	------	------	------	------

U006\_S011  
(CHN):TANDEM LCT:RIGHT:ASS'Y

64.A2486695 (x4) GUIDE - PULLEY  
 24.06330200G (x2) PIN - M3X20  
 54.50530223 (x3) BUSHING - 8MM  
 15.04514008N (x17) TAPPING SCREW:  
 4X8  
 20.04534008N BINDING SELF TAP  
 PING SCREW:4X8




413.D1796648  
 [A]  
 (CHN):TANDEM LC  
 T:RIGHT:ASS'Y  
 201907-23 X/O



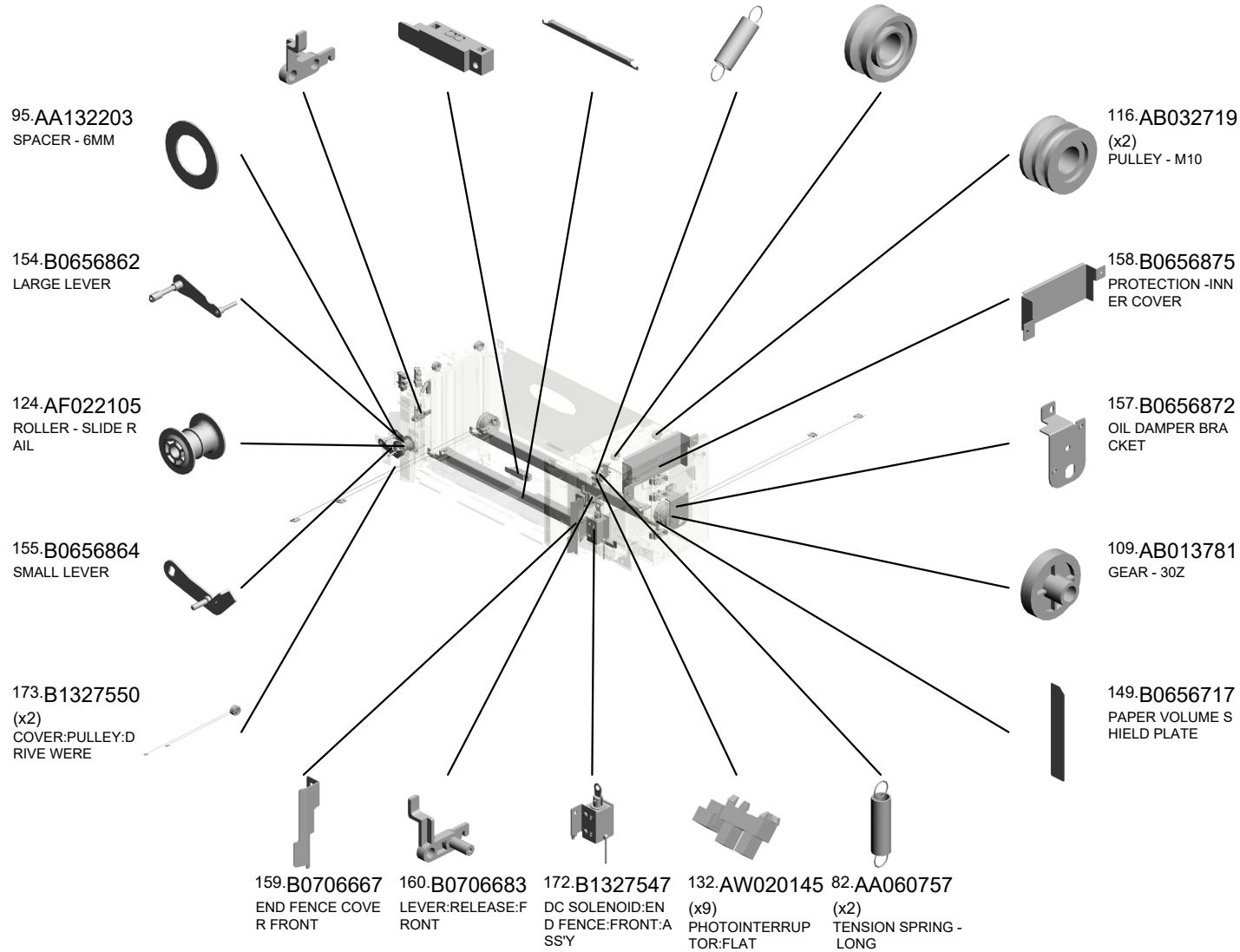
U001	U002	U003	U004	U005	U006	U007	U008	U009	U010	U011	U012	U013	U014	U015	U016	U017	U018	U019	U020	U021
------	------	------	------	------	------	------	------	------	------	------	------	------	------	------	------	------	------	------	------	------

U006\_S011  
(CHN):TANDEM LCT:RIGHT:ASS'Y

161.B0706684 131.AW010113 156.B0656870 83.AA060758 115.AB032058  
LEVER:RELEASE:R SENSOR (x2) (x2) (x2) (x2)  
EAR STAY -RIGHTBASE TENSION SPRING - SHORT WIRE PULLEY - M10



413.D1796648  
[A]  
(CHN):TANDEM LC  
T:RIGHT:ASS'Y  
201907-23 X/O



U006\_S011  
(CHN):TANDEM LCT:RIGHT:ASS'Y


222.B2476695 GUIDE:MISFEED R  
REMOVAL:PAPER T  
RAY

221.B2476672 GUIDE:INTERLOCK  
:TANDEM LCT

397.AA161177 CUSHION:BASE:TA  
NDEM LCT:LARGE  
201812-05 O/O

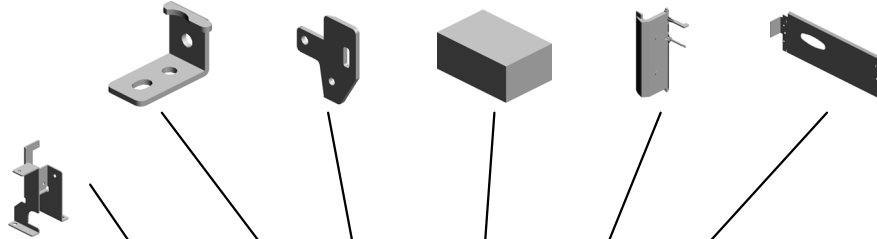
215.B2346612 END FENCE - FRO  
NT

254.D0596668 SIDE PLATE:SIDE:  
TANDEM LCT



413.D1796648  
[A]  
(CHN):TANDEM LC  
T:RIGHT:ASS'Y  
201907-23 X/O

177.B1327575  
BRACKET:CONNE  
CTOR:TANDEM LC  
T

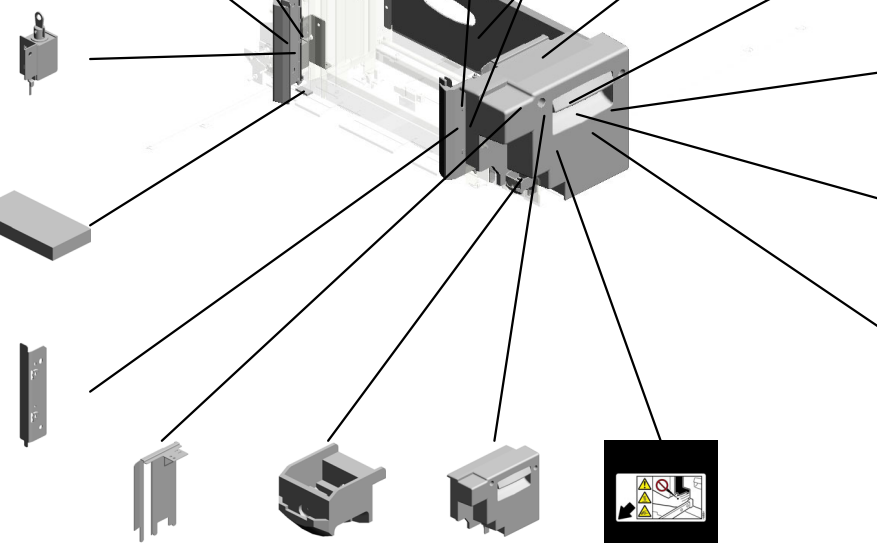


216.B2346625  
END FENCE - REA  
R

176.B1327571  
DC SOLENOID:EN  
D FENCE:REAR:AS  
SY

398.AA161178  
(x2)  
CUSHION:BASE:TA  
NDEM LCT:SMALL  
201812-06 O/O

217.B2346630  
(x2)  
(CHN/EU):GUIDE P  
LATE - END FENCE



218.B2346686  
SIDE FENCE - RIG  
HT FRONT

404.D0BX6677  
ROLLER:SLIDE RAI  
L:FRONT  
201903-02 O/O

255.D0596712  
INNER COVER:TA  
NDEM LCT

268.D0747385  
DECAL:CAUTION C  
HART:TANDEM LC  
T

271.D0747388  
DECAL:PAPER SE  
T DIRECTION:TAN  
DEM LCT:RIGHT

261.D0746497  
(x2)  
DECAL:POSITIONI  
NG DISPLAY:TCRU

187.B2346141  
POSITIONING SLE  
EVE - INNER BACK

214.B2346606  
SENSOR BRACK  
ET

225.B2476901  
OIL DAMPER:FALL

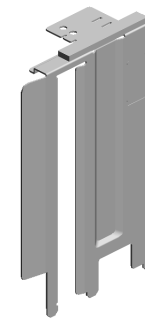
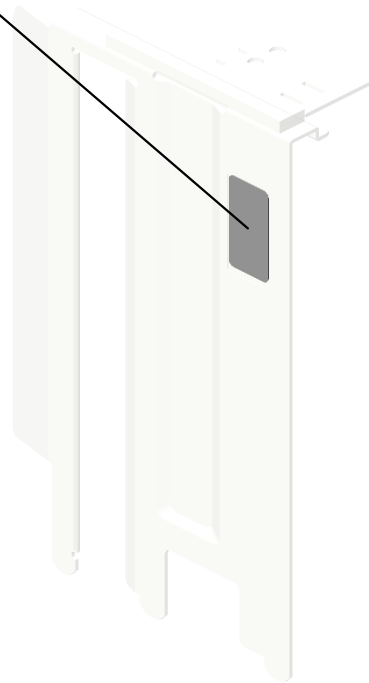


D1796687  
[A]  
(CHN):TANDEM LC  
T:RIGHT:CHN:ASS'  
Y  
201907-23 X/O

U001	U002	U003	U004	U005	U006	U007	U008	U009	U010	U011	U012	U013	U014	U015	U016	U017	U018	U019	U020	U021
------	------	------	------	------	------	------	------	------	------	------	------	------	------	------	------	------	------	------	------	------

U006\_S011\_S001  
SIDE FENCE:TANDEM LCT:RIGHT:ASS'Y

75-AA001509  
DECAL:SIDE FENC  
E:16X30

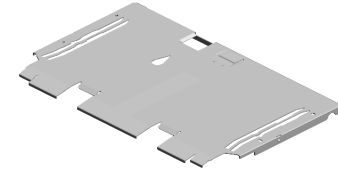
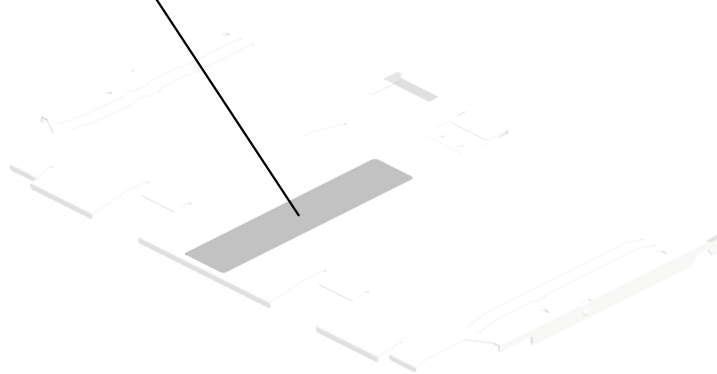


219-B2346691  
SIDE FENCE:TAND  
EM LCT:RIGHT:AS  
SY

U001	U002	U003	U004	U005	<b>U006</b>	U007	U008	U009	U010	U011	U012	U013	U014	U015	U016	U017	U018	U019	U020	U021
------	------	------	------	------	-------------	------	------	------	------	------	------	------	------	------	------	------	------	------	------	------

U006\_S011\_S002  
BASE:TANDEM LCT:RIGHT:AA:ASS'Y

299.D1316878  
(CHN):DECAL:PAP  
ER SET DIRECTIO  
N:TANDEM LCT:RI  
GHT:AA



408.D0BX6852  
[A]  
BASE:TANDEM LC  
T:RIGHT:AA:ASS'Y  
201907-20 X/O



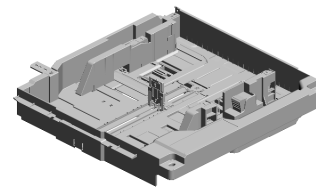
D1316852  
[A]  
BASE:TANDEM LC  
T:RIGHT:AA:ASS'Y  
201907-20 X/O

U001	U002	U003	U004	U005	<b>U006</b>	U007	U008	U009	U010	U011	U012	U013	U014	U015	U016	U017	U018	U019	U020	U021
------	------	------	------	------	-------------	------	------	------	------	------	------	------	------	------	------	------	------	------	------	------

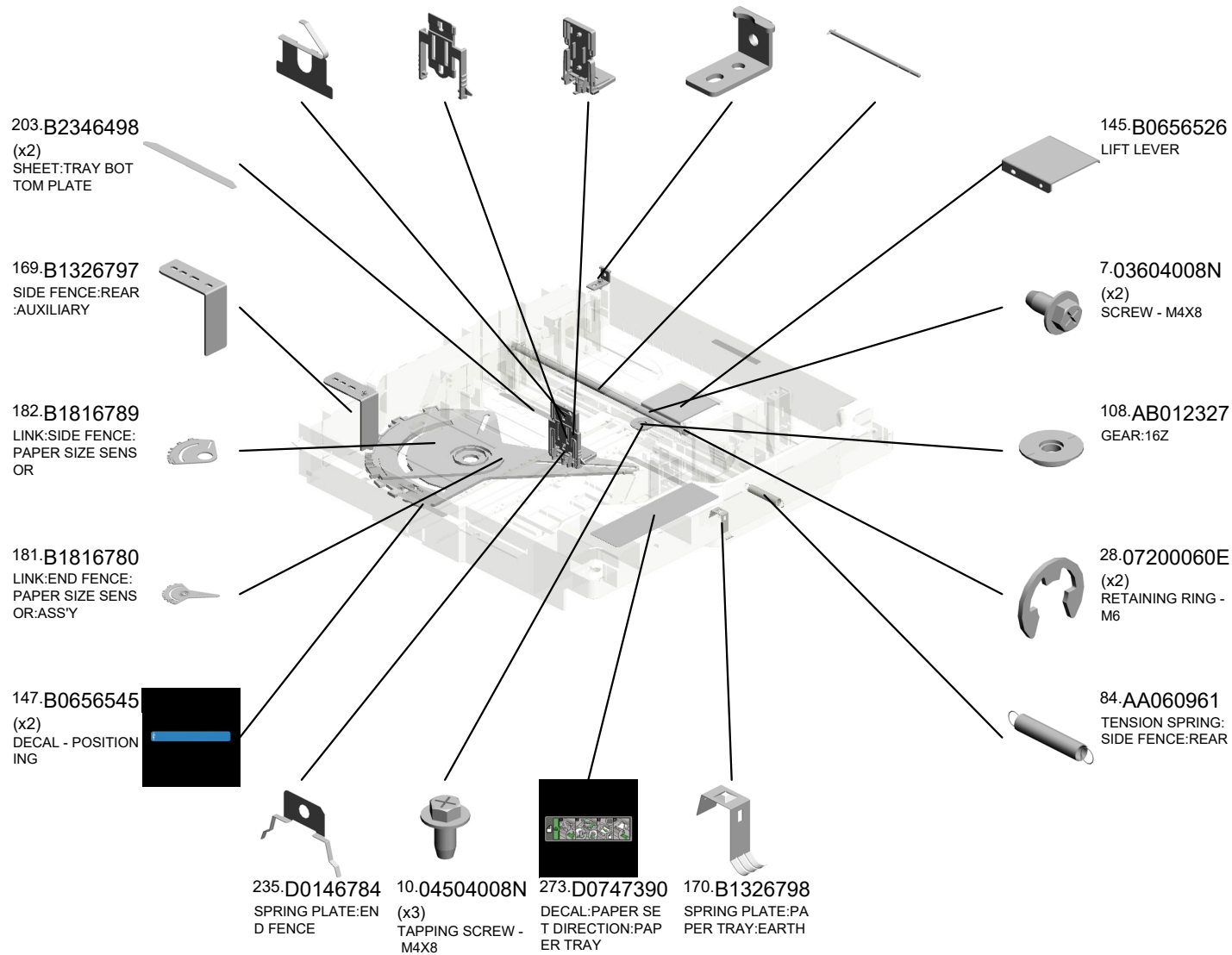


U006\_S012  
PAPER TRAY:UNIVERSAL:SUB-ASS'Y

236.D0146785 SPRING PLATE:ARM:END FENCE:LOCK  
234.D1947635 ARM:END FENCE:LOCK  
120.AF017033 END FENCE  
222.B2476695 GUIDE:MISFEED REMOVAL:PAPER TRAY  
144.B0656524 BOTTOM PLATE LEFT SHAFT



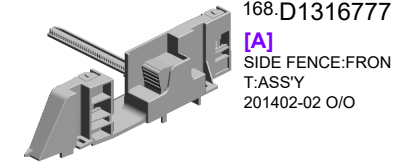
410.D0BX7631  
[A] PAPER TRAY:UNIVERSAL:SUB-ASS'Y  
201907-14 X/O



D1947631  
[A] PAPER TRAY:UNIVERSAL:DOM:SUB-ASS'Y  
201907-14 X/O

U006\_S012\_S001  
SIDE FENCE:FRONT:ASS'Y

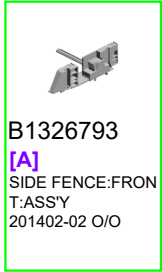
185.B2342864  
PAD:CLEANER



167.B1326791  
(x2)  
PLATE:SIDE FENC  
E



60.A1342978  
SPRING PLATE



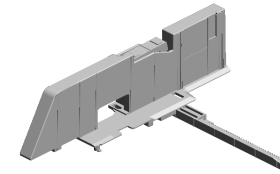
146.B0656538  
POSITIONING STO  
PPER LEVER



U001	U002	U003	U004	U005	U006	U007	U008	U009	U010	U011	U012	U013	U014	U015	U016	U017	U018	U019	U020	U021
------	------	------	------	------	------	------	------	------	------	------	------	------	------	------	------	------	------	------	------	------

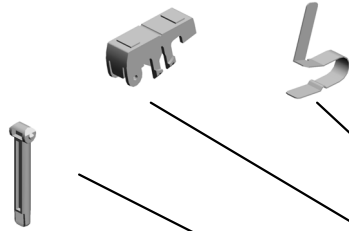
U006\_S012\_S002  
SIDE FENCE:REAR:ASS'Y

68.A2672860 REAR LEVER STOPPER  
66.A2672857 SPRING PLATE - SIDE FENCE



200.B2346490  
SIDE FENCE:REAR  
:ASS'Y

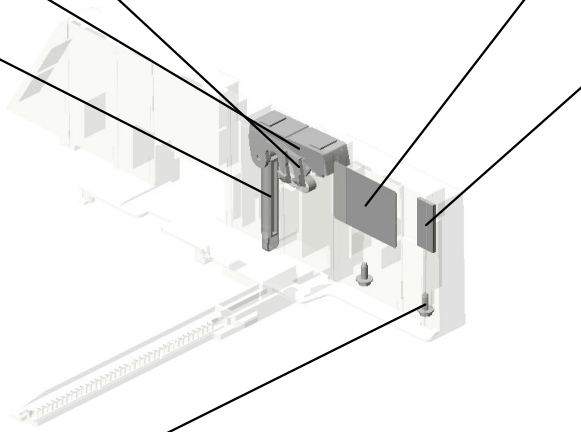
67.A2672859  
SIDE FENCE STOPPER



183.B2232873  
DECAL - SIDE FENCE REAR

185.B2342864  
PAD:CLEANER

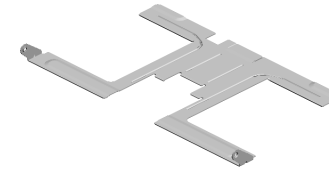
9.04503008N  
(x2)  
TAPPING SCREW - M3X8



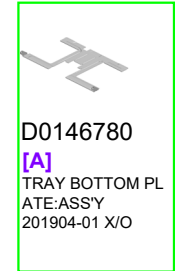

U001	U002	U003	U004	U005	<b>U006</b>	U007	U008	U009	U010	U011	U012	U013	U014	U015	U016	U017	U018	U019	U020	U021
------	------	------	------	------	-------------	------	------	------	------	------	------	------	------	------	------	------	------	------	------	------

U006\_S012\_S003  
TRAY BOTTOM PLATE:ASS'Y

402.AF013029  
PAD:BASE  
201903-01 X/O



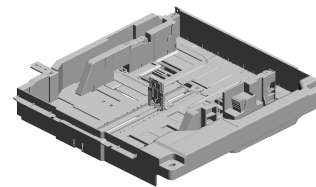
405.D0BX6780  
[A]  
TRAY BOTTOM PL  
ATE:ASS'Y  
201904-01 X/O



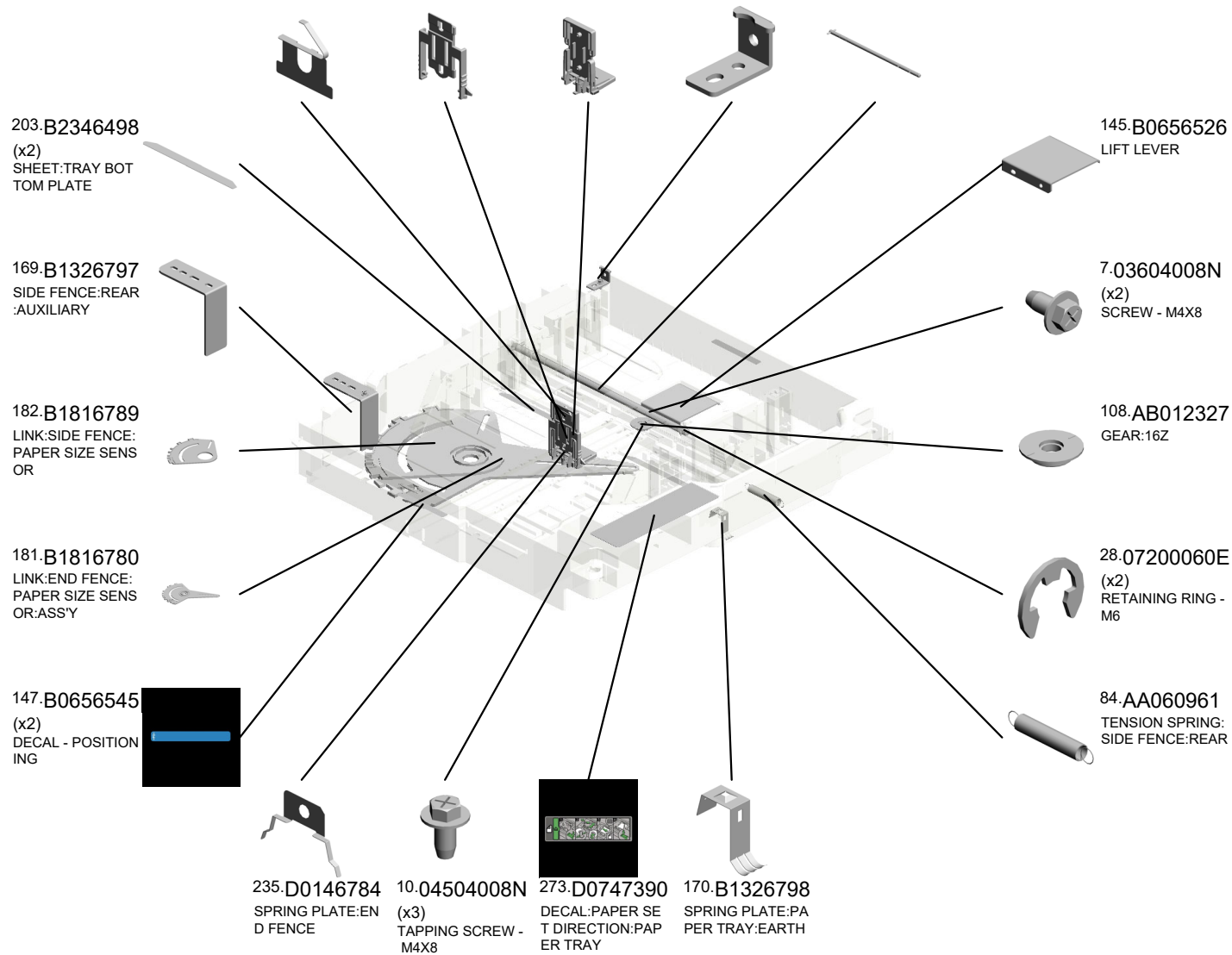
U001	U002	U003	U004	U005	<b>U006</b>	U007	U008	U009	U010	U011	U012	U013	U014	U015	U016	U017	U018	U019	U020	U021
------	------	------	------	------	-------------	------	------	------	------	------	------	------	------	------	------	------	------	------	------	------

U006\_S013  
 PAPER TRAY:UNIVERSAL:SUB-ASS'Y

- 236.D0146785 SPRING PLATE:ARM:END FENCE:LOCK
- 234.D1947635 ARM:END FENCE:LOCK 201402-04 O/O
- 120.AF017033 END FENCE
- 222.B2476695 GUIDE:MISFEED REMOVAL:PAPER TRAY
- 144.B0656524 BOTTOM PLATE LEFT SHAFT



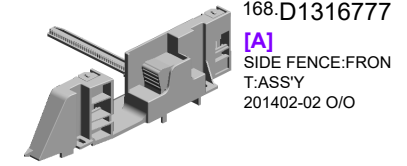
410.D0BX7631  
 [A] PAPER TRAY:UNIVERSAL:SUB-ASS'Y 201907-14 X/O



D1947631  
 [A] PAPER TRAY:UNIVERSAL:DOM:SUB-ASS'Y 201907-14 X/O

U006\_S013\_S001  
SIDE FENCE:FRONT:ASS'Y

185.B2342864  
PAD:CLEANER



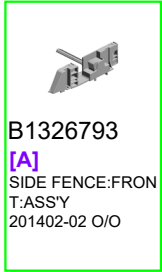
167.B1326791  
(x2)  
PLATE:SIDE FENC  
E



60.A1342978  
SPRING PLATE



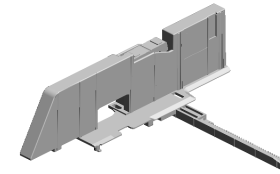
146.B0656538  
POSITIONING STO  
PPER LEVER



U001	U002	U003	U004	U005	U006	U007	U008	U009	U010	U011	U012	U013	U014	U015	U016	U017	U018	U019	U020	U021
------	------	------	------	------	------	------	------	------	------	------	------	------	------	------	------	------	------	------	------	------

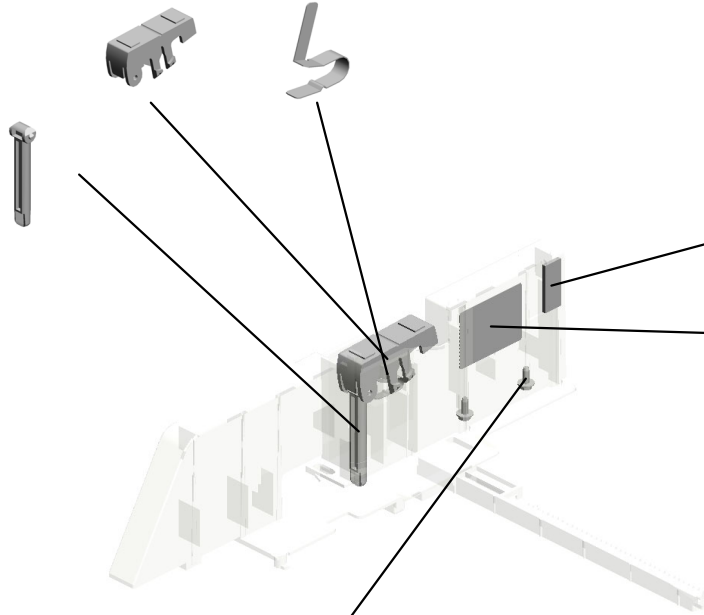
U006\_S013\_S002  
SIDE FENCE:REAR:ASS'Y

68.A2672860 REAR LEVER STOPPER  
66.A2672857 SPRING PLATE - SIDE FENCE



200.D1316775  
[A]  
SIDE FENCE:REAR  
:ASS'Y  
201402-03 O/O

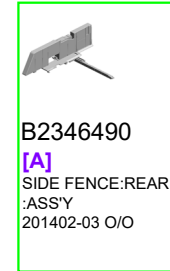
67.A2672859  
SIDE FENCE STOPPER



185.B2342864  
PAD:CLEANER

183.B2232873  
DECAL - SIDE FENCE REAR

9.04503008N  
(x2)  
TAPPING SCREW - M3X8

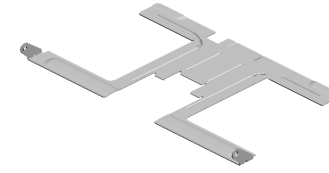



B2346490  
[A]  
SIDE FENCE:REAR  
:ASS'Y  
201402-03 O/O

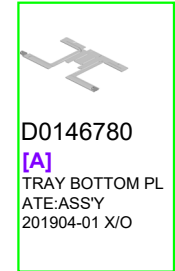
U001	U002	U003	U004	U005	U006	U007	U008	U009	U010	U011	U012	U013	U014	U015	U016	U017	U018	U019	U020	U021
------	------	------	------	------	------	------	------	------	------	------	------	------	------	------	------	------	------	------	------	------

U006\_S013\_S003  
TRAY BOTTOM PLATE:ASS'Y

402.AF013029  
PAD:BASE  
201903-01 X/O



405.D0BX6780  
[A]  
TRAY BOTTOM PL  
ATE:ASS'Y  
201904-01 X/O




D0146780  
[A]  
TRAY BOTTOM PL  
ATE:ASS'Y  
201904-01 X/O

U001	U002	U003	U004	U005	<b>U006</b>	U007	U008	U009	U010	U011	U012	U013	U014	U015	U016	U017	U018	U019	U020	U021
------	------	------	------	------	-------------	------	------	------	------	------	------	------	------	------	------	------	------	------	------	------

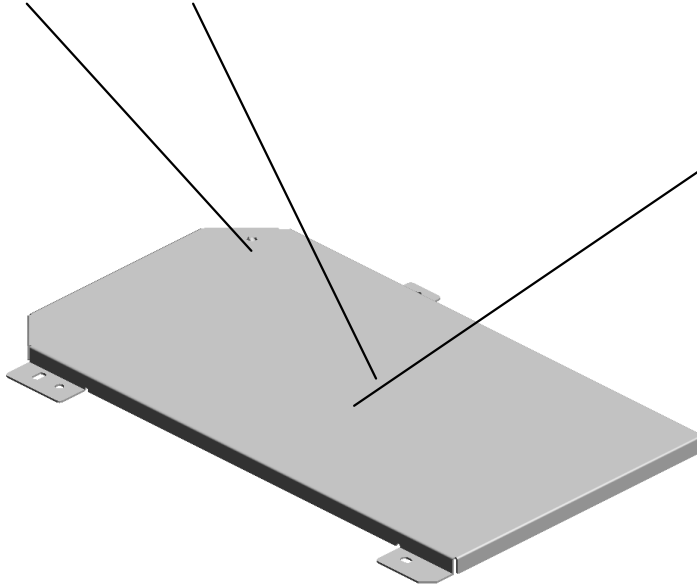


U006\_S014  
HEAT SINK:HEATER:LOWER:EU:ASS'Y

48.11050516 140.AX400178  
CLAMP HEATER:240V:18W  
:UPPER



180.B1406226  
HEAT SINK:HEATE  
R:LOWER:EU:ASS'  
Y




179.B1406221  
HEAT SINK:HEATE  
R:LOWER:SUB-AS  
S'Y

U001	U002	U003	U004	U005	<b>U006</b>	U007	U008	U009	U010	U011	U012	U013	U014	U015	U016	U017	U018	U019	U020	U021
------	------	------	------	------	-------------	------	------	------	------	------	------	------	------	------	------	------	------	------	------	------

U006\_S015  
HEAT SINK:HEATER:UPPER:ASS'Y

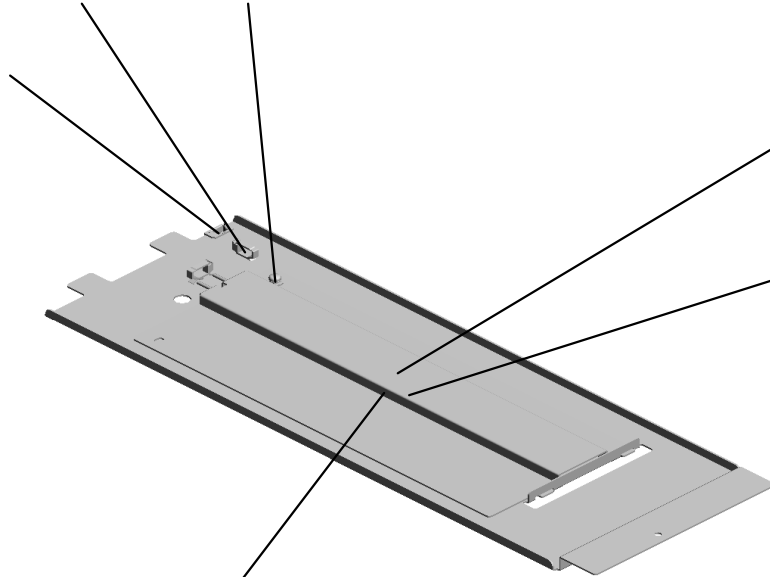
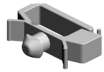
48.11050516 (x2)  
CLAMP

42.09544006N  
SCREW:POLISHED  
ROUND/SPRING:M  
4X6



295.D0747681  
HEAT SINK:HEATE  
R:UPPER:ASSY

52.11050723  
CLAMPS:WES-050  
7



140.AX400178  
HEATER:240V:18W  
:UPPER

296.D0747684  
HEAT SINK:HEATE  
R:UPPER:FIBER

141.B0656118  
GUIDE PLATE:HEA  
T SINK:UPPER:FIB  
ER

U001	U002	U003	U004	U005	<b>U006</b>	U007	U008	U009	U010	U011	U012	U013	U014	U015	U016	U017	U018	U019	U020	U021
------	------	------	------	------	-------------	------	------	------	------	------	------	------	------	------	------	------	------	------	------	------

# U007.TONER SUPPLY

U007 S004  
 D1793334  
 CASE:TONER BANK:ASS'Y

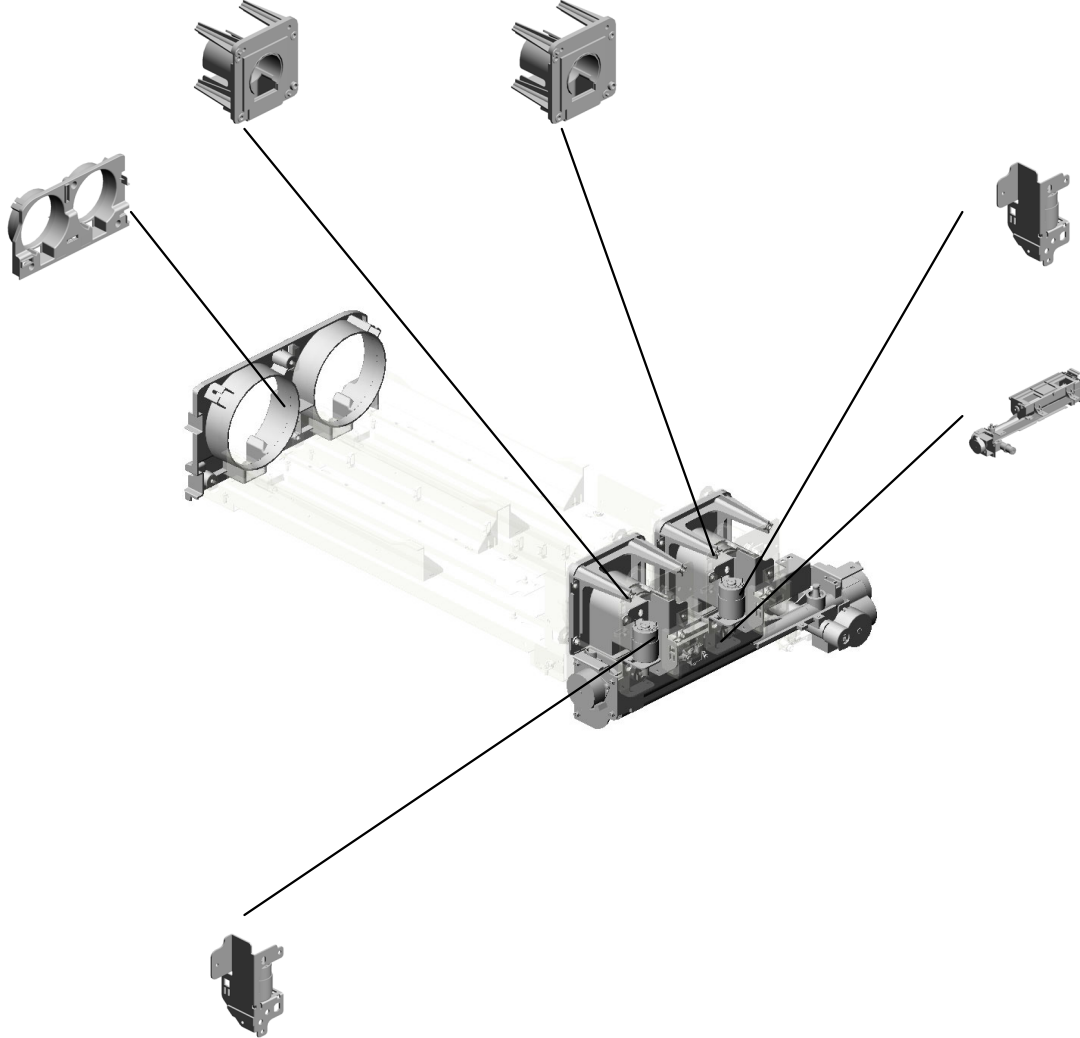
U007 S002  
 D1793334  
 CASE:TONER BANK:ASS'Y

U007 S006  
 D1793370  
 INNER COVER:TONER BANK  
 :ASS'Y

U007 S003  
 D1793344  
 DC MOTOR:TONER BOTTLE:  
 ASS'Y:BRUSH:5.85W


U007 S001  
 D1793201  
 TONER SUPPLY UNIT:TONER  
 HOPPER:ASS'Y

U007 S005  
 D1793344  
 DC MOTOR:TONER BOTTLE:  
 ASS'Y:BRUSH:5.85W



U001	U002	U003	U004	U005	U006	U007	U008	U009	U010	U011	U012	U013	U014	U015	U016	U017	U018	U019	U020	U021
------	------	------	------	------	------	------	------	------	------	------	------	------	------	------	------	------	------	------	------	------

# U007 TONER SUPPLY



- 11.04544006Q (x6) TAPPING SCREW: 4X6
- 26.A2943445 (x2) STOPPER SUPPO RT PLATE
- 8.04514006N (x12) TAPPING SCREW - 4X6
- 20.11050723 (x2) CLAMPS:WES-050 7
- 22.A1343180 (x2) BOTTLE CHUCK

7.04513014N  
TAPPING SCREW:  
3X14



14.08050092  
RETAINING RING -  
3M




21.12042612  
MICRO SWITCH:D3  
V-16506-3C25



10.04524008N  
(x2)  
TAPPING SCREW:  
M4X8



18.11050516  
(x17)  
CLAMP



3.03604008N  
(x3)  
SCREW - M4X8




15.08053480  
(x2)  
BUSHING - 6MM



12.07200040E  
(x10)  
RETAINING RING -  
M4



16.11026245  
(x2)  
RELAY CONNECT  
OR - 2P



9.04514008N  
(x23)  
TAPPING SCREW:  
4X8



5.04504012N  
(x6)  
TAPPING SCREW:  
4X12



1.03125060N  
(x4)  
SCREW - M2.5X6



17.11050511  
(x4)  
HARNESS CLAMP -  
LWS-0306ZC




25.A2943354  
(x2)  
RACK - 10Z



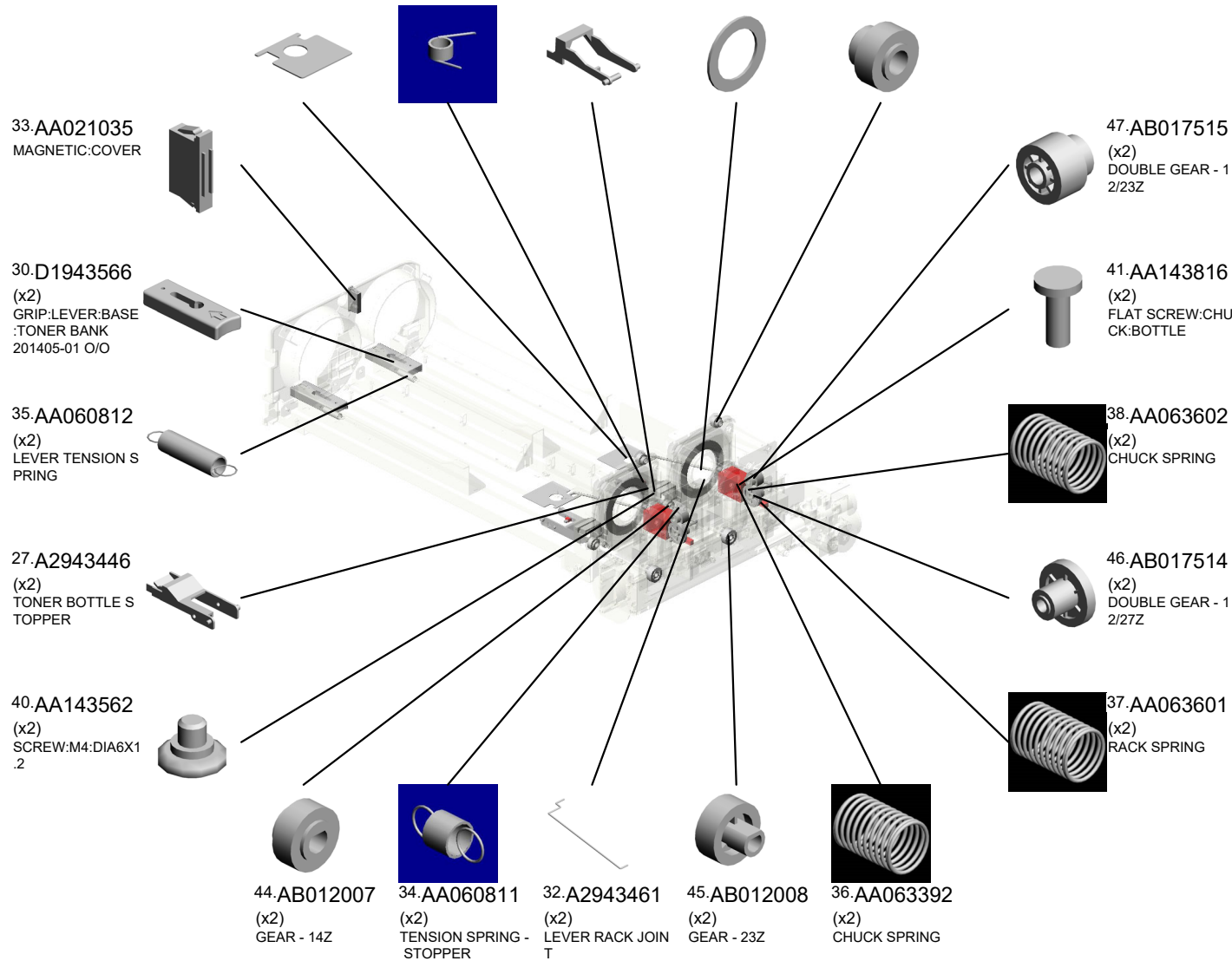
19.11050551  
(x6)  
CLAMP:LES-0505




# U007 TONER SUPPLY



- 31.A2943454 (x2) LEVER STOPPER
- 39.AA066320 (x2) FEELER TORTION SPRING
- 28.A2943447 (x2) TONER BOTTLE S ET FEELER
- 42.AA152299 (x2) BOTTLE HOLD SE AL
- 43.AB012005 (x4) GEAR - 13Z




# U007 TONER SUPPLY



- 95.D0BX3451 (x2) LEVER:TONER BOTTL  
TLE:PEEN  
201812-04 O/O
- 79.D1793361 (x2) BRACKET:JOINT:R  
ACK:LEVER
- 68.D1793332 (x2) SIDE PLATE:TONE  
R BANK
- 66.D1793314 (x2) GEAR:DRIVE:TON  
ER BOTTLE:TYPE-  
K:ASS'Y
- 75.D1793346 (x2) DC MOTOR:DRIVE:  
TONER BOTTLE:A  
SS'Y:5.85W:BRUSH

48.AG070022  
MAGNET CATCH:2  
5.5N  
201603-07 O/O



84.D1793377  
TORSION SPRING:  
SAFETY SWITCH:T  
ONER SUPPLY UNI  
T



83.D1793376  
LEVER:SAFETY S  
WITCH:TONER SU  
PPLY UNIT:ASS'Y



82.D1793373  
BRACKET:SAFETY  
SWITCH:TONER S  
UPPLY UNIT



77.D1793355  
(x4)  
GUIDE PLATE:TON  
ER BANK:SIDE PLA  
TE



94.D2703310  
(x2)  
SHAFT:DRIVE:TON  
ER BOTTLE:DIA6  
201809-03 O/O




72.D1793339  
(x2)  
GROUND PLATE:B  
OTTLE:TONER SU  
PPLY UNIT




87.D1793384  
(x2)  
SEAL:CASE:TONE  
R BANK:LEFT



63.D1793275  
COIL SPRING:SHU  
TTER:TONER SUP  
PLY



62.D1793272  
SHUTTER:TONER  
SUPPLY:ASS'Y



67.D1793322  
(x2)  
SLIDER:TONER BA  
NK:ASS'Y



50.B2343356  
(x2)  
JOINT:CHUCK:TON  
ER BOTTLE




85.D1793380  
(x2)  
CASE:TONER BAN  
K:REAR



61.D1793271  
CASE:SHUTTER:T  
ONER SUPPLY




64.D1793276  
TONER CATCHPA  
N:TONER SUPPLY



# U007 TONER SUPPLY

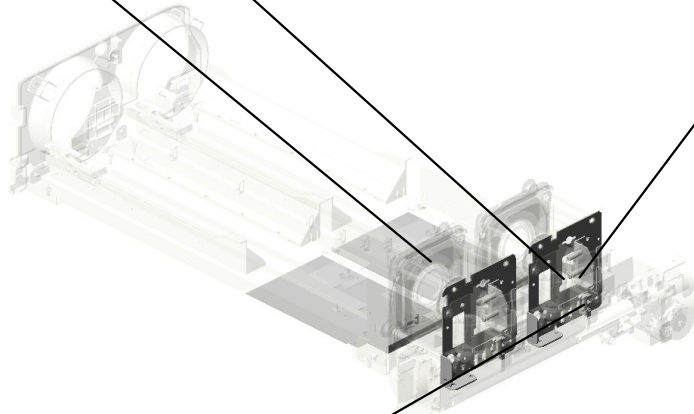
98.D0BX3342  
(x2)  
BRACKET:CHUCK:  
TONER BANK:PEE  
N  
202010-01 O/O



100.D1793357  
(x2)  
SEAL:TONER BAN  
K  
202112-01 O/O



101.D0BX3383  
(x2)  
SEAL:CASE:TONE  
R BANK:REAR  
202402-01 O/O



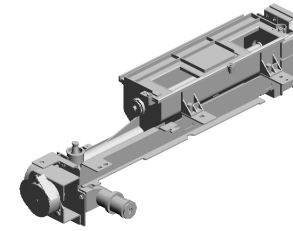
96.GW020024  
(x4)  
PHOTOINTERRUP  
TOR:LG2A24BL1:G  
F  
201902-07 O/O



U001	U002	U003	U004	U005	U006	U007	U008	U009	U010	U011	U012	U013	U014	U015	U016	U017	U018	U019	U020	U021
------	------	------	------	------	------	------	------	------	------	------	------	------	------	------	------	------	------	------	------	------

U007\_S001  
 TONER SUPPLY UNIT:TONER HOPPER:ASS'Y

- 4.04503008N (x11) TAPPING SCREW - M3X8
- 88.GW230008 TONER END SENSOR
- 13.08050089 RETAINING RING - M4
- 60.D1793263 BRACKET:DC STEPPER MOTOR:TONER SUPPLY
- 89.GX060019 (x2) STEPPER MOTOR: PM42L048RBG8



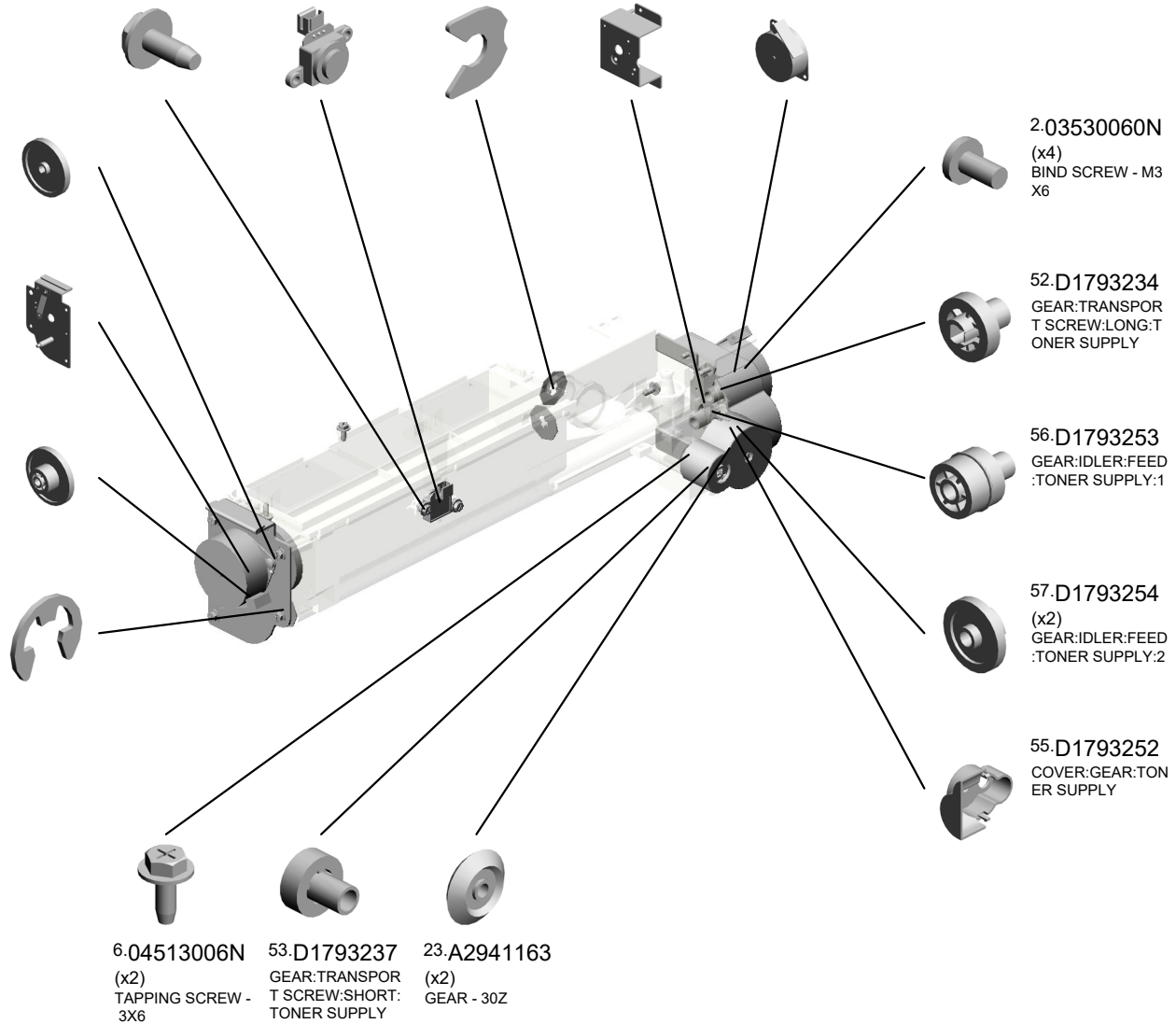
51.D1793201  
 TONER SUPPLY UNIT:TONER HOPPER:ASS'Y

54.D1793244  
 GEAR:AGITATOR:TONER SUPPLY

58.D1793256  
 BRACKET:DC STEPPER MOTOR:AGITATOR:ASS'Y

59.D1793259  
 GEAR:IDLER:AGITATOR:TONER SUPPLY


12.07200040E  
 (x5) RETAINING RING - M4



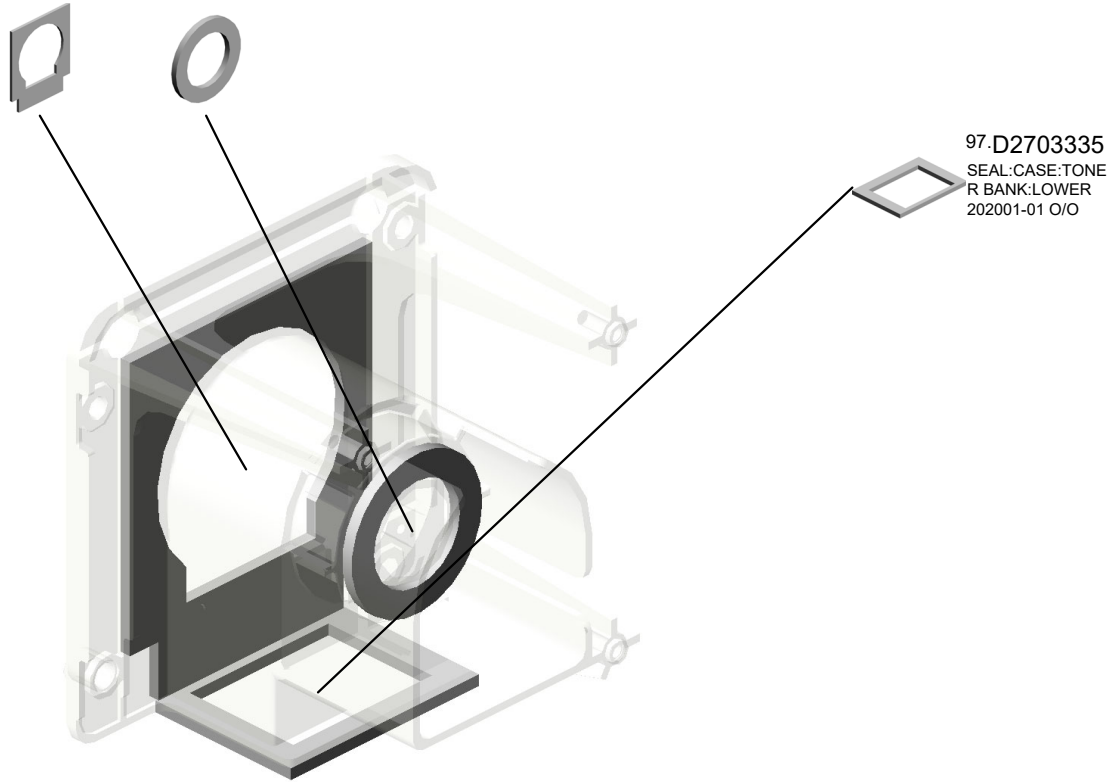


U007\_S002  
CASE:TONER BANK:ASS'Y

99.D2703336 24.A2943319  
SEAL:CASE:TONE CASE CUSHION  
R BANK:FRONT  
202012-03 O/O



69.D1793334  
CASE:TONER BAN  
K:ASS'Y




97.D2703335  
SEAL:CASE:TONE  
R BANK:LOWER  
202001-01 O/O

U001	U002	U003	U004	U005	U006	U007	U008	U009	U010	U011	U012	U013	U014	U015	U016	U017	U018	U019	U020	U021
------	------	------	------	------	------	------	------	------	------	------	------	------	------	------	------	------	------	------	------	------

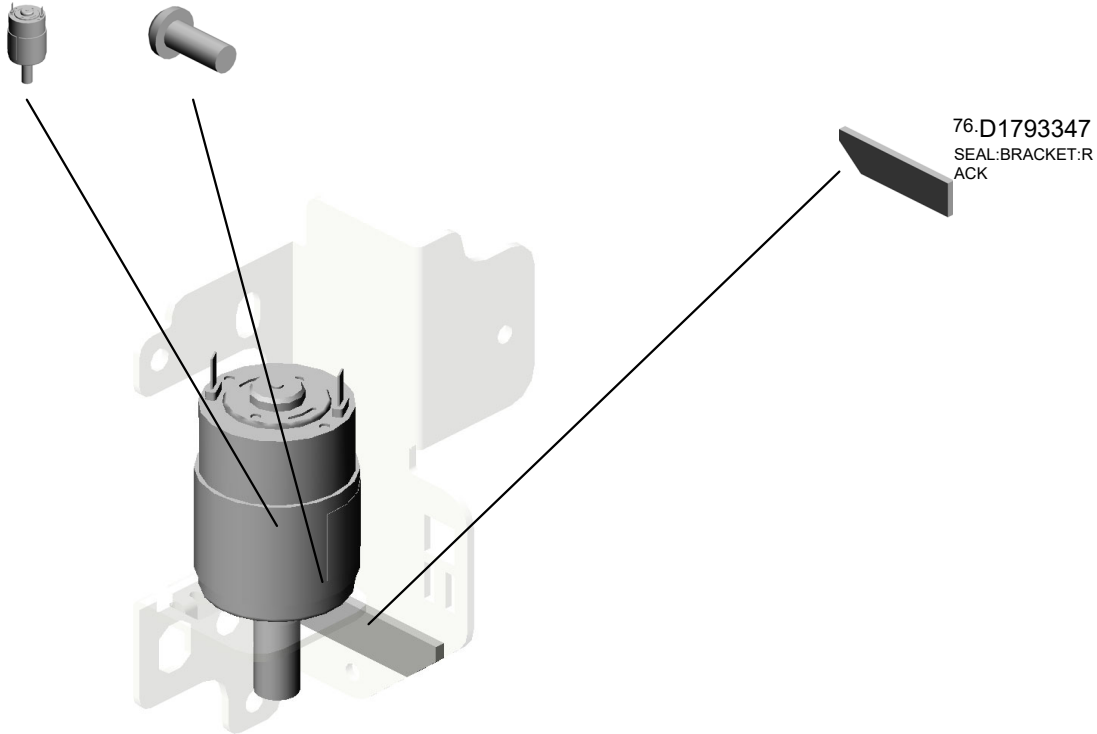
U007\_S003

DC MOTOR:TONER BOTTLE:ASS'Y:BRUSH:5.85W

75.D1793346 1.03125060N  
DC MOTOR:DRIVE: (x2)  
TONER BOTTLE:A SCREW - M2.5X6  
SS'Y:5.85W:BRUSH




74.D1793344  
DC MOTOR:TONE  
R BOTTLE:ASS'Y:B  
RUSH:5.85W



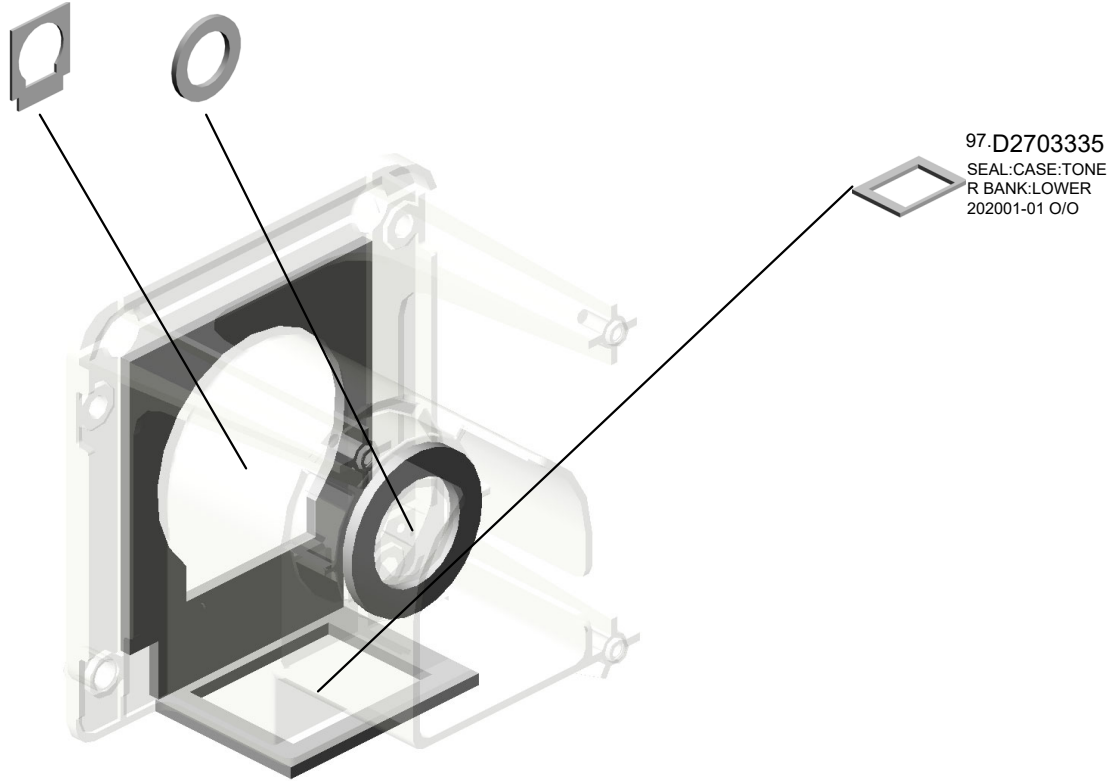
U001	U002	U003	U004	U005	U006	U007	U008	U009	U010	U011	U012	U013	U014	U015	U016	U017	U018	U019	U020	U021
------	------	------	------	------	------	------	------	------	------	------	------	------	------	------	------	------	------	------	------	------

U007\_S004  
CASE:TONER BANK:ASS'Y

99.D2703336 24.A2943319  
SEAL:CASE:TONE CASE CUSHION  
R BANK:FRONT  
202012-03 O/O



69.D1793334  
CASE:TONER BAN  
K:ASS'Y




97.D2703335  
SEAL:CASE:TONE  
R BANK:LOWER  
202001-01 O/O

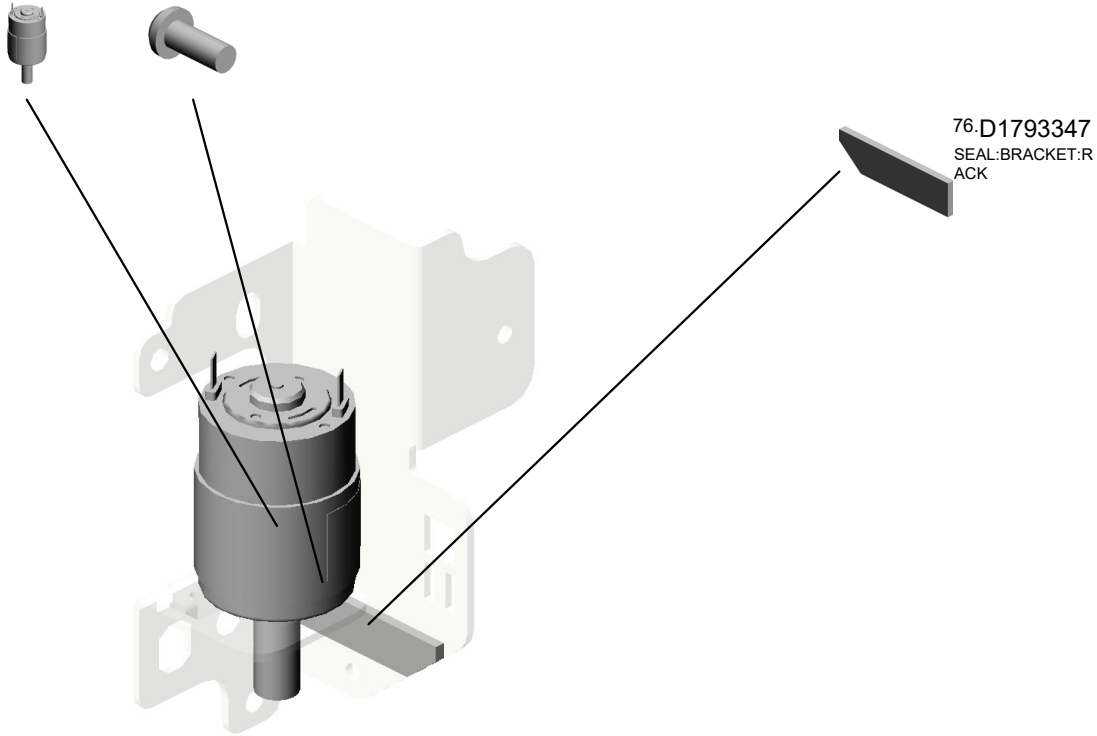
U001	U002	U003	U004	U005	U006	U007	U008	U009	U010	U011	U012	U013	U014	U015	U016	U017	U018	U019	U020	U021
------	------	------	------	------	------	------	------	------	------	------	------	------	------	------	------	------	------	------	------	------

U007\_S005  
DC MOTOR:TONER BOTTLE:ASS'Y:BRUSH:5.85W

75.D1793346 1.03125060N  
DC MOTOR:DRIVE: (x2)  
TONER BOTTLE:A SCREW - M2.5X6  
SS'Y:5.85W:BRUSH



74.D1793344  
DC MOTOR:TONE  
R BOTTLE:ASSY:B  
RUSH:5.85W


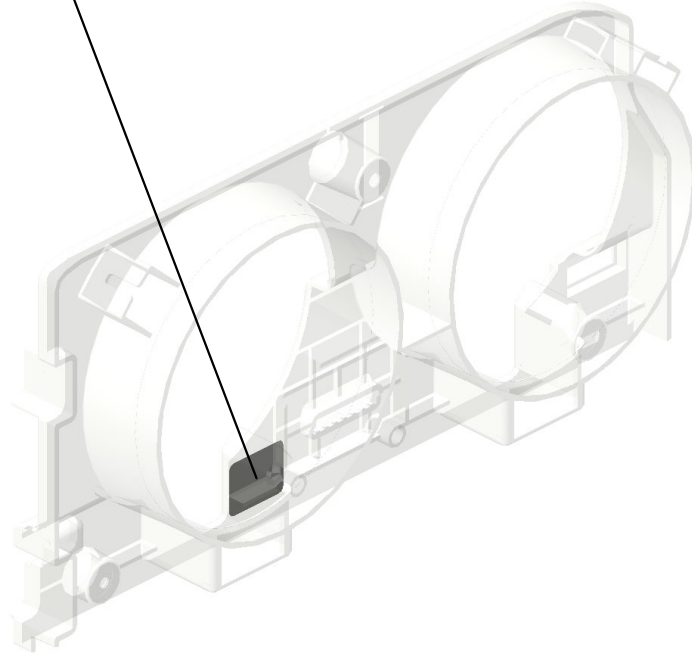



76.D1793347  
SEAL:BRACKET:R  
ACK

U001	U002	U003	U004	U005	U006	U007	U008	U009	U010	U011	U012	U013	U014	U015	U016	U017	U018	U019	U020	U021
------	------	------	------	------	------	------	------	------	------	------	------	------	------	------	------	------	------	------	------	------

U007\_S006  
INNER COVER:TONER BANK:ASS'Y

80.D1793367  
DECAL:DESIGN SK  
ETCH:TONER BOT  
TLE



81.D1793370  
INNER COVER:TO  
NER BANK:ASS'Y

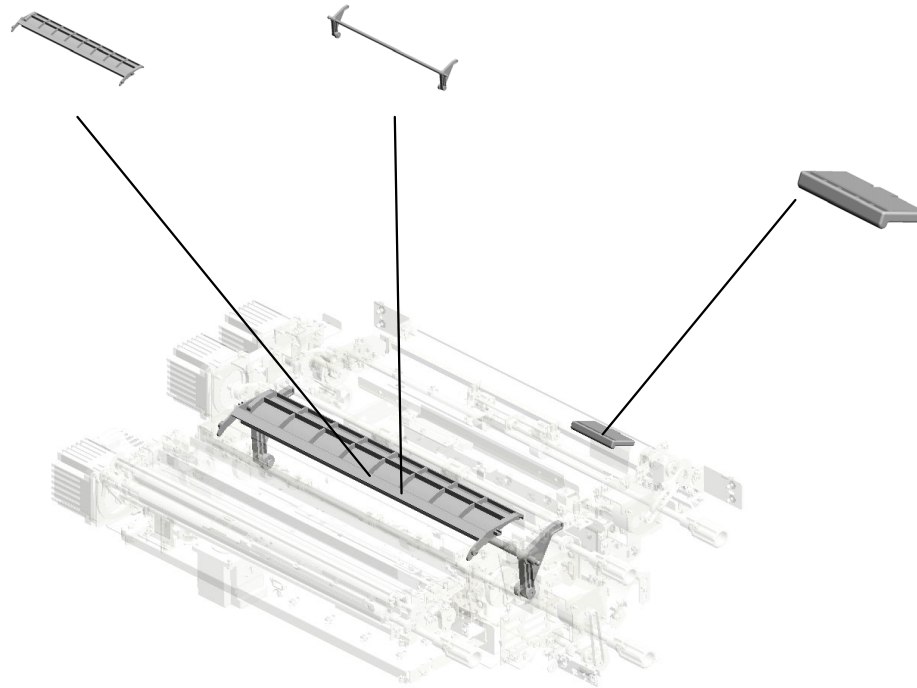
U001	U002	U003	U004	U005	U006	U007	U008	U009	U010	U011	U012	U013	U014	U015	U016	U017	U018	U019	U020	U021
------	------	------	------	------	------	------	------	------	------	------	------	------	------	------	------	------	------	------	------	------

# U008.PAPER FEED

U008 S003  
D1792684  
REGISTRATION GUIDE:OPEN AND CLOSE


U008 S001  
D2702771  
ARM:REGISTRATION:TIMING  
:ASS'Y

U008 S002  
D1792854  
GRIP:GUIDE PLATE:CONNECTING:OPEN AND CLOSE



U001	U002	U003	U004	U005	U006	U007	<b>U008</b>	U009	U010	U011	U012	U013	U014	U015	U016	U017	U018	U019	U020	U021
------	------	------	------	------	------	------	-------------	------	------	------	------	------	------	------	------	------	------	------	------	------

# U008 PAPER FEED



- 14.07413708 (x2) BALL BEARING - 8 X12X3.5MM
- 13.07403808 (x4) BALL BEARING - 8 X16X5MM
- 9.04543006Q (x28) TAPPING SCREW - M3X6
- 17.08050089 (x6) RETAINING RING - M4
- 7.04504008N (x4) TAPPING SCREW - M4X8

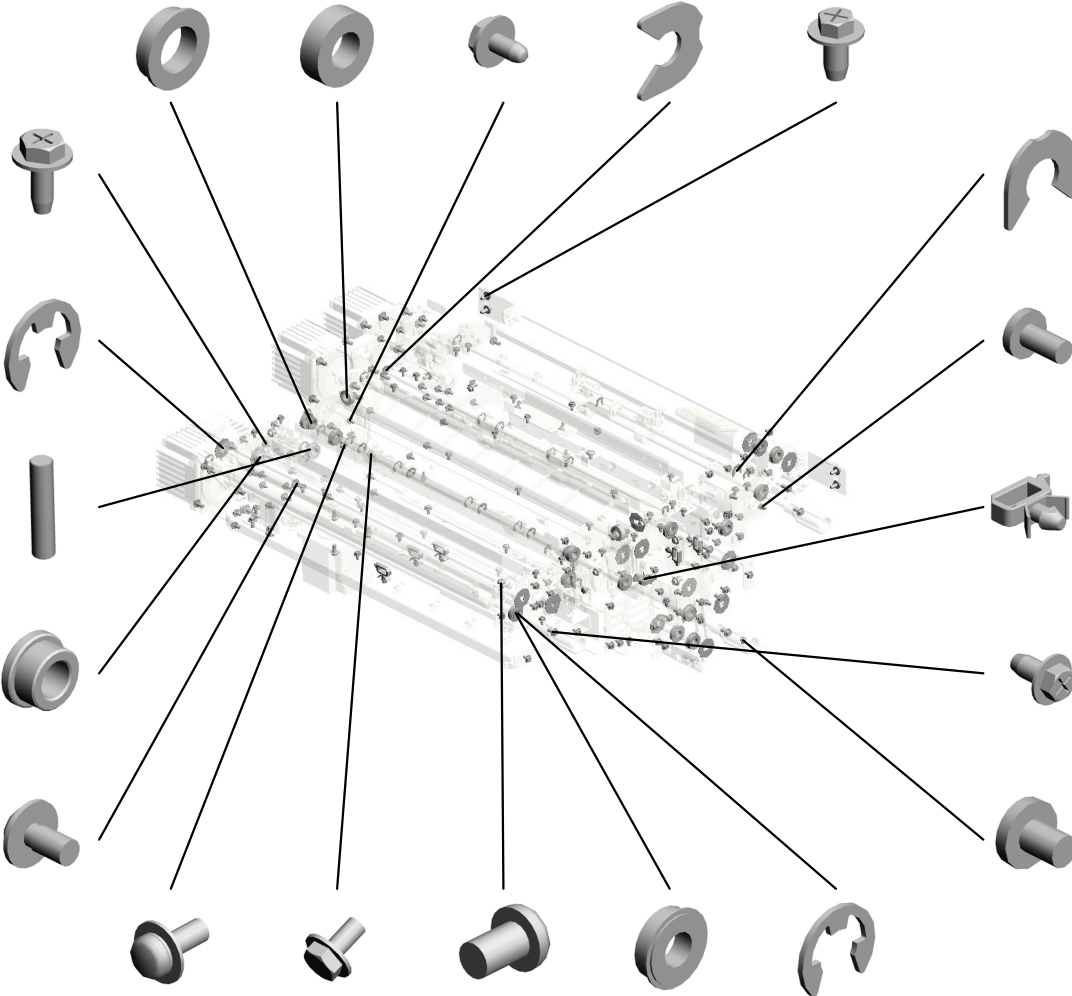
8.04513006N  
(x101)  
TAPPING SCREW - 3X6

11.07200040E  
(x14)  
RETAINING RING - M4

10.06330140G  
(x2)  
PARALLEL PIN - 3X 14

18.08053263  
(x2)  
BEARING - 6X10X6 MM

19.09514008N  
(x6)  
SCREW:POLISHED ROUND:M4X8



16.08050088  
RETAINING RING - M6

2.03530060N  
(x9)  
BIND SCREW - M3 X6


21.11050487  
(x6)  
HARNESS CLAMP

6.03604008N  
(x31)  
SCREW - M4X8

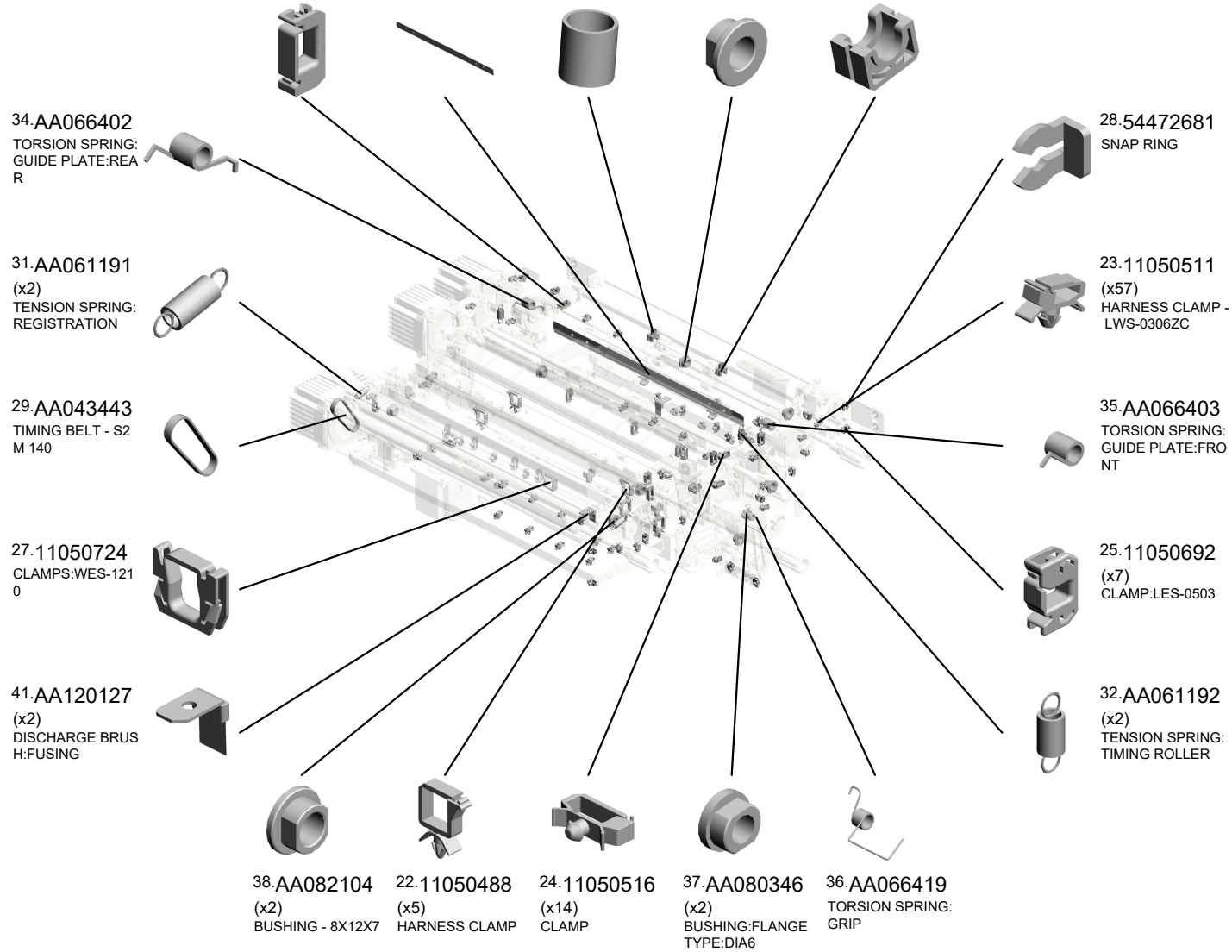
1.03530040N  
SCREW - M3X4

- 20.09543008N (x4) SCREW - M3X8
- 4.03603006N (x12) SCREW - M3X6
- 3.03540060N (x2) SCREW-M4X6
- 15.07433808 (x13) RADIAL BALL BEARING: DIA8X DIA16X 5
- 12.07200060E (x34) RETAINING RING - M6

# U008 PAPER FEED




- 26.11050723 (x8) CLAMPS:WES-0507
- 42.AA120150 DISCHARGE BRUSH:REVERSE:17MM 201611-07 O/O
- 33.AA063678 (x6) SPRING - 3.5N
- 39.AA082144 (x6) BUSHING - 8X12X7
- 40.AA084059 (x6) BALL BEARING HOLDER

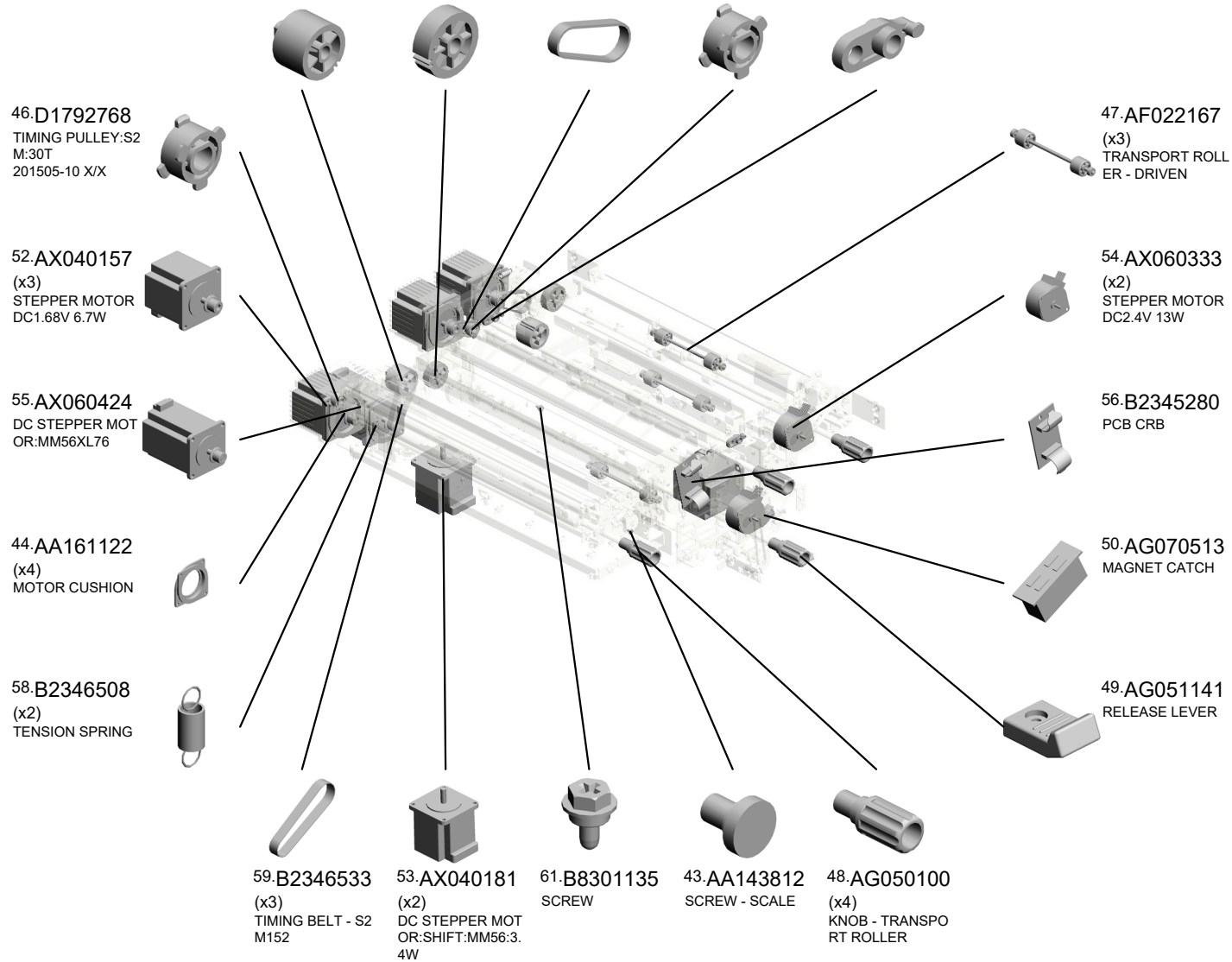





# U008 PAPER FEED



- 63.BB013040 (x2) GEAR:SHIFT:ROLLER:Z30
- 45.AB014243 (x2) GEAR:IDLER:Z30
- 62.B8341648 TIMING BELT - B60 S2M120
- 46.AB030842 TIMING PULLEY:S2 M:30T
- 60.B2382675 (x2) REGISTRATION ROLLER BUSHING



# U008 PAPER FEED



- 82.D1792621 SHAFT:DRIVEN ROLLER:SHIFT
- 84.D2702636 GUIDE PLATE:SHIFT:REGISTRATION:LOWER 201610-01 X/O
- 83.D1792631 GUIDE PLATE:SHIFT:REGISTRATION:UPPER
- 75.D0742952 BRACKET:CONTACT IMAGE SENSOR
- 74.D0742942 PIN:GUIDE PLATE:CONNECTION:LARGE CAPACITY TRAY:UPPER

- 64.D0592399 (x4) FLANGED HEXAGONAL HEAD BOLT: M3\*4

- 80.D0931266 DECAL:WARNING (HIGH TEMPERATURE):LENGTHWISE

- 70.D0742739 (x4) PRESSURE ROLLER:TRANSPORT ROLLER:SHIFT:DRIVEN

- 67.D0742681 SHAFT:CAM:SHIFT

- 68.D1942945 HOLDER:CAM:SHIFT 201512-04 O/O

- 73.D0742938 GUIDE PLATE:CONNECTION:LARGE CAPACITY TRAY:UPPER:PEEN

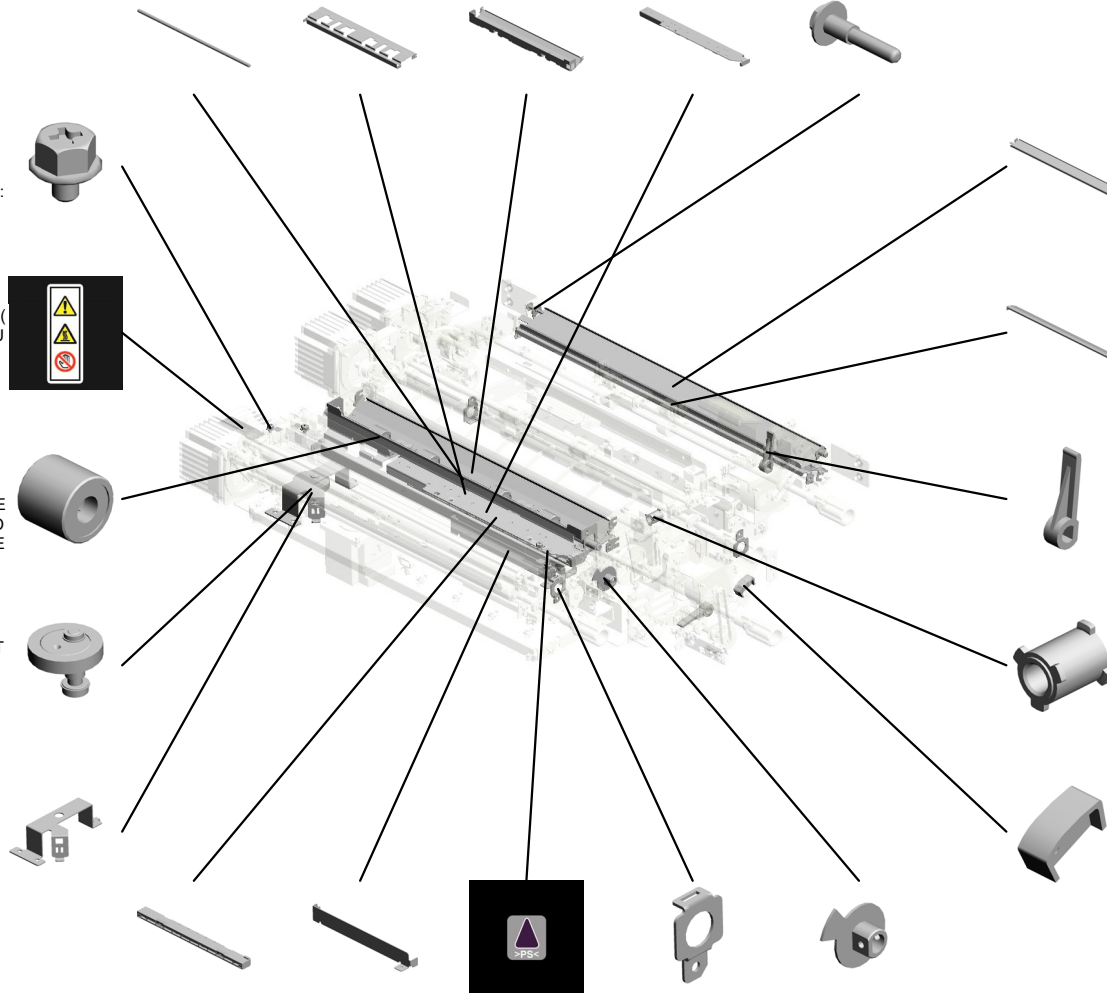
- 72.D0742799 GUIDE PLATE:CONNECTION:LCT:LOWER

- 65.D0742652 (x2) LEVER:LINK:TRANSPORT ROLLER


- 78.D0746165 PULLEY:ON-OFF:BELT TENSIONER

- 76.D0742970 CAM:GUIDE PLATE:OPEN AND CLOSE

- 77.D0743168 CONTACT IMAGE SENSOR:REGISTRATION:MAIN SCANNING:214MM
- 86.D2702641 DUCT:SHIFT:CIS 201610-02 X/O
- 79.D0746497 (x4) DECAL:POSITIONING DISPLAY:TCRUNG
- 71.D0742744 (x3) HOLDER:SHIFT:BEARING:FRONT
- 85.D1792640 DISC:GATE:REGISTRATION:HOME POSITION SENSOR



# U008 PAPER FEED



- 91.D1792649 (x2) BRACKET:GUIDE:SHIFT
- 102.D1792691 (x2) TENSION SPRING:PRESSURE ROLLER
- 100.D1792685 CASE:REMOVE PAPER DUST:ASSY
- 101.D1792689 COVER:REGISTRATION:EXIT
- 93.D2702656 GUIDE PLATE:REGISTRATION:CIS 201702-08 O/O

95.D1792661  
BRACKET:GUIDE PLATE:INNER BACK:CIS

103.D1792698  
COMPRESSION SPRING:SHIFT

87.D1792642  
HOLDER:SHIFT:BEARING:REAR

92.D1792651  
GUIDE PLATE:REGISTRATION:EXIT

104.D1792766  
TIMING ROLLER:TRANSFER:DRIVE:PRESS FIT  
201505-11 X/X

98.D1792670  
GUIDE PLATE:REGISTRATION:TIMING:LOWER

107.D1792704  
TRANSPORT ROLLER:CONNECTING:MAIN

94.D1792660  
BRACKET:GUIDE PLATE:FRONT:CIS

90.D1792648  
PLATE:ADJUSTING PIN

88.D1792643 (x2)  
CAM:REGISTRATION:GATE:RELEASE

106.D1792703  
TRANSPORT ROLLER:CONNECTING: LARGE CAPACITY TRAY:PRESS FIT


97.D1792666  
GUIDE PLATE:REGISTRATION:TIMING:UPPER

99.D1792675  
COVER:REGISTRATION:DOUBLE FEED SENSOR

108.D1792705  
TRANSPORT ROLLER:SHIFT:TRAILING EDGE

105.D1792702  
TIMING ROLLER:REGISTRATION:DRIVE

# U008 PAPER FEED




- 123.D1792791 BRACKET:DRAWER:MAIN PAPER SMD
- 109.D1792711 TIMING ROLLER:TRANSFER:DRIVEN:PRESS FIT
- 117.D1792764 SHAFT:CAM:REGISTRATION:TIMING
- 110.D1792727 SHAFT:TIMING ROLLER:REGISTRATION:DRIVEN 201603-03 X/O
- 129.D1792851 GUIDE PLATE:CONNECTING:OPEN AND CLOSE

114.D1792758  
(x2)  
GEAR:Z41:TIMING PULLEY:T41



115.D1792760  
COVER:MOTOR



112.D1792754  
(x2)  
BRACKET:DC STEPPER MOTOR:PAPER FEED



111.D1792751  
(x2)  
BRACKET:DC STEPPER MOTOR:PAPER FEED:TIMING



113.D1792757  
(x2)  
TIGHTENER:BRACKET:DC STEPPER MOTOR



121.D1792783  
COVER:BASE:MAIN PAPER SMD

135.D1792901  
GUIDE PLATE:CONNECTING:DUPLIX:EXIT

116.D1792763  
(x2)  
CAM:REGISTRATION:TIMING

133.D1792872  
BRACKET:DC STEPPER MOTOR:TRAILING EDGE

128.D1792817  
BRACKET:SHIFT:SYNCHRONOUS BELT

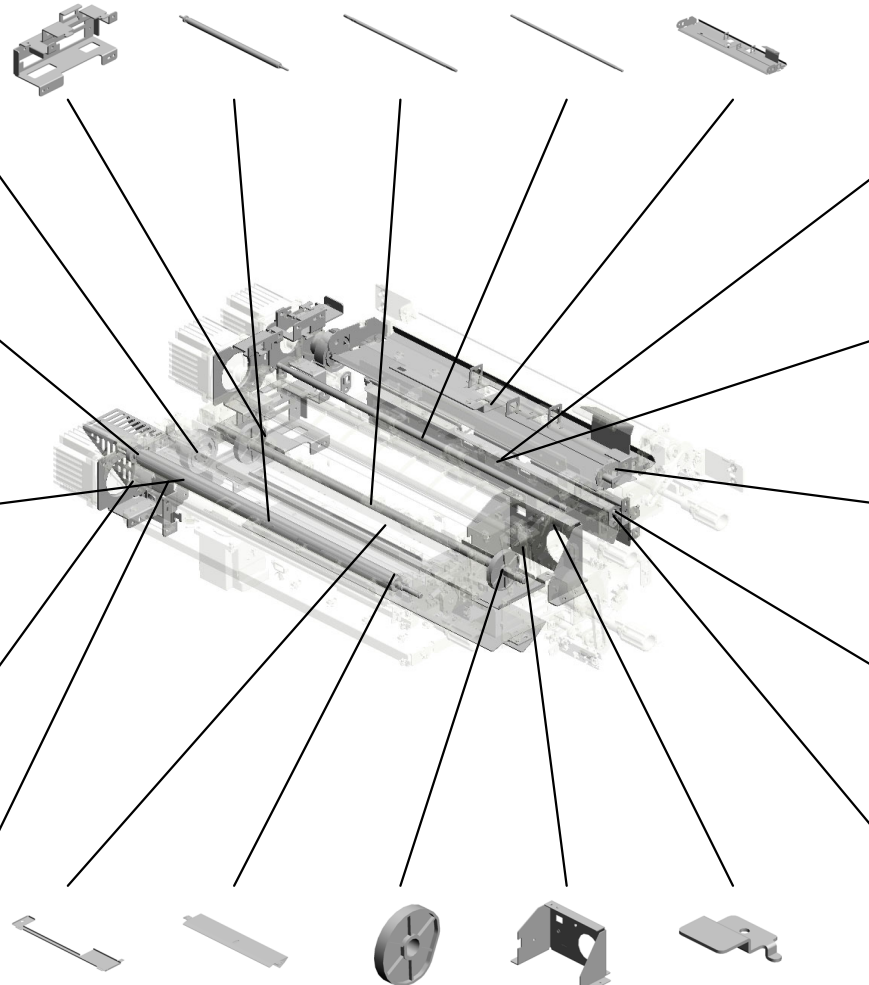
125.D2702810  
GUIDE PLATE:SHIFT:RIGHT UPPER 201611-03 X/O

124.D1792809  
GUIDE PLATE:SHIFT:LEFT LOWER


132.D1792861  
BRACKET:OPEN AND CLOSE:LARGE CAPACITY TRAY

134.D1792891  
GUIDE PIN:SHIFT:TRAILING EDGE

126.D1792814  
(x2)  
GUIDE:SHIFT:TRAILING EDGE



# U008 PAPER FEED



- 152.D1792964 GUIDE:MAIN:CONNECTING:OPEN AND CLOSE
- 156.D1795435 PCB:URRB
- 158.D7315310 PCB:URTB:DOCUMENT FEEDER:ASS'Y
- 141.D1792932 (x2) ARM:ON-OFF:TRANSPORT ROLLER
- 154.D2702986 BRACKET:GUIDE PLATE:CONNECTION:LARGE CAPACITY TRAY 201704-01 O/O

159.G0602296  
(x4)  
BALL BEARING:8X16X5MM

160.G0703088  
(x2)  
SPACER:DEVELOPMENT ROLLER

138.D1792909  
JOINT:CONNECTING:DRIVEN

157.D4342535  
TORSION SPRING:PROOF TRAY

155.D1795422  
PCB:DRB

150.D1792960  
GUIDE PLATE:OPEN AND CLOSE:MAIN:CONNECTING

143.D1792934  
SHAFT:LINK:ON-OFF:CONNECTING

142.D1792933  
SHAFT:LINK:ON-OFF:CONNECTING:LARGE CAPACITY TRAY

147.D1792947  
SHAFT:CAM:ON-OFF:MAIN

151.D1792963  
BRACKET:GRIP:OPEN AND CLOSE:GUIDE PLATE

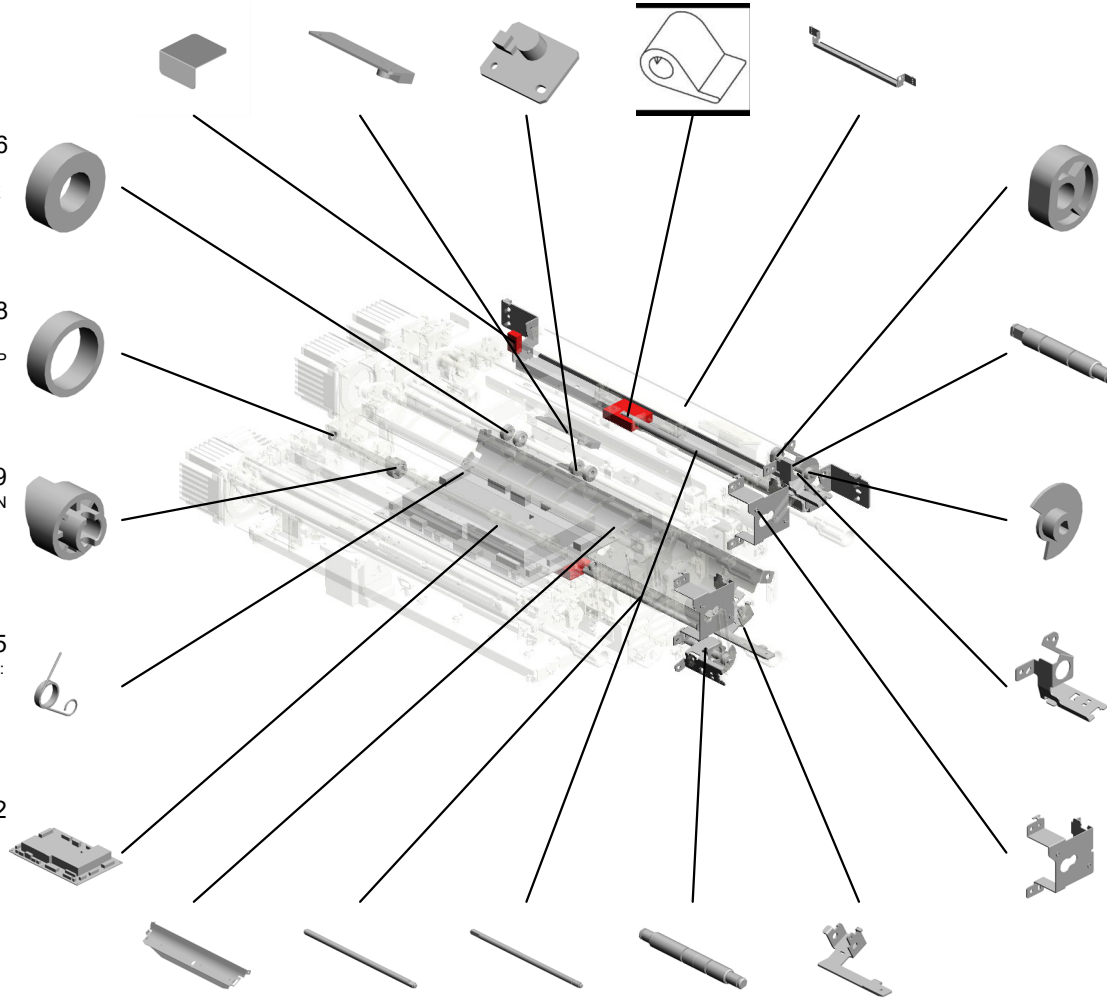
148.D1792948  
(x2)  
CAM:TRANSPORT ROLLER:ON-OFF

146.D1792946  
SHAFT:CAM:ON-OFF:LARGE CAPACITY TRAY

145.D1792944  
(x2)  
DISC:ON-OFF:SENSOR


144.D1792943  
(x2)  
BRACKET:CAM:ON-OFF

149.D1792952  
(x2)  
BRACKET:DC STEPPER MOTOR:DRIVEN:ON-OFF



# U008 PAPER FEED

- 161.G1784900 (x3) COVER.DC STEPPER MOTOR:MM56
- 192.D2702644 STAY:SHIFT:REGISTRATION:ASSY
- 185.D2702647 SHAFT:SHIFT 201803-02 O/O
- 162.G1787660 (x2) PRESSURE ROLLER:TRANSPORT ROLLER
- 163.G1787664 (x12) SPACER



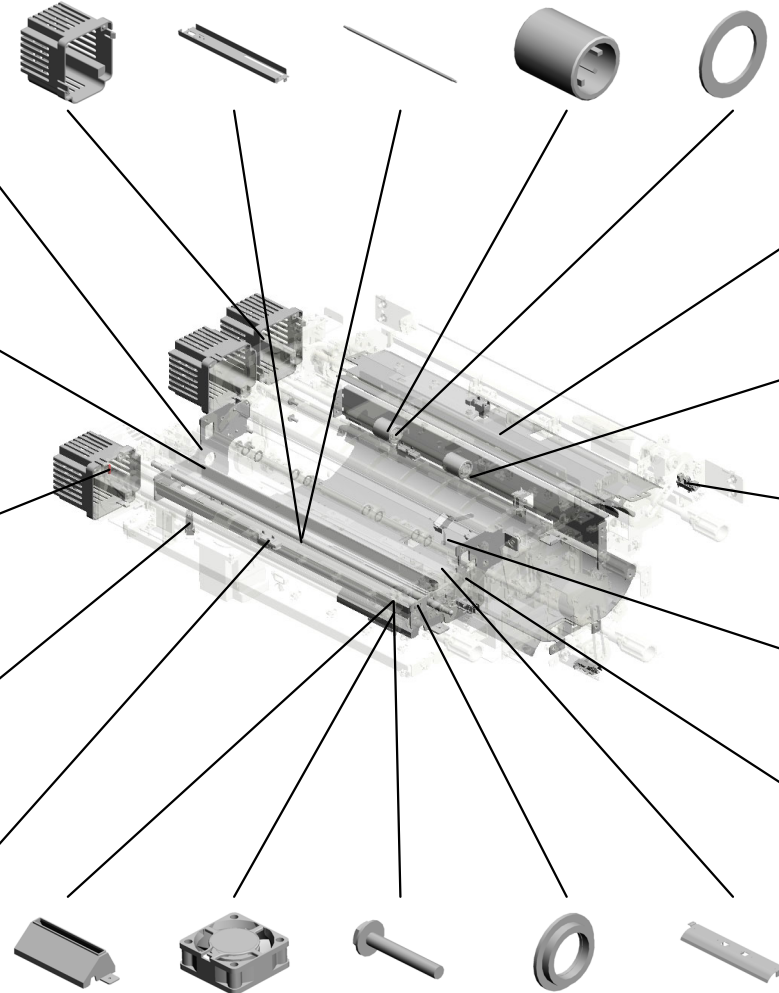
- 184.D1792627 SIDE PLATE:SHIFT:REGISTRATION:REAR:PEEN

- 176.04513008 (x6) TAPPING SCREW - M3X8 201505-12 O/O

- 178.06320140G PARALLEL PIN 201505-09

- 193.GW020024 PHOTOINTERRUPTOR:LG2A24BL1:GF 202211-02 O/O

- 164.GW010007 (x5) PHOTO REFLECTION SENSOR:EXIT



- 187.D0BX2856 GUIDE PLATE:CONNECTING:LARGE CAPACITY TRAY:PEEN 201805-03 O/O

- 181.D2702802 STAY:SHIFT:TRAILING EDGE


- 193.GW020024 (x4) PHOTOINTERRUPTOR:LG2A24BL1:GF 201902-07 O/O

- 191.D0BX2902 GUIDE PLATE:CONNECTING:UPPER:PEEN 201811-03 X/X

- 182.D1792624 SIDE PLATE:SHIFT:REGISTRATION:FRONT:PEEN

- 190.D2702786 DUCT:FAN:CONTACT IMAGE SENSOR 201809-02 O/O
- 165.GX640028 FAN MOTOR DC24V 1.92W
- 186.03603020N (x2) SCREW:M3X20 201805-01
- 166.H5194238 (x2) SPACER:ROLLER:CONNECTING
- 189.D0BX2906 GUIDE PLATE:CONNECTING:LOWER:PEEN 201808-04 O/O

# U008 PAPER FEED




198.AA043727 196.D2702602  
 SYNCHRONOUS B REGISTRATION R  
 ELT:80S2M190 OLLER:GATE:ASS'  
 202006-09 O/O Y  
 202004-01 X/O

202.M0EB4671  
 RADIAL BALL BEA  
 RING:REGISTRATI  
 ON:DRIVEN:REAR  
 202301-02 O/O



197.D0BX2679  
 HOLDER:DC STEP  
 PER MOTOR:SHIF  
 T  
 202005-02 O/O



200.07922074C  
 (x2)  
 SYNCHRONOUS B  
 ELT:40S2M148:CR  
 202108-02 O/O



195.D2702816  
 SHAFT:TRAILING E  
 DGE:SHIFT  
 202003-07 O/O

201.M0EB4670 199.D2702965  
 RADIAL BALL BEA SHAFT:GUIDE PLA  
 RING:REGISTRATI TE:OPEN AND CLO  
 ON:DRIVEN:FRON SE  
 T 202102-03 O/O  
 202301-03 O/O



U001	U002	U003	U004	U005	U006	U007	U008	U009	U010	U011	U012	U013	U014	U015	U016	U017	U018	U019	U020	U021
------	------	------	------	------	------	------	------	------	------	------	------	------	------	------	------	------	------	------	------	------

U008\_S001

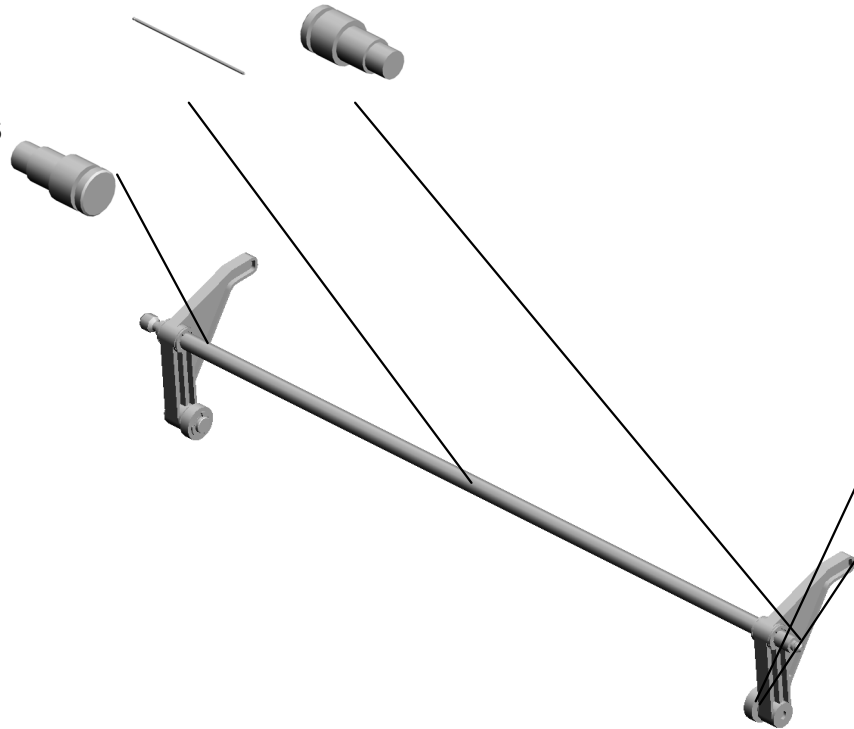
ARM:REGISTRATION:TIMING:ASS'Y

118.D1792772 119.D1792773  
SHAFT:ARM:REGIS ARM:TIMING ROLL  
TRATION:TIMING ER:FRONT



188.D2702771  
[A]  
ARM:REGISTRATI  
ON:TIMING:ASS'Y  
201805-06 O/O

120.D1792775  
ARM:TIMING ROLL  
ER:INNER BACK



12.07200060E  
(x6)  
RETAINING RING -  
M6

13.07403808  
(x2)  
BALL BEARING - 8  
X16X5MM



D1792771  
[A]  
ARM:REGISTRATI  
ON:TIMING:ASS'Y  
201805-06 O/O


U001	U002	U003	U004	U005	U006	U007	U008	U009	U010	U011	U012	U013	U014	U015	U016	U017	U018	U019	U020	U021
------	------	------	------	------	------	------	------	------	------	------	------	------	------	------	------	------	------	------	------	------



U008\_S002

GRIP:GUIDE PLATE:CONNECTING:OPEN AND CLOSE

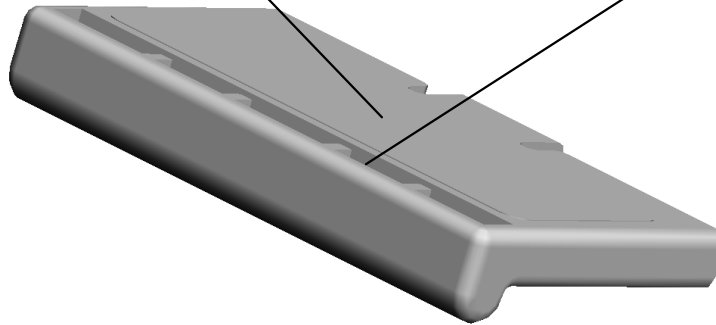

194.D2707649  
DECAL: MULTI-LAN  
GUAGE: MAIN:5  
201904-05 O/O



130.D1792854  
GRIP:GUIDE PLAT  
E:CONNECTING:O  
PEN AND CLOSE





57.B2346424  
RELEASE GRIP



U001	U002	U003	U004	U005	U006	U007	<b>U008</b>	U009	U010	U011	U012	U013	U014	U015	U016	U017	U018	U019	U020	U021
------	------	------	------	------	------	------	-------------	------	------	------	------	------	------	------	------	------	------	------	------	------

U008\_S003  
REGISTRATION GUIDE:OPEN AND CLOSE

140.D1797648  
DECAL: MULTI-LAN  
GUAGE: MAIN:12  
201606-02 O/O



180.D1792684  
[A]  
REGISTRATION G  
UIDE:OPEN AND C  
LOSE  
201608-01 O/O



D1792674  
[A]  
REGISTRATION G  
UIDE:OPEN AND C  
LOSE:ADHESION  
201608-01 O/O

U001	U002	U003	U004	U005	U006	U007	U008	U009	U010	U011	U012	U013	U014	U015	U016	U017	U018	U019	U020	U021
------	------	------	------	------	------	------	------	------	------	------	------	------	------	------	------	------	------	------	------	------

# U009.PCU


U009 S003  
D0BX2440  
INNER COVER:PCU:ASS'Y

U009 S001  
D0BX2255  
CHARGE CORONA

U009 S005  
D1793535  
GEAR SET:CLEANING UNIT:  
SERVICE PARTS

U009 S002  
D0BX2432  
SERVICE PARTS:DEVELOPM  
ENT UNIT:ASS'Y

U009 S004  
D1793504  
CLEANING UNIT:ASS'Y



U001	U002	U003	U004	U005	U006	U007	U008	U009	U010	U011	U012	U013	U014	U015	U016	U017	U018	U019	U020	U021
------	------	------	------	------	------	------	------	------	------	------	------	------	------	------	------	------	------	------	------	------

# U009\_S001.CHARGE CORONA

U009 S001 S001  
D1792256  
COVER:CHARGE CORONA:A  
SSY



U001	U002	U003	U004	U005	U006	U007	U008	U009	U010	U011	U012	U013	U014	U015	U016	U017	U018	U019	U020	U021
------	------	------	------	------	------	------	------	------	------	------	------	------	------	------	------	------	------	------	------	------

# U009\_S004.CLEANING UNIT:ASS'Y

U009 S004 S001  
D1793607  
CLEANING UNIT:APPLY:ASS'  
Y



U001	U002	U003	U004	U005	U006	U007	U008	U009	U010	U011	U012	U013	U014	U015	U016	U017	U018	U019	U020	U021
------	------	------	------	------	------	------	------	------	------	------	------	------	------	------	------	------	------	------	------	------

# U009\_S004\_S001.CLEANING UNIT:APPLY:ASS'Y

U009 S004 S001 S002  
D1793681  
HOLDER:COVER:COATING B  
AR:ASS'Y

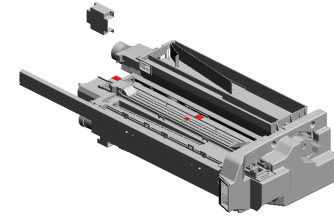


U009 S004 S001 S001  
D1793681  
HOLDER:COVER:COATING B  
AR:ASS'Y

U001	U002	U003	U004	U005	U006	U007	U008	U009	U010	U011	U012	U013	U014	U015	U016	U017	U018	U019	U020	U021
------	------	------	------	------	------	------	------	------	------	------	------	------	------	------	------	------	------	------	------	------

U009  
PCU

- 39.D1792218 DUCT:CHARGE UNIT:ASSY  
201701-01 O/O
- 50.D1792370 GRIP:DRUM:ASSY
- 44.D1792240 BASE:DUCT:VACUUM:ASSY
- 32.D0743829 DECAL:POSITIONING DISPLAY:TCRU
- 54.D1792421 ELECTRIC POTENTIAL SENSOR




12.04514008N  
(x5)  
TAPPING SCREW:  
4X8



51.D1792376  
HOLDER:DRUM:TAKE OFF:FRONT



46.D1792247  
DUCT:SIDE PLATE




53.D1792419  
STOPPER:SLIDE RAIL:PCU:PEEN



1.03530060N  
(x4)  
BIND SCREW - M3 X6



31.D0742577  
CONNECTOR:DRIVER:4POLE:REC



45.D1792246  
SEAL:DUCT:SIDE PLATE:REAR





52.D1792377  
HOLDER:DRUM:TAKE OFF:REAR



4.03540120N  
(x2)  
SCREW M4X12




43.D1792239  
SHAFT:CLEANER:CHARGE:DRIVE:ASSY



13.04533006N  
(x2)  
TAPPING SCREW - M3X6



42.D1792238  
SOCKET:CHARGE



41.D1792237  
HOLDER:MOTOR:CHARGE



27.B7005804  
STEPPER MOTOR: DIA42:Z17:ASSY



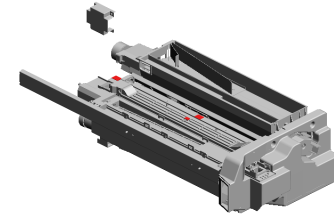
18.07413706  
BALL BEARING - 6 X10X3



137.D0592469  
(x2)  
SCREW:ROUND POINT:M4X6  
201607-04 X/O

U009  
PCU

152.AW140027 96.D1799510 132.D1792416 131.D1792417  
 TEMPERATURE & OPC DRUM  
 HUMIDITY SENSOR STAY:ELECTRIC P  
 R OTENTIAL SENSO  
 201907-05 O/O R HOLDER:ELECTRI  
 C POTENTIAL SEN  
 SOR



149.GW020024  
 PHOTOINTERRUPTOR:LG2A24BL1:G  
 F  
 201902-07 O/O




59.D1792469  
 KNOB SCREW:DRUM



159.D2701399  
 DECAL:LASER DIO  
 DE:ABS  
 202401-01 X/O



146.D1792412  
 HOLDER:SLIDE RAIL:PCU:RIGHT



102.G1781316  
 SPRING:PLATE:LEFT:CHARGE



99.G1781282  
 GEAR:CHARGE:CLEANER:Z51



100.G1781311  
 (x3)  
 TERMINAL:CHARGE



101.G1781313  
 SPRING:PLATE:RIGHT:CHARGE



137.D0592469  
 (x4)  
 SCREW:ROUND POINT:M4X6  
 201607-04 X/O



136.D1792411  
 (x2)  
 SLIDE RAIL:PCU



55.D1792427  
 BRACKET:DRAWER:CLEANING UNIT



138.D1792217  
 SHEET:DUCT:VACUUM:SHUTTER  
 201607-03





U009\_S001  
CHARGE CORONA

19.08050072  
(x2)  
CS RING

34.D1792205  
ELECTRODE PLAT  
E:CASE:CHARGE

36.D1792208  
END BLOCK:CHAR  
GE CORONA:REAR

104.G1782502  
(x6)  
CUSHION:CORONA  
WIRE

106.G1782510  
(x3)  
CLEANER:CORON  
A WIRE:ASS'Y

153.D0BX2255  
[A]  
CHARGE CORONA  
201907-15 O/O



26.B2342125  
(x3)  
SPRING - GRID

37.D1792209  
STAY:CORONA WI  
RE:LEFT

38.D1792210  
STAY:CORONA WI  
RE:RIGHT

108.G1782516  
END BLOCK:CHAR  
GE CORONA:FRO  
NT

35.D1792206  
STAY:GRID

33.D1792204  
COVER:END BLOC  
K:REAR

105.G1782507  
CLEANER:GRID:AS  
S'Y

151.D0BX2500  
GRID:CHARGE CO  
RONA  
201904-08 O/O

40.D1792224  
(x3)  
CORONA WIRE:CH  
ARGE CORONA

107.G1782512  
COVER:END BLOC  
K:FRONT

109.G1782521  
SLIDER:CLEANER:  
CHARGE CORONA  
:ASS'Y

16.07200025E  
RETAINING RING -  
M2.5

110.G1782522  
(x3)  
RING:SLIDER

111.G1782570  
SCREW SHAFT:CH  
ARGE CORONA:AS  
S'Y


112.G1782605  
(x3)  
TENSION SPRING:  
CORONA WIRE



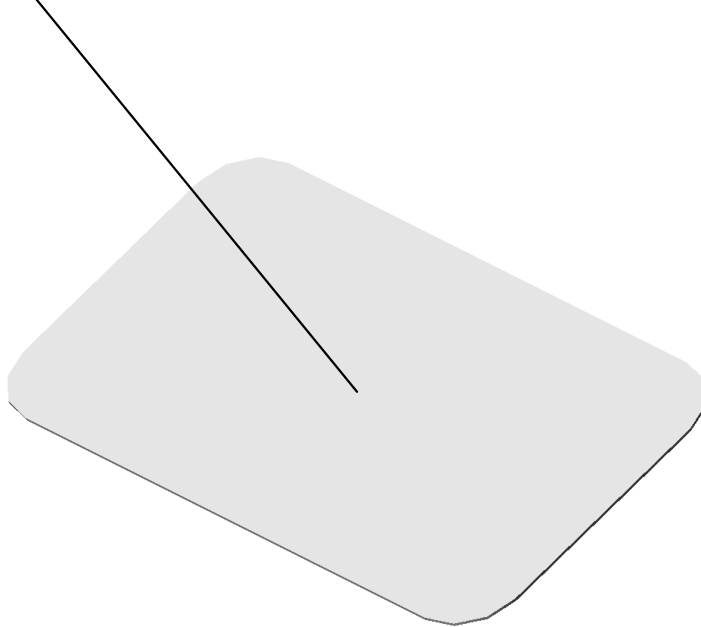
D1792255  
[A]  
CHARGE CORONA  
201907-15 O/O

U009\_S001\_S001  
COVER:CHARGE CORONA:ASS'Y

47.D1792254  
DECAL:CHARGE:G  
RIP




49.D1792256  
COVER:CHARGE C  
ORONA:ASS'Y



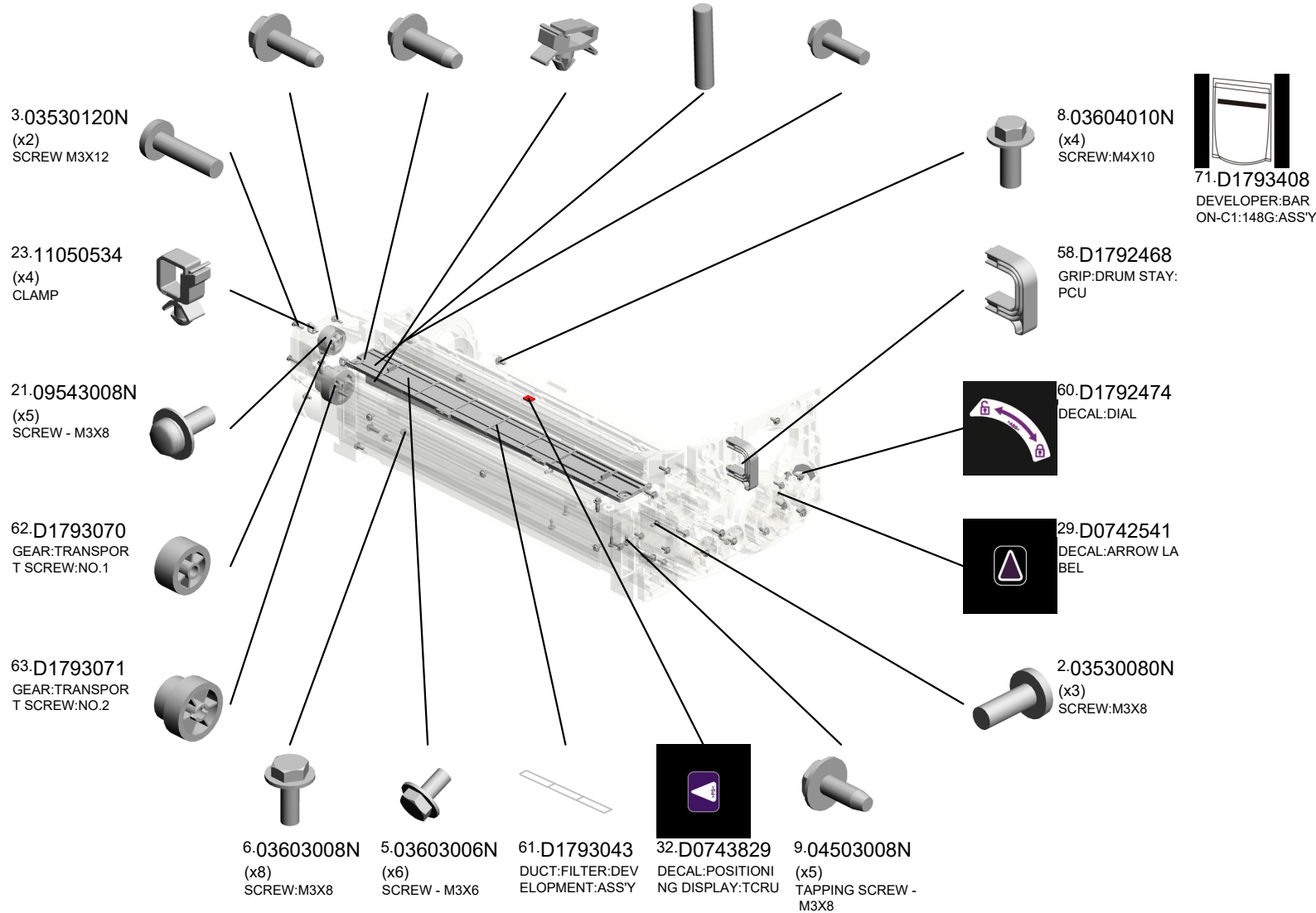
U001	U002	U003	U004	U005	U006	U007	U008	U009	U010	U011	U012	U013	U014	U015	U016	U017	U018	U019	U020	U021
------	------	------	------	------	------	------	------	------	------	------	------	------	------	------	------	------	------	------	------	------

- 10.04503010N (x6) TAPPING SCREW - M3X10
- 11.04504012N (x10) TAPPING SCREW: 4X12
- 22.11050511 HARNESS CLAMP - LWS-0306ZC
- 15.06330140G (x3) PARALLEL PIN - 3X 14
- 7.03603010N (x4) SCREW:M3X10




155.D0BX2432

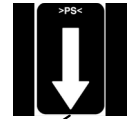
[A]  
SERVICE PARTS:DEVELOPMENT UNIT:ASS'Y  
201908-01 O/O



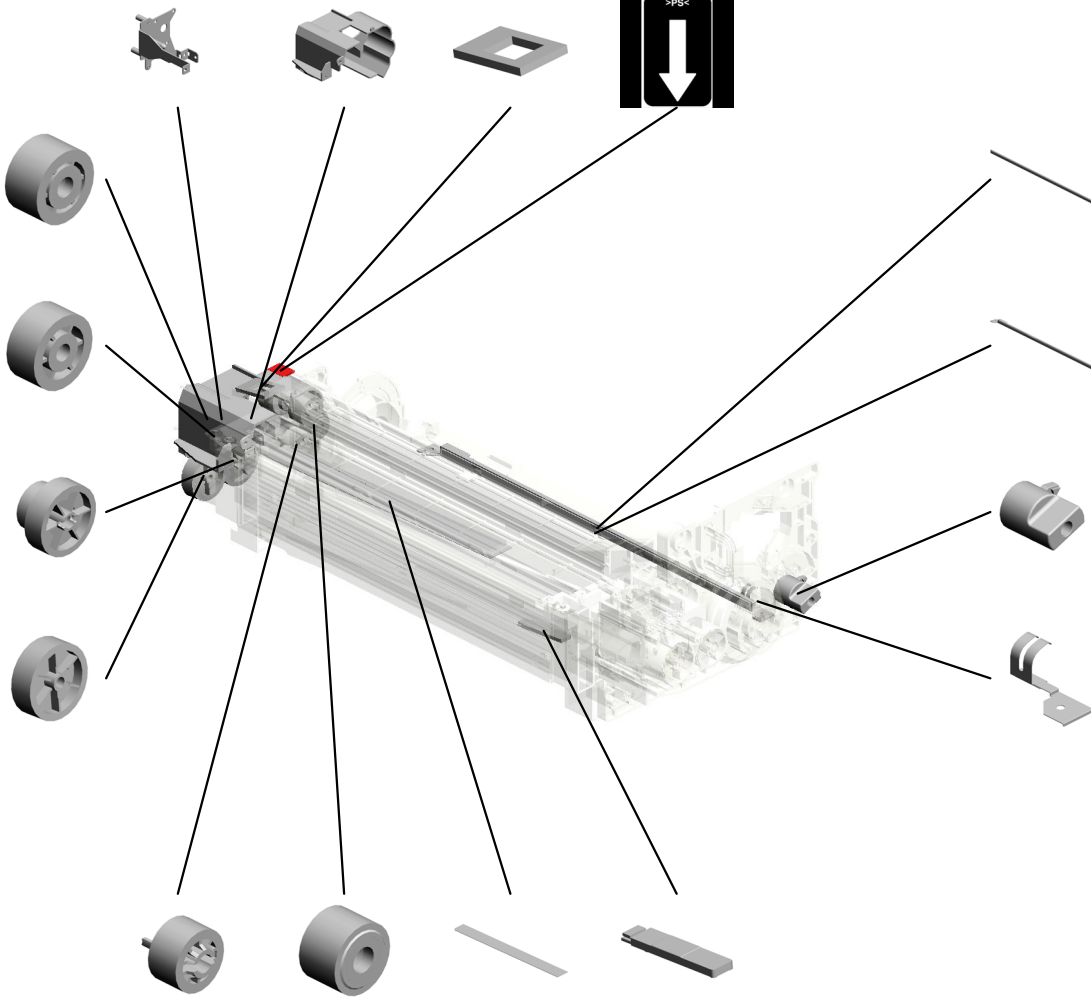
- 68.D1793090 PLATE:GEAR:IDLER:ASS'Y
- 144.D2703097 COVER:GEAR:DEVELOPMENT 201711-03 X/O
- 116.G1783475 SPONGE:COUPLING:TONER SUPPLY:DEVELOPMENT UNIT
- 123.GA000063 DECAL:DEVELOPMENT UNIT:DISPLAY



- 155.D0BX2432 [A] SERVICE PARTS:DEVELOPMENT UNIT:ASS'Y 201908-01 O/O



- 65.D1793073 GEAR:IDLER:TRANSPORT SCREW:UPPER:ASS'Y
- 66.D1793074 GEAR:IDLER:TRANSPORT SCREW:LOWER:ASS'Y
- 115.G1783356 (x2) GEAR:JOINT:DEVELOPMENT UNIT
- 64.D1793072 GEAR:TRANSPORT SCREW:NO.3



- 114.G1783332 (x2) GEAR:DEVELOPMENT ROLLER
- 113.G1783330 GEAR:IDLER:DEVELOPMENT ROLLER:ASS'Y
- 150.D0BX3075 FILTER:DEVELOPMENT 201903-04 O/O
- 147.D2703079 SERVICE PARTS:DENSITY SENSOR:DEVELOPMENT

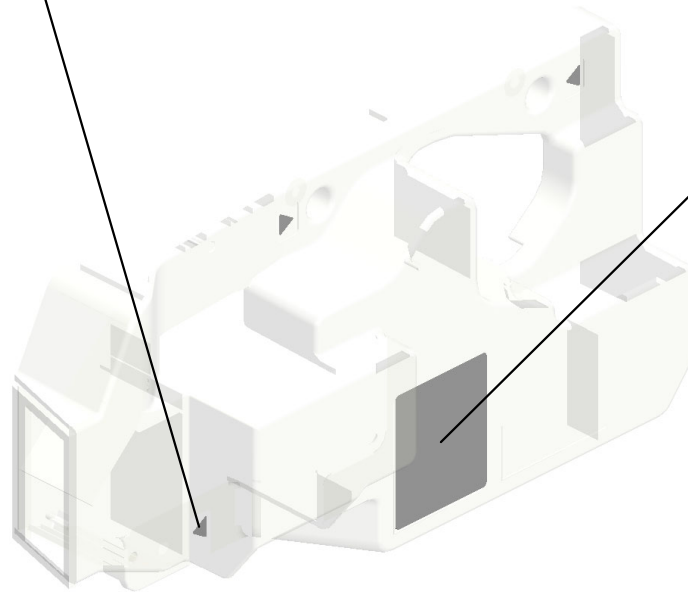

- 156.M0B12211 DISCHARGE LAMP:LED ARRAY 201908-02 X/X
- 154.D0BX2485 LED ARRAY:ASS'Y 201907-16 X/O
- 140.D1792467 LEVER:POSITIONING:CLEANING
- 129.D1792494 GROUND PLATE:STAY:PCU




- D2702433 [A] SERVICE PARTS:DEVELOPMENT UNIT:ASS'Y 201908-01 O/O

U009\_S003  
INNER COVER:PCU:ASS'Y

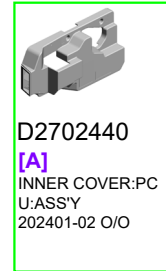
32.D0743829  
(x3)  
DECAL:POSITIONI  
NG DISPLAY:TCRU



70.D1793134  
DECAL:WARNING:  
AROUND THE PHO  
TOCONDUCTOR



158.D0BX2440  
[A]  
INNER COVER:PC  
U:ASS'Y  
202401-02 O/O




D2702440  
[A]  
INNER COVER:PC  
U:ASS'Y  
202401-02 O/O

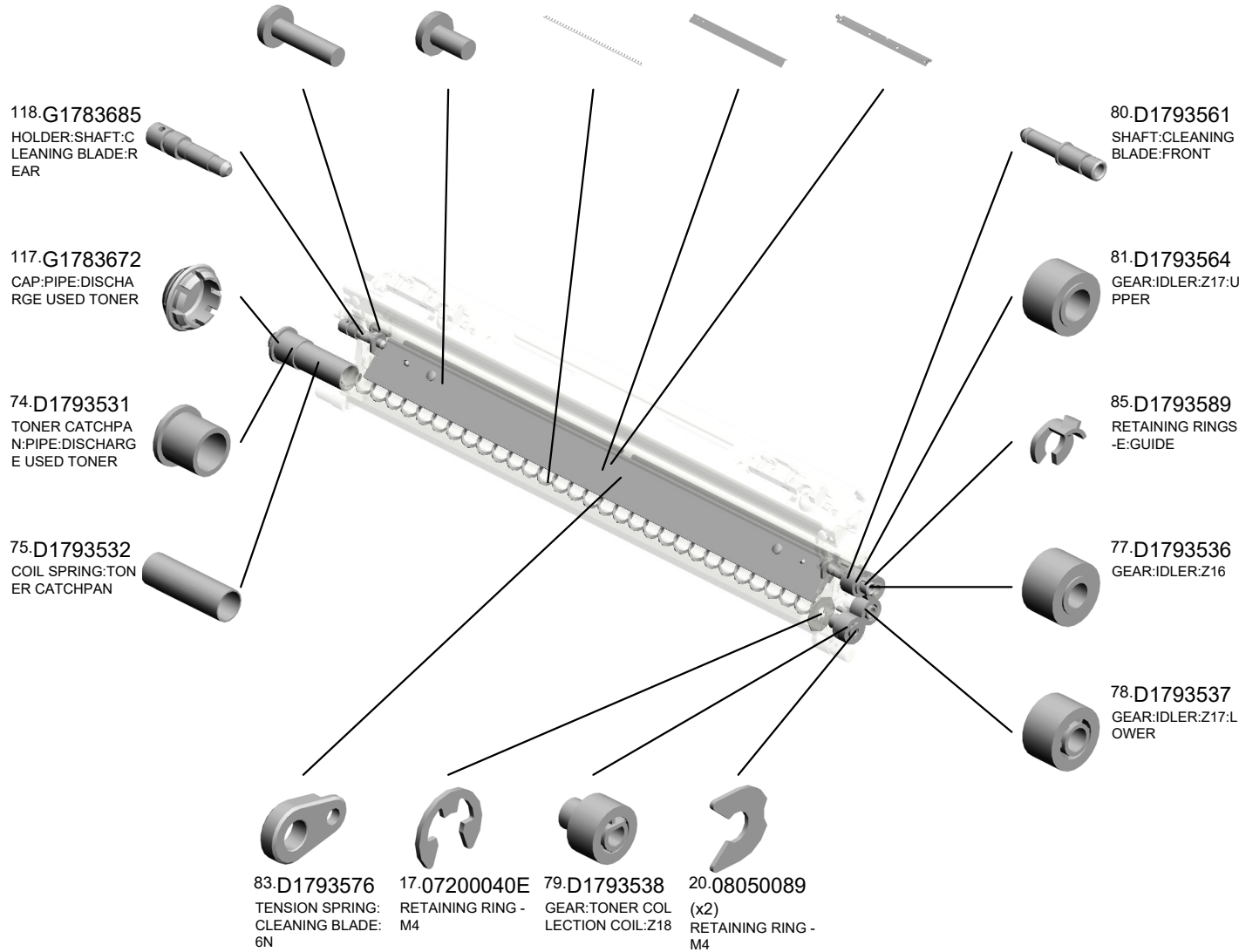
U001	U002	U003	U004	U005	U006	U007	U008	U009	U010	U011	U012	U013	U014	U015	U016	U017	U018	U019	U020	U021
------	------	------	------	------	------	------	------	------	------	------	------	------	------	------	------	------	------	------	------	------

U009\_S004  
CLEANING UNIT:ASS'Y

- 3.03530120N (x2) SCREW M3X12
- 1.03530060N (x8) BIND SCREW - M3 X6
- 73.D1793525 TONER COLLECTI ON COIL:CLEANIN G:ASS'Y
- 84.D1793581 **BLADE:CLEANING: ASS'Y**
- 82.D1793571 BRACKET:CLEANI NG BLADE:ASS'Y



139.D1793504  
**[A]**  
CLEANING UNIT:A  
SS'Y  
201608-03 O/O



U009\_S004\_S001  
CLEANING UNIT:APPLY:ASS'Y

- 122.G1783781 GUIDE:COATING BAR (x5)
- 1.03530060N BIND SCREW - M3 X6
- 30.D0742542 (x2) DECAL:GRIP
- 88.D1793627 (x2) TENSION SPRING: COATING BAR:5N 201611-02 X/O
- 93.D1793653 BLADE:APPLY:ASS'Y 201408-01 X/O



142.D1793607  
[A]  
CLEANING UNIT:APPLY:ASS'Y  
201707-02 O/O

124.J0155505  
DRAWER:CONNECTOR:USED DEVELOPER:PLUG



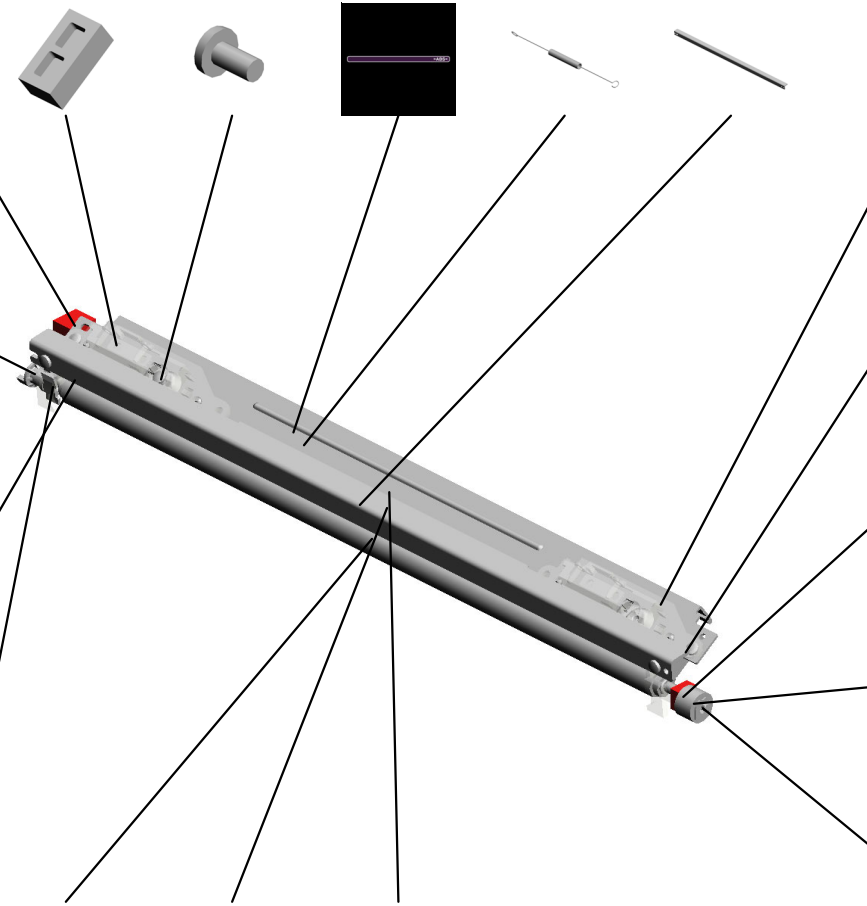
28.D0742459  
JOINT:CLEANING UNIT



94.D1793669  
GROUND PLATE:APPLY



92.D1793647  
PLAIN SHAFT BEARING:APPLY:REAR:ASS'Y



121.G1783734 (x2)  
GUIDE PLATE:ARM



119.G1783707 (x2)  
SHEET:COATING BAR:2



120.G1783713  
BUSHING:APPLY



91.D1793645  
GEAR:BRUSH ROLLER:Z15



20.08050089  
RETAINING RING - M4



- 90.D1793641 BRUSH ROLLER:APPLY:ASS'Y
- 89.D1793635 COATING BAR:ASS'Y 201409-01 X/O
- 87.D1793621 COVER:COATING BAR




D1793608  
[A]  
CLEANING UNIT:APPLY:ASS'Y  
201707-02 O/O


U001	U002	U003	U004	U005	U006	U007	U008	U009	U010	U011	U012	U013	U014	U015	U016	U017	U018	U019	U020	U021
------	------	------	------	------	------	------	------	------	------	------	------	------	------	------	------	------	------	------	------	------

U009\_S004\_S001\_S001  
HOLDER:COVER:COATING BAR:ASS'Y

130.D1793689  
GROUND PLATE:C  
OVER:APPLY



95.D1793681  
HOLDER:COVER:C  
OATING BAR:ASS'  
Y




U001	U002	U003	U004	U005	U006	U007	U008	U009	U010	U011	U012	U013	U014	U015	U016	U017	U018	U019	U020	U021
------	------	------	------	------	------	------	------	------	------	------	------	------	------	------	------	------	------	------	------	------




U009\_S004\_S001\_S002  
HOLDER:COVER:COATING BAR:ASS'Y

130.D1793689  
GROUND PLATE:C  
OVER:APPLY




95.D1793681  
HOLDER:COVER:C  
OATING BAR:ASS'  
Y



U001	U002	U003	U004	U005	U006	U007	U008	U009	U010	U011	U012	U013	U014	U015	U016	U017	U018	U019	U020	U021
------	------	------	------	------	------	------	------	------	------	------	------	------	------	------	------	------	------	------	------	------

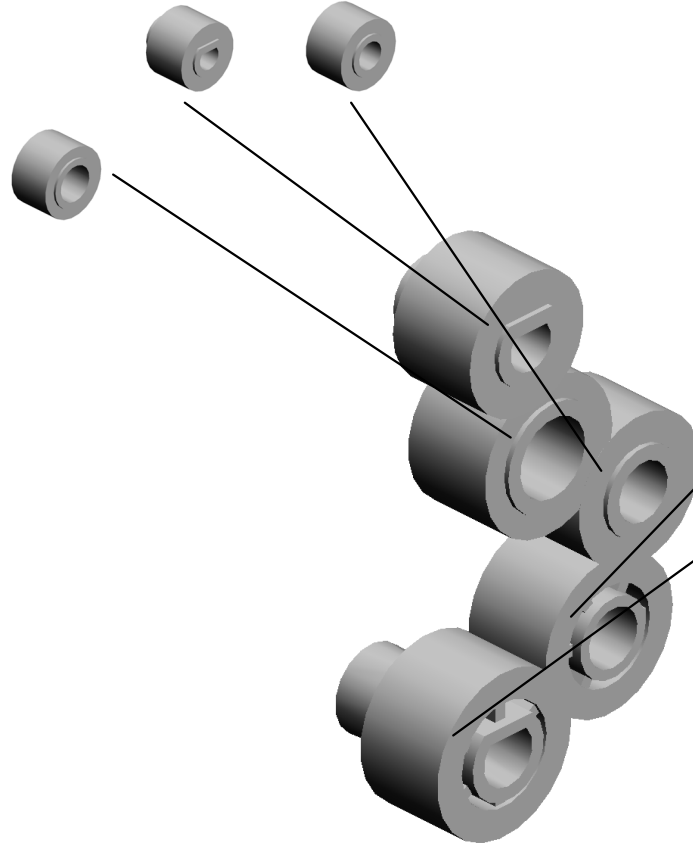
U009\_S005  
GEAR SET:CLEANING UNIT:SERVICE PARTS

91.D1793645 77.D1793536  
GEAR:BRUSH ROLLER:Z15 GEAR:IDLER:Z16



**76.D1793535**  
GEAR SET:CLEANING UNIT:SERVICE PARTS

81.D1793564  
GEAR:IDLER:Z17:UPPER




78.D1793537  
GEAR:IDLER:Z17:LOWER

79.D1793538  
GEAR:TONER COLLECTION COIL:Z18

U001	U002	U003	U004	U005	U006	U007	U008	U009	U010	U011	U012	U013	U014	U015	U016	U017	U018	U019	U020	U021
------	------	------	------	------	------	------	------	------	------	------	------	------	------	------	------	------	------	------	------	------

# U010.ITB UNIT

U010 S002  
D1796169  
DRUM STAY:INTERMEDIATE  
TRANSFER:SUB-ASS'Y




U010 S001  
D1796002  
TRANSFER UNIT:INTERMEDIATE  
TRANSFER:ASS'Y




U001	U002	U003	U004	U005	U006	U007	U008	U009	U010	U011	U012	U013	U014	U015	U016	U017	U018	U019	U020	U021
------	------	------	------	------	------	------	------	------	------	------	------	------	------	------	------	------	------	------	------	------

U010  
ITB UNIT

75.D1796050  
FLAT BELT-TRANSFER



5.03604008N  
(x2)  
SCREW - M4X8



51.D0744351  
(x4)  
STEPPED SCREW:  
DIA5.4DIA: DIA3.5:M  
3



29.AA063463  
(x4)  
COMPRESSION SP  
RING: DRAWER

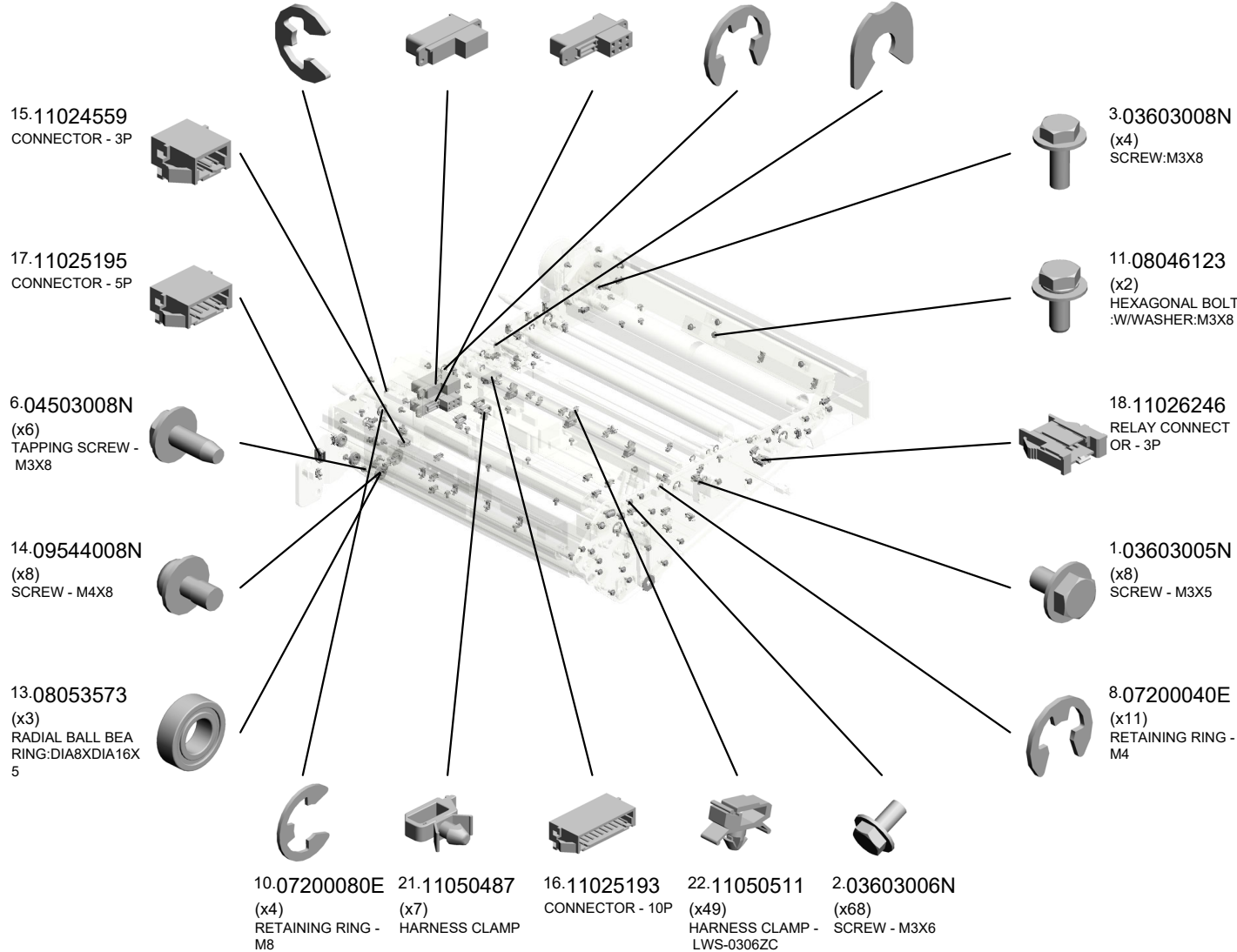
U001	U002	U003	U004	U005	U006	U007	U008	U009	U010	U011	U012	U013	U014	U015	U016	U017	U018	U019	U020	U021
------	------	------	------	------	------	------	------	------	------	------	------	------	------	------	------	------	------	------	------	------

U010\_S001  
TRANSFER UNIT:INTERMEDIATE TRANSFER:ASS'Y

- 7.07200030E RETAINING RING - M3
- 19.11035046 CONNECTOR:RFC P-24W6-E
- 20.11035047 CONNECTOR:RFC P-36W6-E
- 9.07200060E (x4) RETAINING RING - M6
- 12.08050100 (x2) RETAINING RING - M2.5




133-D1796002  
[A]  
TRANSFER UNIT:INTERMEDIATE TRANSFER:ASS'Y  
201907-17 X/O



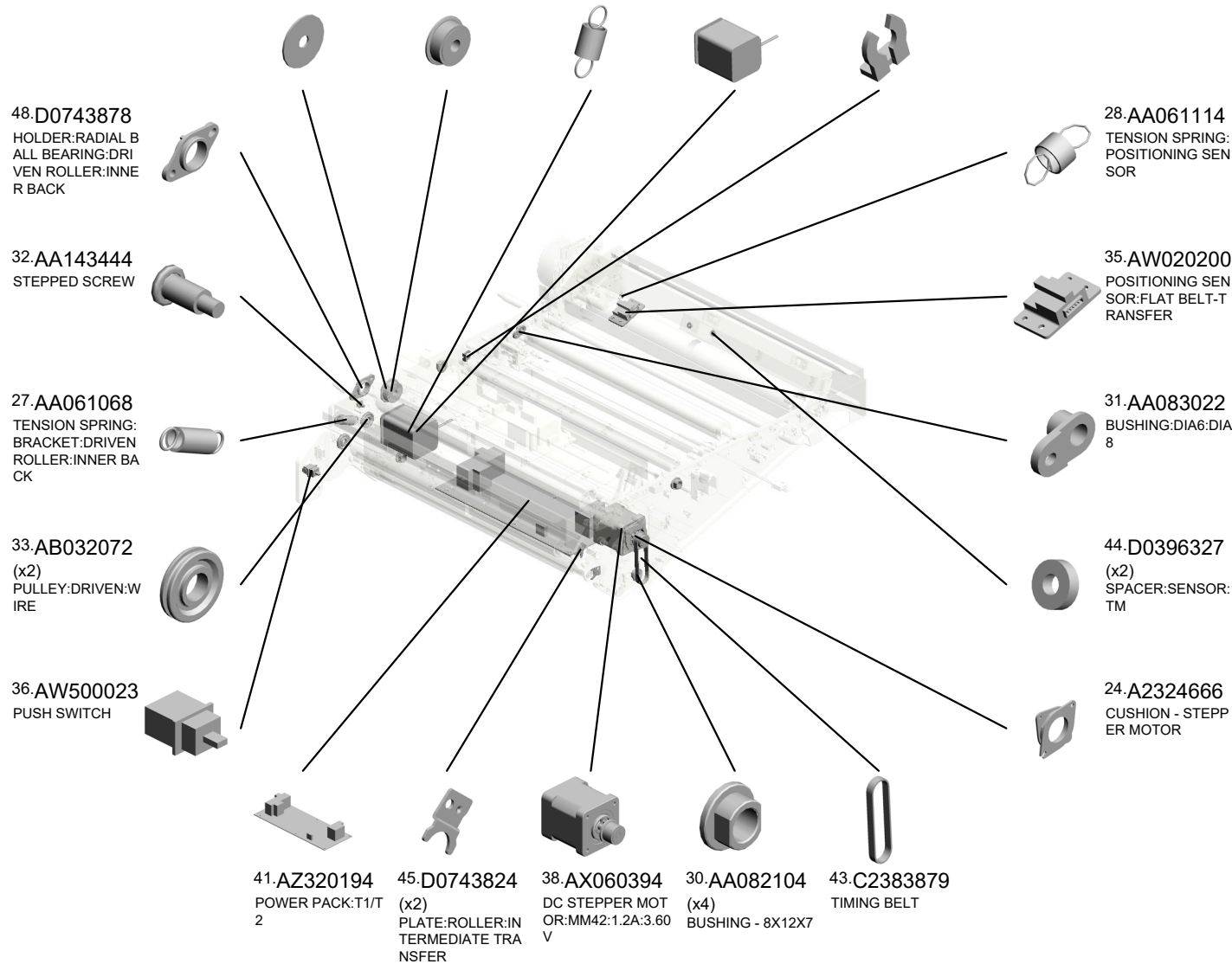
U001	U002	U003	U004	U005	U006	U007	U008	U009	U010	U011	U012	U013	U014	U015	U016	U017	U018	U019	U020	U021
------	------	------	------	------	------	------	------	------	------	------	------	------	------	------	------	------	------	------	------	------

# U010\_S001 TRANSFER UNIT:INTERMEDIATE TRANSFER:ASS'Y

- 46.D0743871 STOPPER:WIRE:PULLEY
- 47.D0743872 PULLEY:DRIVE WERE:ASS'Y
- 26.AA061067 TENSION SPRING:DRIVE WERE:DRIVE
- 37.AX060393 DC STEPPER MOTOR:MM42:1.3A:4.42V
- 23.52152621 SNAP RING - M6




133.D1796002  
[A]  
TRANSFER UNIT:INTERMEDIATE TRANSFER:ASS'Y  
201907-17 X/O

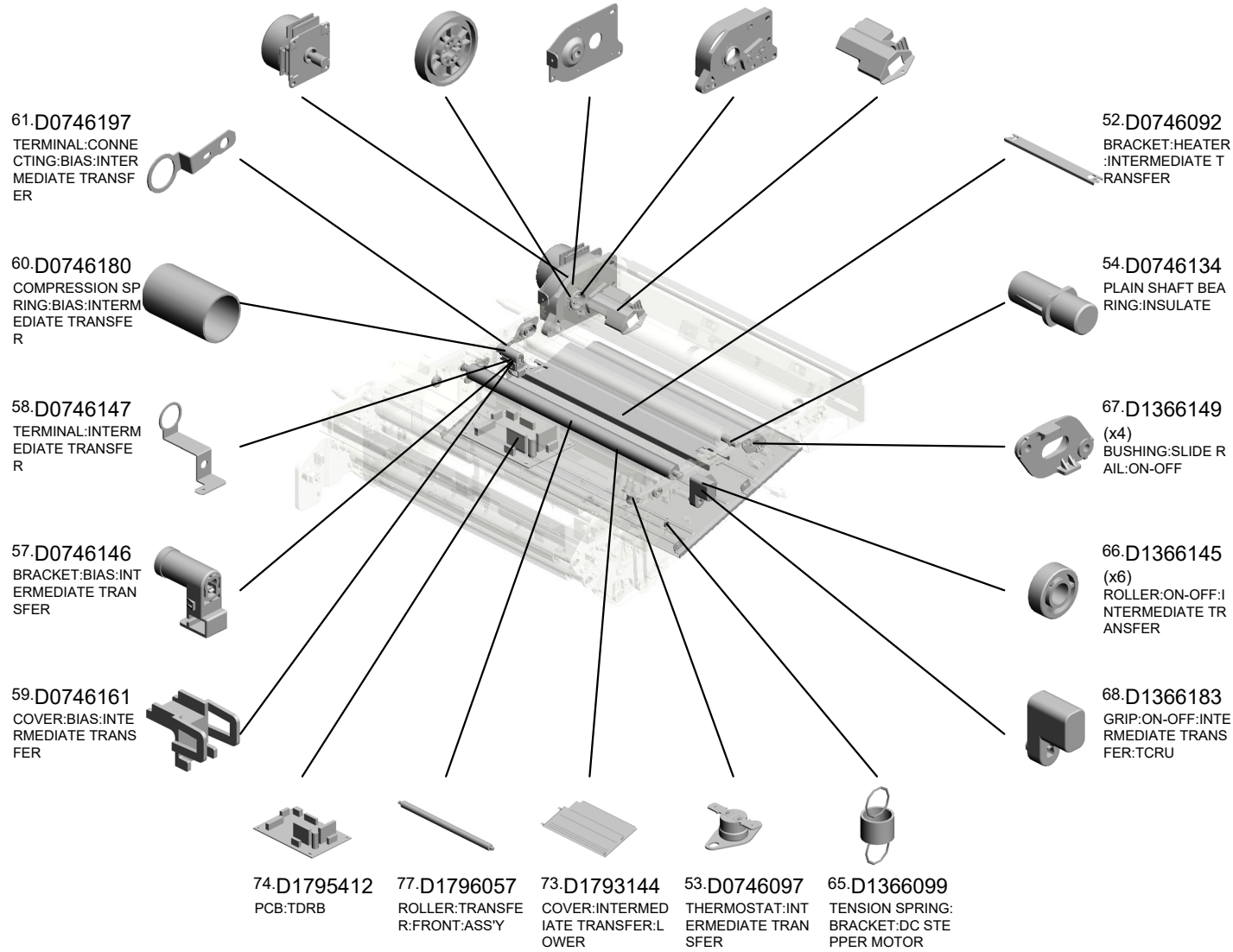


U010\_S001  
TRANSFER UNIT:INTERMEDIATE TRANSFER:ASS'Y

- 69.D1791351 DC MOTOR:DIA63:24V:28.4W
- 71.D1791353 GEAR:DRIVE ROLLER:INTERMEDIATE TRANSFER
- 72.D1791354 HOLDER:MOTOR:INTERMEDIATE TRANSFER
- 70.D1791352 HOUSING:DRIVE UNIT:INTERMEDIATE TRANSFER
- 50.D0743896 COVER:POSITIONING SENSOR:FLAT BELT-TRANSFER



133.D1796002  
[A]  
TRANSFER UNIT:INTERMEDIATE TRANSFER:ASS'Y  
201907-17 X/O



U010\_S001  
TRANSFER UNIT:INTERMEDIATE TRANSFER:ASS'Y



133.D1796002  
[A]  
TRANSFER UNIT:INTERMEDIATE TRANSFER:ASS'Y  
201907-17 X/O

97.D1796141 LEVER:ON-OFF:ROLLER:REAR  
83.D1796091 ROLLER:TENSION:ASS'Y  
84.D1796094 CASE:TENSION:ROLLER  
78.D1796062 (x2) TENSION SPRING:PRESSURE:INTERMEDIATE TRANSFER  
85.D1796095 SUPPORTING PLATE:CASE:TENSION:ROLLER

90.D1796117 BRACKET:DRAWER:INTERMEDIATE TRANSFER

82.D1796085 ROLLER:DRIVEN:INTERMEDIATE TRANSFER:ASS'Y

95.D1796127 FEELER:ON-OFF:TRANSFER:PAPER

94.D1796125 CAM:ON-OFF:TRANSFER:PAPER:REAR

81.D1796080 (x2) ROLLER:OPPOSITE:BELT CLEANING:ASS'Y

80.D1796078 ROLLER:OPPOSITE:PAPER:ASS'Y  
201502-01 X/O

88.D1796108 ROLLER:TRANSFER:PAPER:FRONT:ASS'Y

93.D1796124 GUIDE PLATE:INTERMEDIATE TRANSFER:ASS'Y

92.D1796122 BRACKET:ON-OFF:TRANSFER ROLLER

91.D1796119 PULLEY:ON-OFF:TRANSFER ROLLER

79.D1796065 DRIVE ROLLER:INTERMEDIATE TRANSFER:ASS'Y

89.D1796112 DUCT:DENSITY SENSOR:INTERMEDIATE TRANSFER

96.D1796140 LEVER:ON-OFF:ROLLER:FRONT

87.D1796098 (x2) COIL SPRING:PRESSURE:TENSION:INTERMEDIATE TRANSFER

86.D1796097 (x2) PLAIN SHAFT BEARING:TENSION:ROLLER:INTERMEDIATE TRANSFER

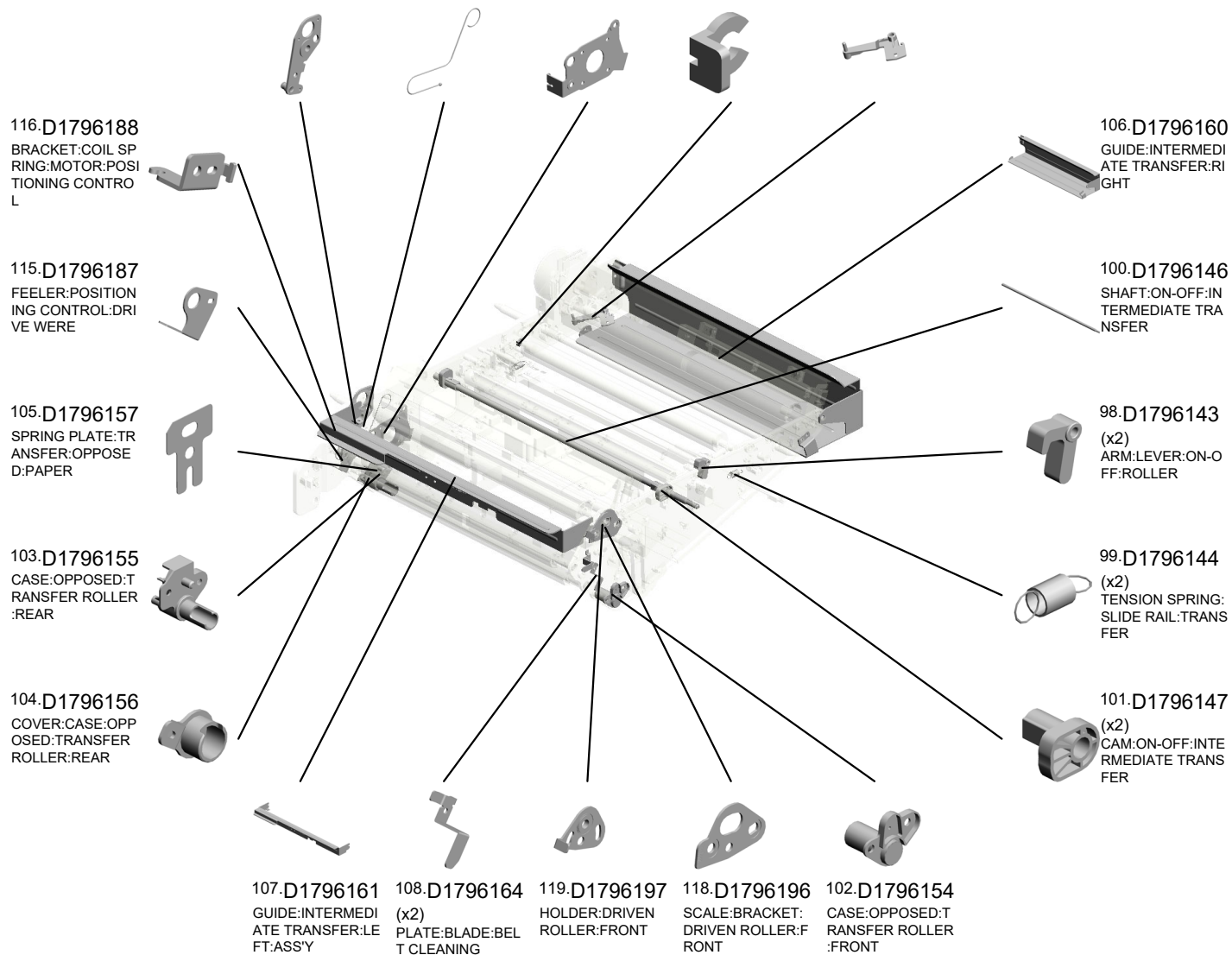


U010\_S001  
TRANSFER UNIT:INTERMEDIATE TRANSFER:ASS'Y

- 112.D1796182 BRACKET:POSITIONING CONTROL:DRIVEN ROLLER:REAR:ASS'Y
- 114.D1796186 DRIVE WERE:DRIVEN ROLLER
- 113.D1796185 BRACKET:MOTOR:POSITIONING CONTROL:DRIVEN ROLLER
- 120.G0143291 SNAP RING - PICK UP
- 117.D1796195 LEVER:POSITIONING SENSOR:FLAT BELT-TRANSFER




133.D1796002  
[A]  
TRANSFER UNIT:INTERMEDIATE TRANSFER:ASS'Y  
201907-17 X/O



U001	U002	U003	U004	U005	U006	U007	U008	U009	U010	U011	U012	U013	U014	U015	U016	U017	U018	U019	U020	U021
------	------	------	------	------	------	------	------	------	------	------	------	------	------	------	------	------	------	------	------	------


U010\_S001  
TRANSFER UNIT:INTERMEDIATE TRANSFER:ASS'Y

135.D0A56045 129.D2703889  
BRACKET:INTERMEDIATE TRANSFER:REAR 202009-02 X/O  
BRACKET:POSITIONING SENSOR:PEEN 201808-01 O/O




133.D1796002  
[A]  
TRANSFER UNIT:INTERMEDIATE TRANSFER:ASS'Y  
201907-17 X/O

136.AA043725  
TIMING BELT:40S2 M142  
202108-01 O/O




130.GW020024 (x2)  
PHOTOINTERRUPTOR:LG2A24BL1:GF  
201902-07 O/O



121.GW010009  
DENSITY SENSOR



134.D0A56044  
BRACKET:INTERMEDIATE TRANSFER:FRONT  
202009-01 X/O



132.D0BX6051 137.AX400275  
ROLLER:INTERMEDIATE TRANSFER:ASS'Y 201907-06 O/O  
HEATER:230V:9W 202210-01 O/O




D1796001  
[A]  
TRANSFER/SEPARATION UNIT:INTERMEDIATE TRANSFER:ASS'Y  
201907-17 X/O

U010\_S002

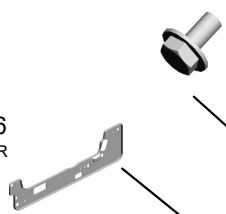
DRUM STAY:INTERMEDIATE TRANSFER:SUB-ASS'Y

2.03603006N (x6) SCREW - M3X6  
 110.D1796173 SEAL:DUCT:DENSITY SENSOR  
 63.D0747118 DUCT:INNER BACK :COOLING:POSITIONING SENSOR  
 5.03604008N (x5) SCREW - M4X8



128.D1796169  
 DRUM STAY:INTERMEDIATE TRANSFER:SUB-ASS'Y  
 201703-05

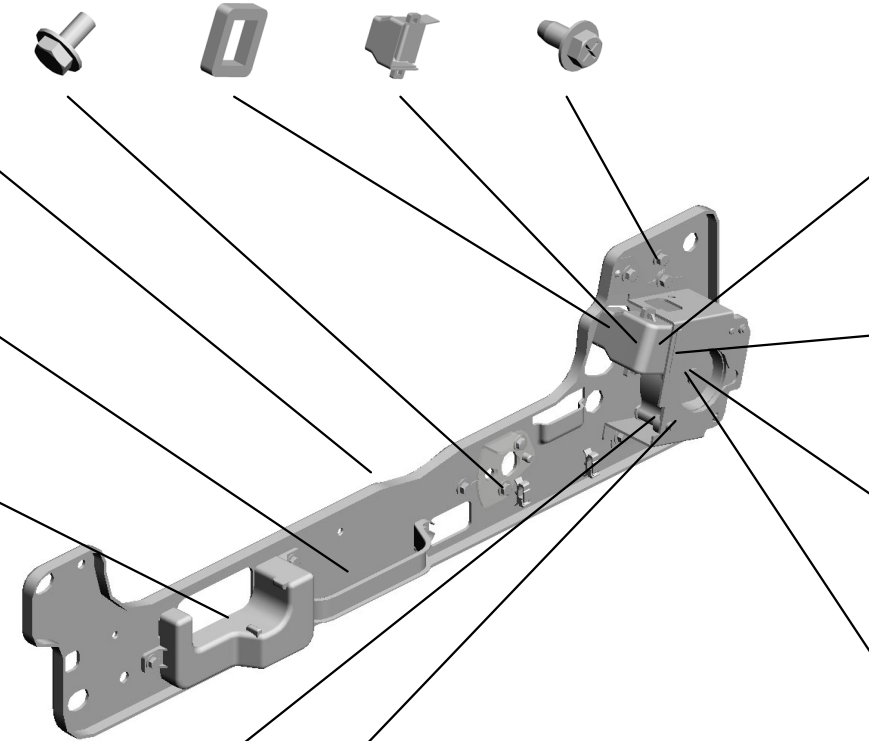

127.D2706166  
 DRUM STAY:INTERMEDIATE TRANSFER:ASSY



42.B7125605  
 GRIP:APPLICATION



111.D1796174  
 INNER COVER:INTERMEDIATE TRANSFER:LEVER



62.D0747087  
 SEAL:DC FAN MOTOR:SIROCCO



126.D0747120  
 BRACKET:DUCT:COOLING:POSITIONING SENSOR



40.AX650048  
 FAN:SIROCCO:1.44W



64.D0747119  
 DUCT:FRONT:COOLING:POSITIONING SENSOR




4.03603020N (x2) SCREW:M3X20  
 22.11050511 (x3) HARNESS CLAMP - LWS-0306ZC



# U011.ITB CLEANING


U011 S001  
D0BX6401  
BELT CLEANING:ASS'Y



U001	U002	U003	U004	U005	U006	U007	U008	U009	U010	U011	U012	U013	U014	U015	U016	U017	U018	U019	U020	U021
------	------	------	------	------	------	------	------	------	------	------	------	------	------	------	------	------	------	------	------	------

# U011\_S001.BELT CLEANING:ASS'Y



U011 S001 S001  
D0BX6450  
COATING BAR:ASS'Y



U001	U002	U003	U004	U005	U006	U007	U008	U009	U010	U011	U012	U013	U014	U015	U016	U017	U018	U019	U020	U021
------	------	------	------	------	------	------	------	------	------	------	------	------	------	------	------	------	------	------	------	------

U011  
ITB CLEANING


10.B2342390  
FLANGED HEXAG  
ONAL HEAD BOLT:  
M4X8



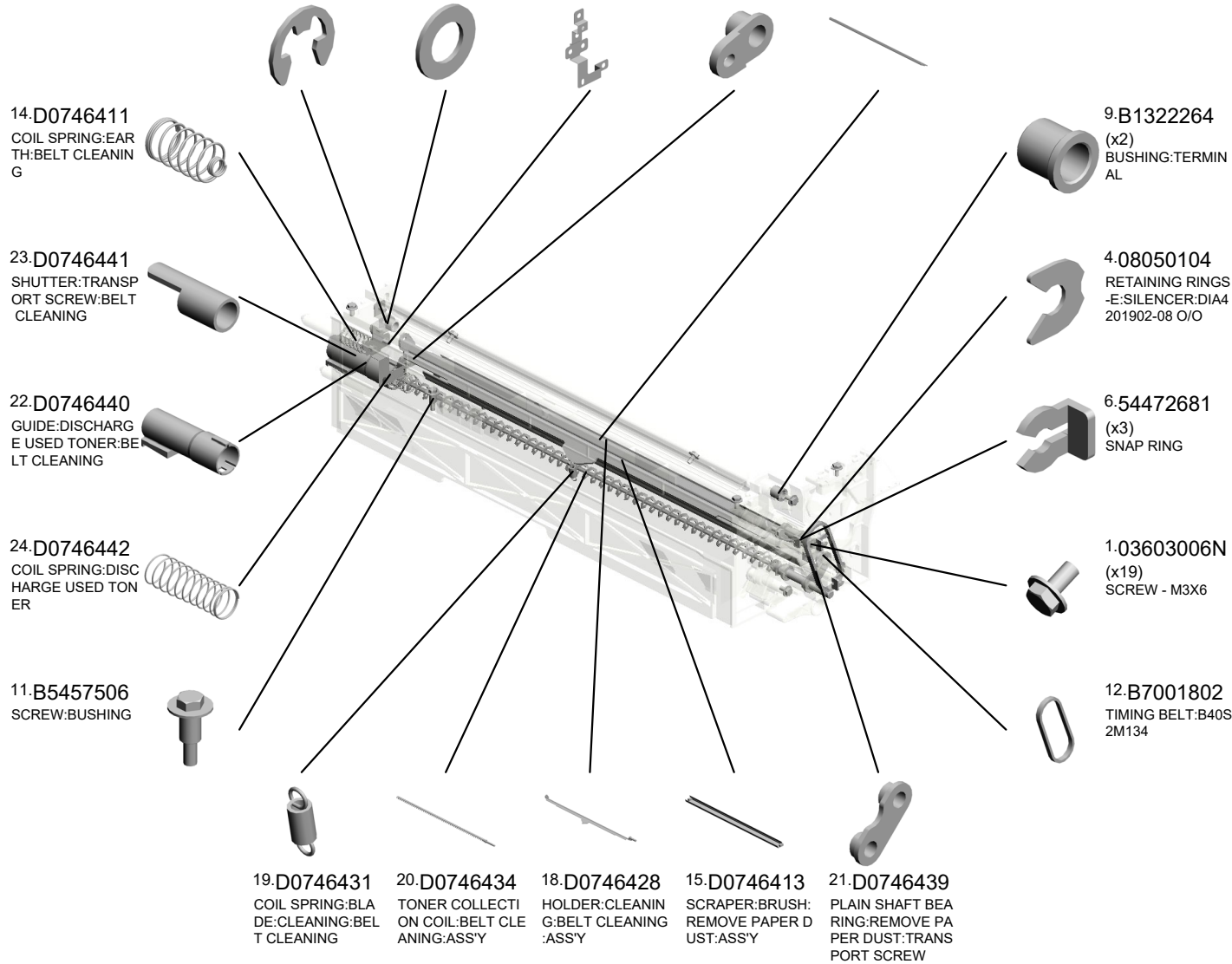
U001	U002	U003	U004	U005	U006	U007	U008	U009	U010	U011	U012	U013	U014	U015	U016	U017	U018	U019	U020	U021
------	------	------	------	------	------	------	------	------	------	------	------	------	------	------	------	------	------	------	------	------

U011\_S001  
BELT CLEANING:ASS'Y

- 3.07200040E (x4) RETAINING RING - M4
- 2.07080060N (x2) WASHER: DIA6
- 13.D0746410 GROUND PLATE: BELT CLEANING
- 8.AA083022 (x2) BUSHING: DIA6: DIA8
- 17.D0746424 **BLADE: CLEANING: BELT CLEANING: ASS'Y**



66.D0BX6401  
**[A]**  
BELT CLEANING: ASS'Y  
202109-01 X/O



U001	U002	U003	U004	U005	U006	U007	U008	U009	U010	U011	U012	U013	U014	U015	U016	U017	U018	U019	U020	U021
------	------	------	------	------	------	------	------	------	------	------	------	------	------	------	------	------	------	------	------	------

U011\_S001  
BELT CLEANING:ASS'Y


32.D0746464  
COIL SPRING:BLADE:APPLY:BELT CLEANING

35.D0746469  
SLIDE RAIL:UPPER :BELT CLEANING

30.D0746457  
BLADE:APPLY:ASS'Y

31.D0746461  
HOLDER:APPLY:BELT CLEANING:ASS'Y

45.D0746488  
SEAL:HOLDER:BEHIND:BELT CLEANING



66.D0BX6401  
[A]  
BELT CLEANING:ASS'Y  
202109-01 X/O

42.D0746481  
JOINT:BRUSH:REMOVE PAPER DUST:BELT CLEANING



44.D0746486  
SEAL:CASE:BRUSH:REAR



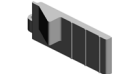
25.D0746443  
SEAL:DISCHARGE USED TONER



33.D0746467  
COIL SPRING:STOPPER:CASE:BELT CLEANING



34.D0746468  
STOPPER:CASE:BELT CLEANING



47.D0746490  
SEAL:BASE:CASE:BELT CLEANING



46.D0746489  
VIBRATING PLATE:TRANSPORT SCREEN:BELT CLEANING




36.D0746470  
RELEASE PLATE:BLADE:CLEANING



40.D0746479  
GEAR:COLLECTOR OIL:Z19



39.D0746478  
GEAR:PULLEY:IDLER:BELT CLEANING



37.D0746471  
RELEASE PLATE:BLADE:APPLY



48.D0746491  
SEAL:CASE:CLEANING BLADE:FRONT



41.D0746480  
PULLEY:BRUSH:APPLY:Z30



43.D0746485  
SEAL:CASE:BRUSH:FRONT



38.D0746477  
GEAR:BRUSH:REMOVE PAPER DUST:Z17





U011\_S001  
BELT CLEANING:ASS'Y


49.D0746492  
SEAL:CASE:CLEAN  
ING BLADE:REAR

56.D1796414  
SEAL:HOLDER:CL  
EANING BLADE:RE  
AR LOWER

54.D1796412  
(x2)  
SEAL:HOLDER:CL  
EANING BLADE:UP  
PER

52.D0746497  
DECAL:POSITIONI  
NG DISPLAY:TCRU

69.D0BX6446  
BRUSH:APPLY:BE  
LT CLEANING  
202110-03 X/O



66.D0BX6401  
[A]  
BELT CLEANING:A  
SS'Y  
202109-01 X/O

57.D1796415  
(x2)  
SEAL:HOLDER:CL  
EANING BLADE:LO  
WER

62.D2706416  
(x2)  
SEAL:HOLDER:CL  
EANING BLADE:BE  
HIND  
201803-03 O/O

51.D0746496  
GRIP:BELT CLEANI  
NG

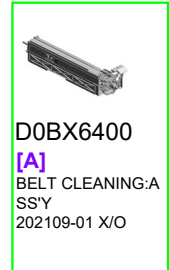
50.D0746495  
(x2)  
LEVER:RELEASE:B  
LADE

55.D1796413  
SEAL:HOLDER:CL  
EANING BLADE:FR  
ONT LOWER

63.08053445  
BEARING - M6X10X  
3  
201807-15 X/O

64.D0BX6420  
BRUSH:REMOVE P  
APER DUST:BELT  
CLEANING  
201904-03 O/O

60.G1786621  
(x2)  
COVER:RELEASE  
PLATE:BLADE



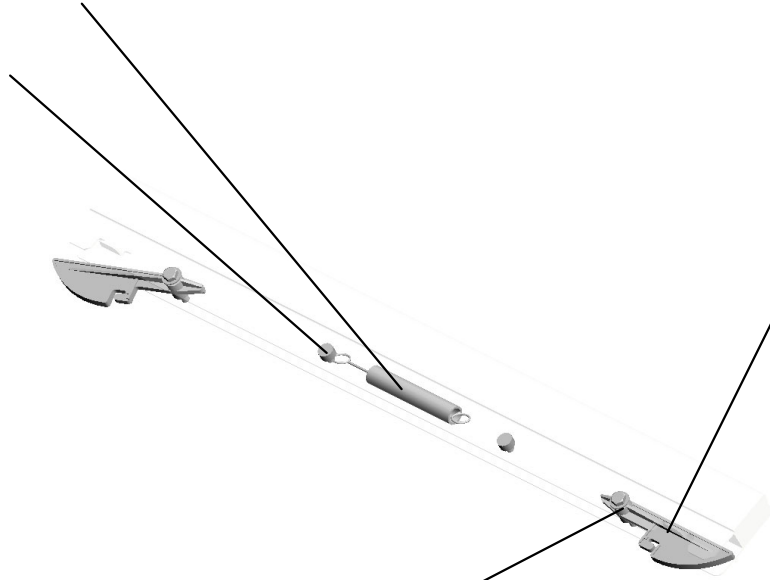
D0BX6400  
[A]  
BELT CLEANING:A  
SS'Y  
202109-01 X/O

U001	U002	U003	U004	U005	U006	U007	U008	U009	U010	U011	U012	U013	U014	U015	U016	U017	U018	U019	U020	U021
------	------	------	------	------	------	------	------	------	------	------	------	------	------	------	------	------	------	------	------	------

U011\_S001\_S001  
COATING BAR:ASS'Y

68.D0BX6455  
COIL SPRING:COA  
TING BAR  
202109-03 X/O


67.D0BX6434  
(x2)  
PIN:DETECTION:R  
OLLER  
202109-02 X/O



28.D0746454  
(x2)  
ARM:COATING BA  
R:BELT CLEANING



59.G0801169  
(x2)  
SCREW:M3



70.D0BX6450  
[A]  
COATING BAR:AS  
S'Y  
202111-02 X/O




D0746450  
[A]  
COATING BAR:AS  
S'Y  
202111-02 X/O

U001	U002	U003	U004	U005	U006	U007	U008	U009	U010	U011	U012	U013	U014	U015	U016	U017	U018	U019	U020	U021
------	------	------	------	------	------	------	------	------	------	------	------	------	------	------	------	------	------	------	------	------


# U012.TRANSFER/SEPARATION

U012 S001  
D0BX6210  
TRANSFER UNIT:ASS'Y



U001	U002	U003	U004	U005	U006	U007	U008	U009	U010	U011	U012	U013	U014	U015	U016	U017	U018	U019	U020	U021
------	------	------	------	------	------	------	------	------	------	------	------	------	------	------	------	------	------	------	------	------

# U012 TRANSFER/SEPARATION



- 7.06330120G PARALLEL PIN - 3X12
- 53.D1796324 GEAR:DRIVE:TRANSFER/SEPARATION UNIT
- 51.D1796312 LEVER:PRESSURE:REAR:ASSY
- 10.07200060E (x2) RETAINING RING - M6
- 58.D1796355 KNOB:STOPPER:TRANSFER/SEPARATION UNIT:REAR

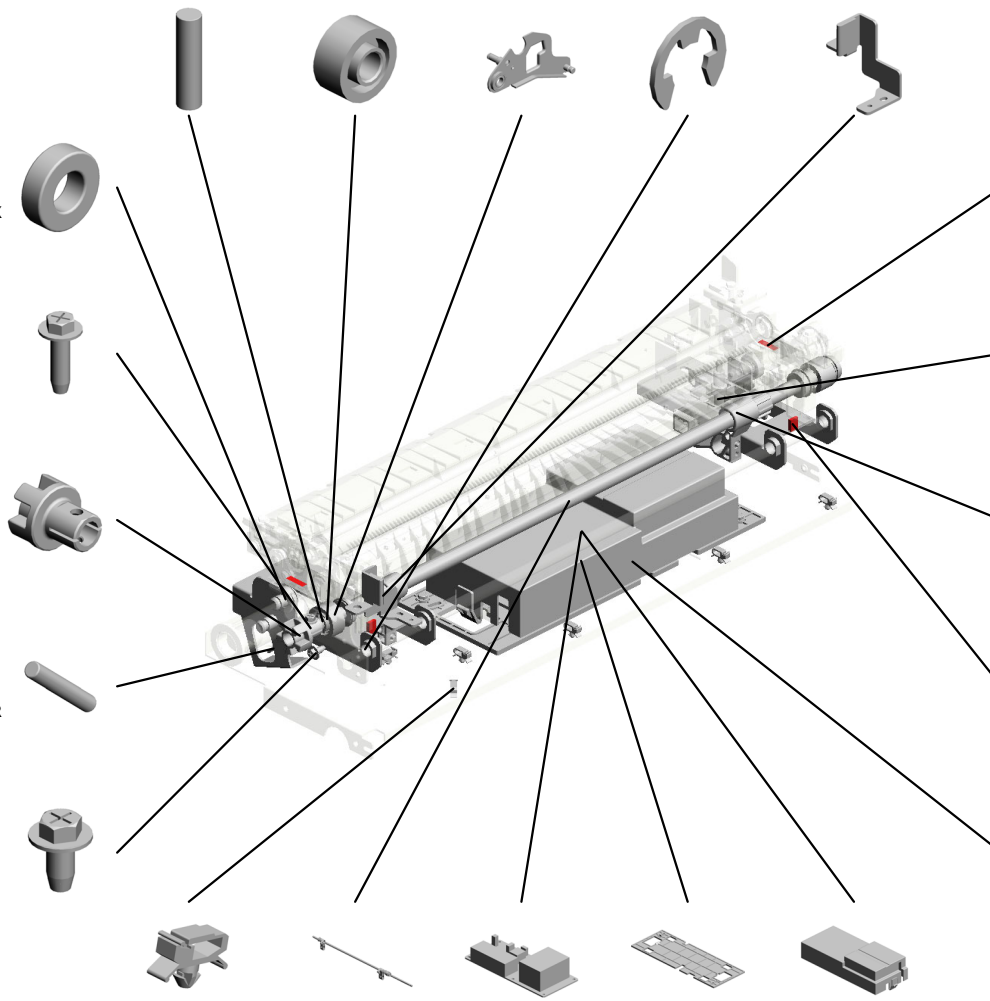
12.08053542  
(x2)  
RADIAL BALL BEARING: DIA8X DIA16X5

3.03604014N  
SCREW - M4X14

28.D0746238  
JOINT:TRANSFER:DRIVE

55.D1796334  
(x2)  
COIL SPRING:PRESSURE:TRANSFER UNIT

4.04514008N  
TAPPING SCREW: 4X8



17.AA003056  
(x2)  
DECAL:GRIP:SHORT:PP

44.D1796230  
CASE:TERMINAL:SEPARATION:ASSY

52.D1796314  
LEVER:PRESSURE:FRONT:ASSY

16.AA000291  
(x2)  
DECAL:POSITIONING DISPLAY:SCREW:PP

2.03603006N  
(x7)  
SCREW - M3X6

13.11050511  
(x6)  
HARNES CLAMP - LWS-0306ZC

57.D1796350  
TRANSFER/SEPARATION UNIT:DRIVE:ASSY


23.AZ310032  
POWER PACK:DRIVE

46.D1796291  
INSULATING COVER:POWER PACK

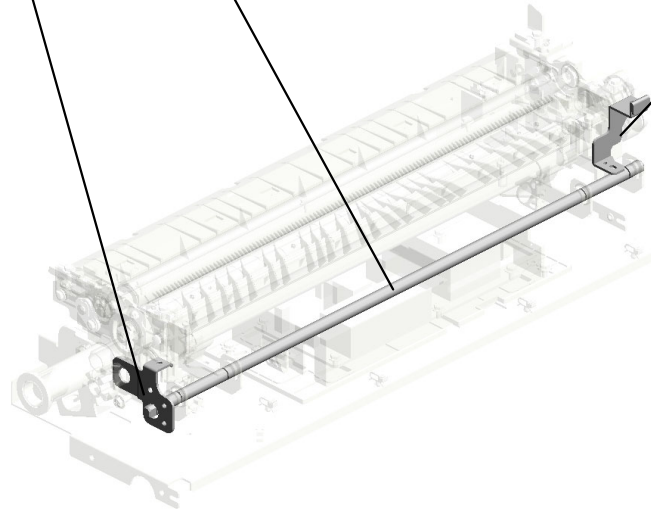
47.D1796292  
COVER:POWER PACK

# U012 TRANSFER/SEPARATION

71.D2706350 74.D2706333  
BRACKET:SHAFT: SHAFT:LEVER:PRE  
CONTACT POINT:T SSURE:TRANSFER  
RANSFER ROLLER ROLLER  
201708-01 X/O 201807-11 O/O




59.D1796356  
KNOB:STOPPER:T  
RANSFER/SEPARA  
TION UNIT:FRONT



U001	U002	U003	U004	U005	U006	U007	U008	U009	U010	U011	U012	U013	U014	U015	U016	U017	U018	U019	U020	U021
------	------	------	------	------	------	------	------	------	------	------	------	------	------	------	------	------	------	------	------	------

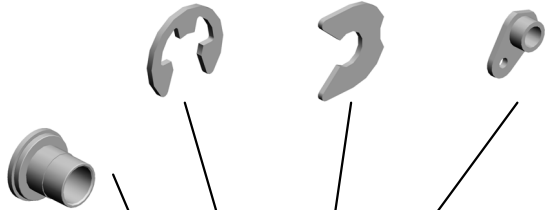
U012\_S001  
TRANSFER UNIT:ASS'Y



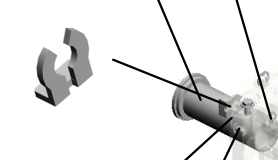
78.D0BX6210  
[A]  
TRANSFER UNIT:ASS'Y  
201907-09 O/O

9.07200040E (x3) RETAINING RING - M4  
11.08050104 (x2) RETAINING RINGS -E:SILENCER:DIA4 201807-04 O/O  
18.AA080154 REAR BUSHING  
31.D0746257 BRUSH ROLLER:APPLY:ASS'Y  
2.03603006N (x15) SCREW - M3X6

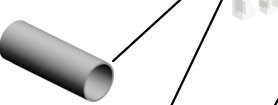
25.D0746216 SHUTTER:TONER OUTLET SUB-UNIT :SUB-ASSY



15.52152621 SNAP RING - M6



26.D0746219 COIL SPRING:SHUTTER:DISCHARGE USED TONER



1.03530060N BIND SCREW - M3 X6



5.04523008N (x4) TAPPING SCREW - M3X8



27.D0746228 ELECTRODE PLATE:FRAME  
21.AB011125 GEAR:20/29Z  
8.07010060N WASHER DIA6  
22.AB011126 GEAR:20Z  
19.AA082101 BUSHING - 6X10X6



6.04543008Q (x2) TAPPING SCREW: 3X8



29.D0746241 (x2) DECAL:GRIP:TRANSFER/SEPARATION UNIT



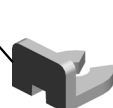
24.D0146272 BUSHING:BRUSH: REAR




10.07200060E RETAINING RING - M6



14.52062686 SNAP RING



U012\_S001  
TRANSFER UNIT:ASS'Y



78.D0BX6210  
[A]  
TRANSFER UNIT:ASS'Y  
201907-09 O/O

37.D0746279 (x2)  
COIL SPRING:BLADE:TRANSFER ROLLER

32.D0746265  
BLADE:TRANSFER ROLLER:ASS'Y

61.G1786767  
COATING BAR:TRANSFER ROLLER

60.G1784018  
CASE:COATING BAR:TRANSFER ROLLER

67.D1796280  
(Sets part number:D0746283 x2):GUIDE PLATE:ENTRANCE:LOWER:ASS'Y

50.D1796311  
GEAR:TRANSFER ROLLER

39.D0746312  
GEAR:IDLER:TRANSFER ROLLER

35.D0746274  
(x2)  
SEAL:HOLDER:UPPER

66.D0746235  
CASE:TONER RECYCLING SUB-UNIT:SUB-ASS'Y

38.D2706304  
TRANSPORT SCREW:TRANSFER ROLLER:ASS'Y  
201702-10 X/O

34.D0746273  
SEAL:HOLDER

33.D0746270  
HOLDER:BLADE:ASS'Y

41.D0746314  
GEAR:COLLECTION COIL

40.D0746313  
GEAR:IDLER:COLLECTION COIL

70.D2706360  
GROUND PLATE:TRANSPORT SCREW:ASS'Y  
201702-13

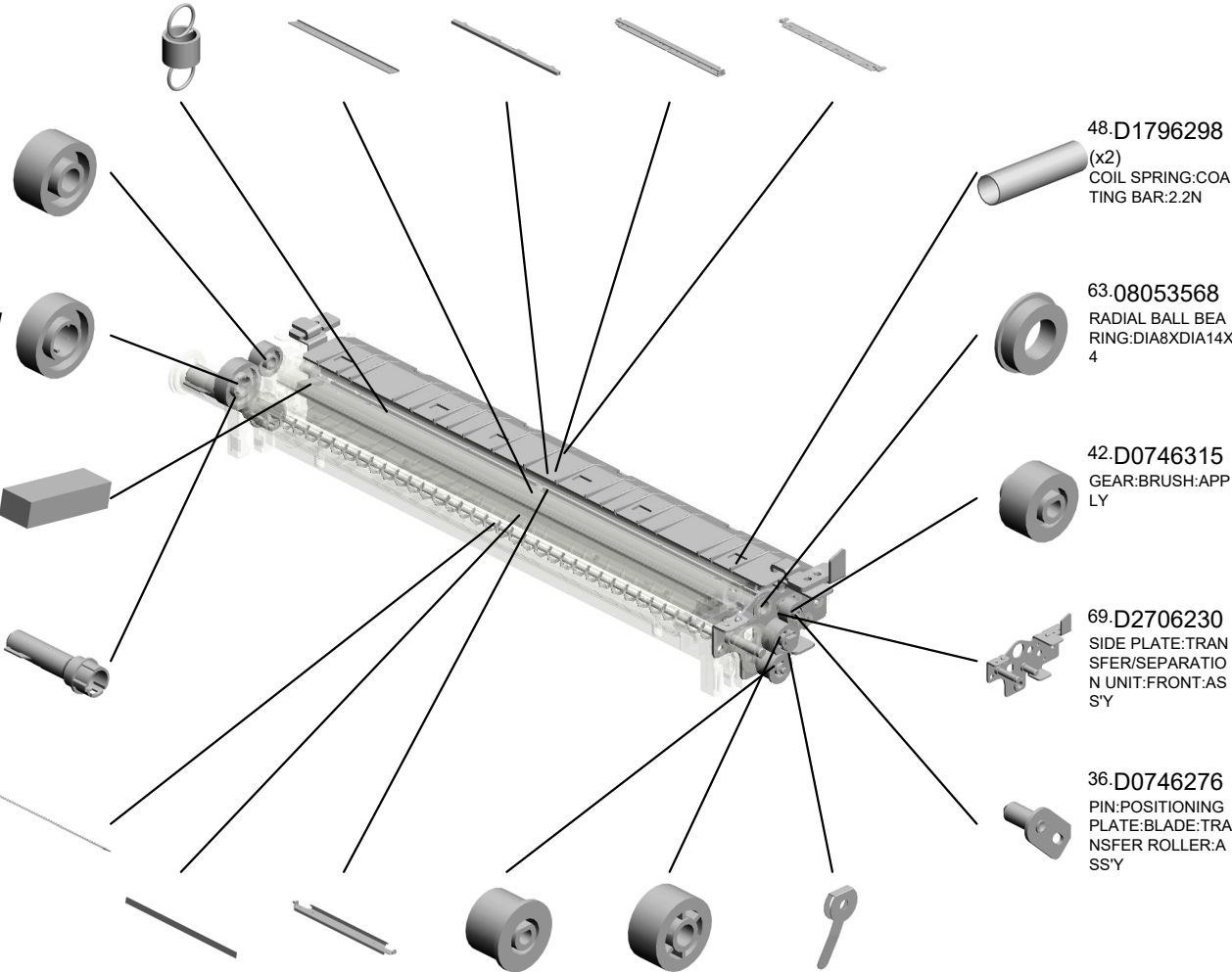
48.D1796298  
(x2)  
COIL SPRING:COATING BAR:2.2N

63.08053568  
RADIAL BALL BEARING: DIA8X DIA14X4

42.D0746315  
GEAR:BRUSH:APPLY

69.D2706230  
SIDE PLATE:TRANSFER/SEPARATION UNIT:FRONT:ASS'Y

36.D0746276  
PIN:POSITIONING PLATE:BLADE:TRANSFER ROLLER:ASS'Y




U012\_S001  
TRANSFER UNIT:ASS'Y

**80.D0BX6310** SEPARATION CORONA:ASS'Y  
202110-01 O/O

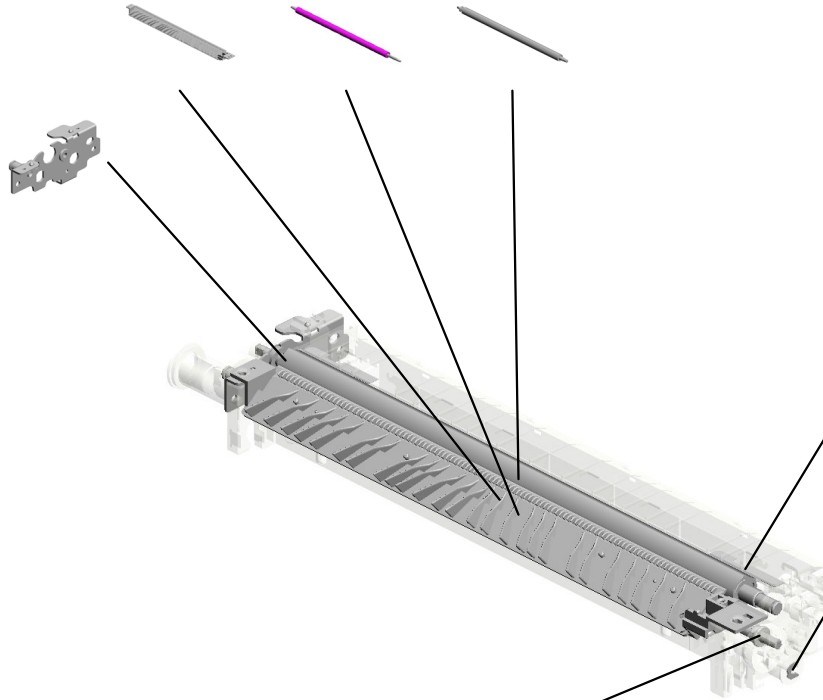
**75.D0BX6255** BRUSH ROLLER:TRANSFER ROLLER  
:ASS'Y  
201812-07 X/X

**77.D0BX6250** TRANSFER ROLLER  
R  
201905-01



**78.D0BX6210**  
[A]  
TRANSFER UNIT:ASS'Y  
201907-09 O/O

**79.D0BX6225**  
SIDE PLATE:TRANSFER/SEPARATION UNIT:REAR:ASS'Y  
201907-02



**81.D0746283**  
(x2)  
(Set part number:D1796280):SHIELD:GUIDE PLATE:ENTRANCE:LOWER



**72.08050103**  
RETAINING RINGS  
-E:SILENCER:DIA3  
201807-05 O/O



**73.08053445**  
(x2)  
BEARING - M6X10X3  
201807-15 X/O



**D2706211**  
[A]  
TRANSFER UNIT:ASS'Y  
201907-09 O/O



# U013.USED TONER

U013 S001  
D1796501  
TONER OUTLET SUB-UNIT:P  
CU:ASSY

U013 S004  
D2706570  
COLLECTION BOTTLE:SERVI  
CE PARTS:ASSY

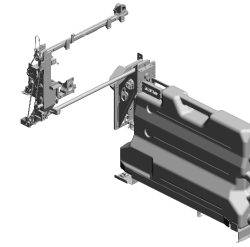
U013 S002  
D0BX6528  
TONER OUTLET SUB-UNIT:V  
ERTICAL TRANSPORT:MAIN:  
ASSY

U013 S003  
D1796461  
TONER OUTLET SUB-UNIT:C  
OLLECTION BOTTLE:ASSY

U001	U002	U003	U004	U005	U006	U007	U008	U009	U010	U011	U012	U013	U014	U015	U016	U017	U018	U019	U020	U021
------	------	------	------	------	------	------	------	------	------	------	------	------	------	------	------	------	------	------	------	------

# U013 USED TONER

29.D0746579 SEAL:COVER:CAM: VERTICAL TRANS PORT  
 28.D0746575 SHAFT:CAM:VERTI CAL TRANSPORT  
 27.D0746574 COVER:CAM:VERT ICAL TRANSPORT  
 19.AB030877 TIMING PULLEY:Z5  
 8.07200040E (x4) RETAINING RING - M4



2.04503008N (x4) TAPPING SCREW - M3X8



5.04514008N (x2) TAPPING SCREW: 4X8



1.03603006N SCREW - M3X6



35.D0746666 GEAR:IDLER:Z37/Z 28



10.11050534 (x2) CLAMP



22.AG071012 MAGNET CATCH: A SSY



25.AW500023 PUSH SWITCH



11.11050723 CLAMPS:WES-050 7



6.04543008Q TAPPING SCREW: 3X8



4.04513006N (x12) TAPPING SCREW - 3X6



26.B1202063 BUSHING - 4MM



32.D0746663 TORQUE LIMITER MECHANICAL CLU TCH:GEAR:Z63



33.D0746664 GEAR:IDLER:Z49/Z 27



31.D0746659 SHAFT:JOINT:COL LECTION BOTTLE: ASSY



34.D0746665 GEAR:JOINT:COL LECTION BOTTLE:Z 65



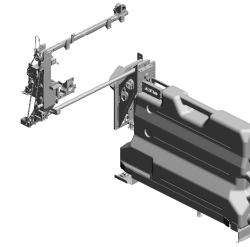
U013  
USED TONER

62.GW020024 (x3)  
PHOTOINTERRUPTOR:LG2A24BL1:GF  
201902-07 O/O

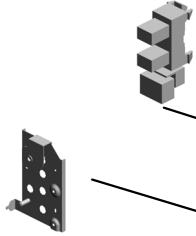
51.D1796527  
CAM:VERTICAL TRANSPORT:DIA15

56.GA082010  
BUSHING:DIA6:DIA10:9

55.D6831845  
PULLEY:IDLER:DIA14



49.D1796523  
BRACKET:VERTICAL TRANSPORT



50.D1796525  
BRACKET:IDLER



42.D1796472  
COVER:TONER OUTLET SUB-UNIT:ASSEMBLY




59.D2706492  
GUIDE PLATE:COLLECTION BOTTLE:LOWER  
201711-02 X/O



43.D1796483  
BRACKET:DRIVE SUB-UNIT:COLLECTION BOTTLE



61.AW140026  
TEMPERATURE & HUMIDITY SENSOR  
201902-02 O/O



38.D1202829  
TENSION SPRING:REGISTRATION:DRIVEN



63.D0BX6521  
BRACKET:TONER OUTLET SUB-UNIT:VERTICAL TRANSPORT:LOWER  
202105-08 X/O



44.D1796487  
DC MOTOR:BRUSHLESS:9.8W



36.D0746667  
HOLDER:RADIAL BALL BEARING:JOINT



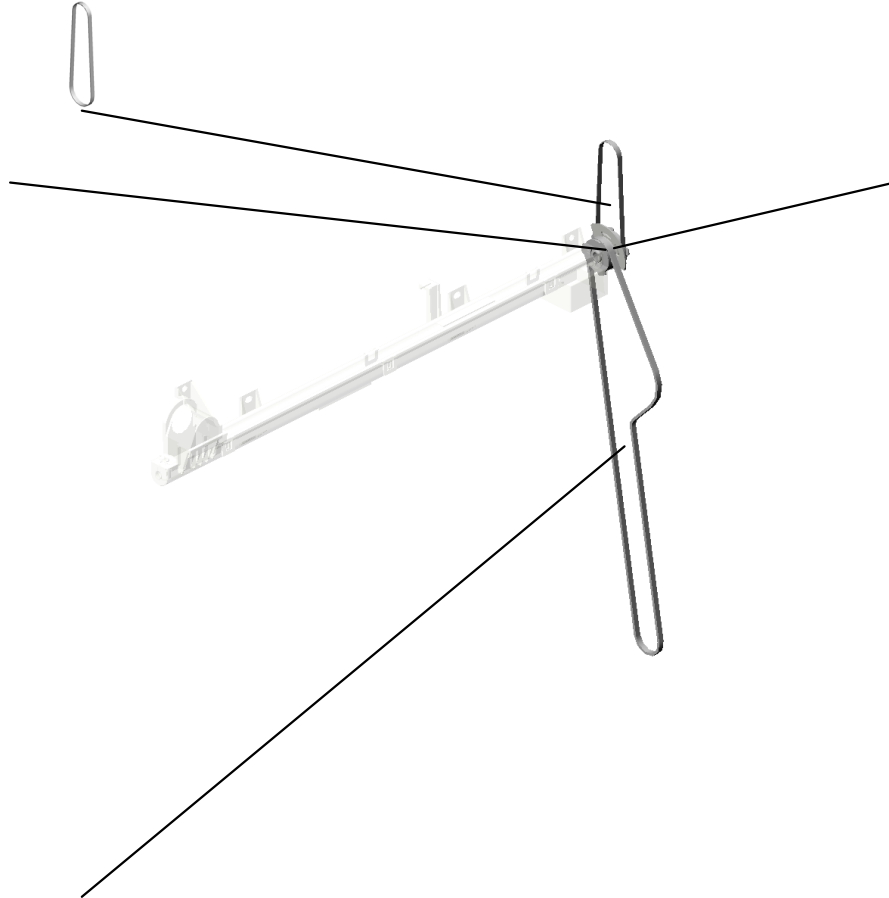
U013\_S001  
TONER OUTLET SUB-UNIT:PCU:ASS'Y

40.D1791324  
SYNCHRONOUS B  
ELT:40S3M222



47.D1796501  
TONER OUTLET S  
UB-UNIT:PCU:ASS'  
Y

20.AB033118  
TORQUE LIMITER  
MECHANICAL CLU  
TCH:TONER RECY  
CLING SUB-UNIT



9.08050089  
RETAINING RING -  
M4

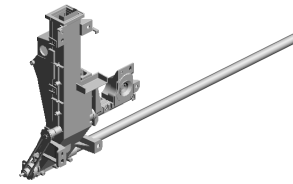


14.AA043342  
SYNCHRONOUS B  
ELT:40S3M666



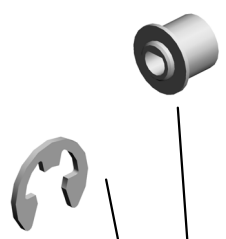
U001	U002	U003	U004	U005	U006	U007	U008	U009	U010	U011	U012	U013	U014	U015	U016	U017	U018	U019	U020	U021
------	------	------	------	------	------	------	------	------	------	------	------	------	------	------	------	------	------	------	------	------

12.A8063281 17.AA061177  
 TIMING PULLEY - T TENSION SPRING:  
 14 S3M VIBRATING PLATE:  
 VERTICAL TRANSPORT



64.D0BX6528  
 [A]  
 TONER OUTLET S  
 UB-UNIT:VERTICA  
 L TRANSPORT:MAI  
 N:ASS'Y  
 202105-09 X/O

8.07200040E  
 RETAINING RING -  
 M4



15.AA043659  
 SYNCHRONOUS B  
 ELT:40S3M231



65.D0BX6552  
 TRANSPORT SCR  
 EW:TONER OUTLE  
 T SUB-UNIT:LOWE  
 R:ASS'Y  
 202105-10 X/O



3.04503010N  
 (x7)  
 TAPPING SCREW -  
 M3X10

7.07200030E 21.AB033119  
 RETAINING RING - TIMING PULLEY:Z2  
 M3 5:Z14



D1796528  
 [A]  
 TONER OUTLET S  
 UB-UNIT:VERTICA  
 L TRANSPORT:MAI  
 N:ASS'Y  
 202105-09 X/O


U013\_S003  
 TONER OUTLET SUB-UNIT:COLLECTION BOTTLE:ASS'Y



41.D1796461  
 TONER OUTLET S  
 UB-UNIT:COLLEC  
 TION BOTTLE:ASS'Y

3.04503010N 4.04513006N 18.AB011540  
 TAPPING SCREW - (x4) GEAR:AGITATOR:  
 M3X10 TAPPING SCREW - DRIVE  
 3X6

16.AA061169  
 TENSION SPRING:  
 TONER CATCHPA  
 N:DISCHARGE US  
 ED TONER



30.D0746643  
 GEAR:TRANSPOR  
 T SCREW:COLLEC  
 TION BOTTLE:SM  
 ALL:Z31

9.08050089  
 (x3)  
 RETAINING RING -  
 M4

58.06320140G  
 PARALLEL PIN

U001	U002	U003	U004	U005	U006	U007	U008	U009	U010	U011	U012	U013	U014	U015	U016	U017	U018	U019	U020	U021
------	------	------	------	------	------	------	------	------	------	------	------	------	------	------	------	------	------	------	------	------


U013\_S004  
COLLECTION BOTTLE:SERVICE PARTS:ASS'Y

46.D1796498  
DECAL:COLLECTI  
ON BOTTLE:CAUTI  
ON

37.D0746697  
DECAL:COLLECTI  
ON BOTTLE:GRIP:  
FRONT




3.04503010N  
TAPPING SCREW -  
M3X10




39.D1363692  
(x2)  
DECAL:COLLECTI  
ON BOTTLE:GRIP:  
UPPER



13.AA036015  
CAP:COLLECTION  
BOTTLE

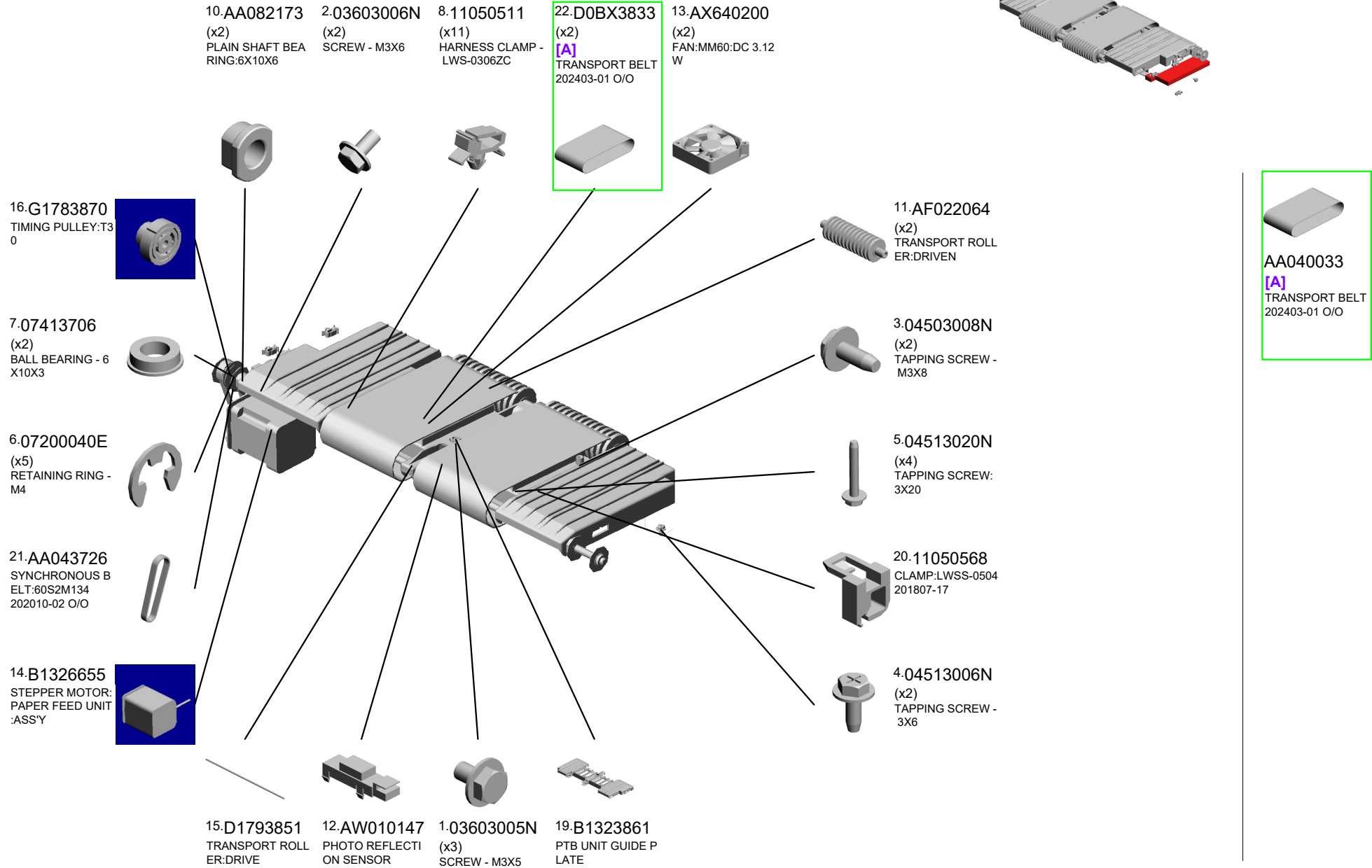


60.D2706570  
[A]  
COLLECTION BOT  
TLE:SERVICE PAR  
TS:ASSY  
201802-02 O/O



D2706590  
[A]  
COLLECTION BOT  
TLE:ASSY  
201802-02 O/O


# U014 PAPER TRANSPORT






# U015.FUSING


U015 S003  
D1794417  
(NA):FUSING UNIT:208V:ASSY



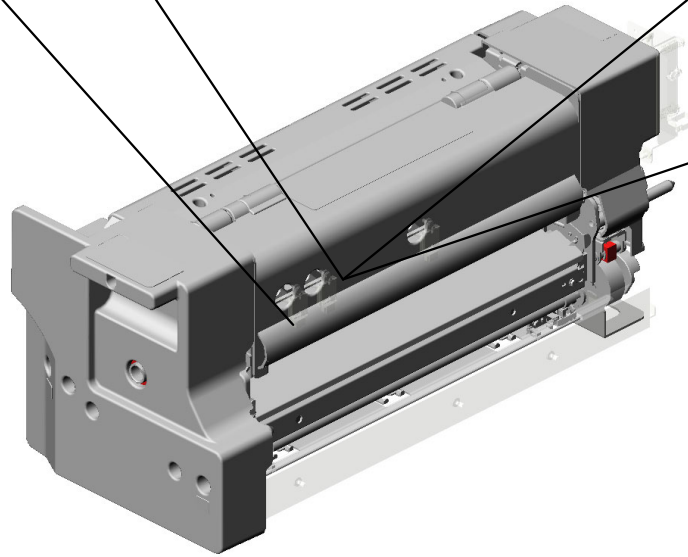

U015 S002  
D1794311  
WEB:CLEANING UNIT:ASSY



U015 S004  
D1794418  
(CHN/EU):FUSING UNIT:220V  
:ASSY



U015 S001  
D1794418  
(CHN/EU):FUSING UNIT:220V  
:ASSY



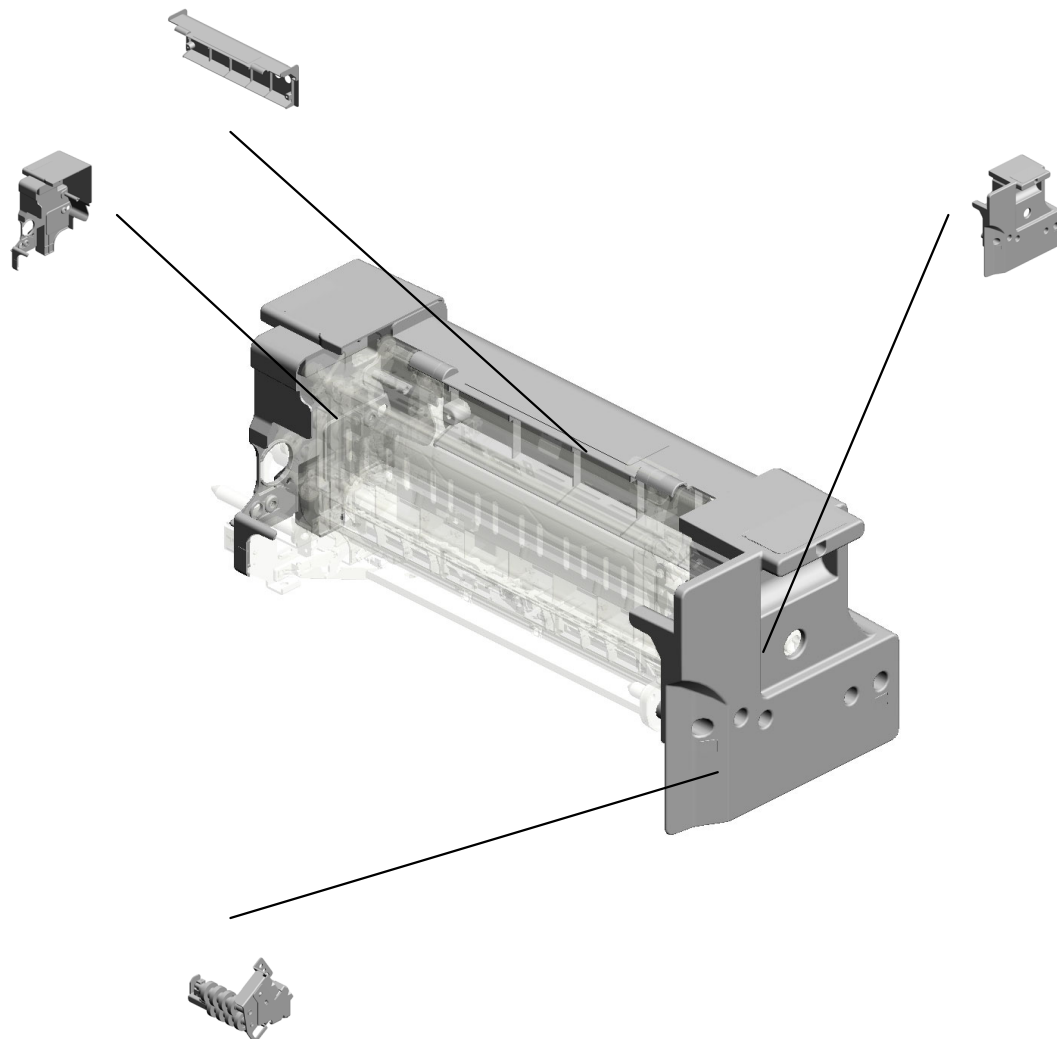
U001	U002	U003	U004	U005	U006	U007	U008	U009	U010	U011	U012	U013	U014	U015	U016	U017	U018	U019	U020	U021
------	------	------	------	------	------	------	------	------	------	------	------	------	------	------	------	------	------	------	------	------

# U015\_S001.(CHN/EU):FUSING UNIT:220V:ASS'Y

U015 S001 S003  
D1794285  
COVER:FUSING UNIT:UPPE  
R:ASS'Y

U015 S001 S001  
D1794271  
COVER:FUSING UNIT:REAR:  
ASS'Y

U015 S001 S002  
D1794273  
COVER:FUSING UNIT:FRON  
T:ASS'Y



U015 S001 S004  
D1794290  
DRIVE UNIT:WEB:CLEANING  
:ASS'Y

U001	U002	U003	U004	U005	U006	U007	U008	U009	U010	U011	U012	U013	U014	U015	U016	U017	U018	U019	U020	U021
------	------	------	------	------	------	------	------	------	------	------	------	------	------	------	------	------	------	------	------	------

# U015\_S002.WEB:CLEANING UNIT:ASS'Y

U015 S002 S001  
D1794313  
COVER:WEB:CLEANING FEL  
T



U001	U002	U003	U004	U005	U006	U007	U008	U009	U010	U011	U012	U013	U014	U015	U016	U017	U018	U019	U020	U021
------	------	------	------	------	------	------	------	------	------	------	------	------	------	------	------	------	------	------	------	------

# U015\_S003.(NA):FUSING UNIT:208V:ASS'Y

U015 S003 S003  
D1794285  
COVER:FUSING UNIT:UPPER  
:ASS'Y

U015 S003 S001  
D1794271  
COVER:FUSING UNIT:REAR  
:ASS'Y

U015 S003 S002  
D1794273  
COVER:FUSING UNIT:FRONT  
:ASS'Y

U015 S003 S004  
D1794290  
DRIVE UNIT:WEB:CLEANING  
:ASS'Y

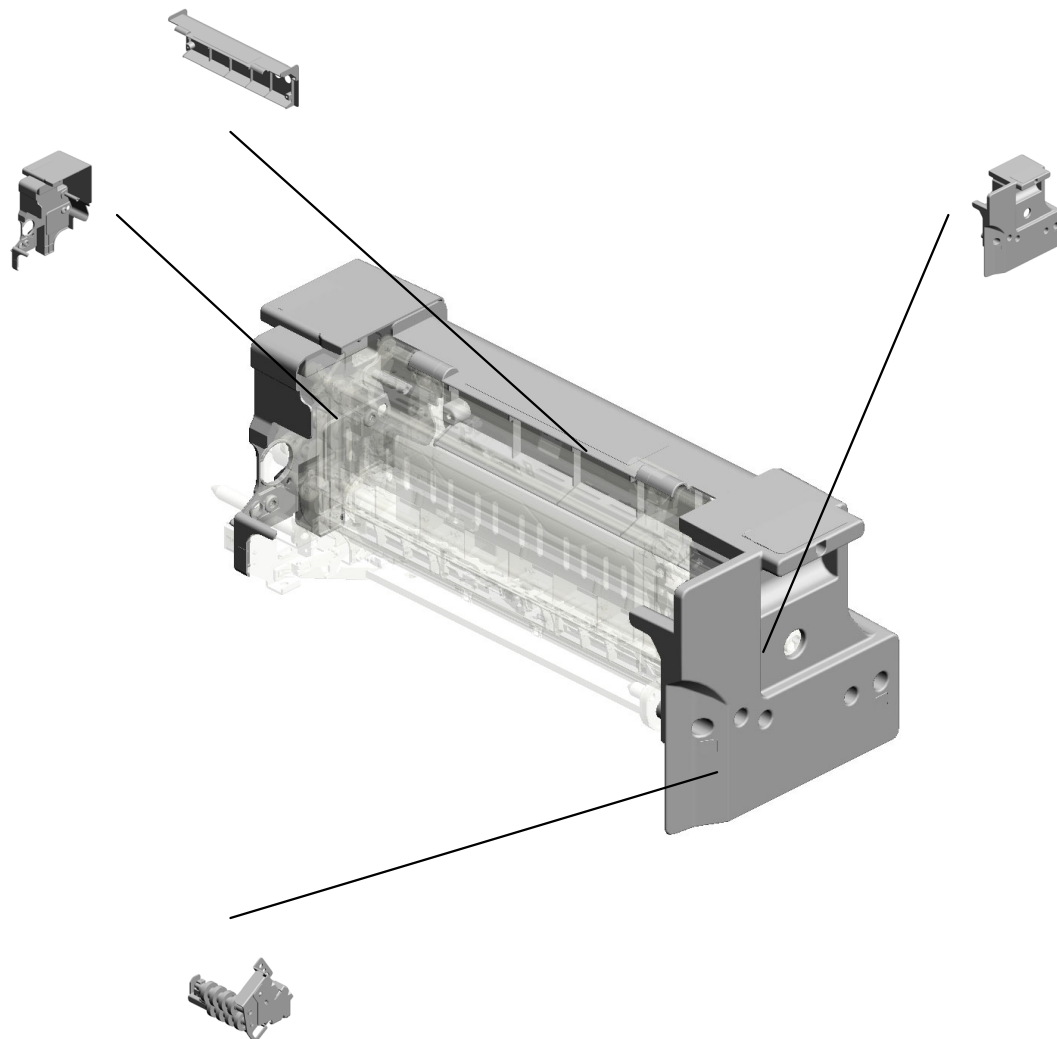
U001	U002	U003	U004	U005	U006	U007	U008	U009	U010	U011	U012	U013	U014	U015	U016	U017	U018	U019	U020	U021
------	------	------	------	------	------	------	------	------	------	------	------	------	------	------	------	------	------	------	------	------

# U015\_S004.(CHN/EU):FUSING UNIT:220V:ASS'Y

U015 S004 S003  
D1794285  
COVER:FUSING UNIT:UPPER  
:ASS'Y

U015 S004 S001  
D1794271  
COVER:FUSING UNIT:REAR  
:ASS'Y

U015 S004 S002  
D1794273  
COVER:FUSING UNIT:FRONT  
:ASS'Y




U015 S004 S004  
D1794290  
DRIVE UNIT:WEB:CLEANING  
:ASS'Y

U001	U002	U003	U004	U005	U006	U007	U008	U009	U010	U011	U012	U013	U014	U015	U016	U017	U018	U019	U020	U021
------	------	------	------	------	------	------	------	------	------	------	------	------	------	------	------	------	------	------	------	------

# U015 FUSING

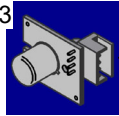
- 79.B2342390 (x3) FLANGED HEXAGONAL HEAD BOLT: M4X8
- 17.08046123 (x4) HEXAGONAL BOLT :W/WASHER:M3X8
- 170.D1794352 BRACKET:DRAWER:FUSING:UPPER: MAIN
- 21.11050511 (x2) HARNESS CLAMP - LWS-0306ZC



117.D0746497  
(x2)  
DECAL:POSITIONING  
DISPLAY:TCRU



188.AW100183  
(x3)  
THERMOPILE  
201804-05 O/O




118.D1054365  
(x3)  
HOLDER:THERMOPILE



2.03540080N  
(x6)  
SCREW:M4X8



34.AA070090  
(x2)  
SLIDE RAIL:FUSING UNIT



20.11050487  
HARNESS CLAMP



171.D1794353  
BRACKET:DRAWER:FUSING:LOWER: MAIN



6.04514008N  
(x5)  
TAPPING SCREW:  
4X8



115.D0744351  
(x4)  
STEPPED SCREW:  
DIA5.4DIA:3.5:M  
3




31.AA063463  
(x4)  
COMPRESSION SPRING:DRAWER



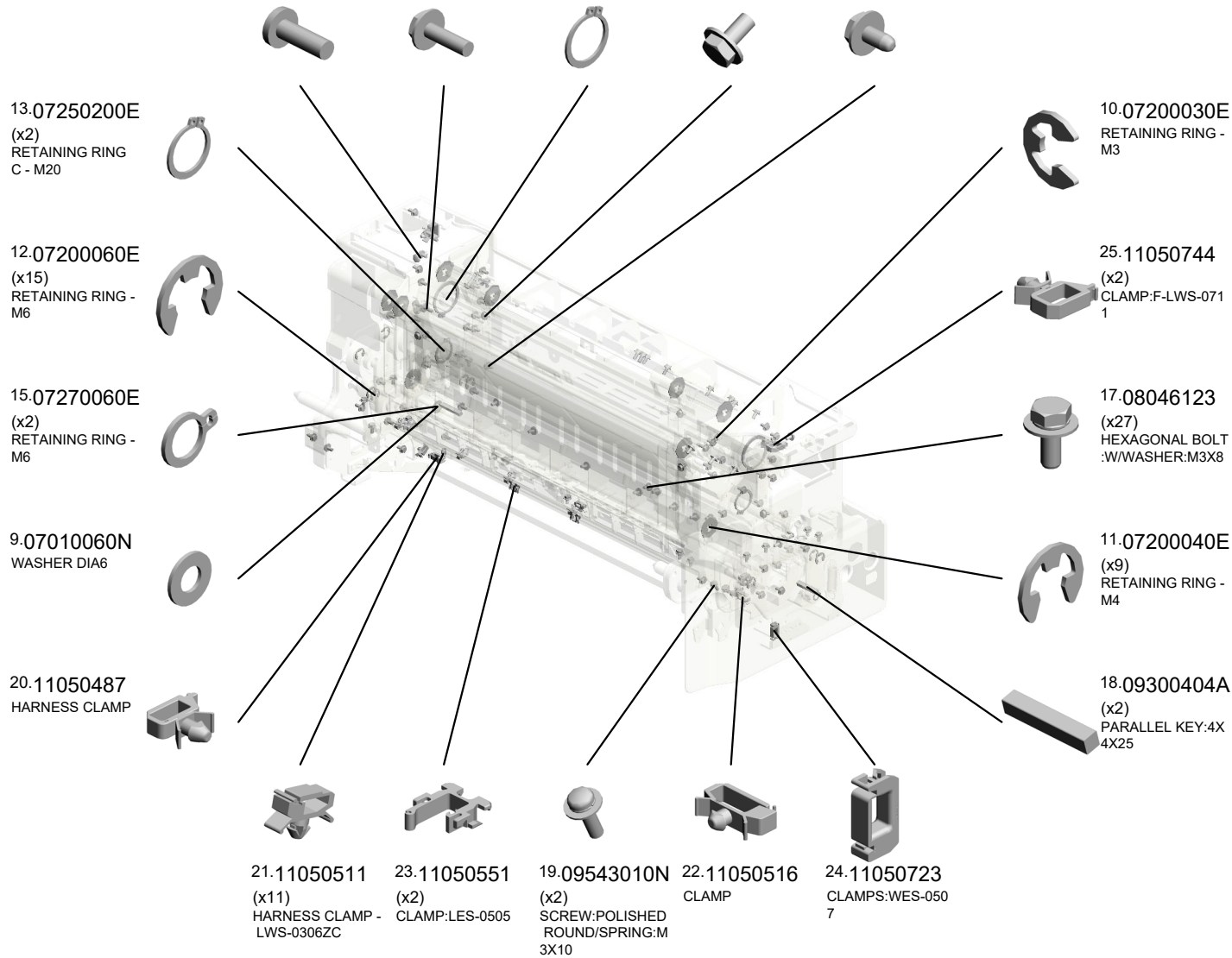
1.03540060N (x 4)  
SCREW-M4X6

U015\_S001  
(CHN/EU):FUSING UNIT:220V:ASS'Y


3.03540120N (x2) SCREW M4X12  
 5.03603010N (x2) SCREW:M3X10  
 14.07250300E (x2) RETAINING RING C - M30  
 4.03603006N (x73) SCREW - M3X6  
 7.04543006Q (x2) TAPPING SCREW - M3X6



194-D1794418  
 [A]  
 (CHN/EU):FUSING UNIT:220V:ASS'Y  
 201812-03 O/O



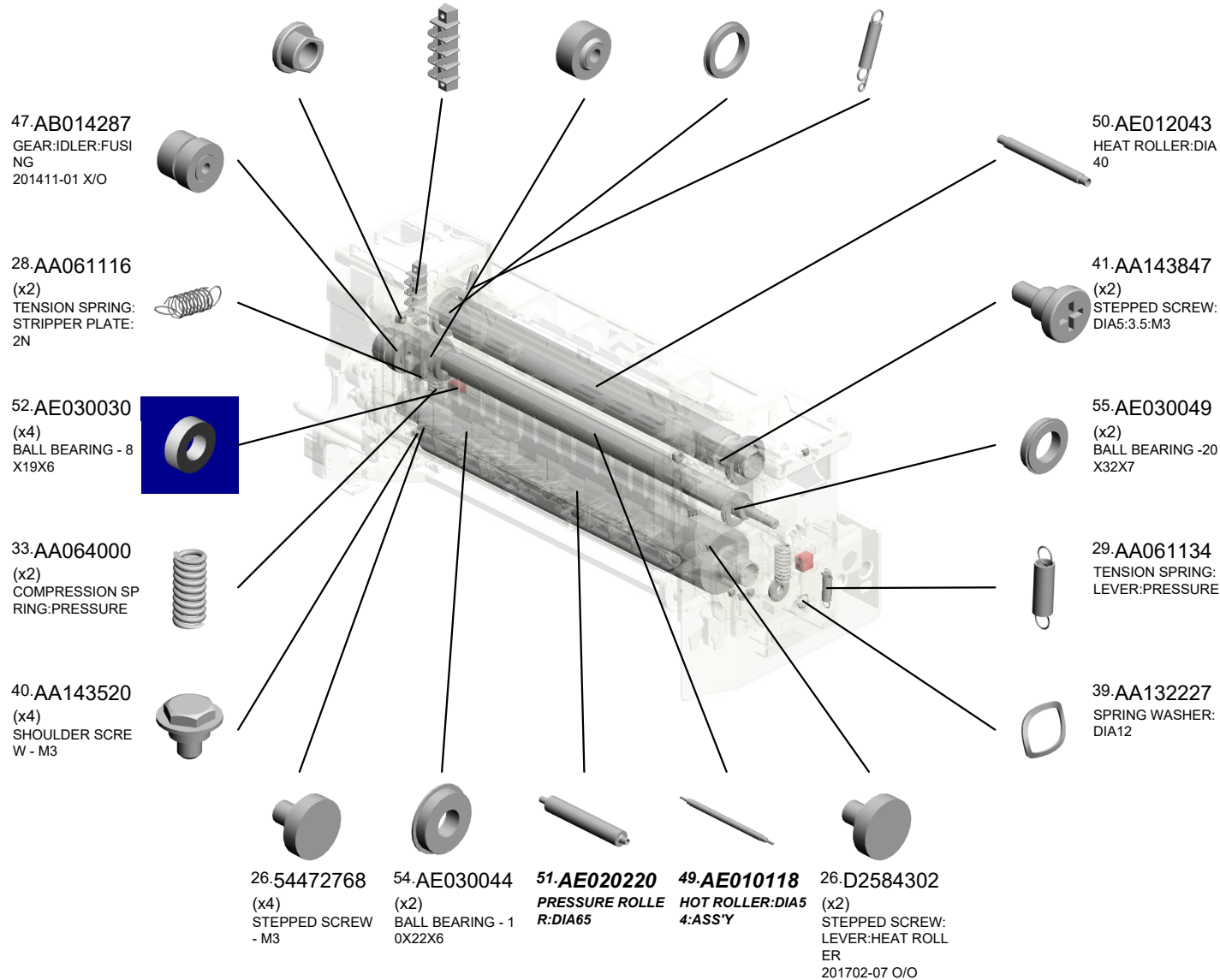
U015\_S001  
(CHN/EU):FUSING UNIT:220V:ASS'Y



194.D1794418


[A]  
(CHN/EU):FUSING  
UNIT:220V:ASS'Y  
201812-03 O/O

- 37.AA082101 (x2) BUSHING - 6X10X6
- 38.AA113037 TERMINAL:4P:187
- 48.BB013038 GEAR:HOT ROLLE R:ASS'Y 201411-02 X/O
- 53.AE030039 (x2) BALL BEARING
- 30.AA062352 (x2) TENSION SPRING: HEAT ROLLER





U015\_S001  
(CHN/EU):FUSING UNIT:220V:ASS'Y



194-D1794418  
[A]  
(CHN/EU):FUSING  
UNIT:220V:ASS'Y  
201812-03 O/O

- 75.B1324197 TORSION SPRING: LEVER
- 78.D2704383 (x2) HOLDER:COIL SPRING:PRESSURE 201609-07 O/O
- 58.AE032031 (x2) THERMAL INSULATING BUSHING - 3 0MM
- 76.B1324265 (x5) ROLLER:PICK-OFF PAWL
- 85.D0144192 (x3) CLAMP:HARNESS

81.BB013028  
GEAR:IDLER:35Z:ASS'Y



83.BB013037  
GEAR:JOINT:PRESSURE:ASS'Y



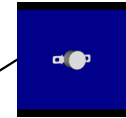
80.BB013025  
GEAR:PRESSURE ROLLER



56.AE030086  
(x2)  
RADIAL BALL BEARING:DIA25XDIA37 X7



82.BB013036  
GEAR:IDLER:25Z:ASS'Y



64.AW110052  
(x2)  
THERMOSTAT:211 C

71.AX450057  
(CHN/EU):HEATER:HEAT ROLLER:A:2 20V:1090/1000W:INFRARED

72.AX450058  
(CHN/EU):HEATER:HEAT ROLLER:B:2 20V:1150/900W:INFRARED

73.B1324167  
GRIP:OIL APPLICATION UNIT:FIBER


65.AW110122  
THERMOSTAT:225 C:250V/17A

- 59.AE044075 (x5) STRIPPER PAWLS
- 77.B1324268 (x5) HOLDER:ROLLER: PICK-OFF PAWL
- 74.B1324196 (x5) SPRING:PICK-OFF PAWL
- 61.AW010147 (x3) PHOTO REFLECTION SENSOR
- 68.AX440359 (CHN/EU):HEATER:PRESSURE ROLLER:220V:800W:INFRARED

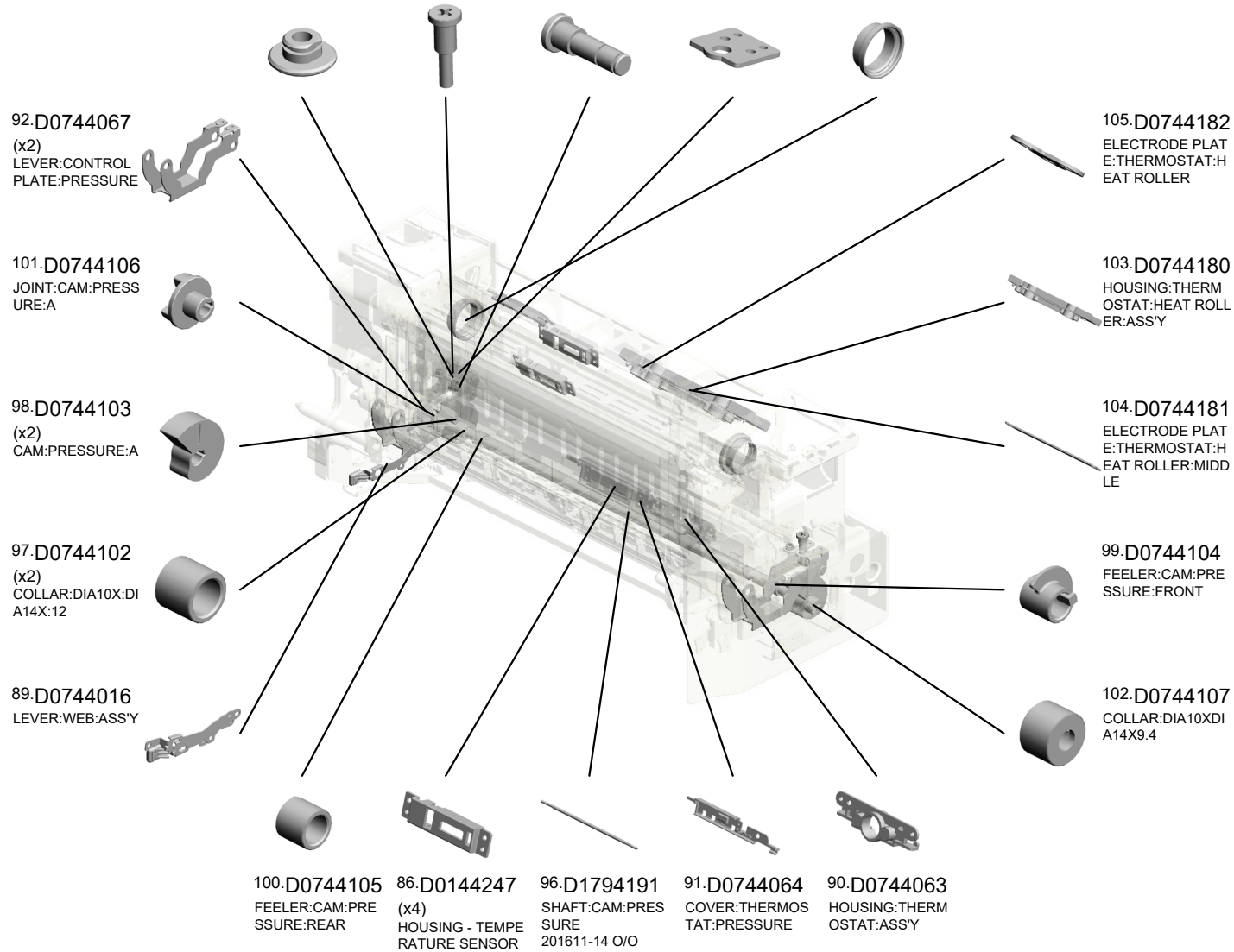


U015\_S001  
(CHN/EU):FUSING UNIT:220V:ASS'Y


- 88.D2704009 (x4) HOLDER:M5 201611-05 O/O
- 95.D0744072 (x2) STEPPED SCREW: M5
- 93.D2704068 (x2) SHAFT:RADIAL BALL BEARING:LEVER:PRESSURE 201610-06 O/O
- 94.D0744070 SUPPORTING PLATE:LEVER:PRESSURE
- 106.D0744185 (x2) RING:GUIDE:HEAT ROLLER:DIA40



194.D1794418  
[A]  
(CHN/EU):FUSING UNIT:220V:ASS'Y  
201812-03 O/O



U015\_S001  
(CHN/EU):FUSING UNIT:220V:ASS'Y



194.D1794418  
[A]  
(CHN/EU):FUSING  
UNIT:220V:ASS'Y  
201812-03 O/O

109.D0744227 (x2) BOLT:M5:ROUND POINT  
137.D2704156 HOLDER:THERMISTOR:HEAT ROLLER 201703-01 O/O  
131.D1794072 BRACKET:FUSING ENTRANCE GUIDE PLATE:REAR  
134.D1794095 CLAMP:HARNES PRESSURE  
**107.D1794197**  
**FLAT BELT-FUSING**  
**G:DIA80:SEAL**  
201503-11 X/O

123.D1794037 SUPPORTING PLATE:LEVER:PRESSURE:REAR

128.D1794047 HOLDER:HEATER:PRESSURE:REAR

126.D1794042 LEVER:PRESSURE:REAR:OUTER

125.D1794040 LEVER:PRESSURE:REAR:INNER

136.D1794114 GUIDE PLATE:FUSING EXIT:LOWER 201512-01 O/O

135.D1794107 BRACKET:STRIPPER PAWLS:PRESSURE:PEEN 201601-01 X/O

133.D1794081 FUSING ENTRANCE GUIDE PLATE:LOWER

132.D1794076 BRACKET:THERMISTOR:PRESSURE

124.D1794038 LEVER:PRESSURE:FRONT:INNER

129.D1794048 HOLDER:HEATER:PRESSURE:FRONT

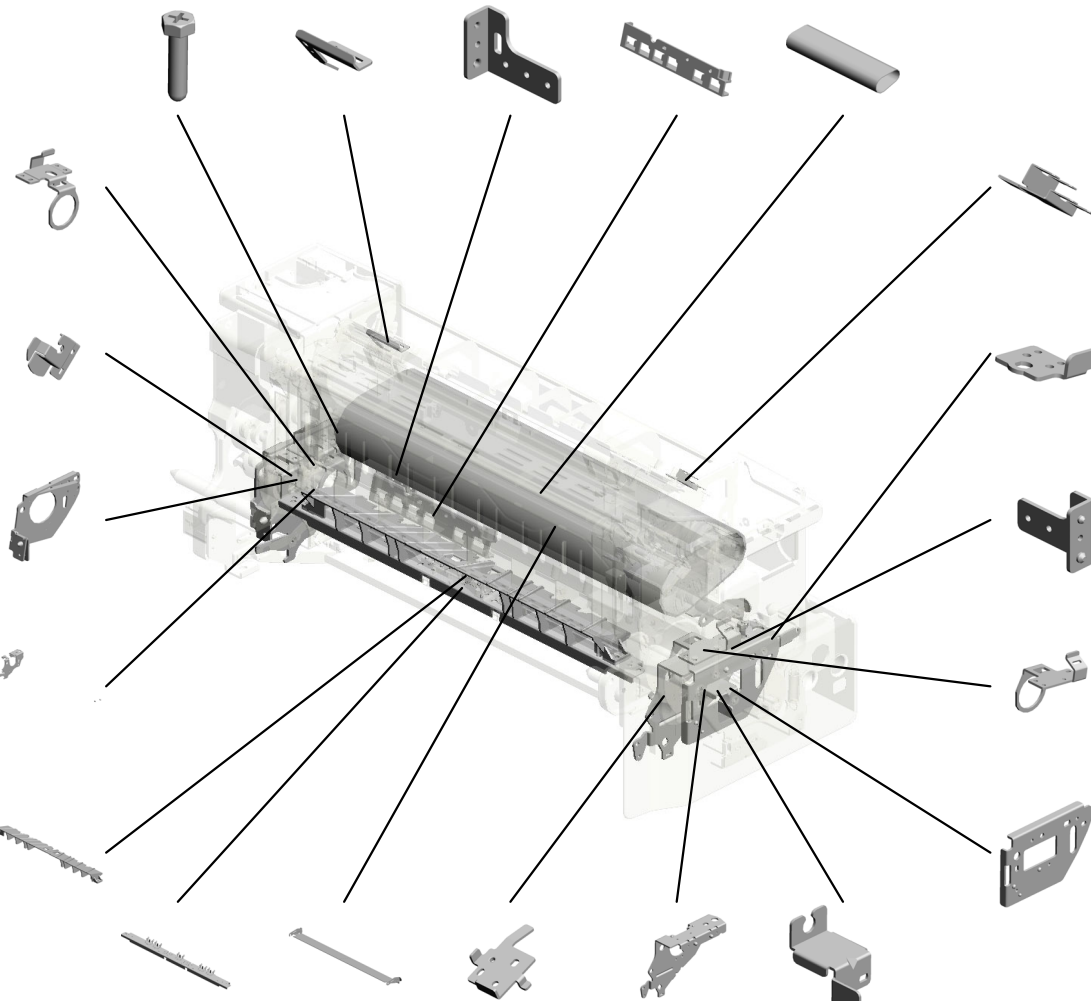
138.D1794170 TAB:TERMINAL:187:4P

121.D1794028 SUPPORTING PLATE:LEVER:PRESSURE:FRONT

130.D1794071 BRACKET:FUSING ENTRANCE GUIDE PLATE:FRONT


122.D1794036 SUPPORTING PLATE:LEVER:PRESSURE:FRONT

127.D1794044 LEVER:PRESSURE:FRONT:OUTER



U015\_S001  
(CHN/EU):FUSING UNIT:220V:ASS'Y

- 146.D1794224 LEVER:PAPER EXIT UNIT:REAR
- 139.D1794180 HOLDER:HEATER:HEAT ROLLER:REAR
- 142.D1794213 BRACKET:DRAWER:UPPER
- 183.D1794147 SUPPORTING PLATE:SIDE PLATE:FUSING:REAR
- 141.D1794182 DISCHARGE BRUSH:HEAT ROLLER



194.D1794418  
[A]  
(CHN/EU):FUSING UNIT:220V:ASS'Y  
201812-03 O/O

186.AA082115  
PLAIN SHAFT BEARING:5X10X5



150.D1794235  
(x2)  
TENSION SPRING:FUSING/PAPER EXIT UNIT



147.D1794228  
(x2)  
SUPPORTER:GUIDE PLATE:FUSING EXIT:UPPER



144.D1794217  
BRACKET:DRAWER:LOWER:AUXILIARY



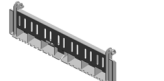
143.D1794216  
BRACKET:DRAWER:LOWER



177.D1794109  
(x2)  
ADJUSTING PIN:DISCHARGE BRUSH  
201507-02



154.D1794255  
GUIDE PLATE:FUSING EXIT:UPPER:ASS'Y



160.D1794279  
COVER:FUSING/PAPER EXIT UNIT:ASS'Y  
201507-05 X/O



149.D1794232  
SHAFT:FUSING/PAPER EXIT UNIT



178.D1794113  
(x2)  
DISCHARGE BRUSH:H:21MM  
201507-03



148.D1794231  
STOPPER:LEVER:FUSING/PAPER EXIT UNIT



140.D1794181  
HOLDER:HEATER:HEAT ROLLER:FRONT



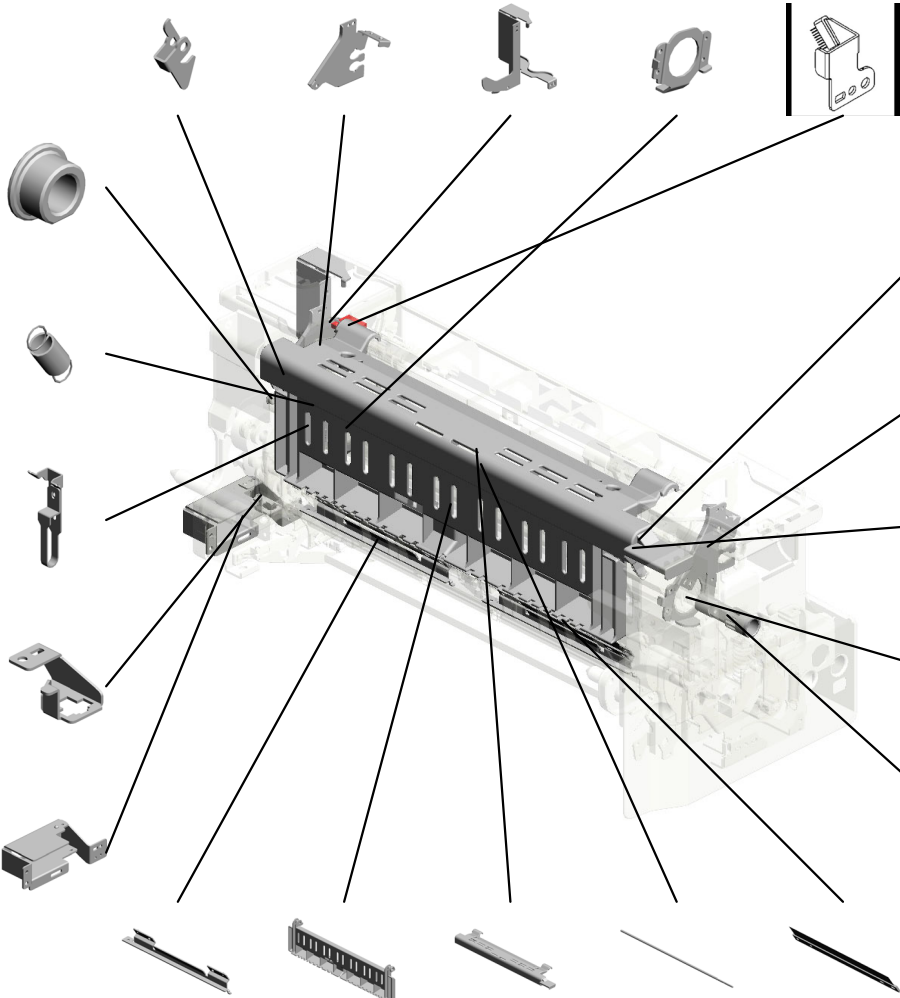
145.D1794223  
LEVER:PAPER EXIT UNIT:FRONT



184.D1794148  
SUPPORTING PLATE:SIDE PLATE:FUSING:FRONT




187.D0A53995  
JOINT:KNOB:FUSING  
201712-02 O/O



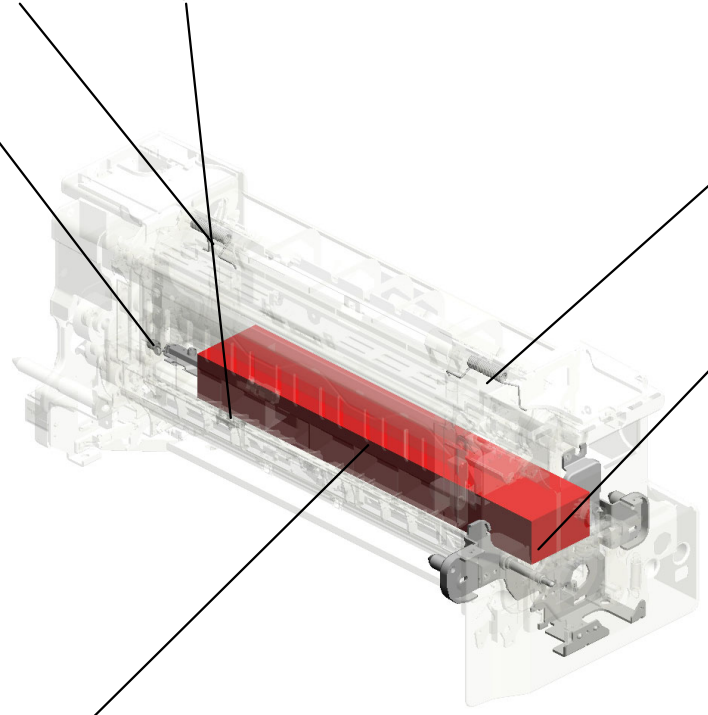
U015\_S001  
(CHN/EU):FUSING UNIT:220V:ASS'Y

198.D2704237 196.GW020024  
TORSION SPRING: (x2)  
FUSING/PAPER EX PHOTOINTERRUP  
IT UNIT:REAR TOR:LG2A24BL1:G  
202306-02 O/O F  
201902-07 O/O



194.D1794418  
[A]  
(CHN/EU):FUSING  
UNIT:220V:ASS'Y  
201812-03 O/O

191.07330610  
(x2)  
BUSHING:DIA6X10  
201810-01 X/X



197.D2704236  
TORSION SPRING:  
FUSING/PAPER EX  
IT UNIT:FRONT  
202003-04 O/O



190.D1794055  
SIDE PLATE:PRES  
SURE:FRONT:PEE  
N



192.D2704239  
STRIPPER PLATE:  
ASS'Y  
201810-02 X/X

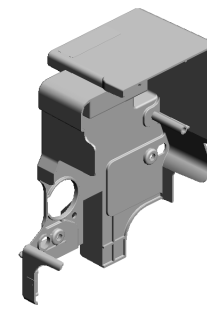



D1794018  
[A]  
(CHN/EU):FUSING  
UNIT:220V:ASS'Y  
201812-03 O/O

U001	U002	U003	U004	U005	U006	U007	U008	U009	U010	U011	U012	U013	U014	U015	U016	U017	U018	U019	U020	U021
------	------	------	------	------	------	------	------	------	------	------	------	------	------	------	------	------	------	------	------	------

U015\_S001\_S001  
COVER:FUSING UNIT:REAR:ASS'Y

159.D1794278  
DECAL:FUSING UN  
IT:TCRU



155.D1794271  
COVER:FUSING U  
NIT:REAR:ASS'Y




117.D0746497  
DECAL:POSITIONI  
NG DISPLAY:TCRU

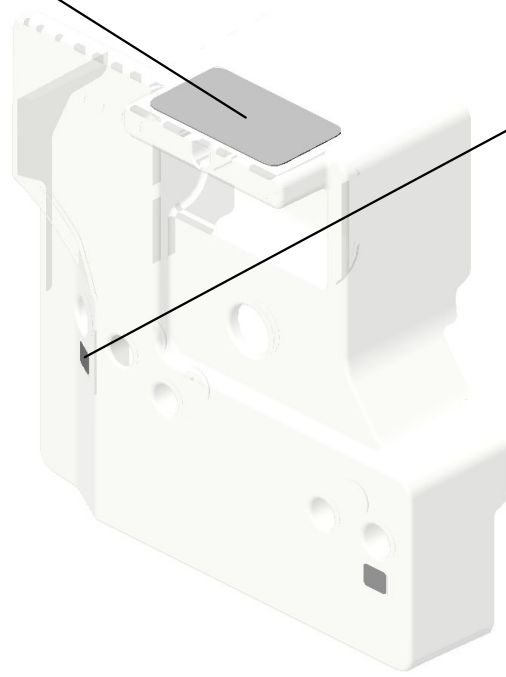
U001	U002	U003	U004	U005	U006	U007	U008	U009	U010	U011	U012	U013	U014	U015	U016	U017	U018	U019	U020	U021
------	------	------	------	------	------	------	------	------	------	------	------	------	------	------	------	------	------	------	------	------

U015\_S001\_S002  
COVER:FUSING UNIT:FRONT:ASS'Y

114.D0744336  
DECAL:WARNING (REMOVAL AND INSTALLATION);FUSING



156.D1794273  
COVER:FUSING UNIT:FRONT:ASSY

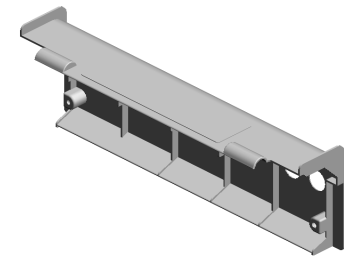
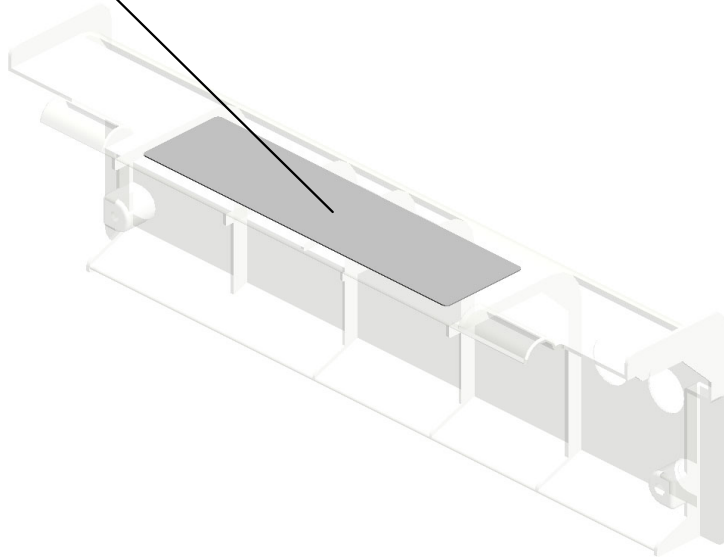


87.D0743829  
(x2)  
DECAL:POSITIONING DISPLAY:TCRU


U001	U002	U003	U004	U005	U006	U007	U008	U009	U010	U011	U012	U013	U014	U015	U016	U017	U018	U019	U020	U021
------	------	------	------	------	------	------	------	------	------	------	------	------	------	------	------	------	------	------	------	------

U015\_S001\_S003  
COVER:FUSING UNIT:UPPER:ASS'Y

189.D2704277  
DECAL:H-TEMP W  
ARNING:FUSING  
201807-10 O/O



195.D1794285  
[A]  
COVER:FUSING U  
NIT:UPPER:ASS'Y  
201901-03 X/X




D1794275  
[A]  
COVER:FUSING U  
NIT:UPPER:ASS'Y  
201901-03 X/X

U001	U002	U003	U004	U005	U006	U007	U008	U009	U010	U011	U012	U013	U014	U015	U016	U017	U018	U019	U020	U021
------	------	------	------	------	------	------	------	------	------	------	------	------	------	------	------	------	------	------	------	------



U015\_S001\_S004  
 DRIVE UNIT:WEB:CLEANING:ASS'Y

27.A2944171 46.AB014229  
 (x4) (x4)  
 COUPLED GEAR - 17Z/32Z COUPLEGEAR - 17Z/32Z



176.D1794290  
 DRIVE UNIT:WEB:  
 CLEANING:ASS'Y

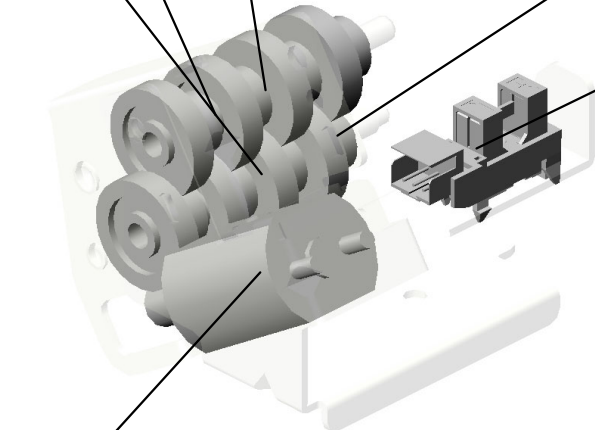
57.AE031037  
 (x4)  
 BUSHING - M4



10.07200030E  
 (x2)  
 RETAINING RING - M3



196.GW020024  
 PHOTOINTERRUP  
 TOR:LG2A24BL1:G  
 F  
 201902-07 O/O




66.AX040167  
 DC MOTOR:CLEAN  
 ER:ASS'Y

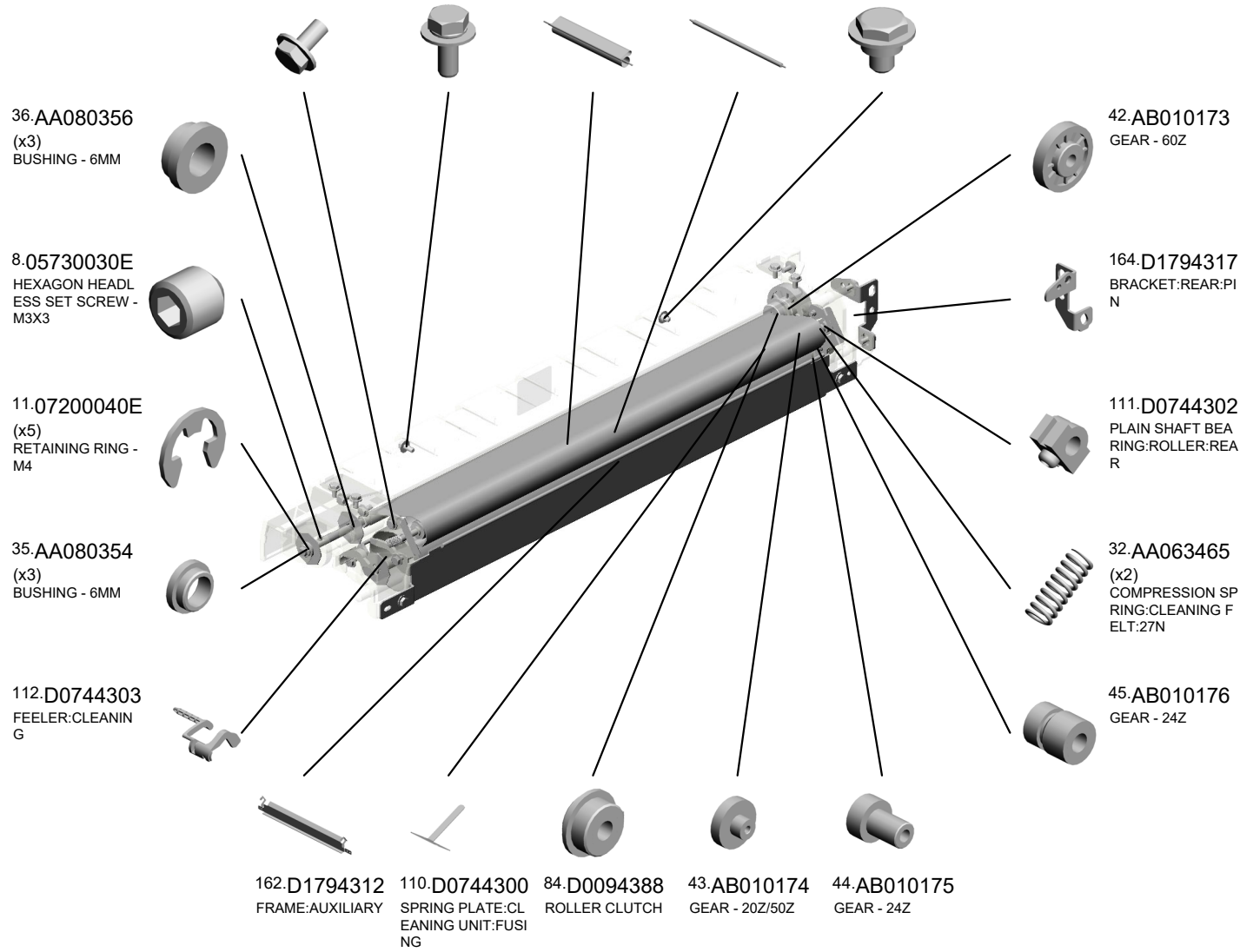
U001	U002	U003	U004	U005	U006	U007	U008	U009	U010	U011	U012	U013	U014	U015	U016	U017	U018	U019	U020	U021
------	------	------	------	------	------	------	------	------	------	------	------	------	------	------	------	------	------	------	------	------

U015\_S002  
WEB:CLEANING UNIT:ASS'Y

4.03603006N (x18) SCREW - M3X6  
 17.08046123 HEXAGONAL BOLT :W/WASHER:M3X8  
 60.AE045062 WEB:SUB-ASS'Y 201805-12 O/O  
 113.D0744333 ROLLER:PLATE  
 40.AA143520 SHOULDER SCREW - M3




161.D1794311  
WEB:CLEANING UNIT:ASS'Y



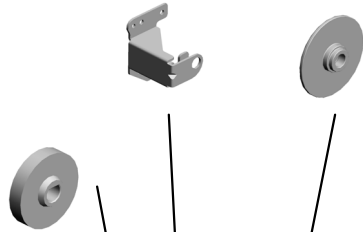
U015\_S002  
 WEB:CLEANING UNIT:ASS'Y

167.D1794334 169.D1794337  
 BRACKET:FRONT: WEB RING:WEB:CLEANING



161.D1794311  
 WEB:CLEANING UNIT:ASSY

168.D1794335  
 GEAR:Z50:ROLLING



165.D1794330  
 BRACKET:REAR:WEB



172.M0774200  
 MECHANICAL ROLLER CLUTCH:ROLLER




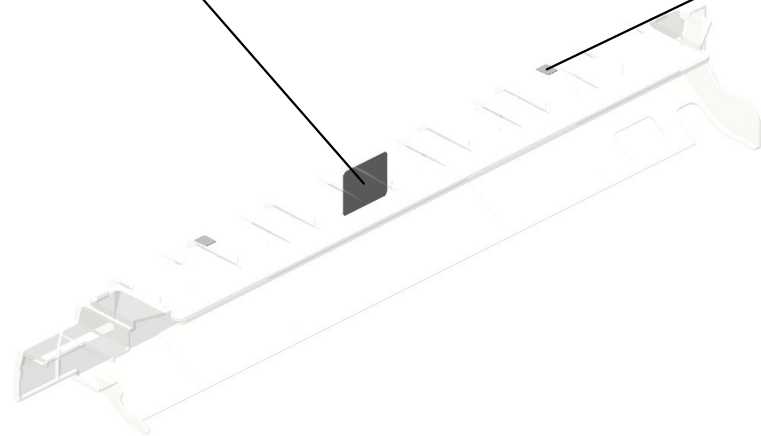
166.D1794333  
 BRACKET:FRONT:AUXILIARY



U001	U002	U003	U004	U005	U006	U007	U008	U009	U010	U011	U012	U013	U014	U015	U016	U017	U018	U019	U020	U021
------	------	------	------	------	------	------	------	------	------	------	------	------	------	------	------	------	------	------	------	------

U015\_S002\_S001  
COVER:WEB:CLEANING FELT

116.D0744380  
DECAL:H-TEMP W  
ARNING:FUSING:  
WEB



163.D1794313  
COVER:WEB:CLEA  
NING FELT




117.D0746497  
(x2)  
DECAL:POSITIONI  
NG DISPLAY:TCRU



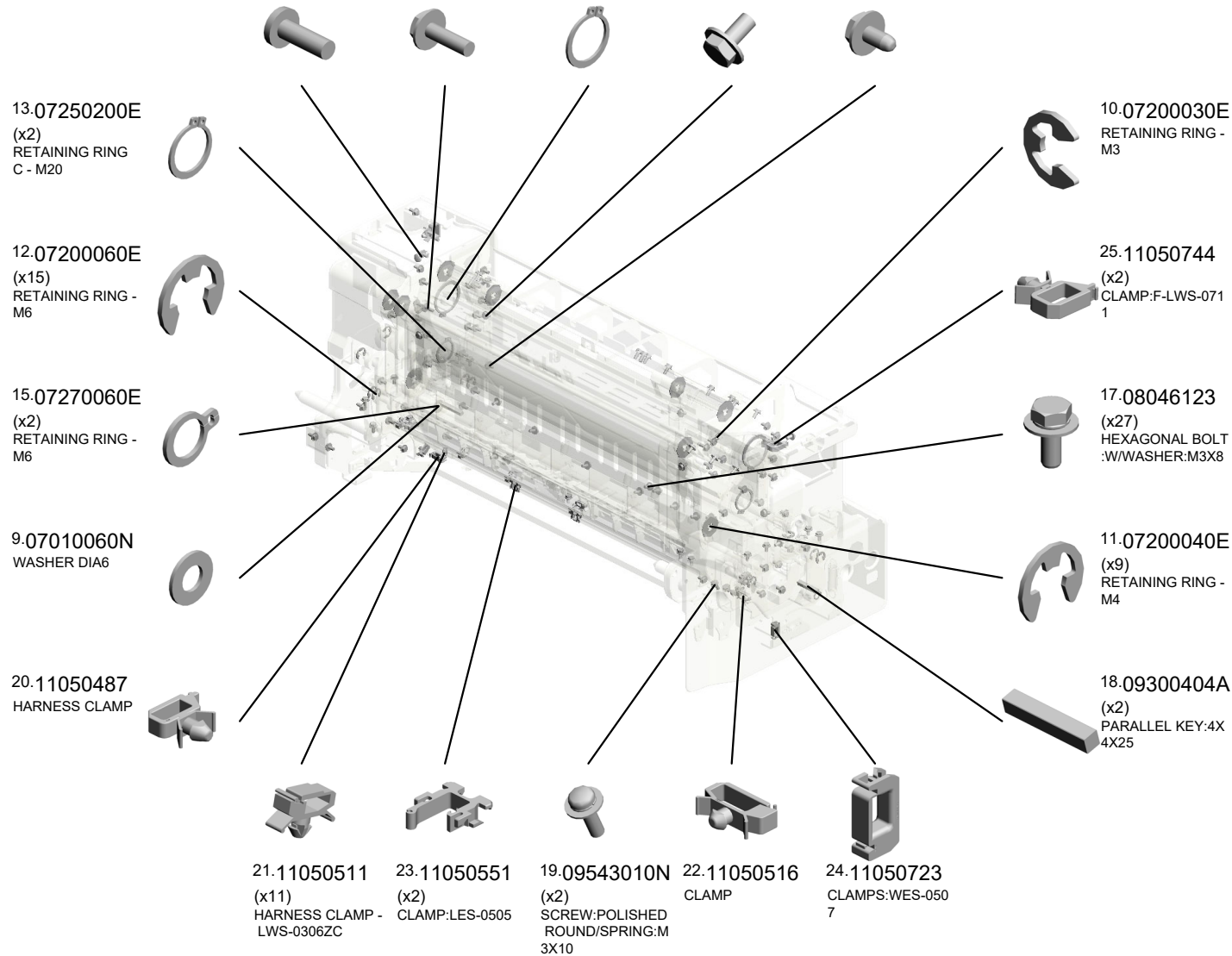
U001	U002	U003	U004	U005	U006	U007	U008	U009	U010	U011	U012	U013	U014	U015	U016	U017	U018	U019	U020	U021
------	------	------	------	------	------	------	------	------	------	------	------	------	------	------	------	------	------	------	------	------

U015\_S003  
(NA):FUSING UNIT:208V:ASS'Y

3.03540120N (x2) SCREW M4X12  
 5.03603010N (x2) SCREW:M3X10  
 14.07250300E (x2) RETAINING RING C - M30  
 4.03603006N (x73) SCREW - M3X6  
 7.04543006Q (x2) TAPPING SCREW - M3X6




193.D1794417  
 [A]  
 (NA):FUSING UNIT:  
 208V:ASS'Y  
 201812-02 O/O

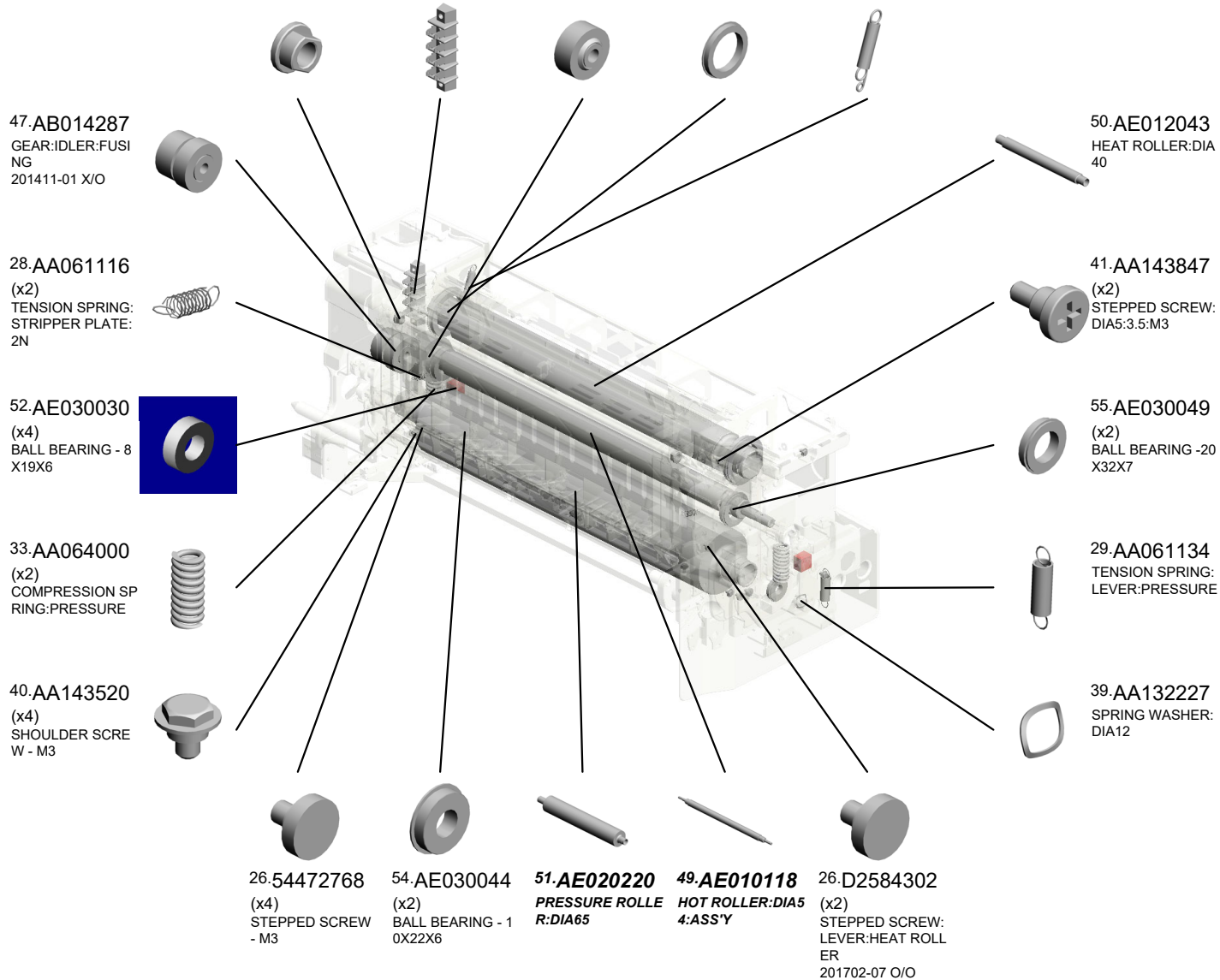


U015\_S003  
(NA):FUSING UNIT:208V:ASS'Y


- 37.AA082101 (x2) BUSHING - 6X10X6
- 38.AA113037 TERMINAL:4P:187
- 48.BB013038 GEAR:HOT ROLLER:ASS'Y 201411-02 X/O
- 53.AE030039 (x2) BALL BEARING
- 30.AA062352 (x2) TENSION SPRING: HEAT ROLLER



193.D1794417  
[A]  
(NA):FUSING UNIT:  
208V:ASS'Y  
201812-02 O/O



U015\_S003  
(NA):FUSING UNIT:208V:ASS'Y



193.D1794417  
[A]  
(NA):FUSING UNIT:  
208V:ASS'Y  
201812-02 O/O

- 75.B1324197 TORSION SPRING: LEVER (x2)
- 78.D2704383 HOLDER:COIL SPRING:PRESSURE 201609-07 O/O (x2)
- 58.AE032031 THERMAL INSULATING BUSHING - 30MM (x2)
- 76.B1324265 ROLLER:PICK-OFF PAWL (x5)
- 85.D0144192 CLAMP:HARNESS (x3)

81.BB013028  
GEAR:IDLER:35Z:ASS'Y



83.BB013037  
GEAR:JOINT:PRESSURE:ASS'Y



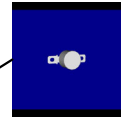
80.BB013025  
GEAR:PRESSURE ROLLER



56.AE030086  
(x2)  
RADIAL BALL BEARING:DIA25XDIA37X7



82.BB013036  
GEAR:IDLER:25Z:ASS'Y



64.AW110052  
(x2)  
THERMOSTAT:211C

69.AX450055  
(NA):HEATER:HEAT ROLLER:A:208V:1090/1000W:INFRARED

70.AX450056  
(NA):HEATER:HEAT ROLLER:B:208V:1150/900W:INFRARED


73.B1324167  
GRIP:OIL APPLICATION UNIT:FIBER

65.AW110122  
THERMOSTAT:225C:250V/17A

- 59.AE044075 (x5) STRIPPER PAWLS
- 77.B1324268 (x5) HOLDER:ROLLER: PICK-OFF PAWL
- 74.B1324196 (x5) SPRING:PICK-OFF PAWL
- 61.AW010147 (x3) PHOTO REFLECTION SENSOR
- 67.AX440358 (NA):HEATER:PRESSURE ROLLER:208V:800W:INFRARED



U015\_S003  
(NA):FUSING UNIT:208V:ASS'Y



193.D1794417  
[A]  
(NA):FUSING UNIT:  
208V:ASS'Y  
201812-02 O/O

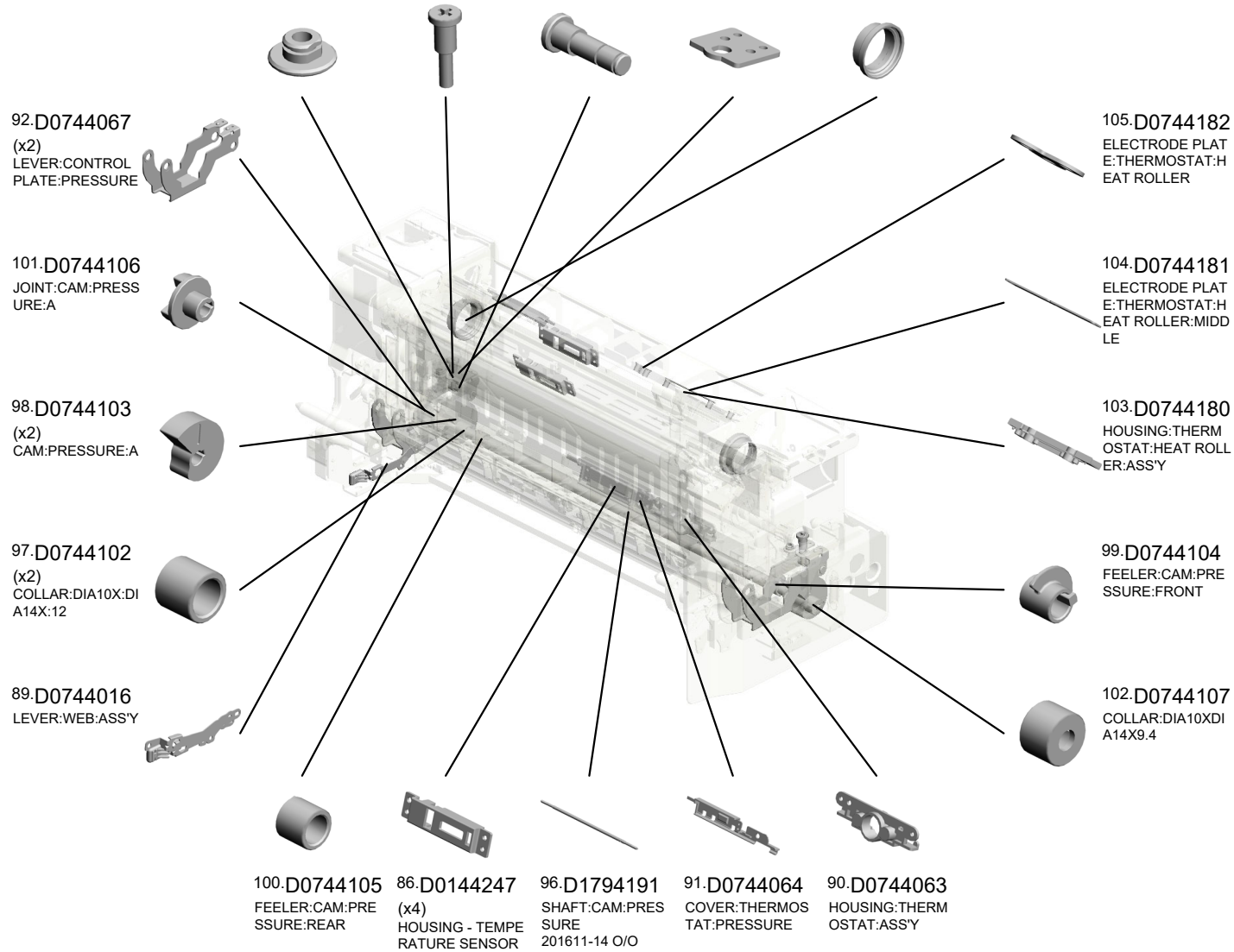
88.D2704009 (x4) HOLDER:M5  
201611-05 O/O

95.D0744072 (x2) STEPPED SCREW:  
M5

93.D2704068 (x2) SHAFT:RADIAL BALL BEARING:LEVER:PRESSURE  
201610-06 O/O

94.D0744070 SUPPORTING PLATE:LEVER:PRESSURE


106.D0744185 (x2) RING:GUIDE:HEAT ROLLER:DIA40



U001	U002	U003	U004	U005	U006	U007	U008	U009	U010	U011	U012	U013	U014	U015	U016	U017	U018	U019	U020	U021
------	------	------	------	------	------	------	------	------	------	------	------	------	------	------	------	------	------	------	------	------



U015\_S003  
(NA):FUSING UNIT:208V:ASS'Y



193.D1794417  
[A]  
(NA):FUSING UNIT:  
208V:ASS'Y  
201812-02 O/O

109.D0744227 (x2) BOLT:M5:ROUND POINT  
137.D2704156 HOLDER:THERMISTOR:HEAT ROLLER 201703-01 O/O  
131.D1794072 BRACKET:FUSING ENTRANCE GUIDE PLATE:REAR  
134.D1794095 CLAMP:HARNESS:PRESSURE  
**107.D1794197** **FLAT BELT-FUSING G:DIA80:SEAL** 201503-11 X/O

123.D1794037 SUPPORTING PLATE:LEVER:PRESSURE:REAR

128.D1794047 HOLDER:HEATER:PRESSURE:REAR

126.D1794042 LEVER:PRESSURE:REAR:OUTER

125.D1794040 LEVER:PRESSURE:REAR:INNER

136.D1794114 GUIDE PLATE:FUSING EXIT:LOWER 201512-01 O/O



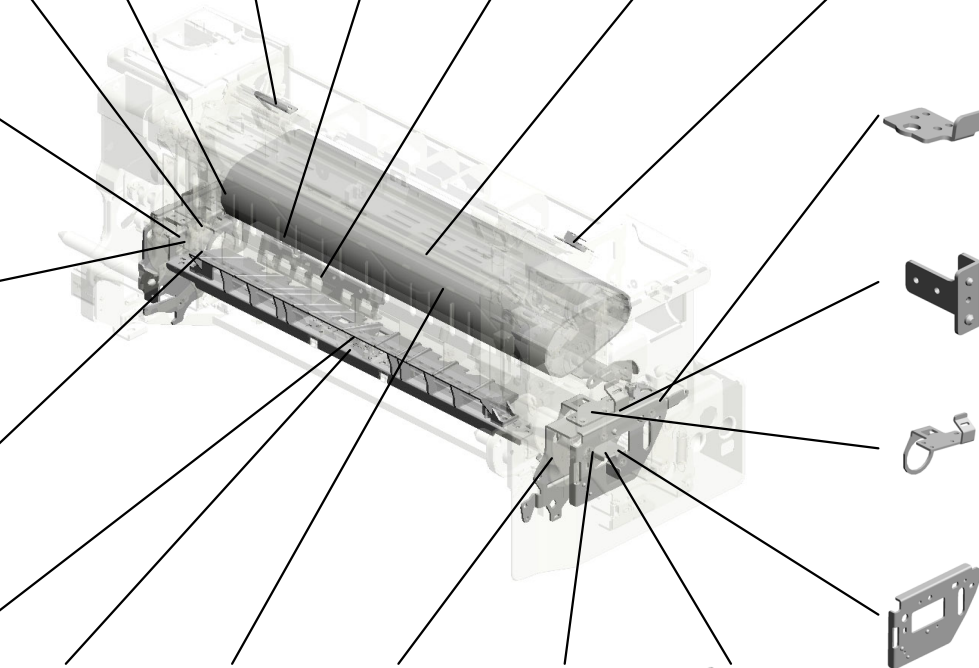
138.D1794170 TAB:TERMINAL:187:4P

121.D1794028 SUPPORTING PLATE:LEVER:PRESSURE:FRONT

130.D1794071 BRACKET:FUSING ENTRANCE GUIDE PLATE:FRONT

122.D1794036 SUPPORTING PLATE:LEVER:PRESSURE:FRONT

127.D1794044 LEVER:PRESSURE:FRONT:OUTER




135.D1794107 BRACKET:STRIPPER PAWLS:PRESSURE:PEEN 201601-01 X/O  
133.D1794081 FUSING ENTRANCE GUIDE PLATE:LOWER  
132.D1794076 BRACKET:THERMISTOR:PRESSURE  
124.D1794038 LEVER:PRESSURE:FRONT:INNER  
129.D1794048 HOLDER:HEATER:PRESSURE:FRONT

U001	U002	U003	U004	U005	U006	U007	U008	U009	U010	U011	U012	U013	U014	U015	U016	U017	U018	U019	U020	U021
------	------	------	------	------	------	------	------	------	------	------	------	------	------	------	------	------	------	------	------	------

U015\_S003  
(NA):FUSING UNIT:208V:ASS'Y

- 146.D1794224 LEVER:PAPER EXIT UNIT:REAR
- 139.D1794180 HOLDER:HEATER:HEAT ROLLER:REAR
- 142.D1794213 BRACKET:DRAWER:UPPER
- 183.D1794147 SUPPORTING PLATE:SIDE PLATE:FUSING:REAR
- 141.D1794182 DISCHARGE BRUSH:HEAT ROLLER



- 193.D1794417 (NA):FUSING UNIT:208V:ASS'Y 201812-02 O/O

- 186.AA082115 PLAIN SHAFT BEARING:5X10X5



- 150.D1794235 (x2) TENSION SPRING:FUSING/PAPER EXIT UNIT




- 147.D1794228 (x2) SUPPORTER:GUIDE PLATE:FUSING EXIT:UPPER




- 144.D1794217 BRACKET:DRAWER:LOWER:AUXILIARY



- 143.D1794216 BRACKET:DRAWER:LOWER



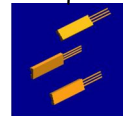
- 154.D1794255 GUIDE PLATE:FUSING EXIT:UPPER:ASS'Y



- 149.D1794232 SHAFT:FUSING/PAPER EXIT UNIT



- 181.D1795381 TEMPERATURE SENSOR:FUSING UNIT:UPPER:19PIN



- 177.D1794109 (x2) ADJUSTING PIN:DISCHARGE BRUSH



- 178.D1794113 (x2) DISCHARGE BRUSH:H:21MM



- 160.D1794279 COVER:FUSING/PAPER EXIT UNIT:ASS'Y 201507-05 X/O



- 148.D1794231 STOPPER:LEVER:FUSING/PAPER EXIT UNIT



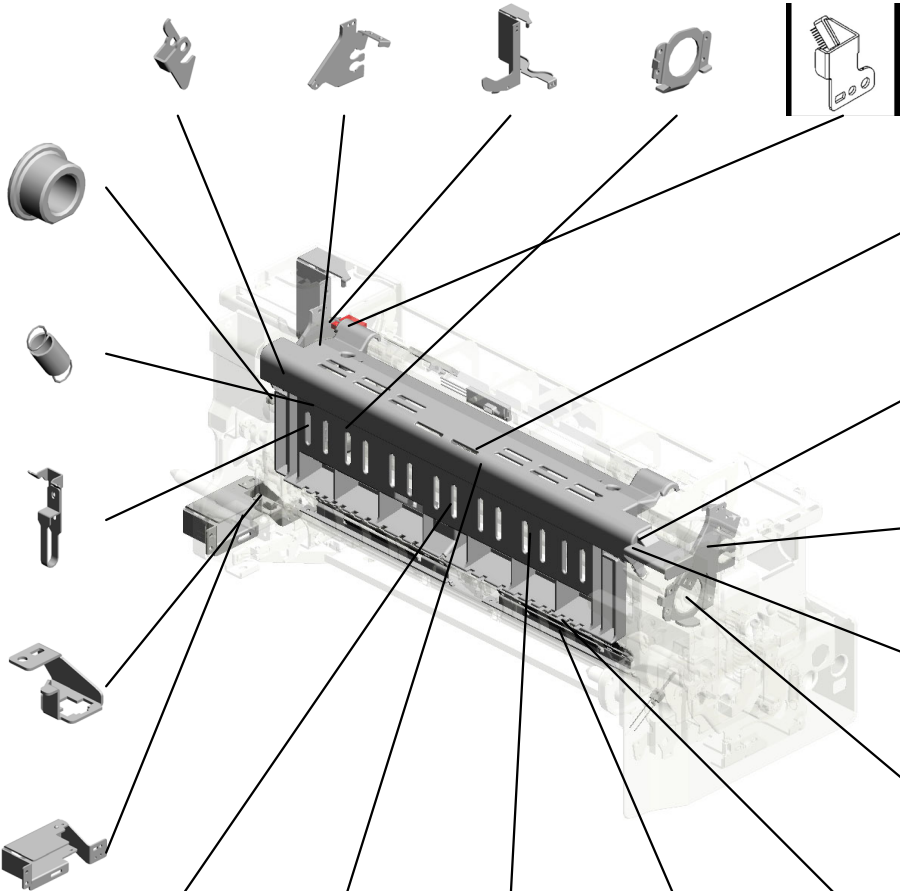
- 140.D1794181 HOLDER:HEATER:HEAT ROLLER:FRONT



- 145.D1794223 LEVER:PAPER EXIT UNIT:FRONT



- 184.D1794148 SUPPORTING PLATE:SIDE PLATE:FUSING:FRONT




U015\_S003  
 (NA):FUSING UNIT:208V:ASS'Y

198.D2704237 TORSION SPRING:  
 FUSING/PAPER EX  
 IT UNIT:REAR  
 202306-02 O/O

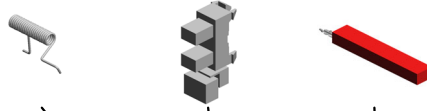
196.GW020024 (x2)  
 PHOTOINTERRUP  
 TOR:LG2A24BL1:G  
 F  
 201902-07 O/O

192.D2704239 STRIPPER PLATE:  
 ASS'Y  
 201810-02 X/X



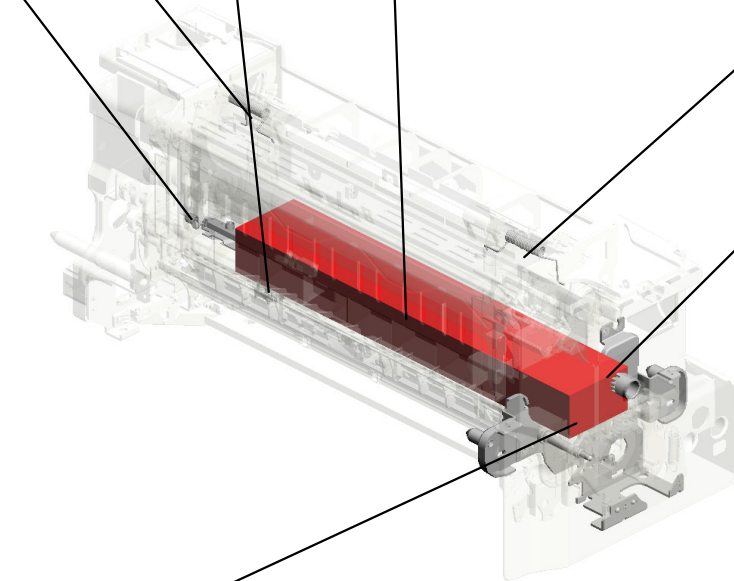
193.D1794417  
 [A]  
 (NA):FUSING UNIT:  
 208V:ASS'Y  
 201812-02 O/O

191.07330610  
 (x2)  
 BUSHING:DIA6X10  
 201810-01 X/X



197.D2704236 TORSION SPRING:  
 FUSING/PAPER EX  
 IT UNIT:FRONT  
 202003-04 O/O

187.D0A53995 JOINT:KNOB:FUSI  
 NG  
 201712-02 O/O



190.D1794055 SIDE PLATE:PRES  
 SURE:FRONT:PEE  
 N

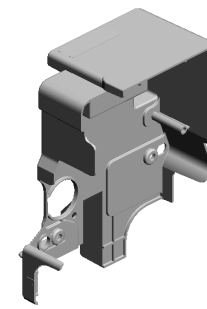




D1794017  
 [A]  
 (NA):FUSING UNIT:  
 208V:ASS'Y  
 201812-02 O/O

U001	U002	U003	U004	U005	U006	U007	U008	U009	U010	U011	U012	U013	U014	U015	U016	U017	U018	U019	U020	U021
------	------	------	------	------	------	------	------	------	------	------	------	------	------	------	------	------	------	------	------	------

U015\_S003\_S001  
COVER:FUSING UNIT:REAR:ASS'Y

159.D1794278  
DECAL:FUSING UN  
IT:TCRU



155.D1794271  
COVER:FUSING U  
NIT:REAR:ASS'Y




117.D0746497  
DECAL:POSITIONI  
NG DISPLAY:TCRU

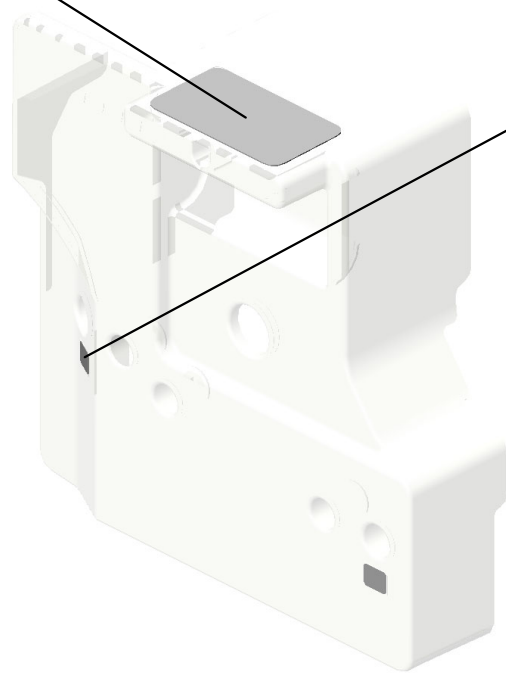
U001	U002	U003	U004	U005	U006	U007	U008	U009	U010	U011	U012	U013	U014	U015	U016	U017	U018	U019	U020	U021
------	------	------	------	------	------	------	------	------	------	------	------	------	------	------	------	------	------	------	------	------

U015\_S003\_S002  
COVER:FUSING UNIT:FRONT:ASS'Y

114.D0744336  
DECAL:WARNING (REMOVAL AND INSTALLATION);FUSING



156.D1794273  
COVER:FUSING UNIT:FRONT:ASSY

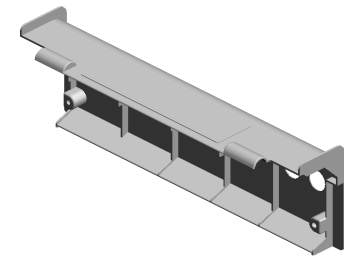
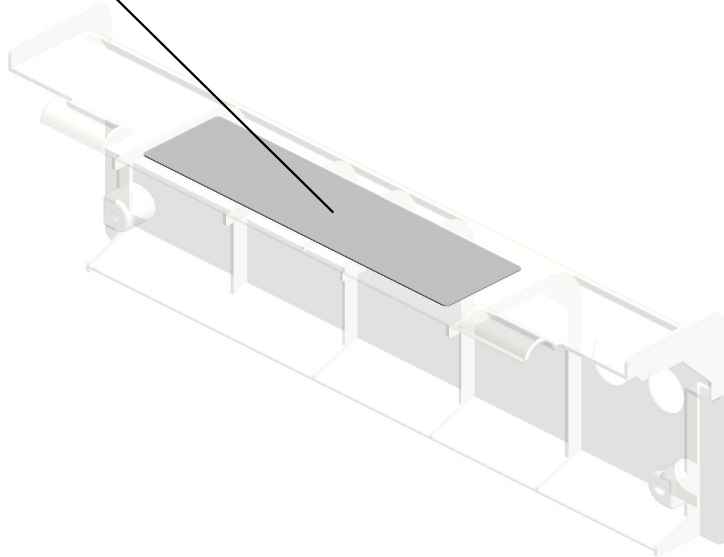


87.D0743829  
(x2)  
DECAL:POSITIONING DISPLAY:TCRU

U001	U002	U003	U004	U005	U006	U007	U008	U009	U010	U011	U012	U013	U014	U015	U016	U017	U018	U019	U020	U021
------	------	------	------	------	------	------	------	------	------	------	------	------	------	------	------	------	------	------	------	------

U015\_S003\_S003  
COVER:FUSING UNIT:UPPER:ASS'Y

189.D2704277  
DECAL:H-TEMP W  
ARNING:FUSING  
201807-10 O/O



195.D1794285  
[A]  
COVER:FUSING U  
NIT:UPPER:ASS'Y  
201901-03 X/X




D1794275  
[A]  
COVER:FUSING U  
NIT:UPPER:ASS'Y  
201901-03 X/X

U001	U002	U003	U004	U005	U006	U007	U008	U009	U010	U011	U012	U013	U014	U015	U016	U017	U018	U019	U020	U021
------	------	------	------	------	------	------	------	------	------	------	------	------	------	------	------	------	------	------	------	------

U015\_S003\_S004  
 DRIVE UNIT:WEB:CLEANING:ASS'Y

27.A2944171 46.AB014229  
 (x4) (x4)  
 COUPLED GEAR - 17Z/32Z COUPLEGEAR - 17Z/32Z



176.D1794290  
 DRIVE UNIT:WEB:  
 CLEANING:ASS'Y

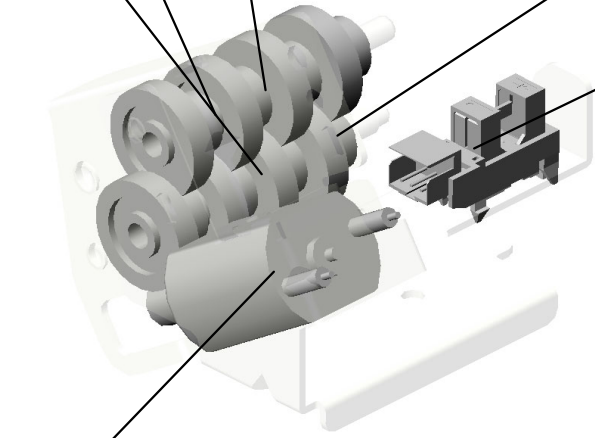
57.AE031037  
 (x4)  
 BUSHING - M4



10.07200030E  
 (x2)  
 RETAINING RING - M3



196.GW020024  
 PHOTOINTERRUP  
 TOR:LG2A24BL1:G  
 F  
 201902-07 O/O




66.AX040167  
 DC MOTOR:CLEAN  
 ER:ASS'Y

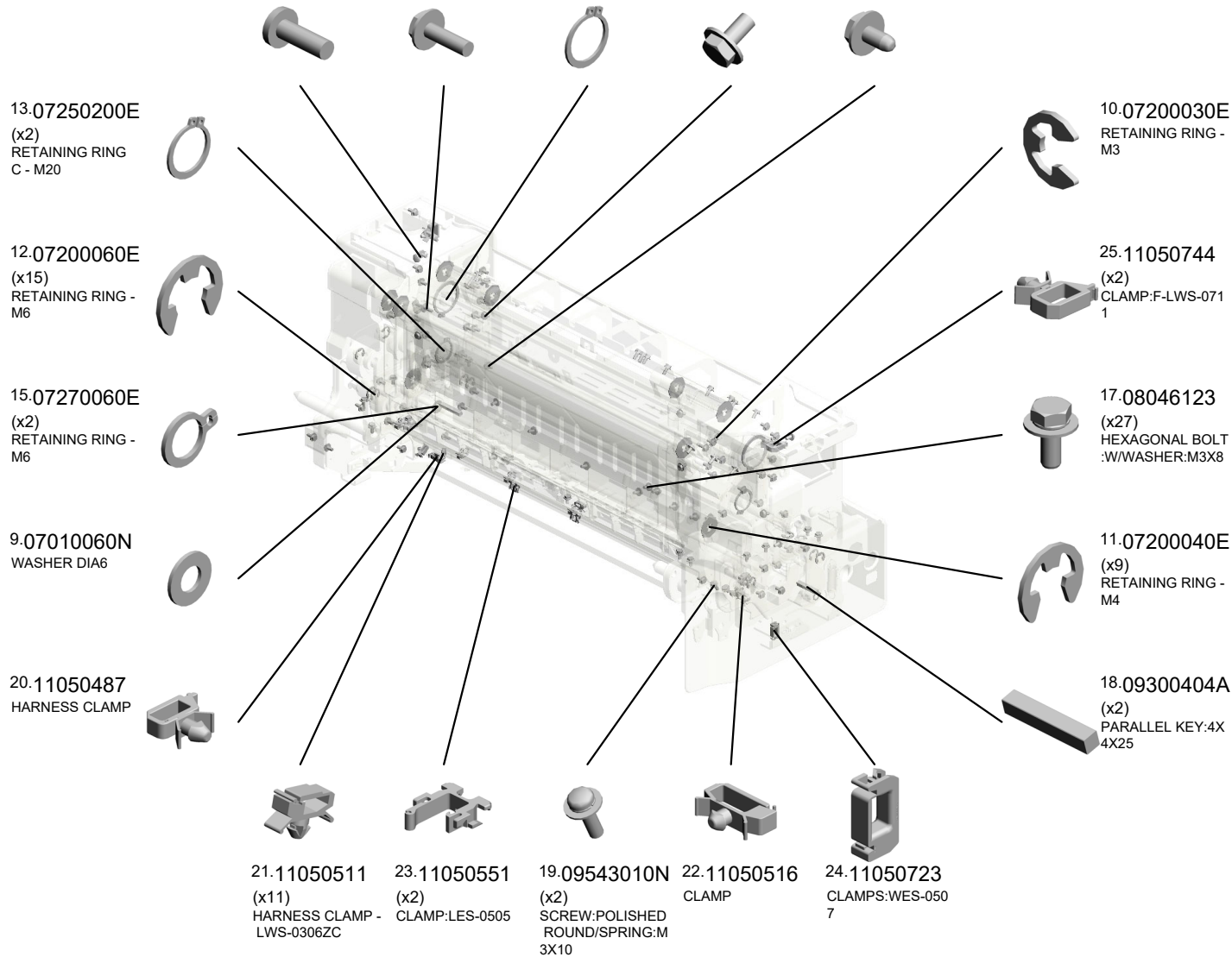
U001	U002	U003	U004	U005	U006	U007	U008	U009	U010	U011	U012	U013	U014	U015	U016	U017	U018	U019	U020	U021
------	------	------	------	------	------	------	------	------	------	------	------	------	------	------	------	------	------	------	------	------

U015\_S004  
(CHN/EU):FUSING UNIT:220V:ASS'Y

3.03540120N (x2) SCREW M4X12  
 5.03603010N (x2) SCREW:M3X10  
 14.07250300E (x2) RETAINING RING C - M30  
 4.03603006N (x73) SCREW - M3X6  
 7.04543006Q (x2) TAPPING SCREW - M3X6




194-D1794418  
 [A]  
 (CHN/EU):FUSING UNIT:220V:ASS'Y  
 201812-03 O/O





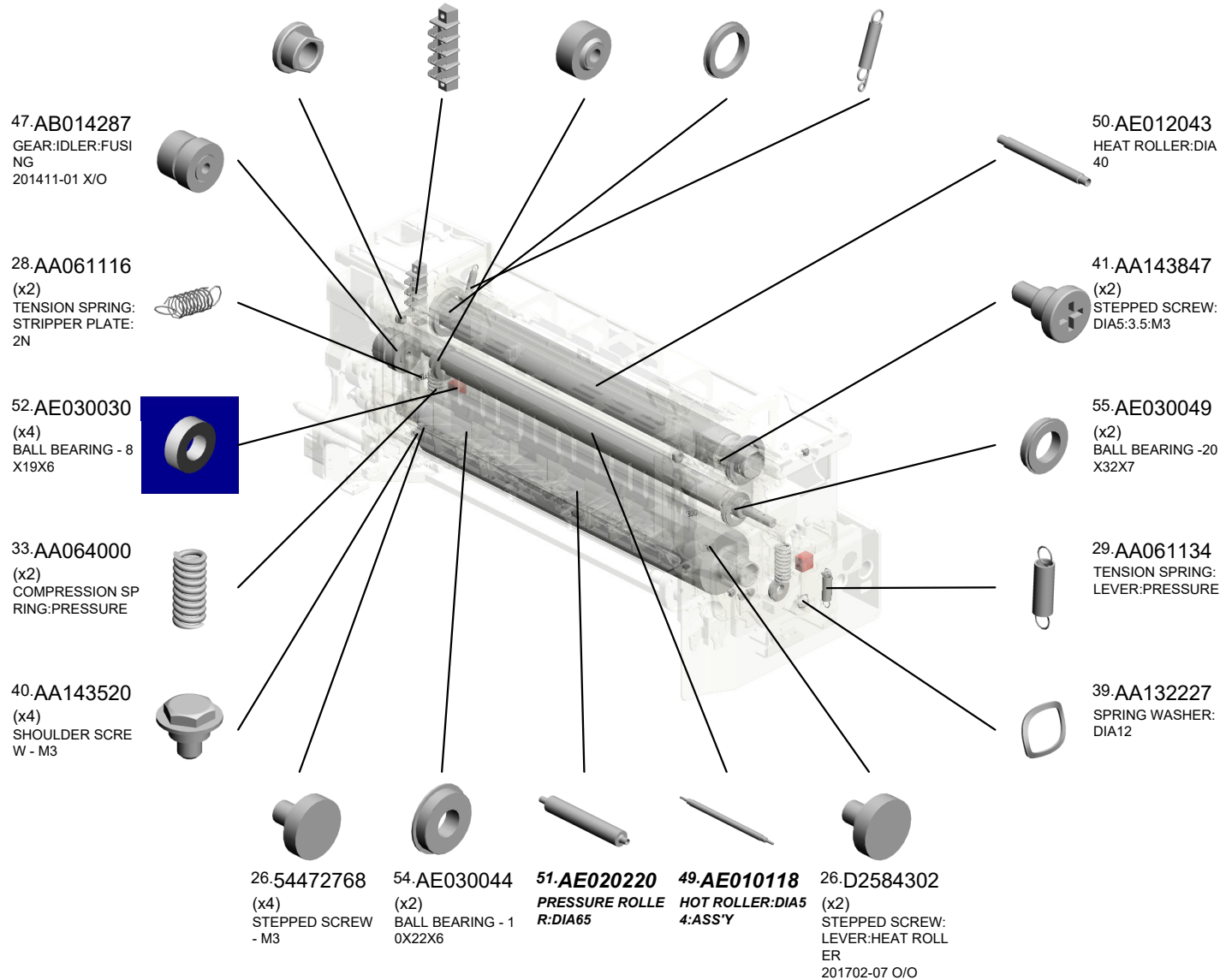
U015\_S004  
(CHN/EU):FUSING UNIT:220V:ASS'Y




194.D1794418

[A]  
(CHN/EU):FUSING  
UNIT:220V:ASS'Y  
201812-03 O/O

- 37.AA082101 (x2) BUSHING - 6X10X6
- 38.AA113037 TERMINAL:4P:187
- 48.BB013038 GEAR:HOT ROLLE R:ASS'Y 201411-02 X/O
- 53.AE030039 (x2) BALL BEARING
- 30.AA062352 (x2) TENSION SPRING: HEAT ROLLER



U015\_S004  
(CHN/EU):FUSING UNIT:220V:ASS'Y



194-D1794418

[A]  
(CHN/EU):FUSING  
UNIT:220V:ASS'Y  
201812-03 O/O

- 75.B1324197 TORSION SPRING: LEVER
- 78.D2704383 (x2) HOLDER:COIL SPRING:PRESSURE 201609-07 O/O
- 58.AE032031 (x2) THERMAL INSULATING BUSHING - 3 0MM
- 76.B1324265 (x5) ROLLER:PICK-OFF PAWL
- 85.D0144192 (x3) CLAMP:HARNESS

81.BB013028  
GEAR:IDLER:35Z:ASS'Y



83.BB013037  
GEAR:JOINT:PRESSURE:ASS'Y



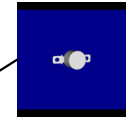
80.BB013025  
GEAR:PRESSURE ROLLER



56.AE030086  
(x2)  
RADIAL BALL BEARING:DIA25XDIA37 X7



82.BB013036  
GEAR:IDLER:25Z:ASS'Y



64.AW110052  
(x2)  
THERMOSTAT:211 C

71.AX450057  
(CHN/EU):HEATER:HEAT ROLLER:A:2 20V:1090/1000W:INFRARED

72.AX450058  
(CHN/EU):HEATER:HEAT ROLLER:B:2 20V:1150/900W:INFRARED


73.B1324167  
GRIP:OIL APPLICATION UNIT:FIBER

65.AW110122  
THERMOSTAT:225 C:250V/17A

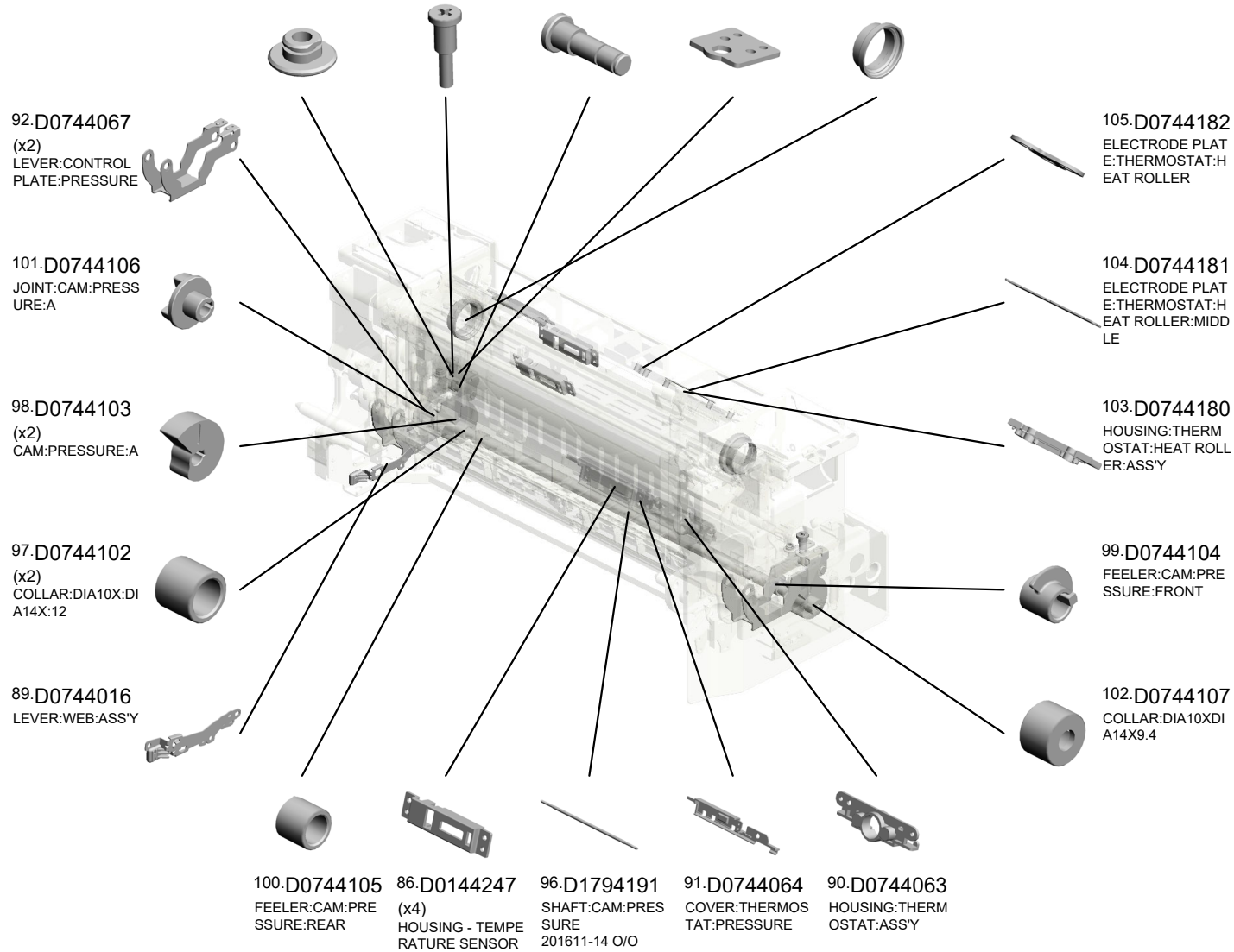
- 59.AE044075 (x5) STRIPPER PAWLS
- 77.B1324268 (x5) HOLDER:ROLLER: PICK-OFF PAWL
- 74.B1324196 (x5) SPRING:PICK-OFF PAWL
- 61.AW010147 (x3) PHOTO REFLECTION SENSOR
- 68.AX440359 (CHN/EU):HEATER:PRESSURE ROLLER:220V:800W:INFRARED

U015\_S004  
(CHN/EU):FUSING UNIT:220V:ASS'Y


- 88.D2704009 (x4) HOLDER:M5 201611-05 O/O
- 95.D0744072 (x2) STEPPED SCREW: M5
- 93.D2704068 (x2) SHAFT:RADIAL BALL BEARING:LEVER:PRESSURE 201610-06 O/O
- 94.D0744070 SUPPORTING PLATE:LEVER:PRESSURE
- 106.D0744185 (x2) RING:GUIDE:HEAT ROLLER:DIA40



194.D1794418  
[A]  
(CHN/EU):FUSING UNIT:220V:ASS'Y 201812-03 O/O



U015\_S004  
(CHN/EU):FUSING UNIT:220V:ASS'Y



194.D1794418  
[A]  
(CHN/EU):FUSING  
UNIT:220V:ASS'Y  
201812-03 O/O

109.D0744227 (x2) BOLT:M5:ROUND POINT  
137.D2704156 HOLDER:THERMISTOR:HEAT ROLLER 201703-01 O/O  
131.D1794072 BRACKET:FUSING ENTRANCE GUIDE PLATE:REAR  
134.D1794095 CLAMP:HARNESS:PRESSURE  
**107.D1794197** **FLAT BELT-FUSING G:DIABLO:SEAL** 201503-11 X/O

123.D1794037 SUPPORTING PLATE:LEVER:PRESSURE:REAR

128.D1794047 HOLDER:HEATER:PRESSURE:REAR

126.D1794042 LEVER:PRESSURE:REAR:OUTER

125.D1794040 LEVER:PRESSURE:REAR:INNER

136.D1794114 GUIDE PLATE:FUSING EXIT:LOWER 201512-01 O/O

135.D1794107 BRACKET:STRIPPER PAWLS:PRESSURE:PEEN 201601-01 X/O

133.D1794081 FUSING ENTRANCE GUIDE PLATE:LOWER

132.D1794076 BRACKET:THERMISTOR:PRESSURE

124.D1794038 LEVER:PRESSURE:FRONT:INNER

129.D1794048 HOLDER:HEATER:PRESSURE:FRONT

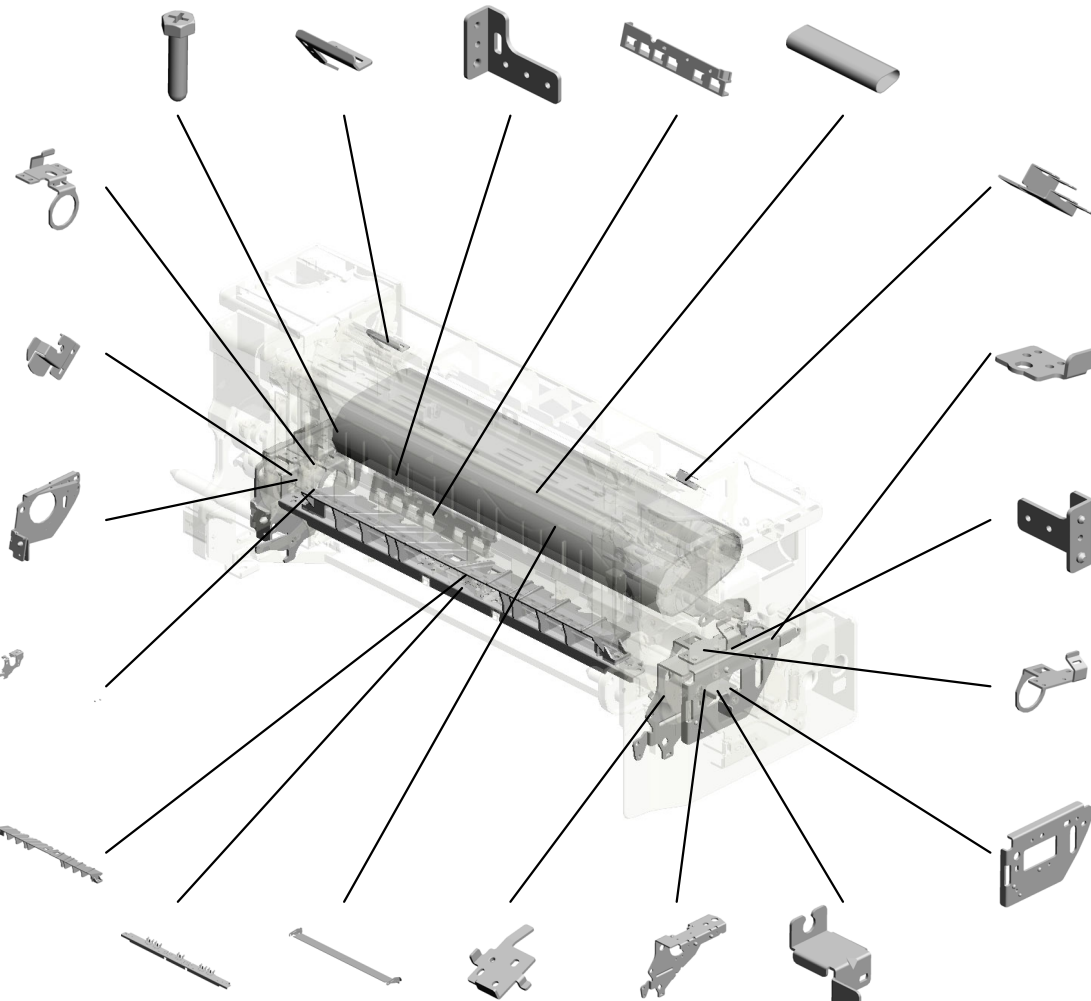
138.D1794170 TAB:TERMINAL:187:4P

121.D1794028 SUPPORTING PLATE:LEVER:PRESSURE:FRONT

130.D1794071 BRACKET:FUSING ENTRANCE GUIDE PLATE:FRONT


122.D1794036 SUPPORTING PLATE:LEVER:PRESSURE:FRONT

127.D1794044 LEVER:PRESSURE:FRONT:OUTER



U015\_S004  
(CHN/EU):FUSING UNIT:220V:ASS'Y

- 146.D1794224 LEVER:PAPER EXIT UNIT:REAR
- 139.D1794180 HOLDER:HEATER:HEAT ROLLER:REAR
- 142.D1794213 BRACKET:DRAWER:UPPER
- 183.D1794147 SUPPORTING PLATE:SIDE PLATE:FUSING:REAR
- 141.D1794182 DISCHARGE BRUSH:HEAT ROLLER



194.D1794418  
[A]  
(CHN/EU):FUSING UNIT:220V:ASS'Y  
201812-03 O/O

186.AA082115  
PLAIN SHAFT BEARING:5X10X5



150.D1794235  
(x2)  
TENSION SPRING:FUSING/PAPER EXIT UNIT



147.D1794228  
(x2)  
SUPPORTER:GUIDE PLATE:FUSING EXIT:UPPER



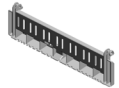
144.D1794217  
BRACKET:DRAWER:LOWER:AUXILIARY



143.D1794216  
BRACKET:DRAWER:LOWER



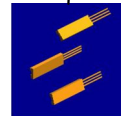
154.D1794255  
GUIDE PLATE:FUSING EXIT:UPPER:ASS'Y



149.D1794232  
SHAFT:FUSING/PAPER EXIT UNIT



181.D1795381  
TEMPERATURE SENSOR:FUSING UNIT:UPPER:19PIN



177.D1794109  
(x2)  
ADJUSTING PIN:DISCHARGE BRUSH



178.D1794113  
(x2)  
DISCHARGE BRUSH:H:21MM



160.D1794279  
COVER:FUSING/PAPER EXIT UNIT:ASS'Y  
201507-05 X/O



148.D1794231  
STOPPER:LEVER:FUSING/PAPER EXIT UNIT



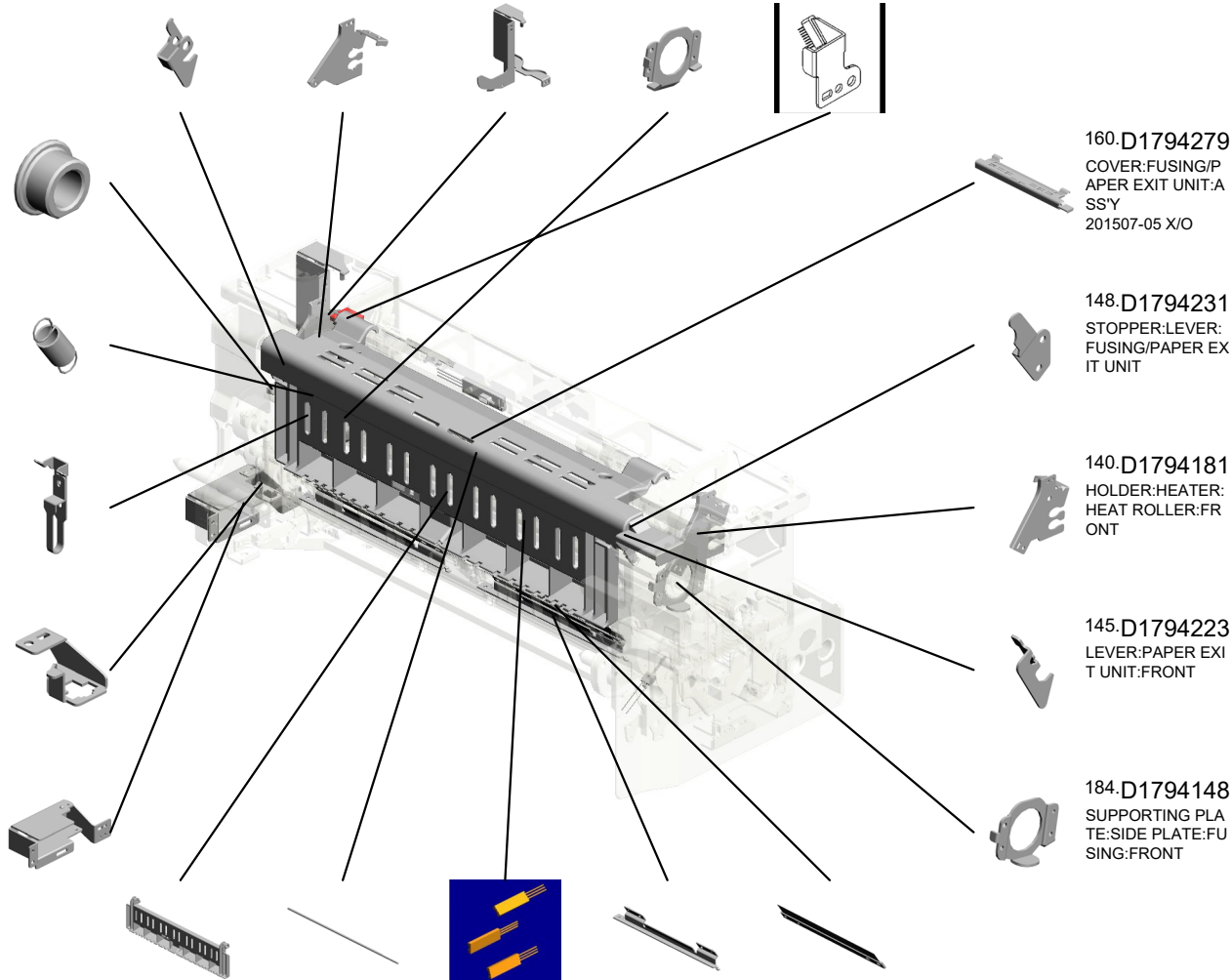
140.D1794181  
HOLDER:HEATER:HEAT ROLLER:FRONT



145.D1794223  
LEVER:PAPER EXIT UNIT:FRONT



184.D1794148  
SUPPORTING PLATE:SIDE PLATE:FUSING:FRONT




U015\_S004  
(CHN/EU):FUSING UNIT:220V:ASS'Y

198.D2704237 TORSION SPRING:  
FUSING/PAPER EX  
IT UNIT:REAR  
202306-02 O/O

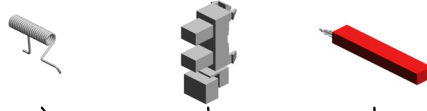
196.GW020024 (x2)  
PHOTOINTERRUP  
TOR:LG2A24BL1:G  
F  
201902-07 O/O

192.D2704239 STRIPPER PLATE:  
ASS'Y  
201810-02 X/X



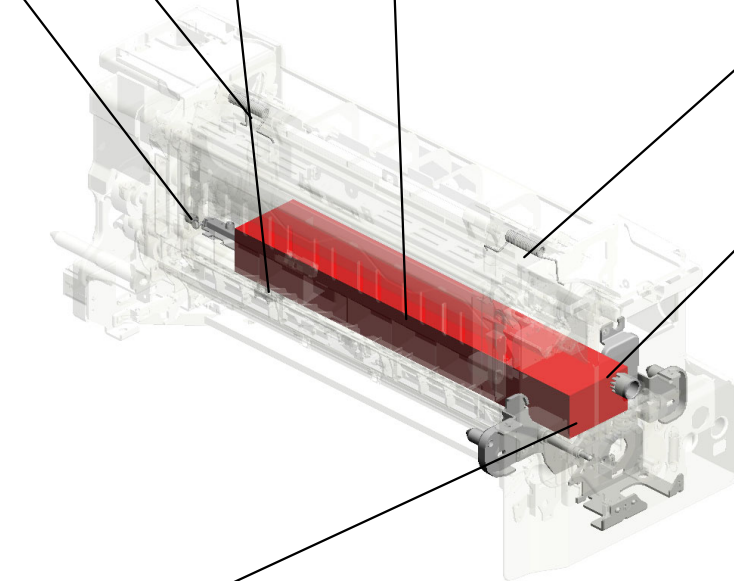
194.D1794418  
[A]  
(CHN/EU):FUSING  
UNIT:220V:ASS'Y  
201812-03 O/O

191.07330610  
(x2)  
BUSHING:DIA6X10  
201810-01 X/X



197.D2704236 TORSION SPRING:  
FUSING/PAPER EX  
IT UNIT:FRONT  
202003-04 O/O

187.D0A53995 JOINT:KNOB:FUSI  
NG  
201712-02 O/O



190.D1794055  
SIDE PLATE:PRES  
SURE:FRONT:PEE  
N




D1794018  
[A]  
(CHN/EU):FUSING  
UNIT:220V:ASS'Y  
201812-03 O/O

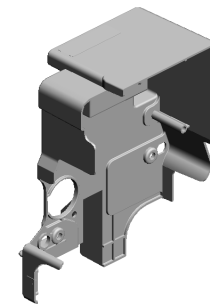
U001	U002	U003	U004	U005	U006	U007	U008	U009	U010	U011	U012	U013	U014	U015	U016	U017	U018	U019	U020	U021
------	------	------	------	------	------	------	------	------	------	------	------	------	------	------	------	------	------	------	------	------

U015\_S004\_S001  
COVER:FUSING UNIT:REAR:ASS'Y

159.D1794278  
DECAL:FUSING UN  
IT:TCRU



117.D0746497  
DECAL:POSITIONI  
NG DISPLAY:TCRU




155.D1794271  
COVER:FUSING U  
NIT:REAR:ASS'Y

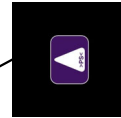
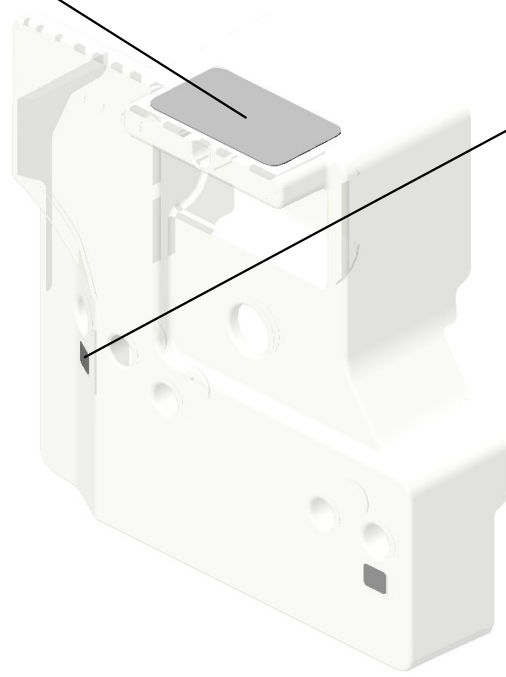
U001	U002	U003	U004	U005	U006	U007	U008	U009	U010	U011	U012	U013	U014	U015	U016	U017	U018	U019	U020	U021
------	------	------	------	------	------	------	------	------	------	------	------	------	------	------	------	------	------	------	------	------

U015\_S004\_S002  
COVER:FUSING UNIT:FRONT:ASS'Y

114.D0744336  
DECAL:WARNING (REMOVAL AND INSTALLATION);FUSING



156.D1794273  
COVER:FUSING UNIT:FRONT:ASSY



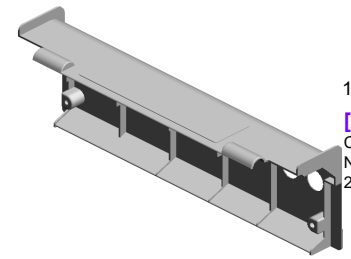
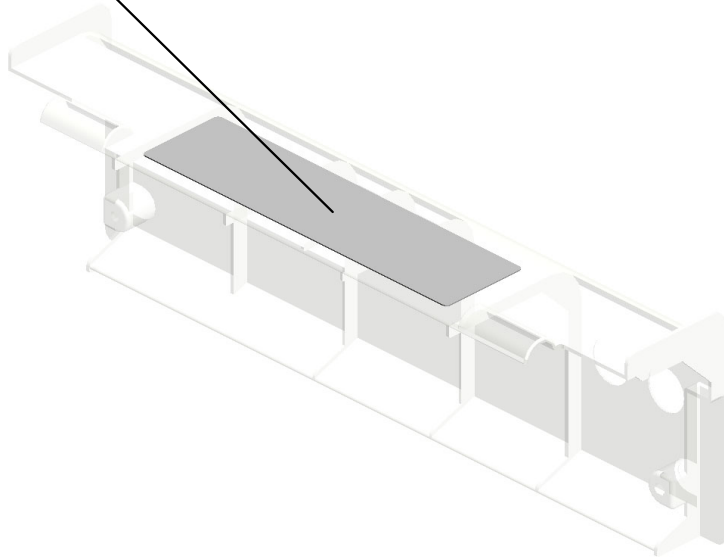
87.D0743829  
(x2)  
DECAL:POSITIONING DISPLAY:TCRU

U001	U002	U003	U004	U005	U006	U007	U008	U009	U010	U011	U012	U013	U014	U015	U016	U017	U018	U019	U020	U021
------	------	------	------	------	------	------	------	------	------	------	------	------	------	------	------	------	------	------	------	------



U015\_S004\_S003  
COVER:FUSING UNIT:UPPER:ASS'Y

189.D2704277  
DECAL:H-TEMP W  
ARNING:FUSING  
201807-10 O/O



195.D1794285  
[A]  
COVER:FUSING U  
NIT:UPPER:ASS'Y  
201901-03 X/X




D1794275  
[A]  
COVER:FUSING U  
NIT:UPPER:ASS'Y  
201901-03 X/X

U001	U002	U003	U004	U005	U006	U007	U008	U009	U010	U011	U012	U013	U014	U015	U016	U017	U018	U019	U020	U021
------	------	------	------	------	------	------	------	------	------	------	------	------	------	------	------	------	------	------	------	------

U015\_S004\_S004  
 DRIVE UNIT:WEB:CLEANING:ASS'Y

27.A2944171 46.AB014229  
 (x4) (x4)  
 COUPLED GEAR - 17Z/32Z COUPLEGEAR - 17Z/32Z



176.D1794290  
 DRIVE UNIT:WEB:  
 CLEANING:ASS'Y

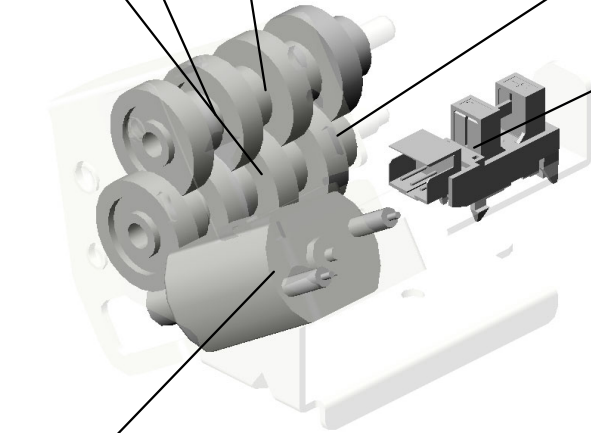
57.AE031037  
 (x4)  
 BUSHING - M4



10.07200030E  
 (x2)  
 RETAINING RING - M3



196.GW020024  
 PHOTOINTERRUP  
 TOR:LG2A24BL1:G  
 F  
 201902-07 O/O



66.AX040167  
 DC MOTOR:CLEAN  
 ER:ASS'Y


U001	U002	U003	U004	U005	U006	U007	U008	U009	U010	U011	U012	U013	U014	U015	U016	U017	U018	U019	U020	U021
------	------	------	------	------	------	------	------	------	------	------	------	------	------	------	------	------	------	------	------	------

# U016.PAPER EXIT

U016 S003  
D1794787  
GUIDE PLATE:REVERSE EXI  
T:ASSY


U016 S001  
D1794743  
GRIP:GUIDE PLATE:EXIT:UP  
PER

U016 S002  
D1794823  
GUIDE PLATE:REVERSE EXI  
T:LEFT LOWER:ASS'Y



U001	U002	U003	U004	U005	U006	U007	U008	U009	U010	U011	U012	U013	U014	U015	U016	U017	U018	U019	U020	U021
------	------	------	------	------	------	------	------	------	------	------	------	------	------	------	------	------	------	------	------	------

# U016 PAPER EXIT



- 8.04503008N (x3) TAPPING SCREW - M3X8
- 12.04544006Q (x5) TAPPING SCREW: 4X6
- 16.07433808 (x9) RADIAL BALL BEA RING: DIA8XDIA16X 5
- 15.07200060E (x18) RETAINING RING - M6
- 10.04533006N (x4) TAPPING SCREW - M3X6

- 13.07200030E (x2) RETAINING RING - M3

- 3.03603006N (x15) SCREW - M3X6

- 19.11050516 (x8) CLAMP

- 6.03604008N (x4) SCREW - M4X8

- 11.04543006Q (x20) TAPPING SCREW - M3X6

- 20.11050692 (x2) CLAMP: LES-0503

- 21.AA043323 TIMING BELT: 40S2 M120


- 4.03603008N (x2) SCREW: M3X8

- 7.03604010N (x4) SCREW: M4X10

- 5.03604006N (x4) SCREW - M4X6

- 23.AA043652 TIMING BELT - B60 S2M130
- 14.07200040E (x15) RETAINING RING - M4
- 2.03530060N (x2) BIND SCREW - M3 X6
- 9.04513006N (x34) TAPPING SCREW - 3X6
- 18.11050511 (x13) HARNESS CLAMP - LWS-0306ZC

# U016 PAPER EXIT



- 43.AB030081 PULLEY - 20Z
- 32.AA080346 (x2) BUSHING:FLANGE TYPE:DIA6
- 33.AA082101 (x6) BUSHING - 6X10X6
- 25.AA043695 SYNCHRONOUS BELT:60DS3M534
- 46.AF022182 (x3) TRANSPORT ROLLER:DRIVEN:DIA17.5X2

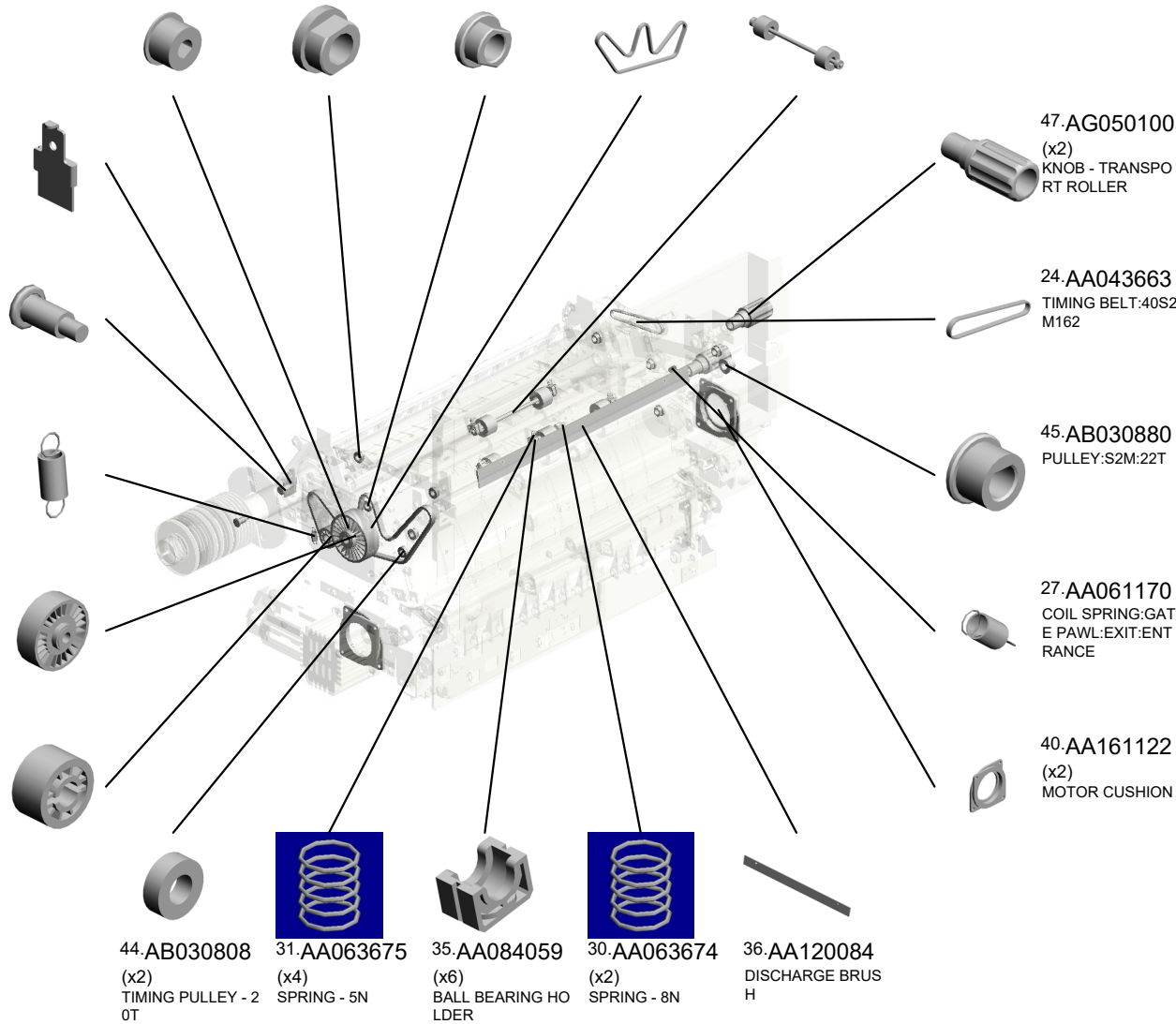
37.AA120097  
ANTISTATIC BRUSH

39.AA143444  
(x2)  
STEPPED SCREW


26.AA061139  
TENSION SPRING:  
EXIT:TENSIONER

42.AB017855  
GEAR:IDLER:DRIVE:  
EXIT:101Z

41.AB010210  
GEAR:DRIVE:EXIT:  
41Z



# U016 PAPER EXIT



- 63.D0744698 (x2) LEVER:LOCK:GUIDE PLATE
- 69.D1794550 BRACKET:DRIVE:EXIT
- 60.D1793960 TRANSPORT ROLLER:HEAT PIPE:DIA 30.4:ASS'Y 201412-03 O/O
- 66.D1794537 GUIDE PLATE:COOLING UNIT:ENTRANCE
- 65.D1794535 DRIVE ROLLER:COOLING UNIT:EXIT

- 67.D1794538 BRACKET:CAP:HEAT PIPE:UPPER

- 54.B2344258 (x2) CAP:HEAT PIPE

- 68.D1794539 BRACKET:CAP:HEAT PIPE:LOWER

- 52.AX060454 DC BRUSHLESS MOTOR:EXIT:21W

- 70.D1794553 SHAFT:DRIVE:EXIT:PRESS FIT

- 55.B2344460 DISCHARGE BRUSH - L=341 SUS

- 62.D1944658 SHEET:HANDLE:LOCK:ASS'Y 201501-01 O/O

- 48.AW010200 PAPER FEED SENSOR:FUSING EXIT

- 64.D0931266 DECAL:WARNING (HIGH TEMPERATURE):LENGTHWISE

- 53.B1253659 (x2) CUSHION:SWIVEL:STOPPER

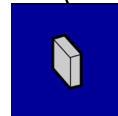
- 51.AX060333 (x2) STEPPER MOTOR DC2.4V 13W

- 59.D0743173 (x3) TIMING PULLEY:S2 M:25T

- 57.D0464655 TIMING BELT:S2M1 80


- 50.AX040157 (x2) STEPPER MOTOR DC1.68V 6.7W

- 58.D0742632 (x2) BRACKET:DC STEPPER MOTOR:MM 56:CAM



# U016 PAPER EXIT

- 76.D1794742 SHAFT:GUIDE PLATE:EXIT:UPPER:OPEN AND CLOSE
- 100.D1794811 SHAFT:GATE PAWL:EXIT:REVERSE
- 74.D1794731 GUIDE PLATE:EXIT:UPPER:SUB-ASS'Y
- 93.D1794785 GUIDE PLATE:EXIT:MIDDLE
- 101.D1794813 (x2) BRACKET:DC STEPPER MOTOR:ON-OFF



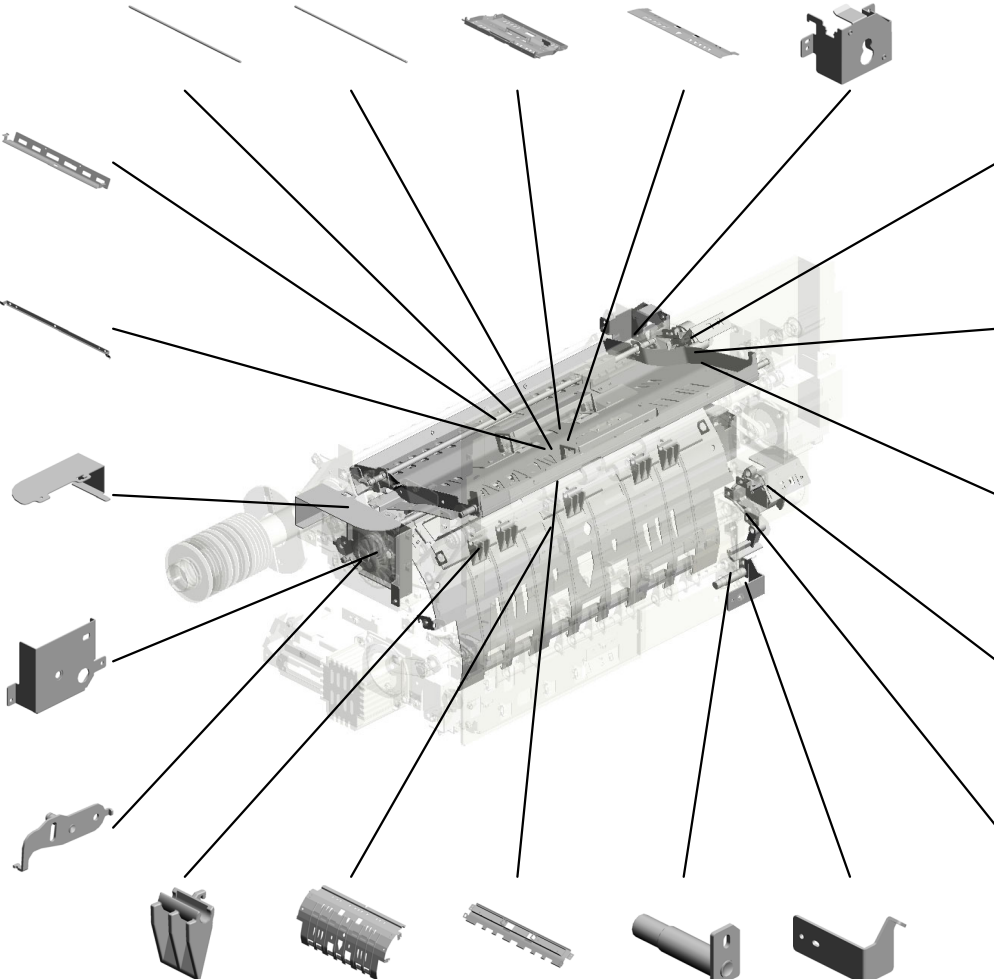
- 75.D1794740 GUIDE PLATE:EXIT:UPPER:ENTRANCE

- 99.D1794810 PLATE:GATE PAWL:EXIT:REVERSE

- 73.D1794568 COVER:DC BRUSHLESS MOTOR:EXIT 201512-03 O/O

- 71.D1794555 BRACKET:DRIVE:EXIT:HOLDER

- 72.D1794556 BRACKET:TENSIONER:EXIT



- 103.D1794820 (x2) CAM:ON-OFF

- 102.D1794816 BRACKET:CAM:GATE PAWL

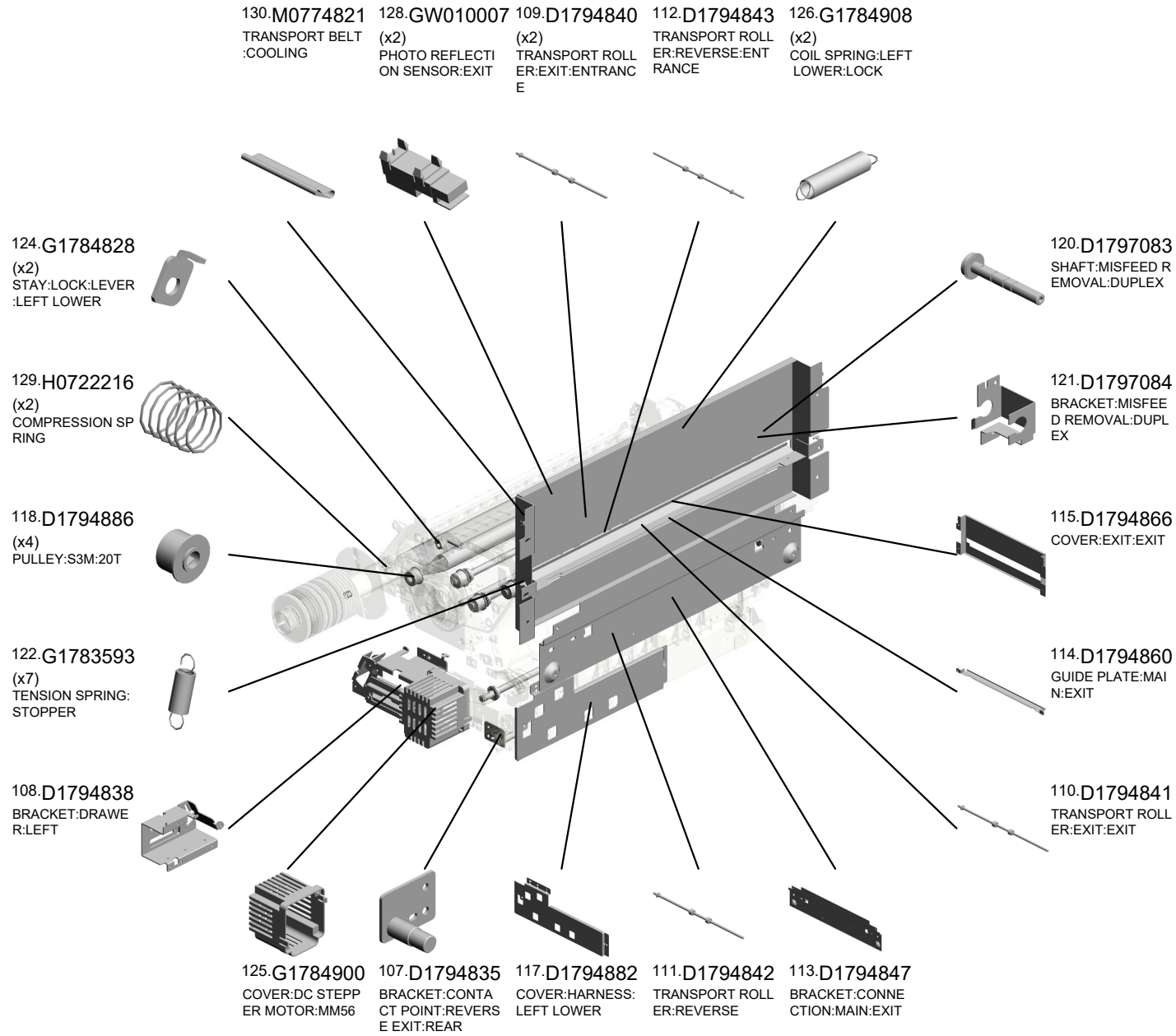

- 104.D1794821 LINK:GATE PAWL:EXIT:ENTRANCE

- 78.D2704746 BRACKET:CAM:ON-OFF 201703-03 O/O

- 105.D1794822 LINK:ON-OFF:REVERSE EXIT:CAM

- 97.D1794801 (x5) GATE PAWL:REVERSE
- 92.D1794784 GUIDE PLATE:REVERSE:LOWER
- 95.D1794796 GUIDE PLATE:REVERSE:UPPER
- 106.D1794830 BRACKET:CONTACT POINT:REVERSE EXIT:FRONT
- 80.D1794754 STOPPER:GUIDE PLATE:REVERSE EXIT:LEFT LOWER


# U016 PAPER EXIT





# U016 PAPER EXIT

139.M0B14675 143.D1794533 141.07200080E  
 GATE PAWL:EXIT: (x4) RETAINING RING -  
 REVERSE DRIVE ROLLER:CO M8  
 201802-03 O/O OLING UNIT:ENTR  
 ANCE



140.06230160E  
 (x4)  
 SPRING PIN - 3X16  
 MM



142.D1794531  
 SHAFT:COOLING U  
 NIT:ENTRANCE



146.GW020024  
 (x2)  
 PHOTOINTERRUP  
 TOR:LG2A24BL1:G  
 F  
 201902-07 O/O



147.AA043731  
 TIMING BELT:40S2  
 M184  
 202003-01 O/O


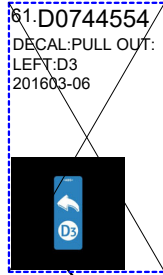


136.D1797199  
 GATE PAWL:REVE  
 RSE:MIDDLE:FRO  
 NT  
 201509-05


135.D1797198 144.D2704800  
 GATE PAWL:REVE SHAFT:GATE PAW  
 RSE:MIDDLE:INNE L:REVERSE  
 R BACK 201805-07 O/O  
 201509-04



U016\_S001  
GRIP:GUIDE PLATE:EXIT:UPPER



77.D1794743  
GRIP:GUIDE PLAT  
E:EXIT:UPPER




U001	U002	U003	U004	U005	U006	U007	U008	U009	U010	U011	U012	U013	U014	U015	U016	U017	U018	U019	U020	U021
------	------	------	------	------	------	------	------	------	------	------	------	------	------	------	------	------	------	------	------	------

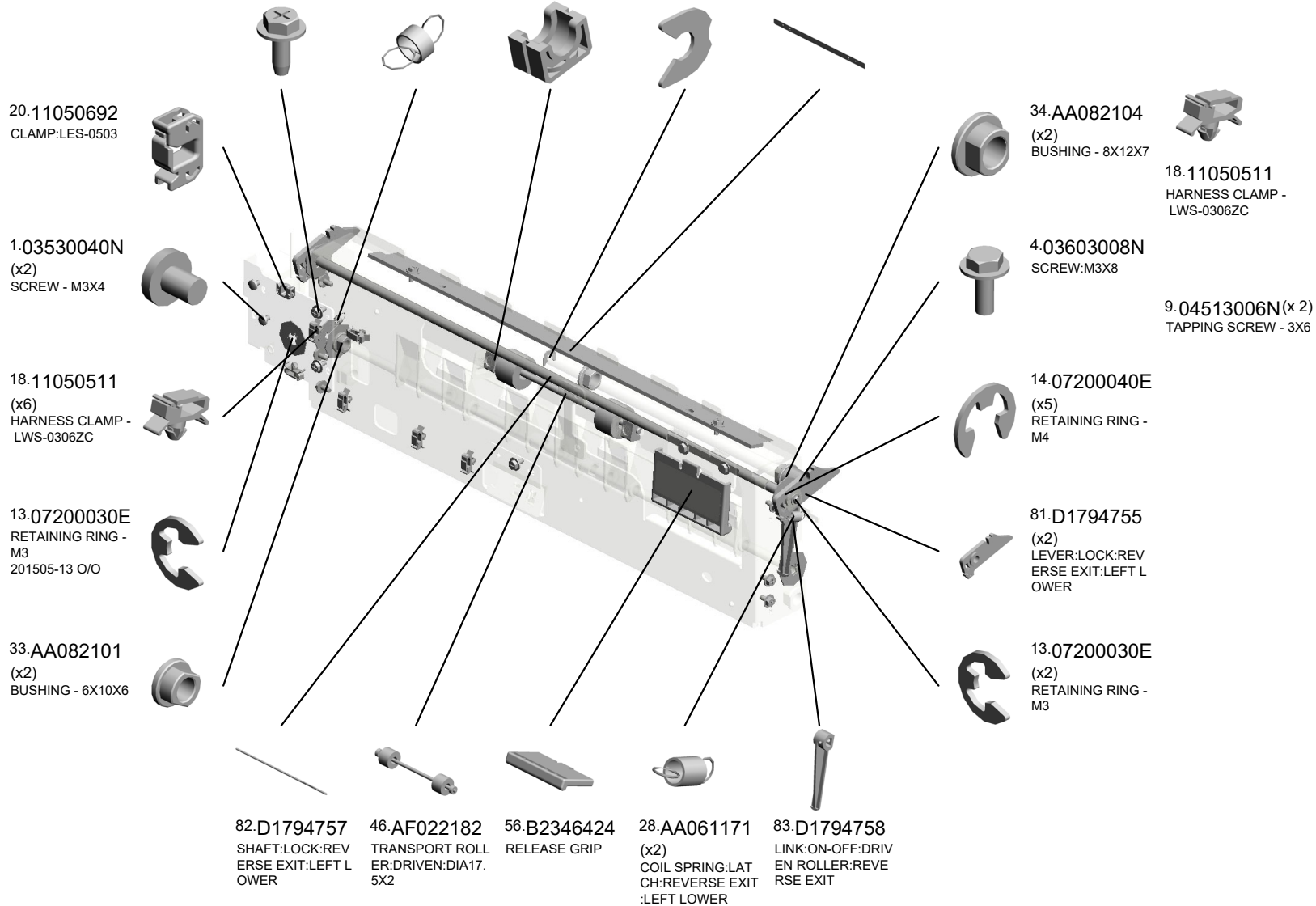
U016\_S002

GUIDE PLATE:REVERSE EXIT:LEFT LOWER:ASS'Y

- 9.04513006N (x13) TAPPING SCREW - 3X6
- 29.AA061172 COIL SPRING:GATE PAWL:EXIT:DUPLEX
- 35.AA084059 (x2) BALL BEARING HOLDER
- 17.08050089 RETAINING RING - M4
- 38.AA120150 DISCHARGE BRUSH:REVERSE:17MM 201611-07 O/O




133.D1794823  
**[A]**  
 GUIDE PLATE:REVERSE EXIT:LEFT LOWER:ASS'Y  
 201611-01 X/O



GUIDE PLATE:REVERSE EXIT:LEFT LOWER:ASS'Y

- 123.G1784822 (x2) SPRING:PRESSURE:0.8N:DIA0.65
- 89.D1794824 GUIDE PLATE:REVERSE EXIT:LEFT LOWER:PEEN 201603-01 X/X
- 88.D2704768 GATE PAWL:SWITCHBACK 201705-03 X/O
- 127.G1787453 ARM:ON-OFF:TRANSPORT ROLLER

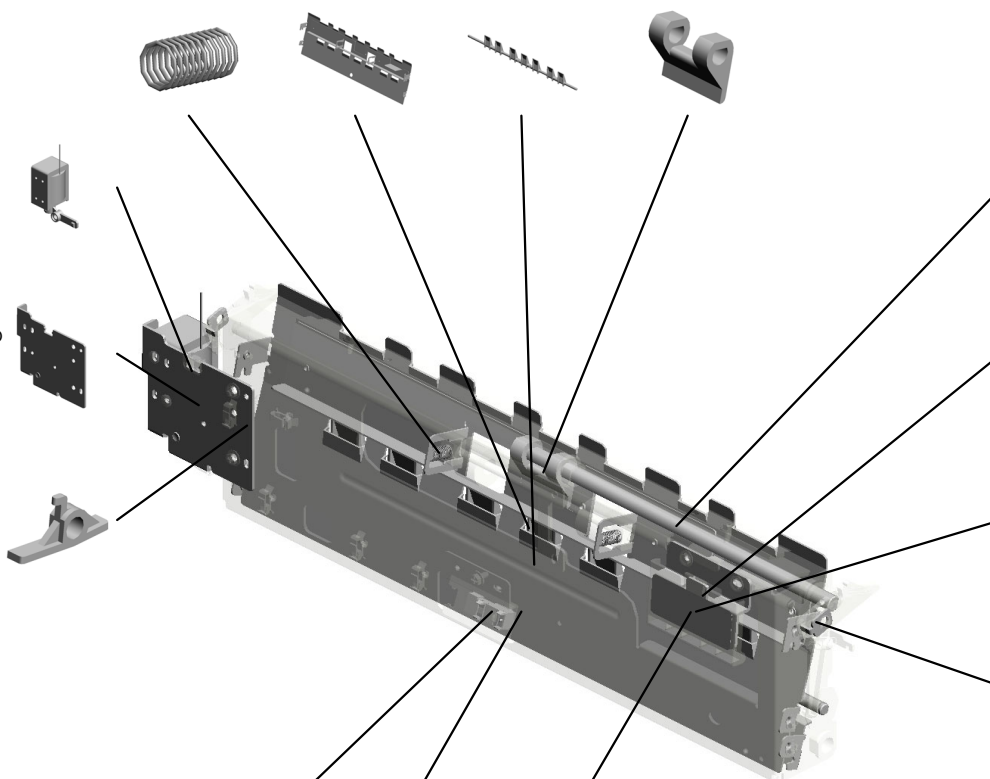


- 133.D1794823 [A] GUIDE PLATE:REVERSE EXIT:LEFT LOWER:ASS'Y 201611-01 X/O

- 86.D1794764 DC SOLENOID:GATE PAWL:SWITCHBACK

- 85.D1794761 BRACKET:SOLENOID:GATE PAWL:SWITCHBACK

- 87.D1794766 LINK:GATE PAWL:SWITCHBACK




- 84.D1794759 SHAFT:ON-OFF:DRIVEN ROLLER:REVERSE EXIT

- 145.D2704753 PLATE:HANDLE:GUIDE:OPEN AND CLOSE 201902-01 O/O

- 91.D1794783 GRIP:GUIDE PLATE:EXIT:REVERSE 201710-01 O/O

- 124.G1784828 (x2) STAY:LOCK:LEVER:LEFT LOWER

- 128.GW010007 PHOTO REFLECTION SENSOR:EXIT
- 90.D1794827 GUIDE PLATE:REVERSE EXIT:LEFT LOWER:MIDDLE 201603-02 X/X
- 116.D1794872 DECAL:PULL OUT:LEFT LOWER:D4



- D1794750 [A] GUIDE PLATE:REVERSE EXIT:LEFT LOWER:ASS'Y 201611-01 X/O

U016\_S003  
GUIDE PLATE:REVERSE EXIT:ASS'Y



30.AA063674 (x2)  
SPRING - 8N

46.AF022182  
TRANSPORT ROLLER:DRIVEN:DIA17.5X2

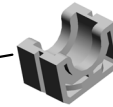


94.D1794787  
GUIDE PLATE:REVERSE EXIT:ASSY

119.D1794887  
(x2)  
SHEET:TRANSPORT:REVERSE EXIT:EXIT



9.04513006N  
(x4)  
TAPPING SCREW - 3X6




35.AA084059  
(x2)  
BALL BEARING HOLDER



U001	U002	U003	U004	U005	U006	U007	U008	U009	U010	U011	U012	U013	U014	U015	U016	U017	U018	U019	U020	U021
------	------	------	------	------	------	------	------	------	------	------	------	------	------	------	------	------	------	------	------	------

# U017.DUPLEX


U017 S001  
D1797103  
DRUM STAY:RECEIVING SU  
B-UNIT:REVERSE



U001	U002	U003	U004	U005	U006	U007	U008	U009	U010	U011	U012	U013	U014	U015	U016	U017	U018	U019	U020	U021
------	------	------	------	------	------	------	------	------	------	------	------	------	------	------	------	------	------	------	------	------

# U017 DUPLEX

- 15.11050692 (x5) CLAMP:LES-0503
- 4.03604010N (x6) SCREW:M4X10
- 20.AA043293 TIMING BELT - 40S 2M268G
- 6.04504008N (x18) TAPPING SCREW - M4X8
- 11.07200060E (x25) RETAINING RING - M6



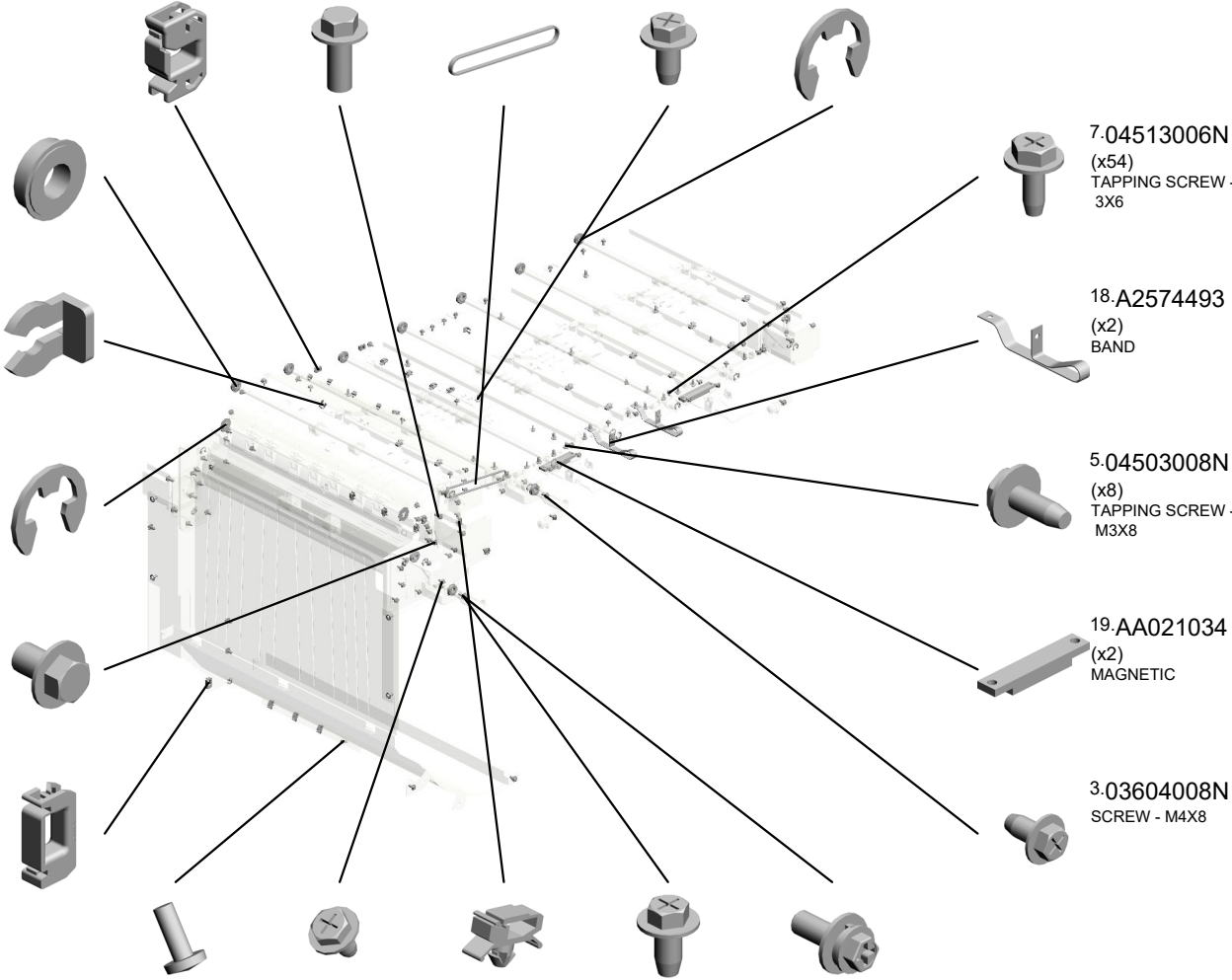
- 12.07433808 (x10) RADIAL BALL BEARING: DIA8XDIA16X5

- 17.54472681 (x2) SNAP RING

- 10.07200040E (x2) RETAINING RING - M4

- 2.03604006N (x6) SCREW - M4X6

- 16.11050723 CLAMPS:WES-0507



- 1.03530100N SCREW-M3X10
- 9.04543008Q (x20) TAPPING SCREW: 3X8
- 14.11050511 (x27) HARNESS CLAMP - LWS-0306ZC
- 8.04514008N (x13) TAPPING SCREW: 4X8
- 13.08010237 HEXAGONAL BOLT :DOUBLE SCREW: M4X12

- 7.04513006N (x54) TAPPING SCREW - 3X6

- 18.A2574493 (x2) BAND


- 5.04503008N (x8) TAPPING SCREW - M3X8

- 19.AA021034 (x2) MAGNETIC

- 3.03604008N SCREW - M4X8

# U017 DUPLEX

- 32.AF022182 (x8) TRANSPORT ROLLER:DRIVEN:DIA17.5X2
- 30.AB030842 (x2) TIMING PULLEY:S2 M:30T
- 29.AA161122 (x3) MOTOR CUSHION
- 31.AF022067 (x4) GUIDE STOPPER ROLLER
- 24.AA063674 (x8) SPRING - 8N



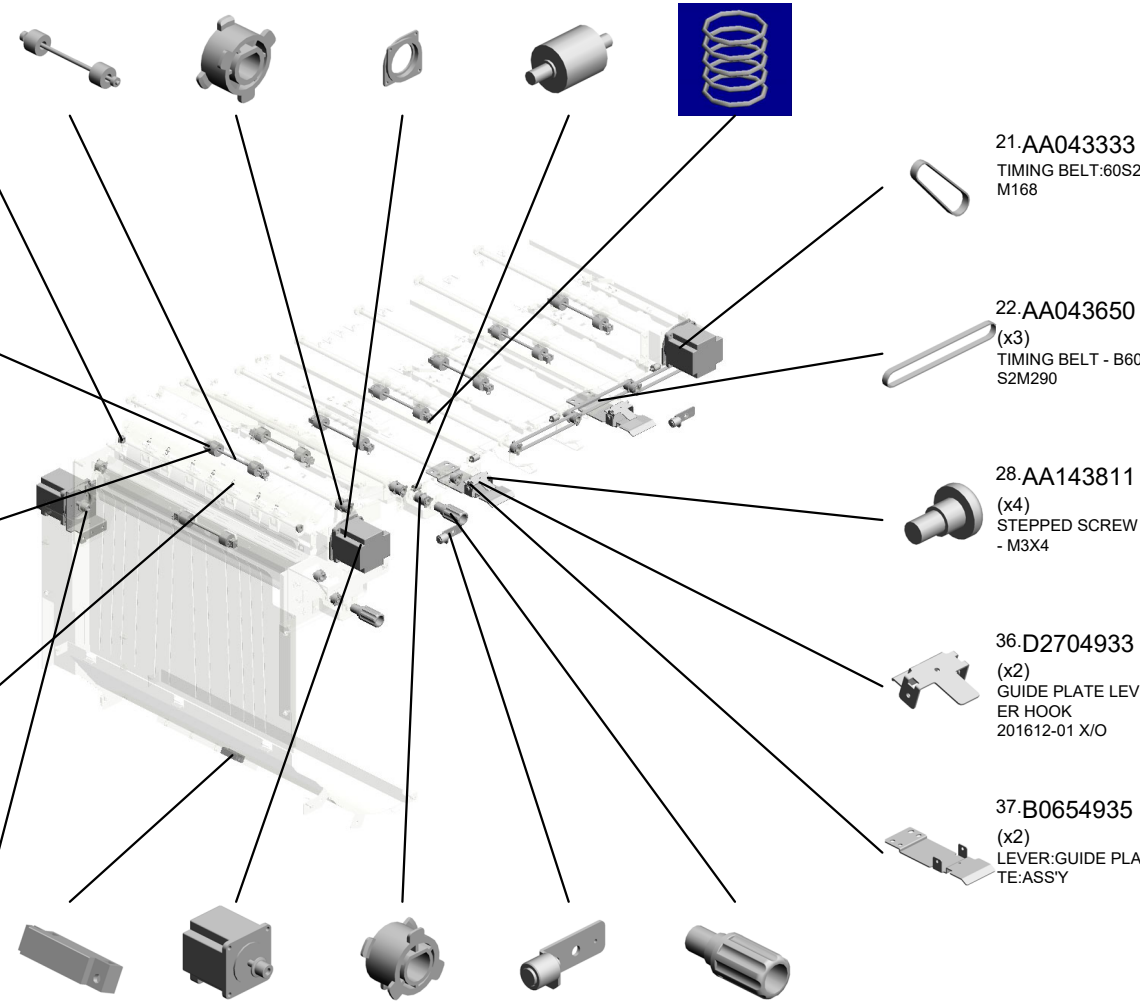
- 26.AA080346 (x2) BUSHING:FLANGE TYPE:DIA6

- 27.AA084059 (x16) BALL BEARING HOLDER

- 25.AA063675 (x8) SPRING - 5N

- 23.AA061173 (x7) COIL SPRING:GATE PAWL:DUPLEX:ENTRANCE

- 38.D0742632 BRACKET:DC STEPPER MOTOR:MM56:CAM



- 21.AA043333 TIMING BELT:60S2 M168

- 22.AA043650 (x3) TIMING BELT - B60 S2M290

- 28.AA143811 (x4) STEPPED SCREW - M3X4


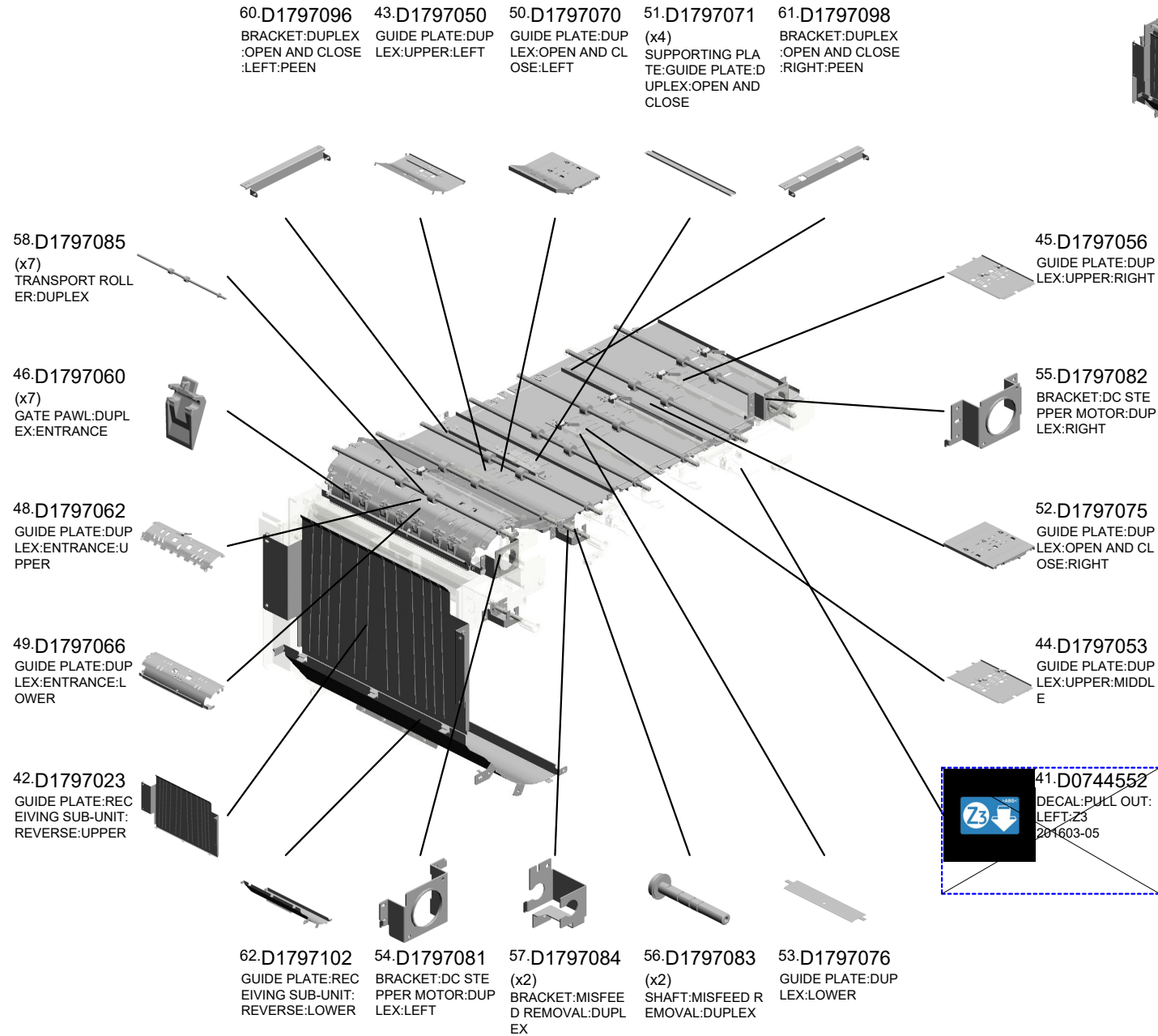
- 36.D2704933 (x2) GUIDE PLATE LEVER HOOK 201612-01 X/O

- 37.B0654935 (x2) LEVER:GUIDE PLATE:ASSY

- 34.AW010127 PAPER FEED SENSOR
- 35.AX040157 (x3) STEPPER MOTOR DC1.68V 6.7W
- 40.D0743173 (x15) TIMING PULLEY:S2 M:25T
- 39.D0743047 (x2) BRACKET:HOLDER:DUPLEX:ASSY
- 33.AG050100 (x2) KNOB - TRANSPORT ROLLER




# U017 DUPLEX



# U017 DUPLEX

- 83.D2707061  
SHAFT:GATE PAW  
L:DUPLEX:ENTRA  
NCE  
201805-09 O/O
- 78.GW010007  
(x8)  
PHOTO REFLECTI  
ON SENSOR:EXIT
- 69.D5163823  
TIMING BELT:60S2  
M146
- 74.G1784890  
(x4)  
SPRING PLATE:DU  
PLEX:GUIDE:LOW  
ER
- 75.G1784895  
(x4)  
SHEET:DUPLEX:S  
PRING PLATE



- 86.D0BX7114  
GUIDE PLATE:REV  
ERSE:DUPLEX:DRI  
VE  
201808-05 O/O

- 67.D1797120  
TRANSPORT ROLL  
ER:REVERSE:DUP  
LEX

- 85.D0BX7118  
GUIDE PLATE:REV  
ERSE:DUPLEX:LEF  
T  
201807-07 O/O

- 84.D0BX7116  
GUIDE PLATE:REV  
ERSE:DUPLEX:DRI  
VEN:PEEN  
201807-06 O/O

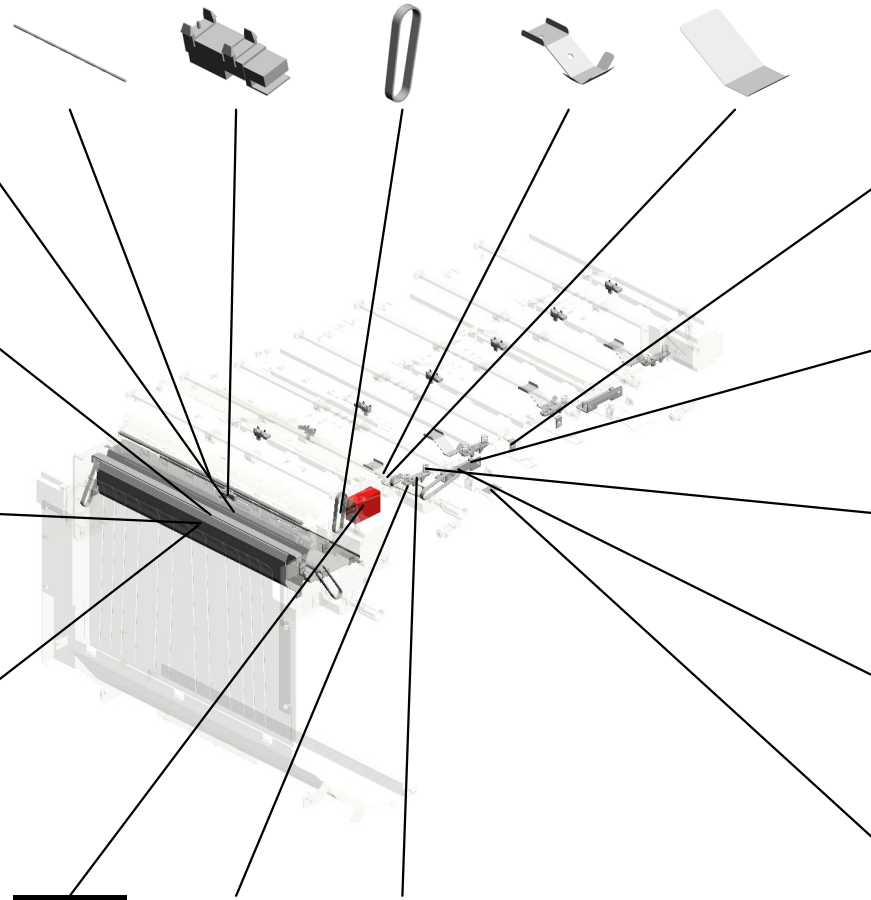
- 77.G1787618  
(x2)  
PLATE:FIX:BAND

- 76.G1784916  
(x4)  
SCREW:ROUND P  
OINT

- 73.G1784817  
(x8)  
SPRING:PRESSUR  
E:ROLLER:DUPLE  
X

- 88.D2704670  
(x2)  
BRACKET:MAGNE  
T CATCH:DUPLEX  
202003-05 O/O

- 87.D1797649  
DECAL:MULTI-LAN  
GUAGE:MAIN:5  
201909-01 O/O

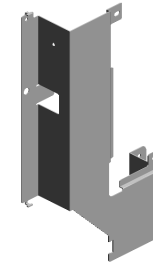


- 68.D1797131  
BRACKET:ROLLER  
:PEEN

- 70.D6844142  
(x4)  
TIMING BELT:60S2  
M174

- 72.G1784808  
(x4)  
BRACKET:PRESSU  
RE:ROLLER

U017\_S001  
DRUM STAY:RECEIVING SUB-UNIT:REVERSE



63.D1797103  
DRUM STAY:RECEIVING SUB-UNIT:REVERSE



81.11050487  
HARNES CLAMP  
201611-06

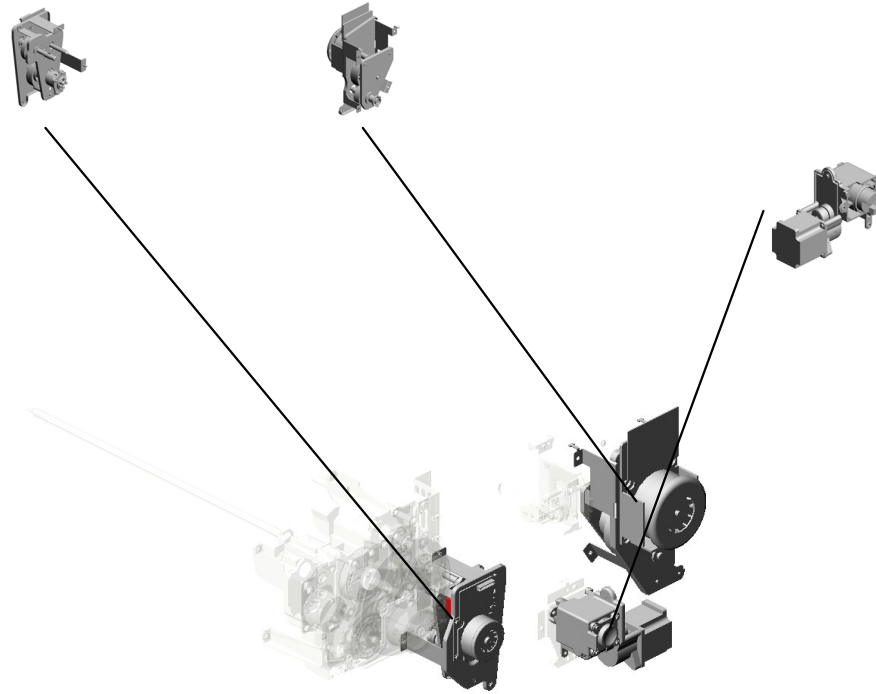
U001	U002	U003	U004	U005	U006	U007	U008	U009	U010	U011	U012	U013	U014	U015	U016	U017	U018	U019	U020	U021
------	------	------	------	------	------	------	------	------	------	------	------	------	------	------	------	------	------	------	------	------

# U018.MAIN DRIVE

U018 S001  
D1791391  
MECHANICAL DRIVE SECTION:TRANSFER:SECOND:ASSY

U018 S003  
D1791300  
DRIVE UNIT:FUSING:ASSY

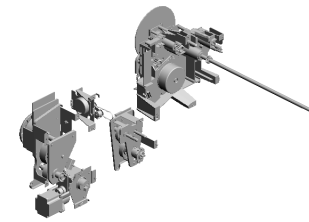
U018 S002  
D0741430  
DRIVE UNIT:ON-OFF:FUSING:ASSY



U001	U002	U003	U004	U005	U006	U007	U008	U009	U010	U011	U012	U013	U014	U015	U016	U017	U018	U019	U020	U021
------	------	------	------	------	------	------	------	------	------	------	------	------	------	------	------	------	------	------	------	------

# U018 MAIN DRIVE

- 5.03604008N (x25) SCREW - M4X8
- 9.07403012 BALL BEARING - 1 2X28X8
- 2.03603006N (x9) SCREW - M3X6
- 10.09514020N SCREW - M4X20
- 19.A0793626 (x2) STEPPED SCREW - SWING CLEANIN G



8.07200060E  
RETAINING RING - M6



1.03130040N  
(x3)  
SCREW:M3X4



22.D0741329  
DC MOTOR:DIA49:  
24V:6.3W



6.04514008N  
(x14)  
TAPPING SCREW:  
4X8



17.11050723  
CLAMPS:WES-050  
7



11.09544008N  
(x9)  
SCREW - M4X8



21.B2341118  
FLY WHEEL FLAN  
GE



12.09545010N  
SCREW:POLISHED  
ROUND/SPRING:M  
5X10



13.11050410  
(x2)  
CARD SPACER - 9.  
4MM



14.11050487  
(x3)  
HARNESS CLAMP



15.11050511  
HARNESS CLAMP -  
LWS-0306ZC



25.D0741454  
DC MOTOR:DIA49:  
9.8W:BLS



7.07200040E  
RETAINING RING -  
M4



16.11050601  
(x3)  
CLAMP:LWSM-051  
1-2M

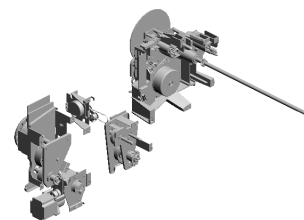


18.11050724  
CLAMPS:WES-121  
0



# U018 MAIN DRIVE

- 44.D1791278 HOLDER:BEARING:DRUM SHAFT
- 33.D1791264 PLATE:HOLDER:RADIAL BALL BEARING
- 30.D1791258 PLATE:HOLDER:ANTISTATIC BRUSH:DRUM
- 28.D1791254 SHAFT:DRIVE:DEVELOPMENT ROLLER:ASSY
- 35.D1791266 PULLEY:DRIVE:DEVELOPMENT ROLLER:59T



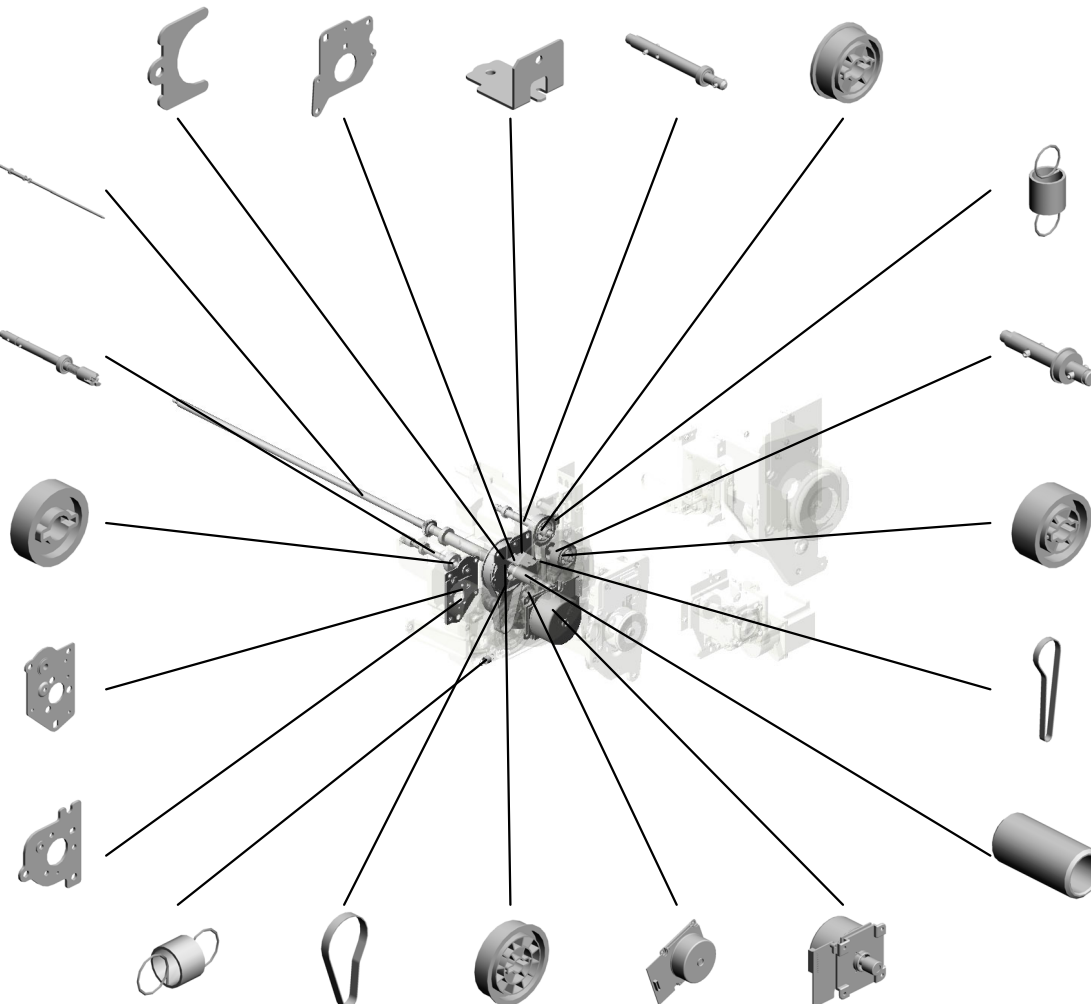
31.D1791220  
DRUM SHAFT:DRIVE:ASSY  
201702-01 O/O

32.D1791262  
SHAFT:DRIVE:CLEANER:ASSY

43.D1791277  
GEAR:DRIVE:CLEANER:39Z

45.D1791286  
BRACKET:DRIVE:CLEANER:ASSY

38.D1791269  
BRACKET:DC MOTOR:CLEANING DRIVE SUB-UNIT



41.D1791275  
TENSION SPRING:  
3.8N

29.D1791256  
SHAFT:DRIVE:TRANSPORT SCREW:ASSY

40.D1791273  
GEAR:DRIVE:TRANSPORT SCREW:54Z

37.D1791268  
SYNCHRONOUS BELT:80S2M300

39.D1791271  
SPACER:SHAFT:DRUM

42.D1791276  
TENSION SPRING:  
3.6N

36.D1791267  
SYNCHRONOUS BELT:120S2M316

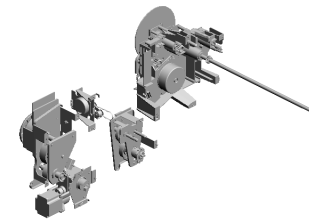
34.D1791265  
PULLEY:DRIVE:DRUM:107T

27.D1791252  
DC MOTOR: DIA82.2:63.7W:BRUSHLESS

26.D1791251  
DC MOTOR: DIA63:29.7W:BRUSHLESS

# U018 MAIN DRIVE

69.G1781307 JOINT:DEVELOPMENT ROLLER:DRIVE  
 68.G1781291 JOINT:TRANSPORT SCREW:NO.2  
 51.D1791297 TIGHTENER:DRIVE:DEVELOPMENT:ASSY  
 48.D1791290 GEAR:IDLER:TRANSPORT SCREW:65Z/53Z  
 61.D1791345 BRACKET:DRAWER:DEVELOPMENT



71.M0B11328  
 ANTISTATIC BRUSH:DRUM  
 201904-04 X/O



46.D1791288  
 GEAR:IDLER:CLEANER:49Z/33Z



49.D1791291  
 BRACKET:DC MOTOR:DRUM:ASSY



67.G1781289  
 FLY WHEEL:DRUM




50.D1791293  
 TIGHTENER:DRIVE:DRUM:ASSY



47.D1791289  
 GEAR:PULLEY:DRUM:113Z/37T



65.G0291980  
 DECAL - LD  
 201409-02 X/O



58.D1791327  
 SHAFT:BELT TENSIONER:DRIVE:USED TONER



60.D1791329  
 PULLEY:TIGHTENER:DIA18

54.D1791320  
 BRACKET:DRIVE:USED TONER



56.D1791324  
 SYNCHRONOUS BELT:40S3M222



59.D1791328  
 GEAR:PULLEY:Z67/T19:DRIVE:USED TONER




57.D1791326  
 BRACKET:BELT TENSIONER:DRIVE:USED TONER



55.D1791323  
 TENSION SPRING:BELT TENSIONER:DRIVE:USED TONER



U018\_S001  
MECHANICAL DRIVE SECTION:TRANSFER:SECOND:ASS'Y



64.D1791391  
MECHANICAL DRIVE SECTION:TRANSFER:SECOND:ASS'Y

63.D1791375  
GEAR:IDLER:BELT  
CLEANING



6.04514008N  
(x2)  
TAPPING SCREW:  
4X8



62.D1791370  
DC MOTOR:40W:B  
RUSHLESS



2.03603006N  
(x5)  
SCREW - M3X6




U001	U002	U003	U004	U005	U006	U007	U008	U009	U010	U011	U012	U013	U014	U015	U016	U017	U018	U019	U020	U021
------	------	------	------	------	------	------	------	------	------	------	------	------	------	------	------	------	------	------	------	------

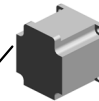


U018\_S002  
DRIVE UNIT:ON-OFF:FUSING:ASS'Y

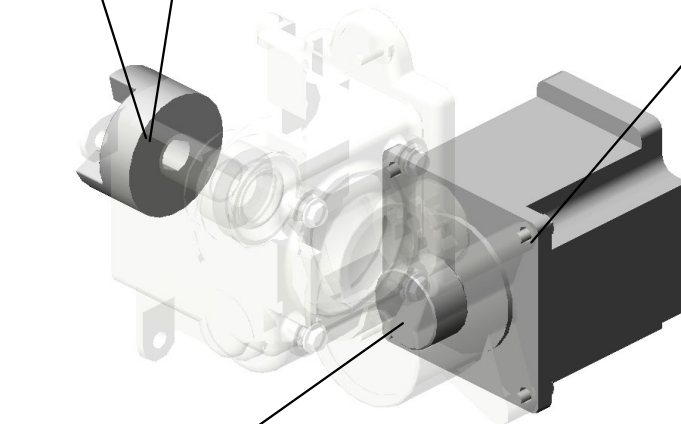
8:07200060E 24:D0741439  
RETAINING RING - JOINT:ON-OFF:FU  
M6 SING



23:D0741430  
DRIVE UNIT:ON-OFF  
F:FUSING:ASS'Y



20:AX050331  
DC STEPPER MOT  
OR:ON-OFF:FUSIN  
G:7.2W




3:03603008N  
(x4)  
SCREW:M3X8

U001	U002	U003	U004	U005	U006	U007	U008	U009	U010	U011	U012	U013	U014	U015	U016	U017	U018	U019	U020	U021
------	------	------	------	------	------	------	------	------	------	------	------	------	------	------	------	------	------	------	------	------

U018\_S003  
DRIVE UNIT:FUSING:ASS'Y

4.03604006N  
(x4)  
SCREW - M4X6

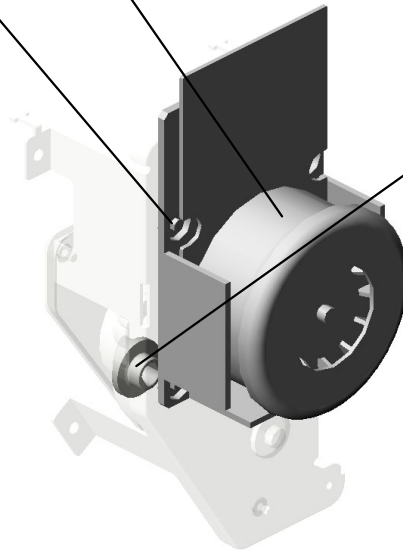
53.D1791309  
DC BRUSHLESS M  
OTOR:58W:DRIVE:  
FUSING UNIT



52.D1791300  
DRIVE UNIT:FUSIN  
G:ASS'Y



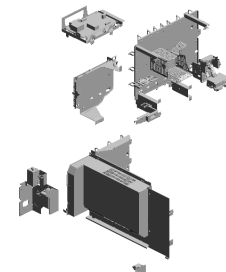
72.D1791316  
JOINT:DRIVE:FUSI  
NG



U001	U002	U003	U004	U005	U006	U007	U008	U009	U010	U011	U012	U013	U014	U015	U016	U017	U018	U019	U020	U021
------	------	------	------	------	------	------	------	------	------	------	------	------	------	------	------	------	------	------	------	------

# U019 ELECTRICAL

- 6.04503008N (x3) TAPPING SCREW - M3X8
- 11.09543025N (x4) SCREW:POLISHED ROUND/SPRING:M 3X25
- 20.11071280 (D179/D180);FUSE: BJS1512F2
- 13.11050487 (x6) HARNESS CLAMP
- 12.11050410 (x8) CARD SPACER - 9.4MM



- 1.03140120N (x4) SCREW - M4X12

- 9.08010234 SCREW WITH WASHER:SMALL ROUND WITH SPRING WASHER:M5X8 201503-04 O/O

- 18.11050724 CLAMPS:WES-1210

- 8.04543006Q (x15) TAPPING SCREW - M3X6

- 16.11050516 (x3) CLAMP

- 3.03604006N (x4) SCREW - M4X6

- 10.09543008N (x6) SCREW - M3X8

- 5.04340200N (x2) PAN SELF-TAPPING SCREW:4X20

- 19.11050725 (x2) CLAMPS:WES-1117

- 7.04514008N (x42) TAPPING SCREW: 4X8

- 14.11050489 (x27) HARNESS CLAMP - LWS 1316

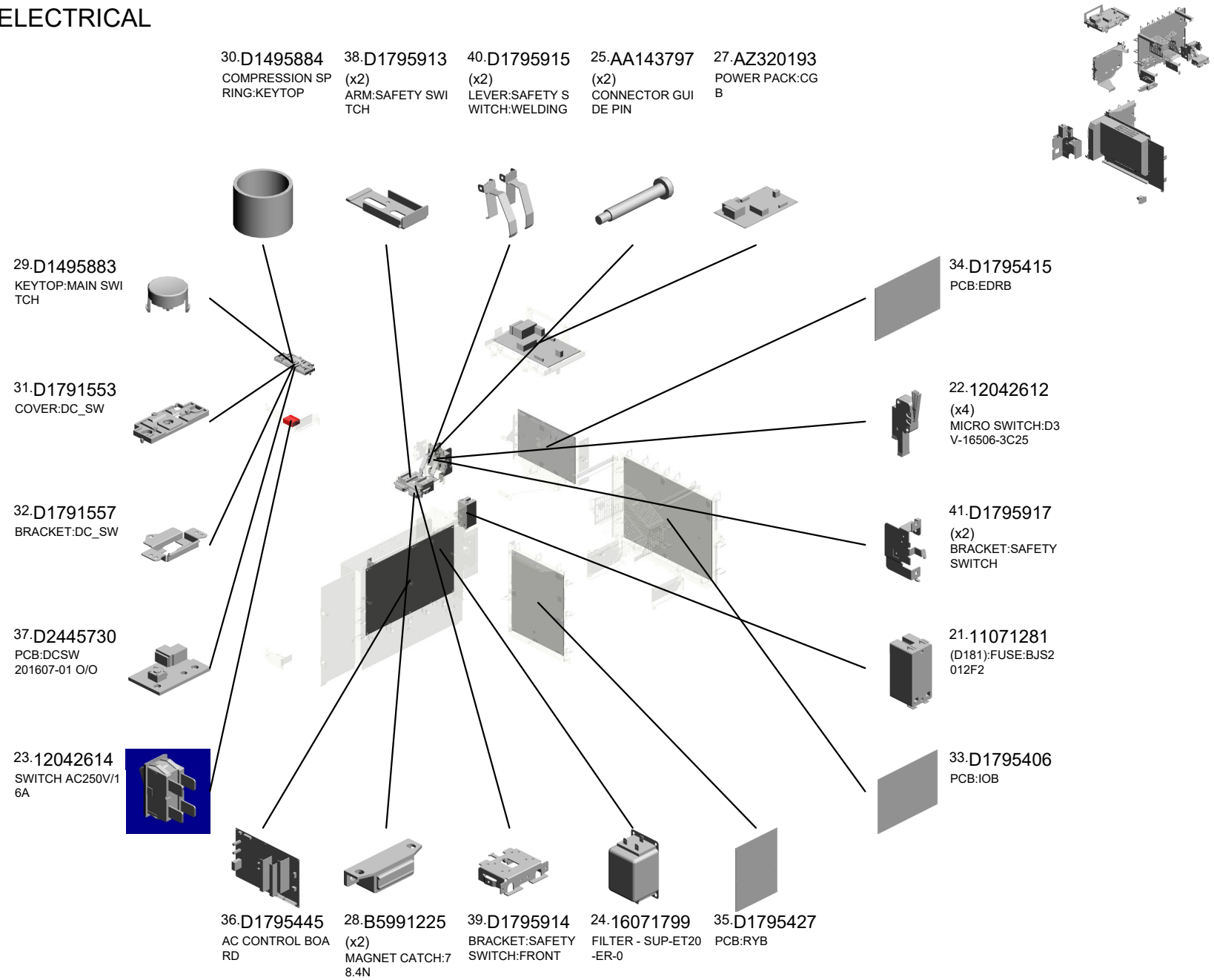
- 4.03604008N SCREW - M4X8

- 2.03603006N (x26) SCREW - M3X6

- 17.11050529 NYLON CLAMP-EM T-3N

- 15.11050490 (x17) HARNESS CLAMP - IWS-2218

# U019 ELECTRICAL

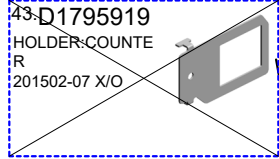
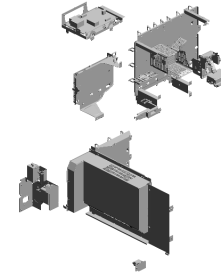


# U019 ELECTRICAL

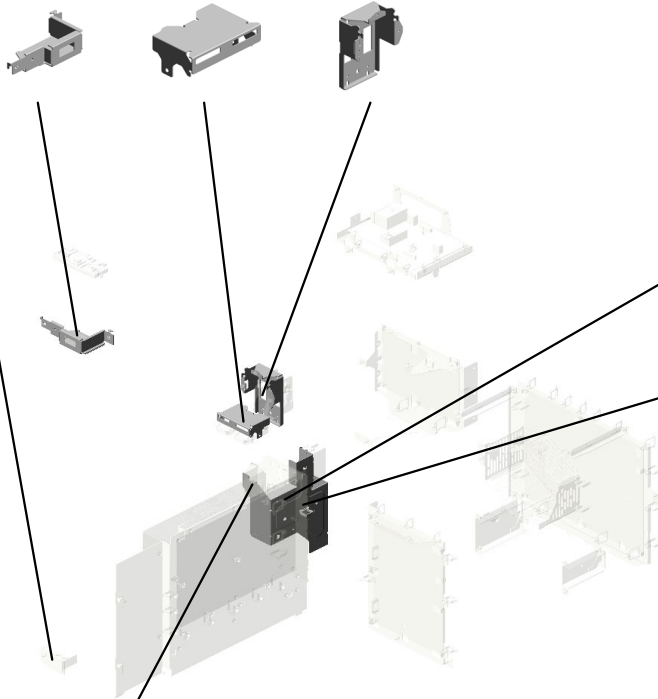
44.D1795920  
BRACKET:MAIN S  
WITCH

46.D1795924  
COVER:SAFETY S  
WITCH:UPPER FR  
ONT

42.D1795928  
BRACKET:SAFETY  
SWITCH:REAR  
201505-14 X/O




43.D1795919  
HOLDER:COUNT  
ER  
201502-07 X/O



45.D0EZ5922  
BRACKET:P SUPP  
LY CORD:NOISE FI  
LTER  
202312-01 O/O

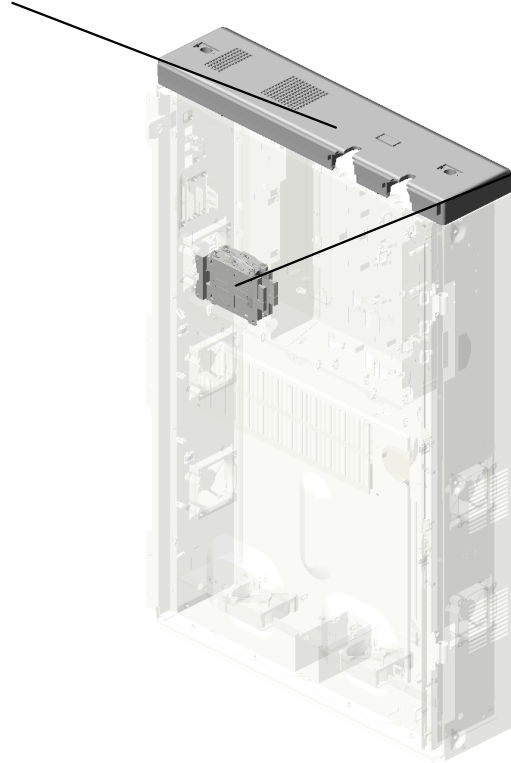
48.11050488  
(x3)  
HARNESS CLAMP  
201810-03 X/O



47.07040050N  
WASHER:DIA5  
201503-03

# U020.CONTROLLER


U020 S001  
D1795089  
COVER:C/T BOX:UPPER:ASSY



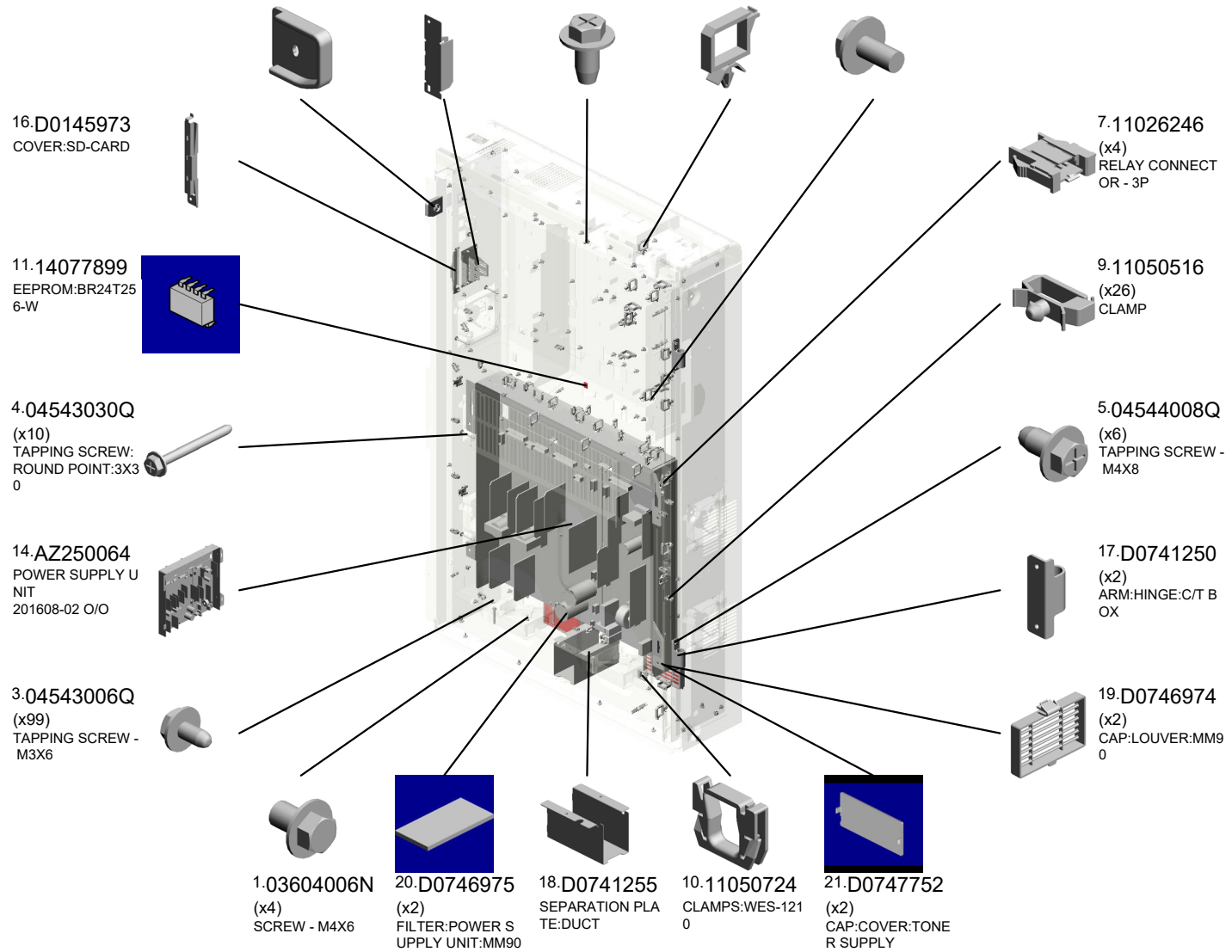
U020 S002  
D1795059  
HDD:ASSY

U001	U002	U003	U004	U005	U006	U007	U008	U009	U010	U011	U012	U013	U014	U015	U016	U017	U018	U019	<b>U020</b>	U021
------	------	------	------	------	------	------	------	------	------	------	------	------	------	------	------	------	------	------	-------------	------


# U020 CONTROLLER



- 15.B0706849 GUIDE:POSITIONING
- 22.D0895887 (x2) PANEL:INTERFACE
- 2.04514008N (x2) TAPPING SCREW: 4X8
- 8.11050489 (x36) HARNESS CLAMP - LWS 1316
- 6.09503006N SCREW:SPRING WASHER:M3X6



# U020 CONTROLLER



- 25.D1495776 COVER:USB:SMAL L
- 43.D7265002 SD-CARD:PSUNIT: EXP:ASS'Y
- 23.D1365709 PCB:EX3\_DDR3-DI MM:RC-A:2GB:ASS' Y
- 41.D1805743 (8110S):SERVICE P ARTS:PCB:CTL:B-C 1B\_EXP:ASSY 201406-03 X/O
- 24.D1365725 PCB:IMAGE PROC ESSING UNIT:TYP E-S15MDA-SUB

- 42.D1815743 (8120S):SERVICE P ARTS:PCB:CTL:B-C 1C\_EXP:ASSY 201406-07 X/O

- 32.D1795743 (8100EX/8100S):SE RVICE PARTS:PCB :CTL:B-C1A\_EXP:A SS'Y 201406-06 X/O

- 44.G1335793 RAIL:RIGHT

- 45.G1335794 RAIL:LEFT

- 40.D1799590 (x2) NVRAM

- 26.D1791787 DUCT:POWER SU PPLY UNIT:PAPER FEED:COOLING

- 34.D1795960 COVER:POWER S UPPLY UNIT:C/T B OX

- 36.D1795964 COVER:C/T BOX:L OWER

- 51.AZ240373 POWER SUPPLY U NIT:ECO:200V 201912-02 X/O

- 46.GX640024 (x7) FAN MOTOR - DC 3 .12W

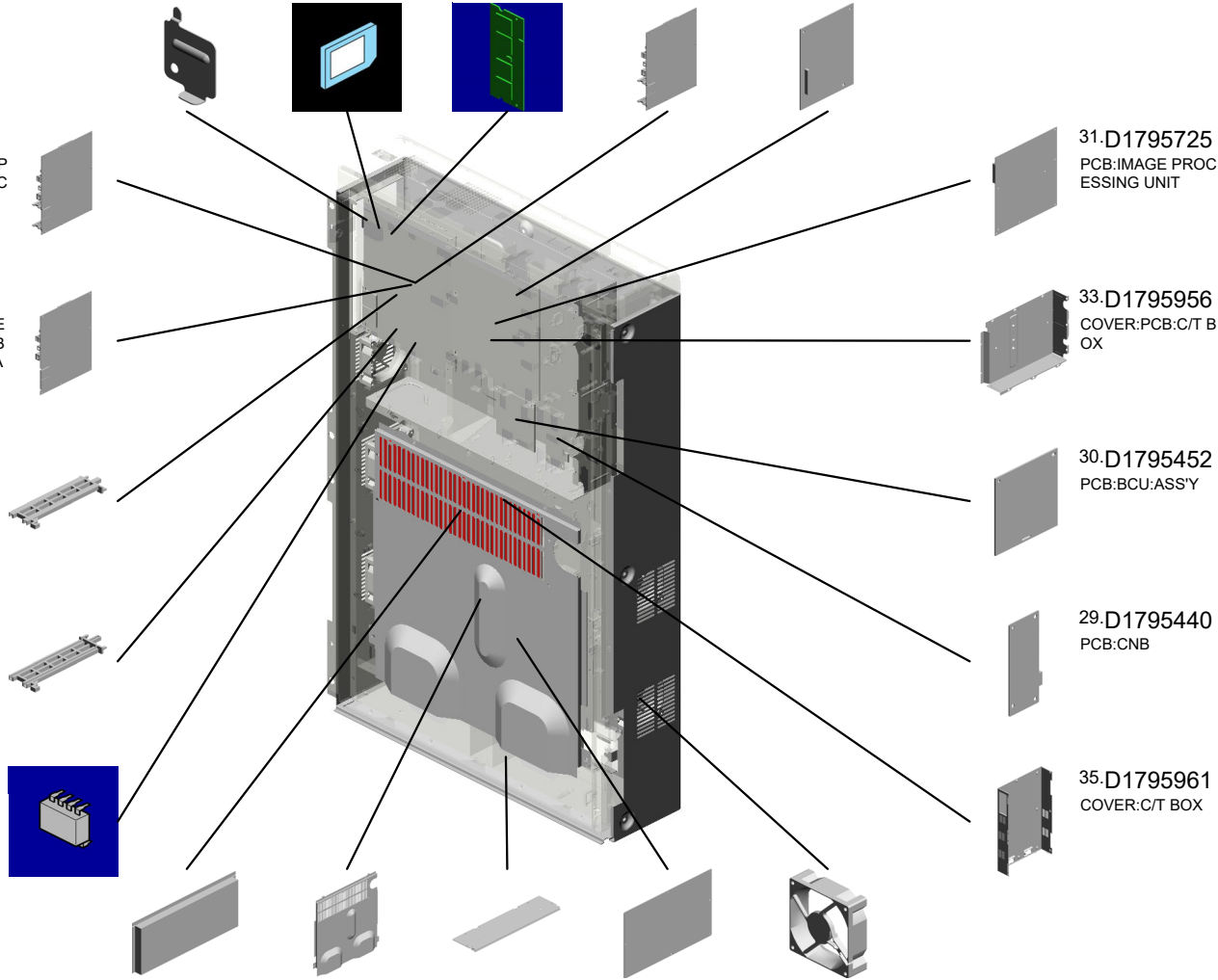
- 31.D1795725 PCB:IMAGE PROC ESSING UNIT

- 33.D1795956 COVER:PCB:C/T B OX

- 30.D1795452 PCB:BCU:ASS'Y

- 29.D1795440 PCB:CNB


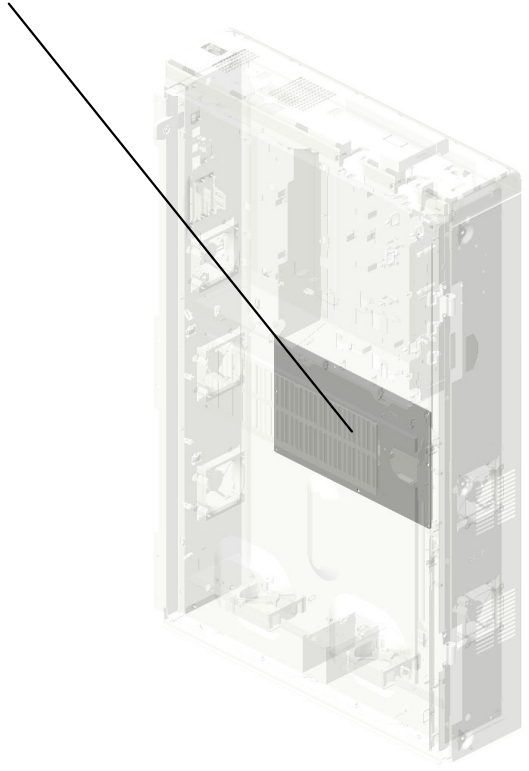
- 35.D1795961 COVER:C/T BOX





# U020 CONTROLLER

52-AZ240369  
POWER SUPPLY U  
NIT:FW:200V  
202008-01 X/O





U001	U002	U003	U004	U005	U006	U007	U008	U009	U010	U011	U012	U013	U014	U015	U016	U017	U018	U019	U020	U021
------	------	------	------	------	------	------	------	------	------	------	------	------	------	------	------	------	------	------	------	------

U020\_S001  
COVER:C/T BOX:UPPER:ASS'Y

37.D1795966 SEAL:COVER:C/T  
BOX:UPPER:A


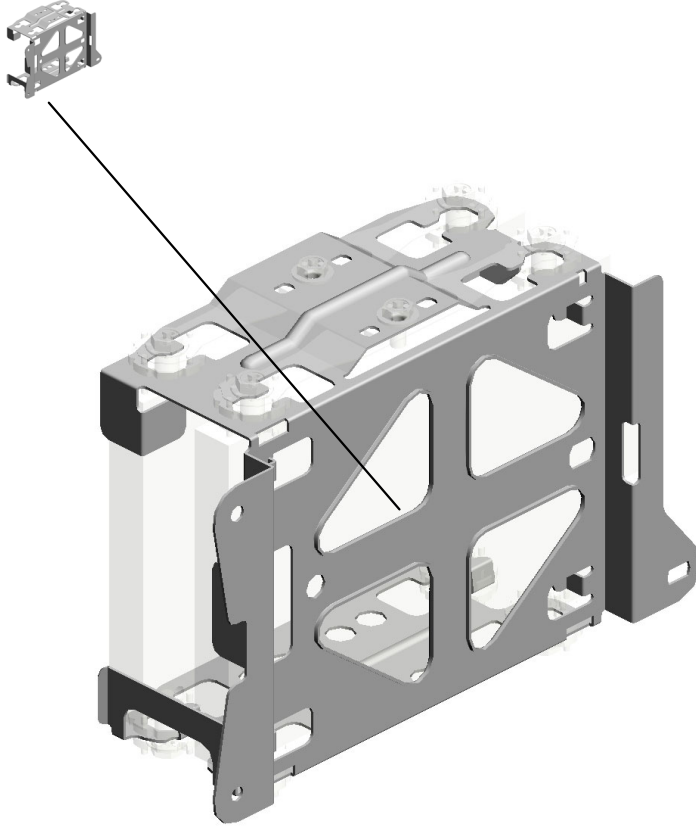
38.D1795967 SEAL:COVER:C/T  
BOX:UPPER:B



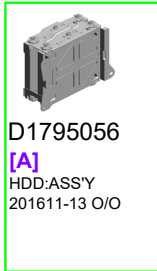
U001	U002	U003	U004	U005	U006	U007	U008	U009	U010	U011	U012	U013	U014	U015	U016	U017	U018	U019	U020	U021
------	------	------	------	------	------	------	------	------	------	------	------	------	------	------	------	------	------	------	------	------

U020\_S002  
HDD:ASS'Y

49.D1365978  
BRACKET:HDD



27.D1795059  
[A]  
HDD:ASS'Y  
201611-13 O/O



D1795056  
[A]  
HDD:ASS'Y  
201611-13 O/O

# U021.AIR COOLING

U021 S008  
D1796987  
DUCT:HEAT PIPE:ENTRANC  
E:ASSY

U021 S002  
D1806804  
DUCT:CHARGE CORONA:EX  
HAUST:MIDDLE:ASSY

U021 S007  
D1796963  
BRACKET:HEAT SHIELD:BEL  
T CLEANING:ASSY

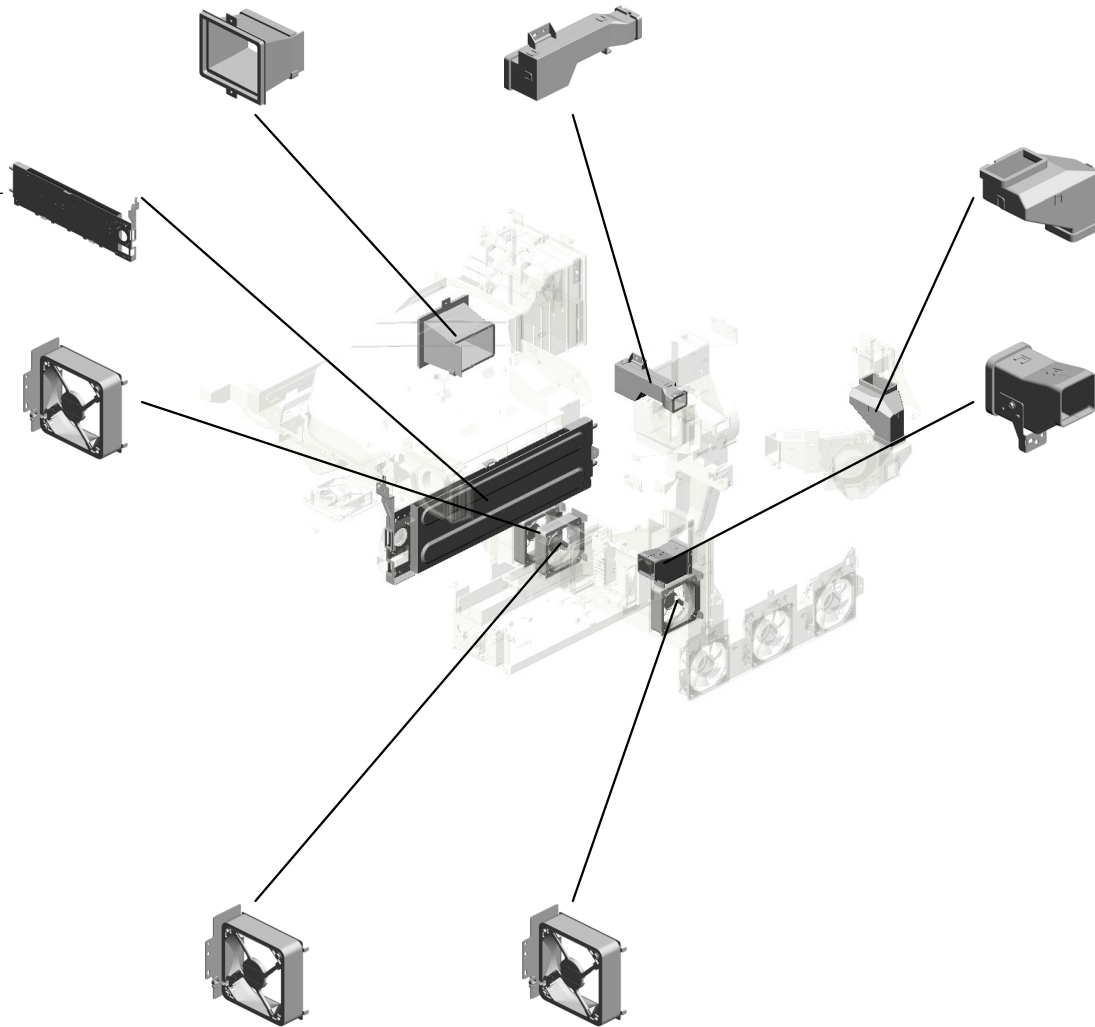
U021 S001  
D1796836  
DUCT:CHARGE CORONA:CO  
NNECTING:LOWER:ASSY

U021 S004  
D1796885  
FAN:MAIN:EXHAUST:ASSY

U021 S003  
D1806811  
DUCT:FLAT CONVEYER BEL  
T:EXHAUST:CONNECTING:A  
SSY

U021 S005  
D1796885  
FAN:MAIN:EXHAUST:ASSY

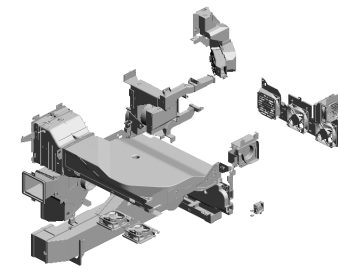
U021 S006  
D1796885  
FAN:MAIN:EXHAUST:ASSY



U001	U002	U003	U004	U005	U006	U007	U008	U009	U010	U011	U012	U013	U014	U015	U016	U017	U018	U019	U020	U021
------	------	------	------	------	------	------	------	------	------	------	------	------	------	------	------	------	------	------	------	------

# U021 AIR COOLING

- 10.04514008N (x50) TAPPING SCREW: 4X8
- 2.03540400N (x8) SCREW:M4X40
- 20.AX640224 (x4) DC FAN MOTOR:A XIAL:MM80
- 14.11050490 (x4) HARNESS CLAMP - IWS-2218
- 6.04503008N (x27) TAPPING SCREW - M3X8



18.11050723  
CLAMPS:WES-050  
7



13.11050487  
HARNESS CLAMP



21.AX650048  
FAN:SIROCCO:1.44  
W



3.03603020N  
(x2)  
SCREW:M3X20



8.04513020N  
(x4)  
TAPPING SCREW:  
3X20



15.11050511  
(x33)  
HARNESS CLAMP -  
LWS-0306ZC




1.03530060N  
BIND SCREW - M3  
X6



4.03603030N  
(x2)  
SCREW:M3X30



19.AW100107  
THERMISTOR



9.04513030N  
(x10)  
TAPPING SCREW:  
3X30



7.04513006N  
(x16)  
TAPPING SCREW -  
3X6



5.03604008N  
SCREW - M4X8



16.11050532  
EDGE SADDLE - L  
ES-25L



12.11050328  
HARNESS CLAMP -  
ES-0505

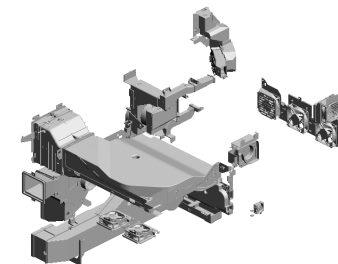


11.11024924  
CT CONNECTOR -  
4P



7.04513006N (x 2)  
TAPPING SCREW - 3X6  
10.04514008N (x 1)  
TAPPING SCREW:4X8

# U021 AIR COOLING



- 28.D1796831 DUCT:DEVELOPMENT:EXHAUST:FRONT
- 29.D1796832 DUCT:DEVELOPMENT:EXHAUST:REAR
- 31.D1796834 SEAL:DUCT:DEVELOPMENT:EXHAUST:REAR RIGHT
- 43.D1796850 DUCT:CHARGE CORONA:EXHAUST:RIGHT:ASS'Y
- 42.D1796849 SEAL:DUCT:CHARGE CORONA:VACUUM:MAIN

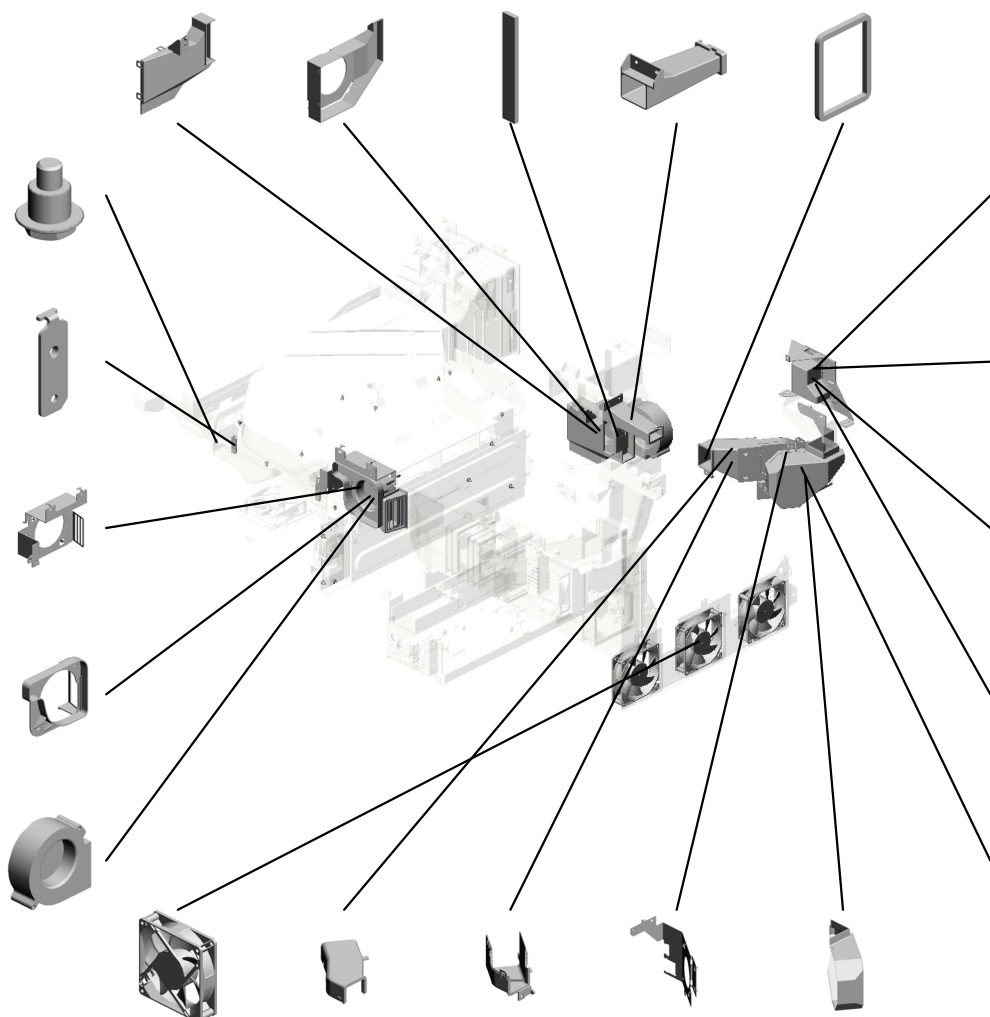
24.D1364233  
(x16)  
STEPPED SCREW:  
DIA5:M3X3.8

25.D1791786  
(x2)  
BRACKET:INNER COVER

27.D1796822  
BRACKET:FAN:DEVELOPMENT:COOLING:FRONT

26.D1796821  
DUCT:DEVELOPMENT:VACUUM:FRONT

23.AX660015  
(x4)  
DC FAN MOTOR:SIROCCO:DC24V:PWM



32.D1796835  
EXTERIOR:LOUVER:CHARGE CORONA

36.D1796842  
FILTER:CHARGE CORONA:VACUUM

35.D1796841  
DUCT:CHARGE CORONA:VACUUM:CONNECTING:UPPER

34.D1796840  
BRACKET:DUCT:CHARGE CORONA:VACUUM:UPPER

38.D1796845  
DUCT:CHARGE CORONA:VACUUM:LOWER RIGHT

22.AX650056  
(x3)  
DC FAN MOTOR:AXIAL:MM92

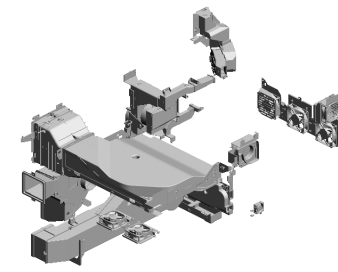
40.D1796847  
DUCT:CHARGE CORONA:VACUUM:MAIN:RIGHT

41.D1796848  
DUCT:CHARGE CORONA:VACUUM:MAIN:LEFT

37.D1796844  
BRACKET:DUCT:CHARGE CORONA:VACUUM

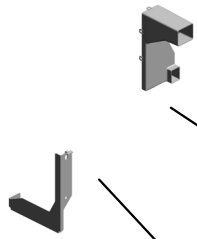
39.D1796846  
DUCT:CHARGE CORONA:VACUUM:LOWER LEFT

# U021 AIR COOLING

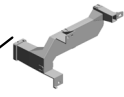


- 45.D1796856 DUCT:CHARGE CO  
RONA:EXHAUST:C  
ONNECTING:FRON  
T
- 48.D1796859 BRACKET:FAN:CH  
ARGE:EXHAUST
- 49.D1796860 DUCT:DEVELOPM  
ENT:TONER:UPPE  
R:ASS'Y
- 46.D1796857 DUCT:CHARGE CO  
RONA:EXHAUST:C  
ONNECTING:REAR
- 47.D1796858 BRACKET:DUCT:C  
HARGE:EXHAUST:  
UPPER

62.D1796893  
BRACKET:DUCT:MA  
IN:EXHAUST:LO  
WER



50.D1796864  
DUCT:DEVELOPM  
ENT:TONER:ASS'Y



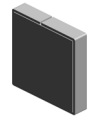
54.D1796875  
(x2)  
BRACKET:DUCT:F  
LAT CONVEYER B  
ELT:EXHAUST



51.D1806810  
DUCT:CHARGE CO  
RONA:EXHAUST:M  
ULTI-LANGUAGE:A  
SS'Y  
201508-03 O/O



57.D1806818  
OZONE FILTER:MA  
IN:EXHAUST:RIGH  
T  
201505-22 O/O



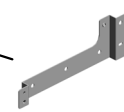
61.D1796892  
COVER:DUCT:MAI  
N:EXHAUST



52.D1796873  
DUCT:FLAT CONV  
EYER BELT:EXHAU  
ST:UPPER



63.D1796894  
BRACKET:DUCT:F  
LAT CONVEYER B  
ELT:CONNECTING:  
LEFT



53.D1796874  
DUCT:FLAT CONV  
EYER BELT:EXHAU  
ST:LOWER



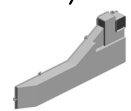
66.D1796898  
SEAL:DUCT:OPTIC  
AL WRITING UNIT:  
VACUUM



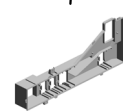
**58.D1796889**  
(x2)  
FILTER:MAIN:EXH  
AUST:RIGHT  
202012-04 O/O



60.D1796891  
DUCT:MAIN:EXHA  
UST:REAR



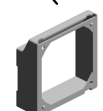
59.D1796890  
DUCT:MAIN:EXHA  
UST:FRONT



65.D1796897  
BRACKET:FAN:OP  
TICAL WRITING U  
NIT:COOLING

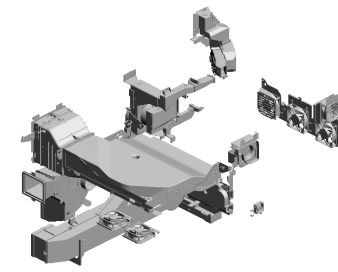


64.D2706896  
DUCT:OPTICAL W  
RITING UNIT:VACU  
UM:FRONT  
201705-02 X/O



# U021 AIR COOLING

- 84.D1796954 BRACKET:DUCT:EXHAUST:PAPER EXIT SUB-UNIT:RIGHT
- 85.D1796955 PLATE:DUCT:EXHAUST:B:ASSY
- 80.D1796946 DUCT:EXHAUST:PAPER EXIT SUB-UNIT:A
- 71.D1796918 SEAL:EXTERIOR:REAR:UPPER
- 81.D1796947 BRACKET:DUCT:EXHAUST:PAPER EXIT SUB-UNIT:LEFT



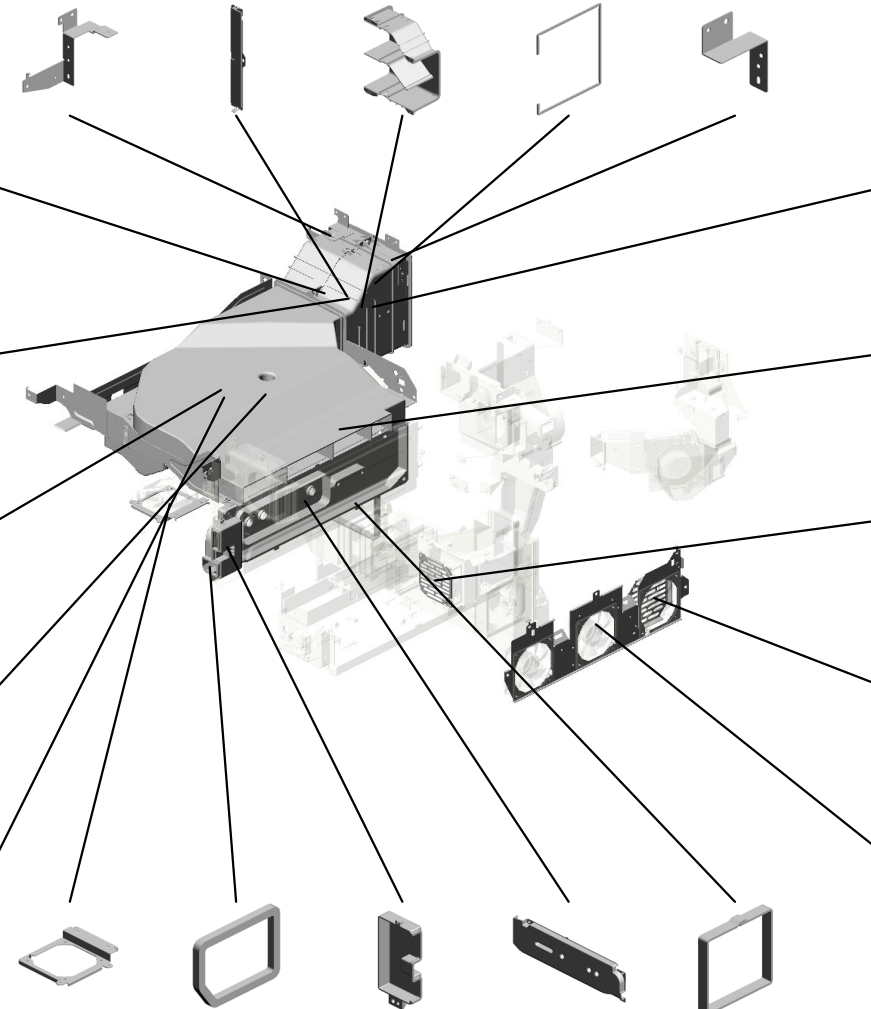
- 83.D1796953 DUCT:EXHAUST:PAPER EXIT SUB-UNIT:B

- 82.D1796948 PLATE:DUCT:EXHAUST:A:ASSY

- 75.D1796935 BASE:HEAT SHIELD:FUSING SUB-UNIT:SUB-ASSY

- 73.D1796932 DUCT:HEAT SHIELD:FUSING:UPPER

- 74.D1796934 DUCT:HEAT SHIELD:FUSING:LOWER



- 67.D1806823 OZONE FILTER:DUCT:MAIN:REAR 201505-23 O/O

- 72.D1796927 DUCT:HEAT PIPE:EXHAUST

- 91.D1796977 GUARD:FAN:OPTICAL WRITING UNIT

- 79.D1796943 GUARD:FAN:SIDE:VACUUM

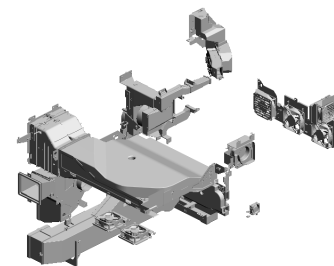
- 78.D1796942 BRACKET:FAN:SIDE

- 77.D1796940 (x2) BRACKET:FAN:EXIT:MIDDLE
- 89.D1796971 SEAL:DUCT:THERMOPILE:ENTRANCE:LOWER
- 90.D1796972 DUCT:THERMOPILE:ENTRANCE:ASSY
- 88.D1796970 DUCT:THERMOPILE:ENTRANCE
- 70.D1796917 SEAL:DUCT:MAIN:EXHAUST

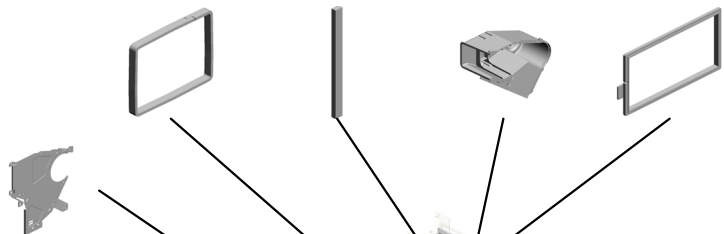


# U021 AIR COOLING

109.D2706822 SEAL:DUCT:HEAT SHIELD:FUSING:A 201803-07 O/O  
 92.D1796978 SEAL:EXTERIOR:REAR:SMALL  
 95.D1796984 DUCT:HEAT PIPE:EXIT  
**114.D0BX6909**  
 (x2)  
**FILTER:DUCT:MAIN:REAR**  
 201907-11 O/O



94.D1796981 BRACKET:DUCT:HEAT PIPE:EXIT:ASY



96.D1796985 DUCT:HEAT PIPE:EXIT:MIDDLE



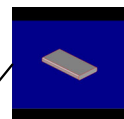
110.D2706989 (x2) SEAL:DUCT:HEAT PIPE:ENTRANCE 201803-04 O/O



112.D2706909 (x2) SEAL:DUCT:LARGE 201805-08 O/O



103.D1806831 GASKET:DUCT:CHARGE CORONA:VACUUM 201505-08



105.D2706833 BRACKET:FAN:DEVELOPMENT:EXHAUST 201706-01 X/O



111.D2706818 SEAL:DUCT:FAN:M97 201805-10 O/O



100.D1796999 (x3) FILTER:SPONGE:SIDE:VACUUM



101.GX640024 (x5) FAN MOTOR - DC 3.12W




107.B0391367 RIVET - M6



99.D1796995 BRACKET:FAN:TRANSFER/SEPARATION UNIT:COOLING:REAR

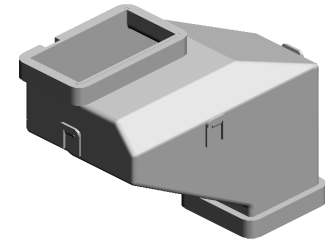
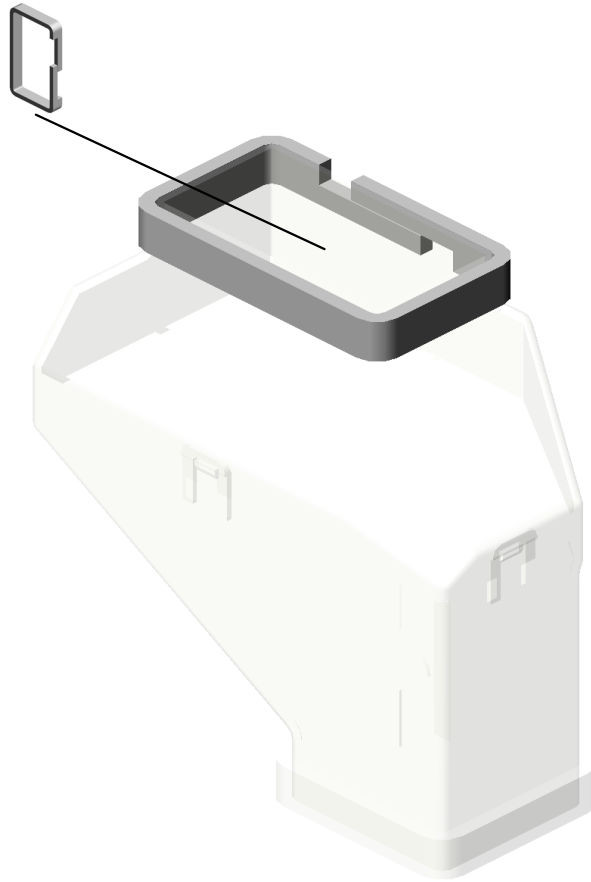


102.GX640028 (x2) FAN MOTOR DC24V 1.92W



U021\_S001  
DUCT:CHARGE CORONA:CONNECTING:LOWER:ASS'Y

112.D2706909  
SEAL:DUCT:LARG  
E  
201805-08 O/O

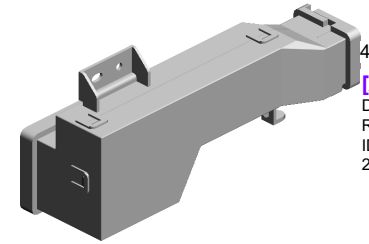
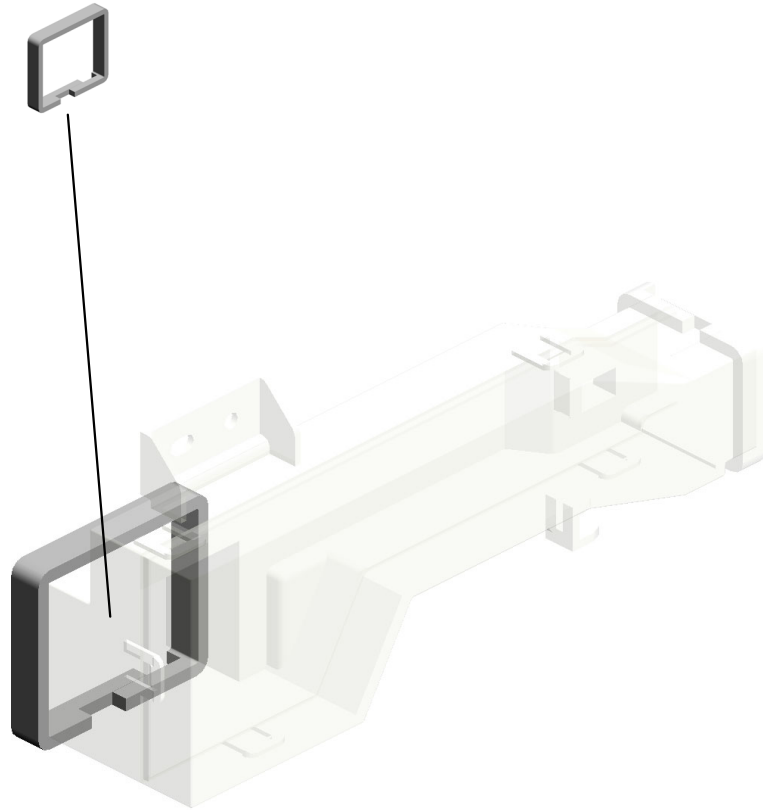


33.D1796836  
DUCT:CHARGE CO  
RONA:CONNECTIN  
G:LOWER:ASS'Y

U001	U002	U003	U004	U005	U006	U007	U008	U009	U010	U011	U012	U013	U014	U015	U016	U017	U018	U019	U020	U021
------	------	------	------	------	------	------	------	------	------	------	------	------	------	------	------	------	------	------	------	------

U021\_S002  
DUCT:CHARGE CORONA:EXHAUST:MIDDLE:ASS'Y

104.D2706806  
SEAL:DUCT:LARG  
E  
201611-09 O/O



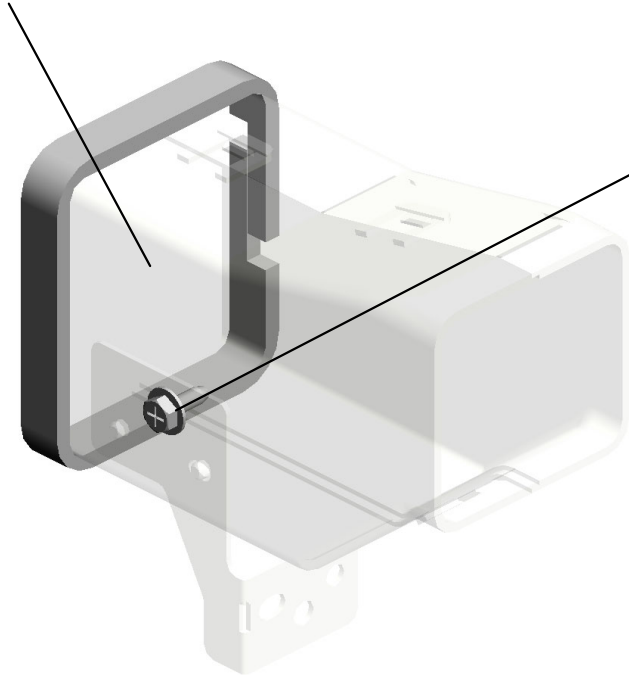
44.D1806804  
[A]  
DUCT:CHARGE CO  
RONA:EXHAUST:M  
IDDLE:ASS'Y  
201611-12 O/O




D1796852  
[A]  
DUCT:CHARGE CO  
RONA:EXHAUST:M  
IDDLE:ASS'Y  
201611-12 O/O

U021\_S003  
DUCT:FLAT CONVEYER BELT:EXHAUST:CONNECTING:ASS'Y

111.D2706818  
SEAL:DUCT:FAN:M  
M97  
201805-10 O/O



6.04503008N  
TAPPING SCREW -  
M3X8




106.D1806811  
[A]  
DUCT:FLAT CONV  
EYER BELT:EXHAU  
ST:CONNECTING:  
ASS'Y  
201712-01 O/O



D1796880  
[A]  
DUCT:FLAT CONV  
EYER BELT:EXHAU  
ST:CONNECTING:  
ASS'Y  
201712-01 O/O


U021\_S004  
FAN:MAIN:EXHAUST:ASS'Y

15.11050511  
HARNESS CLAMP -  
LWS-0306ZC



56.D1796885  
FAN:MAIN:EXHAUS  
T:ASSY

4.03603030N  
(x2)  
SCREW:M3X30




17.11050692  
CLAMP:LES-0503

101.GX640024  
FAN MOTOR - DC 3  
.12W

U001	U002	U003	U004	U005	U006	U007	U008	U009	U010	U011	U012	U013	U014	U015	U016	U017	U018	U019	U020	U021
------	------	------	------	------	------	------	------	------	------	------	------	------	------	------	------	------	------	------	------	------

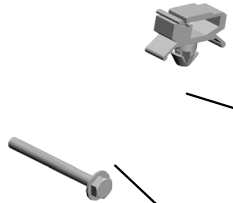
U021\_S005  
FAN:MAIN:EXHAUST:ASS'Y

15.11050511  
HARNESS CLAMP -  
LWS-0306ZC

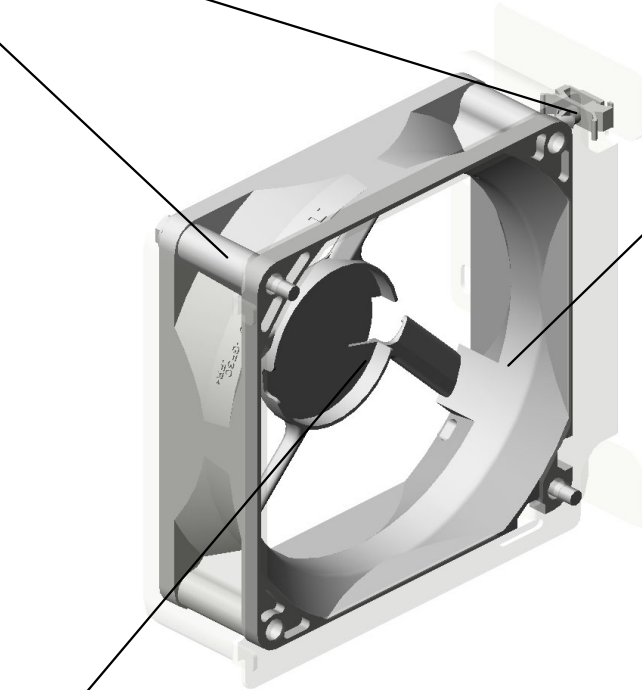


56.D1796885  
FAN:MAIN:EXHAUS  
T:ASSY

4.03603030N  
(x2)  
SCREW:M3X30



17.11050692  
CLAMP:LES-0503




101.GX640024  
FAN MOTOR - DC 3  
.12W



U001	U002	U003	U004	U005	U006	U007	U008	U009	U010	U011	U012	U013	U014	U015	U016	U017	U018	U019	U020	U021
------	------	------	------	------	------	------	------	------	------	------	------	------	------	------	------	------	------	------	------	------

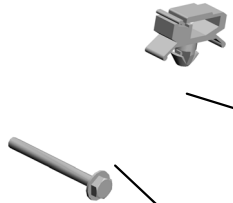
U021\_S006  
FAN:MAIN:EXHAUST:ASS'Y

15.11050511  
HARNESS CLAMP -  
LWS-0306ZC

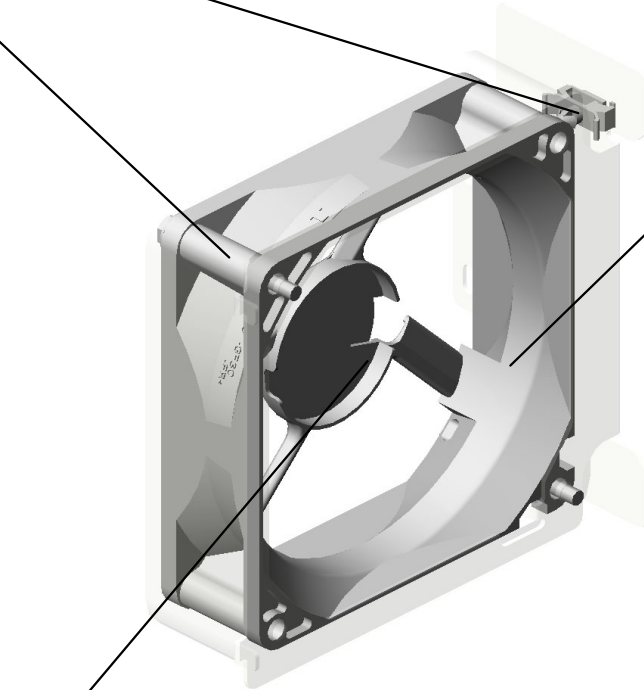


56.D1796885  
FAN:MAIN:EXHAUS  
T:ASSY

4.03603030N  
(x2)  
SCREW:M3X30



17.11050692  
CLAMP:LES-0503




101.GX640024  
FAN MOTOR - DC 3  
.12W



U001	U002	U003	U004	U005	U006	U007	U008	U009	U010	U011	U012	U013	U014	U015	U016	U017	U018	U019	U020	U021
------	------	------	------	------	------	------	------	------	------	------	------	------	------	------	------	------	------	------	------	------

U021\_S007  
BRACKET:HEAT SHIELD:BELT CLEANING:ASS'Y

87.D1796966  
SEAL:DUCT:THER  
MOPILE:ENTRANC  
E:UPPER



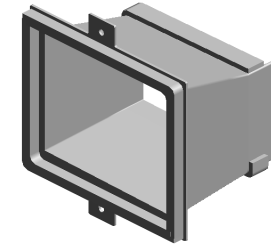
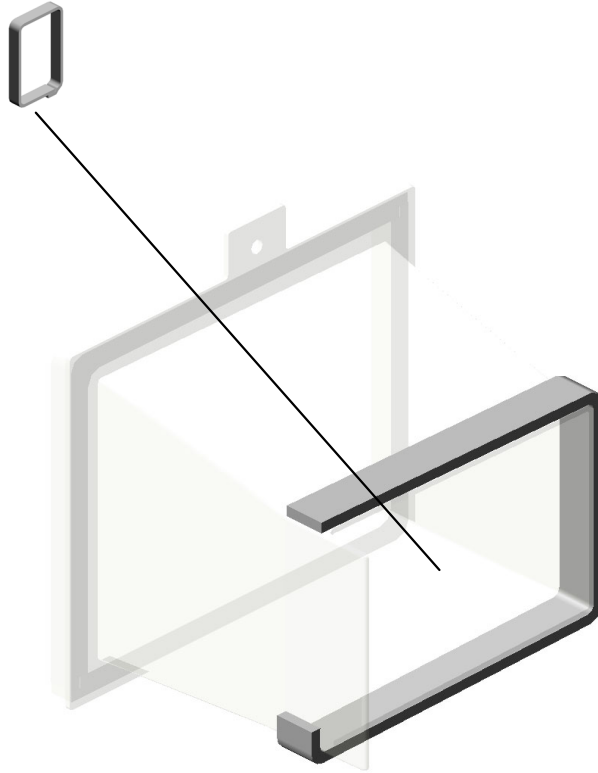
86.D1796963  
BRACKET:HEAT S  
HIELD:BELT CLEA  
NING:ASS'Y

U001	U002	U003	U004	U005	U006	U007	U008	U009	U010	U011	U012	U013	U014	U015	U016	U017	U018	U019	U020	U021
------	------	------	------	------	------	------	------	------	------	------	------	------	------	------	------	------	------	------	------	------



U021\_S008  
DUCT:HEAT PIPE:ENTRANCE:ASS'Y

110.D2706989  
SEAL:DUCT:HEAT  
PIPE:ENTRANCE  
201807-02 O/O

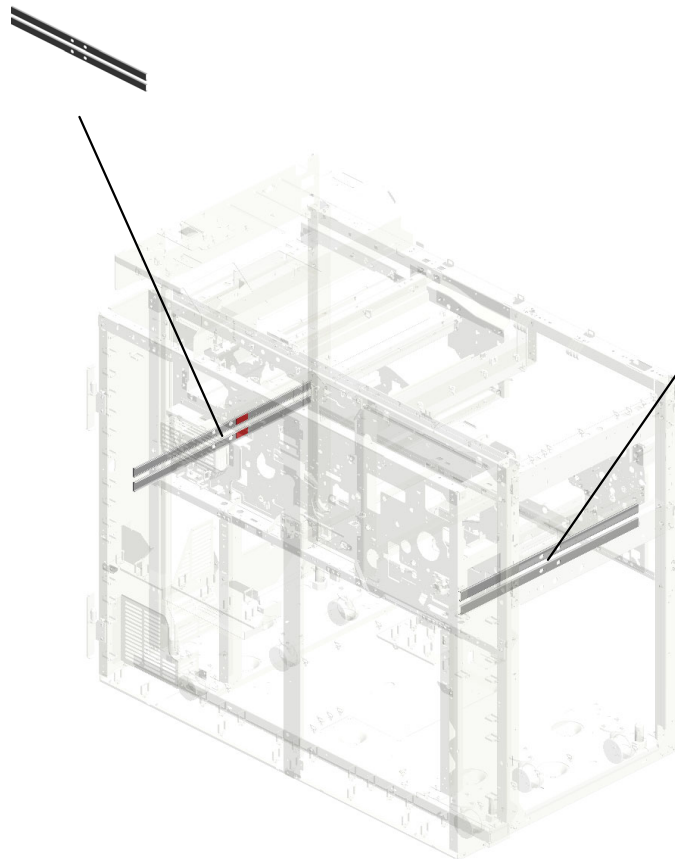


97.D1796987  
DUCT:HEAT PIPE:  
ENTRANCE:ASS'Y

U001	U002	U003	U004	U005	U006	U007	U008	U009	U010	U011	U012	U013	U014	U015	U016	U017	U018	U019	U020	U021
------	------	------	------	------	------	------	------	------	------	------	------	------	------	------	------	------	------	------	------	------

# U022.MAIN FRAME

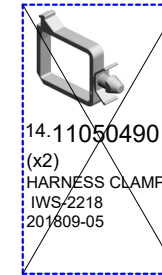
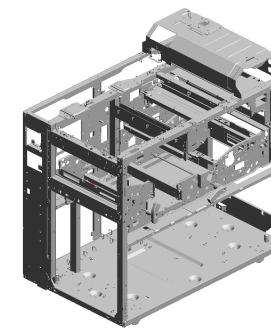
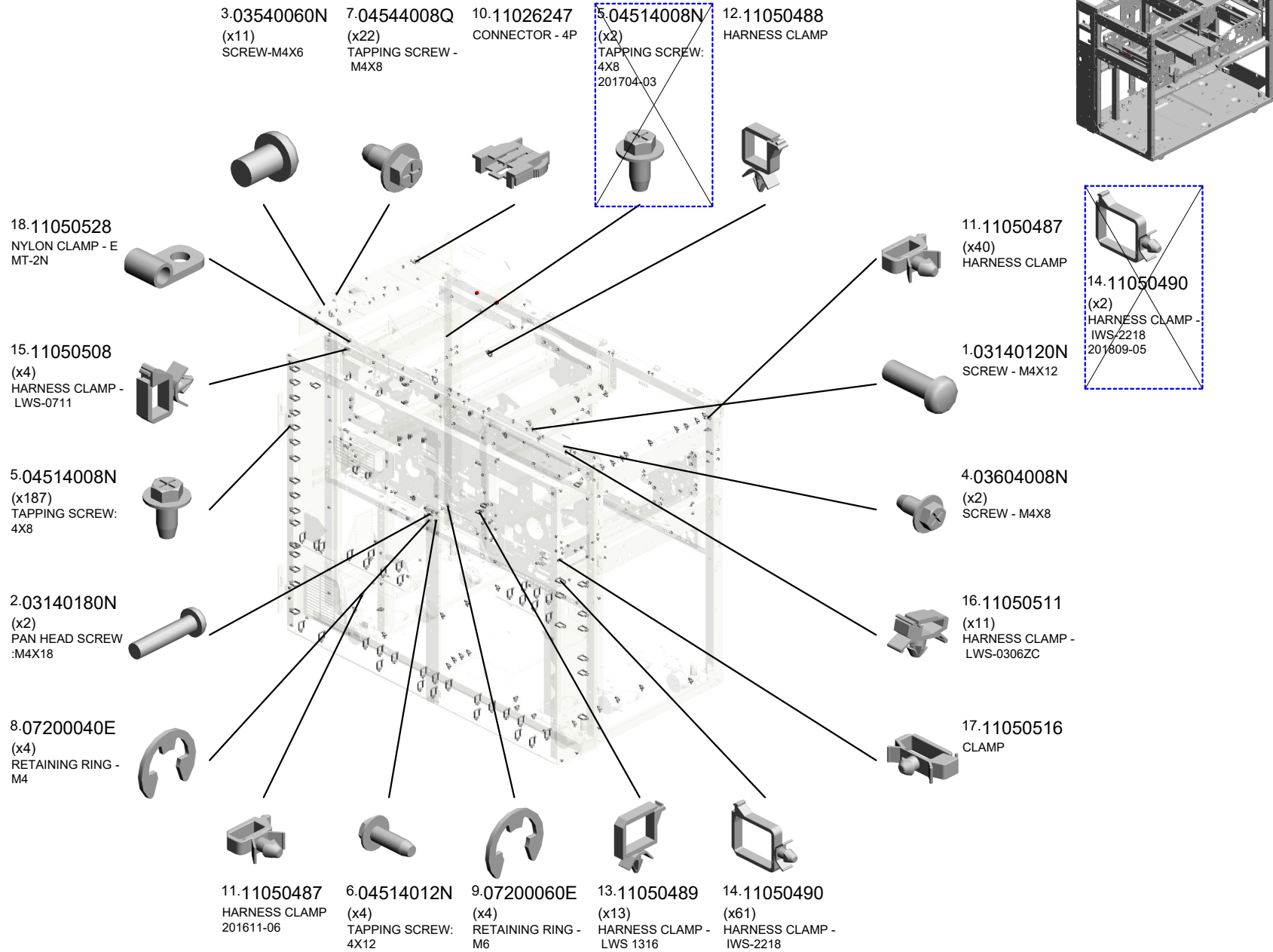
U022 S002  
D1791133  
SLIDE RAIL:PULL OUT:PROT  
ECT:LOCK:ASSY



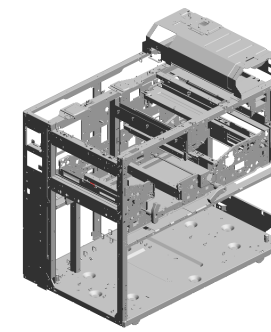
U022 S001  
D1791133  
SLIDE RAIL:PULL OUT:PROT  
ECT:LOCK:ASSY

U001	U002	U003	U004	U005	U006	U007	U008	U009	U010	U011	U012	U013	U014	U015	U016	U017	U018	U019	U020	U021
------	------	------	------	------	------	------	------	------	------	------	------	------	------	------	------	------	------	------	------	------

# U022 MAIN FRAME

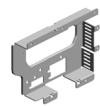


# U022 MAIN FRAME



- 36.D1791113 RAIL:INTERMEDIATE TRANSFER:RIGHT
- 25.AA132300 (x4) ROLLER:LOCK:PULL OUT
- 30.D1941234 (x2) SUPPORTING PLATE:BRACKET:LOCK
- 21.11050751 (x2) CLAMP:LWSM-060 6-3.2M
- 19.11050534 (x2) CLAMP

38.D1791128  
HOLDER:REGISTRATION:DRAWER



22.AA062797  
(x2) COMPRESSION SPRING:DRAWER:22.2N



23.AA063472  
(x4) COMPRESSION SPRING:CONNECTOR:UPPER



28.B1321183  
(x2) BRACKET:LOCK



34.D1791043  
GUARD:MAIN:VERTICAL TRANSPORT



32.D0741195  
(x2) GUIDE:LOCK:TRANSPORT UNIT



29.B1321221  
(x2) HOLDER:SPRING:PULL OUT



39.D1791129  
GUIDE:PULL OUT:LOCK



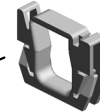
24.AA082104  
(x4) BUSHING - 8X12X7



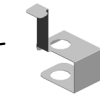
26.AH012031  
(x6) CASTER:1470N



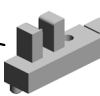
20.11050724  
(x2) CLAMPS:WES-1210



33.D1361687  
GROUND PLATE:SENSOR:AKS



27.AW020146  
PHOTOINTERRUPTOR:FLAT:PICH2MM:M4



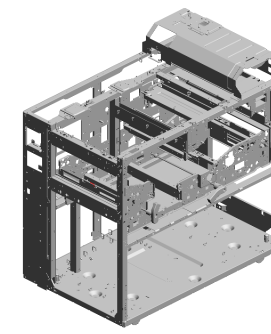
37.D1791115  
RAIL:INTERMEDIATE TRANSFER:LEFT



31.D0741180  
LEVER:PULL OUT:PAPER EXIT UNIT



# U022 MAIN FRAME

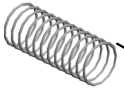


- 51.D1793131 RECEPTACLE:DEV ELOPMENT VIAS:ASSY
- 45.D1791465 BRACKET:KEY CO UNTER
- 57.D1796823 DUCT:DEVELOPM ENT:EXHAUST:MU LTI-LANGUAGE:ASSY
- 43.D1791221 (x2) HOLDER:COIL SPR ING:LOCK:PULL O UT
- 49.D1791782 BRACKET:ADF:RIG HT

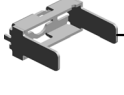
46.D1791731  
COVER:REGISTRA TION:MOTOR



61.G1784818  
(x4)  
SPRING:PULL OUT :LOCK:EXIT



60.D1944759  
(x2)  
BRACKET:LOCK:EXIT  
201612-06 X/O



55.D1796812  
GUIDE:PAPER FEE D:COOLING



56.D1796813  
SHEET:GUIDE MIL ER:PAPER FEED:COOLING



58.D1796876  
DUCT:FLAT CONV EYER BELT:EXHAU ST:SMALL:ASSY




44.D1791232  
SHAFT:LOCK:PULL OUT:RIGHT:ASSY




53.D1796410  
SLIDE RAIL:CASE: TENSION:ROLLER



59.G1781138  
(x18)  
SCREW WITH WASHER:M6X14



40.D1791130  
GUIDE:PULL OUT: MIDDLE:LOWER



48.D1791769  
(x2)  
SPRING PLATE:EA RTH:FRAME:SCAN NER




41.D1791185  
GUIDE:INTERMEDI ATE TRANSFER:LE FT



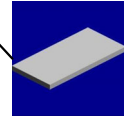
50.D1791784  
BRACKET:ADF:LEF T



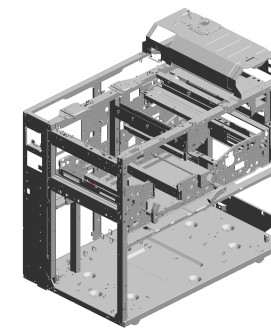
47.D1791734  
LEVER:PULL OUT: LEFT



52.D1794884  
SHEET:OPPOSED: PAPER FEED SEN SOR



# U022 MAIN FRAME



- 64.D1792421 ELECTRIC POTENTIAL SENSOR  
201402-07
- 68.04534008N BINDING SELF TAPPING SCREW:4X8  
201704-04
- 69.G0342986 FLANGED HEXAGONAL HEAD BOLT  
- M4X8  
201704-05

- 63.G1787515  
(x6)  
CONNECTOR GUIDE PIN:CONNECTOR

- 70.D0BX1069  
COVER:MOTOR:USED TONER

- 72.D2701219  
SHAFT:LOCK:PULL OUT:LEFT  
201907-12 O/O

- 62.G1784909  
(x4)  
SCREW:TRANSPORT



- 65.D1791127  
(x2)  
GUIDE:LOCK:PAPER EXIT UNIT

- 71.D1791118  
SEPARATION PLATE:MAIN:REAR MIDDLE


- 73.D0BX6411  
SEAL:TONER OUTLET SUB-UNIT  
202111-01 O/O

U022\_S001  
SLIDE RAIL:PULL OUT:PROTECT:LOCK:ASS'Y

66.D1791156  
(x2)  
DECAL:POSITIONI  
NG DISPLAY:UN L  
OCK:RAIL  
201601-04



67.D1791133  
[A]  
SLIDE RAIL:PULL  
OUT:PROTECT:LO  
CK:ASSY  
201603-04 X/O





D1791125  
[A]  
SLIDE RAIL:PULL  
OUT  
201603-04 X/O

U001	U002	U003	U004	U005	U006	U007	U008	U009	U010	U011	U012	U013	U014	U015	U016	U017	U018	U019	U020	U021
------	------	------	------	------	------	------	------	------	------	------	------	------	------	------	------	------	------	------	------	------

U022\_S002  
SLIDE RAIL:PULL OUT:PROTECT:LOCK:ASS'Y

66.D1791156  
(x2)  
DECAL:POSITIONI  
NG DISPLAY:UN L  
OCK:RAIL  
201601-04



67.D1791133  
[A]  
SLIDE RAIL:PULL  
OUT:PROTECT:LO  
CK:ASSY  
201603-04 X/O

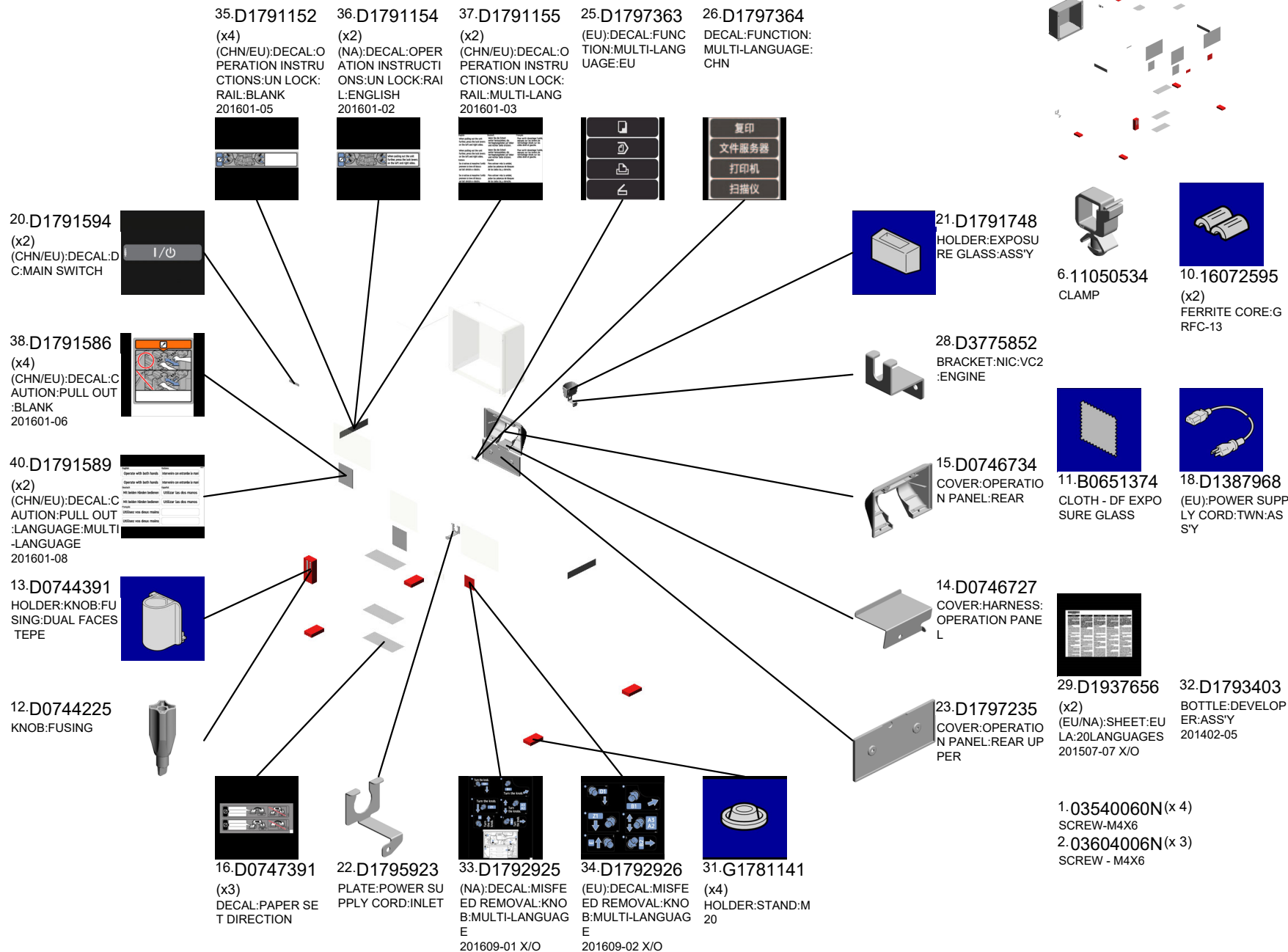


D1791125  
[A]  
SLIDE RAIL:PULL  
OUT  
201603-04 X/O

U001	U002	U003	U004	U005	U006	U007	U008	U009	U010	U011	U012	U013	U014	U015	U016	U017	U018	U019	U020	U021
------	------	------	------	------	------	------	------	------	------	------	------	------	------	------	------	------	------	------	------	------




# U023 ACCESSORIES



U001	U002	U003	U004	U005	U006	U007	U008	U009	U010	U011	U012	U013	U014	U015	U016	U017	U018	U019	U020	U021
------	------	------	------	------	------	------	------	------	------	------	------	------	------	------	------	------	------	------	------	------

# U023 ACCESSORIES

- 47.D2706022  
DECAL:CAUTION:ORIGINAL:MANY LANGUAGES  
201804-06 O/O
- 49.D0BX1518  
COVER:EXHAUST:PAPER EXIT SUB-UNIT  
201812-01 O/O
- 42.D1791573  
OZONE FILTER:EXHAUST:PAPER EXIT SUB-UNIT  
201611-16




- 48.D2701761  
(NA):DECAL:CAUTION CHART:INKJET:PAPER  
201806-02 O/O



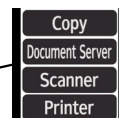
- 51.D2701588  
(x2)  
(NA):DECAL:CAUTION:PULL OUT:ENGLISH  
202102-02 O/O



- 46.D2707671  
(NA):DECAL:CAUTION CHART:COPY:ORIGINAL  
201803-06 O/O



- 45.D2707362  
(NA):DECAL:FUNCTION:MULTI-LANGUAGE  
201803-05 O/O



- 3. 04514006N (x 1)  
TAPPING SCREW - 4X6
- 4. 04514008N (x 2)  
TAPPING SCREW:4X8
- 5. 04543006Q (x 1)  
TAPPING SCREW - M3X6
- 7. 11500454 (x 1)  
(EU);POWER SUPPLY CODE:250V:16A:EU
- 8. 11500455 (x 1)  
(NA);POWER SUPPLY CODE:250V:20A:NA
- 9. 11500466 (x 1)  
(CHN);POWER SUPPLY CODE:250V:16A:CHN

- 44.D2701196  
(x2)  
(EU/CHN):DECAL:PULL OUT:LEFT AND RIGHT:MANY LANGUAGES  
201708-05




- 43.D2701195  
(x2)  
(EU/CHN):DECAL:PICK-UP PAPER JAM:OPERATION PANEL:MANY LANGUAGES  
201708-04



- 50.D2707649  
DECAL:MULTI-LANGUAGE:MAIN:5  
201904-05 O/O



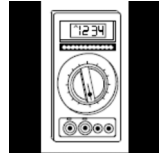
## Special Tools




1.52039502  
Silicone Grease G-501



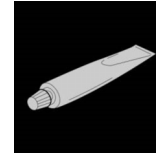
2.A0069104  
Scanner Positioning Pin (4 pcs./set)



3.A0299387  
Digital Multi-meter: FLUKE 87




4.A0929503  
Test Chart-C4 (3 pcs./set)



5.A2579300  
Grease Barrierta - S552R



6.B1329700  
Drum Setting Powder



7.B6455010  
SD Card




8.C4019503  
20x Magnification Scope



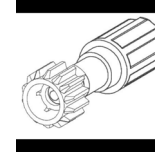
9.D0159500  
Yellow Toner



10.D0159501  
Setting Powder



11.D1792445  
KNOB:TORQUE LIMITER MECHANICAL CLUTCH:ASSY



13.D1793421  
Development Unit Jig Handle




14.D1796193  
HOLDER:FLAT BELT-TRANSFER:DRIVE ROLLER:ASSY  
201406-01 X/O




15.D1796194  
HOLDER:FLAT BELT-TRANSFER:CLEANING:ASSY  
201406-02 X/O



16.VSSG9002  
FLUOTRIBO MG Grease



17.D1793414  
SEAL:DEVELOPMENT ROLLER:SERVICE PARTS:ASSY  
202311-01



18.D1937659  
(x2)  
(EU/NA):SEAL:CAUTION:20LANGUAGES:NPT  
201508-01 X/O



19.M0B13320  
JIG:SHEET:DOCTOR BLADE  
202011-04 O/O

## Exclusive Parts

Number	Part Name	Group	ID
50530223	BUSHING - 8MM	U006_S007	54
		U006_S009	54
		U006_S011	54
50530447	BUSHING - 6MM	U006_S006	55
		U006_S008	55
		U006_S010	55
52039502	Silicone Grease G-501	Special Tools	1
52062686	SNAP RING	U001	10
		U003_S001	21
		U012_S001	14
52152621	SNAP RING - M6	U003_S001	22
		U006	56
		U010_S001	23
		U012_S001	15
54472681	SNAP RING	U003_S001	23
		U003_S001_S001	23
		U006	57
		U008	28
		U011_S001	6
		U017	17
54472706	GEAR - 15T	U006_S002	58
		U006_S003	58
		U006_S004	58
54472768	STEPPED SCREW - M3	U015_S001	26
		U015_S003	26
		U015_S004	26
67542866	ROLLER - POSITIONING GUIDE	U006	59
A0069104	Scanner Positioning Pin (4 pcs./set)	Special Tools	2
A0299387	Digital Multi-meter: FLUKE 87	Special Tools	3
A0793626	STEPPED SCREW - SWING CLEANING	U018	19
A0929503	Test Chart-C4 (3 pcs./set)	Special Tools	4
A1342978	SPRING PLATE	U006_S012_S001	60
		U006_S013_S001	60
A1343180	BOTTLE CHUCK	U007	22
A2324666	CUSHION - STEPPER MOTOR	U004	14
		U006	61
		U010_S001	24

Number	Part Name	Group	ID
A2486687	RIGHT DRIVE SHAFT	U006_S007	62
		U006_S009	62
		U006_S011	62
A2486694	WIRE RING	U006_S007	63
		U006_S009	63
		U006_S011	63
A2486695	GUIDE - PULLEY	U006_S007	64
		U006_S009	64
		U006_S011	64
A2486713	HOOK - TENSION SPRING	U006_S007	65
		U006_S009	65
		U006_S011	65
A2501752	EXPOSURE GLASS	U004	15
A2574493	BAND	U017	18
A2579300	Grease Barrierta - S552R	Special Tools	5
A2672857	SPRING PLATE - SIDE FENCE	U006_S012_S002	66
		U006_S013_S002	66
A2672859	SIDE FENCE STOPPER	U006_S012_S002	67
		U006_S013_S002	67
A2672860	REAR LEVER STOPPER	U006_S012_S002	68
		U006_S013_S002	68
A2941163	GEAR - 30Z	U007_S001	23
A2943319	CASE CUSHION	U007_S002	24
		U007_S004	24
A2943354	RACK - 10Z	U007	25
A2943445	STOPPER SUPPORT PLATE	U007	26
A2943446	TONER BOTTLE STOPPER	U007	27
A2943447	TONER BOTTLE SET FEELER	U007	28
A2943454	LEVER STOPPER	U007	31
A2943461	LEVER RACK JOINT	U007	32
A2944171	COUPLED GEAR - 17Z/32Z	U015_S001_S004	27
		U015_S003_S004	27
		U015_S004_S004	27
A2946643	LEFT FRONT FENCE	U006_S006	70
		U006_S008	70
		U006_S010	70
A2946690	FEELER - PAPER HEIGHT SENSOR	U006_S007	73
		U006_S009	73

## Exclusive Parts

Number	Part Name	Group	ID
		U006_S011	73
A4181158	SPACER - M6.5X1	U003_S001_S001	24
A4221063	SEAL - 0.7X13X20	U003_S001	25
		U003_S001_S006	25
A5482139	PULLEY	U003_S001	26
A6281225	BUSHING - 8MM	U003_S001_S001	27
A8061163	GUIDE PLATE CUSHION	U003_S001_S001	28
		U003_S001_S001_S001	28
A8063281	TIMING PULLEY - T14 S3M	U013_S002	12
A8592112	DRIVE SHAFT - PAPER FEED BELT	U003_S001_S001	29
A8592319	BASE CUSHION	U003_S001_S001	30
A8597211	STEPPED SCREW	U003	31
AA000291	DECAL:POSITIONING DISPLAY:SCREW:PP	U012	16
AA001508	DECAL:SIDE FENCE:40X30	U006_S006_S002	74
		U006_S008_S002	74
		U006_S010_S002	74
AA001509	DECAL:SIDE FENCE:16X30	U006_S007_S001	75
		U006_S009_S001	75
		U006_S011_S001	75
AA003056	DECAL:GRIP:SHORT:PP	U012	17
AA021034	MAGNETIC	U017	19
AA021035	MAGNETIC:COVER	U007	33
AA036015	CAP:COLLECTION BOTTLE	U013_S004	13
AA043271	TIMING BELT S3M 196T	U006_S006	76
		U006_S008	76
		U006_S010	76
AA043293	TIMING BELT - 40S2M268G	U017	20
AA043323	TIMING BELT:40S2M120	U016	21
AA043324	TIMING BELT - B40S2M152	U006	77
AA043325	TIMING BELT - B40S2M250	U006	78
AA043333	TIMING BELT:60S2M168	U017	21
AA043342	SYNCHRONOUS BELT:40S3M666	U013_S001	14
AA043443	TIMING BELT - S2M 140	U008	29
AA043650	TIMING BELT - B60S2M290	U017	22
AA043652	TIMING BELT - B60S2M130	U016	23

Number	Part Name	Group	ID
AA043659	SYNCHRONOUS BELT:40S3M231	U013_S002	15
AA043663	TIMING BELT:40S2M162	U016	24
AA043682	SYNCHRONOUS BELT:60S1.5M150	U003_S001	37
AA043683	SYNCHRONOUS BELT:60S1.5M204	U003_S001	38
AA043684	SYNCHRONOUS BELT:60S1.5M390	U003_S001	39
AA043695	SYNCHRONOUS BELT:60DS3M534	U016	25
AA043698	SYNCHRONOUS BELT:40S1.5M300	U003_S001	42
AA043725	TIMING BELT:40S2M142	U010_S001	136
AA043726	SYNCHRONOUS BELT:60S2M134	U014	21
AA043727	SYNCHRONOUS BELT:80S2M190	U008	198
AA043731	TIMING BELT:40S2M184	U016	147
AA043737	TIMING BELT:60S2M188	U006	416
AA060523	PICK-UP PRESSURE SPING	U006_S002	80
		U006_S003	80
		U006_S004	80
AA060575	RELEASE SPRING	U006_S002	81
		U006_S003	81
		U006_S004	81
AA060757	TENSION SPRING - LONG	U006_S007	82
		U006_S009	82
		U006_S011	82
AA060758	TENSION SPRING - SHORT	U006_S007	83
		U006_S009	83
		U006_S011	83
AA060811	TENSION SPRING - STOPPER	U007	34
AA060812	LEVER TENSION SPRING	U007	35
AA060842	TENSION SPRING	U003_S001	43
AA060961	TENSION SPRING:SIDE FENCE:REAR	U006_S012	84
		U006_S013	84
AA060987	TENSION SPRING:TIMING BELT:10N	U006_S006	85
		U006_S008	85
		U006_S010	85
AA061000	SPRING - 1.42N	U006_S002	86
		U006_S003	86

## Exclusive Parts

Number	Part Name	Group	ID
		U006_S004	86
AA061067	TENSION SPRING:DRIVE WERE:DRIVE	U010_S001	26
AA061068	TENSION SPRING:BRACKET:DRIVEN ROLLER:INNER BACK	U010_S001	27
AA061114	TENSION SPRING:POSITIONING SENSOR	U010_S001	28
AA061116	TENSION SPRING:STRIPPER PLATE:2N	U015_S001	28
		U015_S003	28
		U015_S004	28
AA061134	TENSION SPRING:LEVER:PRESSURE	U015_S001	29
		U015_S003	29
		U015_S004	29
AA061139	TENSION SPRING:EXIT:TENSIONER	U016	26
AA061169	TENSION SPRING:TONER CATCH PAN:DISCHARGE USED TONER	U013_S003	16
AA061170	COIL SPRING:GATE PAWL:EXIT:ENTRANCE	U016	27
AA061171	COIL SPRING:LATCH:REVERSE EXIT:LEFT LOWER	U016_S002	28
AA061172	COIL SPRING:GATE PAWL:EXIT:DUPLEX	U016_S002	29
AA061173	COIL SPRING:GATE PAWL:DUPLEX:ENTRANCE	U017	23
AA061177	TENSION SPRING:VIBRATING PLATE:VERTICAL TRANSPORT	U013_S002	17
AA061191	TENSION SPRING:REGISTRATION	U008	31
AA061192	TENSION SPRING:TIMING ROLLER	U008	32
AA062352	TENSION SPRING:HEAT ROLLER	U015_S001	30
		U015_S003	30
		U015_S004	30
AA062797	COMPRESSION SPRING:DRAWER:22.2N	U022	22
AA063268	CONNECTOR SPRING	U006	87
AA063392	CHUCK SPRING	U007	36
AA063435	COMPRESSION SPRING:PAPER FEED	U003_S001_S001	44

Number	Part Name	Group	ID
	EED:JOINT		
AA063463	COMPRESSION SPRING:DRAWER	U010	29
		U015	31
AA063465	COMPRESSION SPRING:CLEANING FELT:27N	U015_S002	32
AA063472	COMPRESSION SPRING:CONNECTOR:UPPER	U022	23
AA063601	RACK SPRING	U007	37
AA063602	CHUCK SPRING	U007	38
AA063674	SPRING - 8N	U016	30
		U016_S003	30
		U017	24
AA063675	SPRING - 5N	U016	31
		U017	25
AA063678	SPRING - 3.5N	U008	33
AA063693	COMPRESSION SPRING:PRESSURE:DRIVEN ROLLER	U006	88
		U006_S002	88
		U006_S003	88
		U006_S004	88
		U006_S005	88
AA063694	COMPRESSION SPRING:HANDLE	U006	89
AA063695	COMPRESSION SPRING:GRIP	U006	90
AA064000	COMPRESSION SPRING:PRESSURE	U015_S001	33
		U015_S003	33
		U015_S004	33
AA066320	FEELER TORSION SPRING	U007	39
AA066402	TORSION SPRING:GUIDE PLATE:REAR	U008	34
AA066403	TORSION SPRING:GUIDE PLATE:FRONT	U008	35
AA066419	TORSION SPRING:GRIP	U008	36
AA066667	SPRING:STRIPPER PLATE:FRONT	U006	384
AA070090	SLIDE RAIL:FUSING UNIT	U015	34
AA080154	REAR BUSHING	U012_S001	18
AA080265	BUSHING:6X8X5	U006	91
AA080346	BUSHING:FLANGE TYPE:DIA6	U003_S001	45
		U006	92
		U008	37

## Exclusive Parts

Number	Part Name	Group	ID
		U016	32
		U017	26
AA080347	BUSHING - 8MM	U003_S001	46
AA080354	BUSHING - 6MM	U015_S002	35
AA080356	BUSHING - 6MM	U015_S002	36
AA082101	BUSHING - 6X10X6	U003_S001	47
		U003_S001_S001	47
		U012_S001	19
		U015_S001	37
		U015_S003	37
		U015_S004	37
		U016	33
		U016_S002	33
AA082104	BUSHING - 8X12X7	U008	38
		U010_S001	30
		U016_S002	34
		U022	24
AA082115	PLAIN SHAFT BEARING:5X10X5	U015_S001	186
		U015_S003	186
		U015_S004	186
AA082144	BUSHING - 8X12X7	U003_S001	48
		U008	39
AA082173	PLAIN SHAFT BEARING:6X10X6	U014	10
AA083009	CLUTCH ROLLER - 8X18X11	U006_S002	93
		U006_S003	93
		U006_S004	93
AA083022	BUSHING:DIA6:DIA8	U010_S001	31
		U011_S001	8
AA084059	BALL BEARING HOLDER	U006	94
		U006_S002	94
		U006_S003	94
		U006_S004	94
		U006_S005	94
		U008	40
		U016	35
		U016_S002	35
		U016_S003	35
		U017	27

Number	Part Name	Group	ID
AA113037	TERMINAL:4P:187	U015_S001	38
		U015_S003	38
		U015_S004	38
AA120084	DISCHARGE BRUSH	U016	36
AA120097	ANTISTATIC BRUSH	U016	37
AA120127	DISCHARGE BRUSH:FUSING	U008	41
AA120150	DISCHARGE BRUSH:REVERSE:17 MM	U008	42
		U016_S002	38
AA132013	SPACER	U003_S001_S001	49
AA132203	SPACER - 6MM	U006	95
		U006_S007	95
		U006_S009	95
		U006_S011	95
AA132227	SPRING WASHER:DIA12	U015_S001	39
		U015_S003	39
		U015_S004	39
AA132300	ROLLER:LOCK:PULL OUT	U022	25
AA140686	SHAFT - TIMING PULLEY	U006_S006	96
		U006_S008	96
		U006_S010	96
AA140912	SCREW - 8X14X2.8	U006	97
AA143444	STEPPED SCREW	U010_S001	32
		U016	39
AA143520	SHOULDER SCREW - M3	U015_S001	40
		U015_S002	40
		U015_S003	40
		U015_S004	40
AA143550	SCREW:DIA4:M3	U006	98
AA143562	SCREW:M4:DIA6X1.2	U007	40
AA143569	SCREW	U006	99
AA143788	PIN:GUIDE PLATE:PAPER FEED	U003_S001	50
AA143789	SHAFT:CLEANER	U003_S001	51
AA143791	SCREW:SAFETY	U003_S001	52
AA143797	CONNECTOR GUIDE PIN	U001	11
		U006	382
		U019	25
AA143810	DEVELOPMENT COVER SCREW	U006	101
AA143811	STEPPED SCREW - M3X4	U017	28

## Exclusive Parts

Number	Part Name	Group	ID
AA143812	SCREW - SCALE	U008	43
AA143816	FLAT SCREW:CHUCK:BOTTLE	U007	41
AA143842	SCREW:DIA6:14.5:M4	U003_S001	53
AA143846	TAPPING SCREW:M3X6	U003_S001_S006	54
AA143847	STEPPED SCREW:DIA5:3.5:M3	U015_S001	41
		U015_S003	41
		U015_S004	41
AA148778	SHAFT:ARM:PLATE	U006	102
AA152299	BOTTLE HOLD SEAL	U007	42
AA161104	CUSHION - MOTOR	U004	16
AA161122	MOTOR CUSHION	U006	103
		U008	44
		U016	40
		U017	29
AA161177	CUSHION:BASE:TANDEM LCT:LARGE	U006_S007	397
		U006_S009	397
		U006_S011	397
AA161178	CUSHION:BASE:TANDEM LCT:SMALL	U006_S007	398
		U006_S009	398
		U006_S011	398
AB010173	GEAR - 60Z	U015_S002	42
AB010174	GEAR - 20Z/50Z	U015_S002	43
AB010175	GEAR - 24Z	U015_S002	44
AB010176	GEAR - 24Z	U015_S002	45
AB010210	GEAR:DRIVE:EXIT:41Z	U016	41
AB011125	GEAR:20/29Z	U012_S001	21
AB011126	GEAR:20Z	U012_S001	22
AB011392	DRIVE REVERSE GEAR - 24Z	U006_S002	106
		U006_S003	106
		U006_S004	106
AB011540	GEAR:AGITATOR:DRIVE	U013_S003	18
AB011591	GEAR:REVERSE	U006_S002	107
		U006_S003	107
		U006_S004	107
AB012005	GEAR - 13Z	U007	43
AB012007	GEAR - 14Z	U007	44
AB012008	GEAR - 23Z	U007	45
AB012327	GEAR:16Z	U006_S012	108

Number	Part Name	Group	ID
		U006_S013	108
AB013781	GEAR - 30Z	U006_S007	109
		U006_S009	109
		U006_S011	109
AB013798	GEAR - Z18	U006_S006	110
		U006_S008	110
		U006_S010	110
AB014229	COUPLEDGEAR - 17Z/32Z	U015_S001_S004	46
		U015_S003_S004	46
		U015_S004_S004	46
AB014243	GEAR:IDLER:Z30	U008	45
AB014287	GEAR:IDLER:FUSING	U015_S001	47
		U015_S003	47
		U015_S004	47
AB017514	DOUBLE GEAR - 12/27Z	U007	46
AB017515	DOUBLE GEAR - 12/23Z	U007	47
AB017725	GEAR/TIMING PULLEY - 20Z/20T	U006	111
AB017726	GEAR/TIMING PULLEY - 20Z/20T	U006	112
AB017771	GEAR:TRANSPORT ROLLER:INPUT:Z23/Z28	U006_S002	113
		U006_S003	113
		U006_S004	113
AB017855	GEAR:IDLER:DRIVE:EXIT:101Z	U016	42
AB019475	GEAR - 48T	U006_S006	114
		U006_S008	114
		U006_S010	114
AB030081	PULLEY - 20Z	U016	43
AB030808	TIMING PULLEY - 20T	U016	44
AB030842	TIMING PULLEY:S2M:30T	U008	46
		U017	30
AB030877	TIMING PULLEY:Z51	U013	19
AB030880	PULLEY:S2M:22T	U016	45
AB032058	WIRE PULLEY - M10	U006_S007	115
		U006_S009	115
		U006_S011	115
AB032072	PULLEY:DRIVEN:WIRE	U010_S001	33
AB032719	PULLEY - M10	U006_S007	116
		U006_S009	116
		U006_S011	116



## Exclusive Parts

Number	Part Name	Group	ID
AB033084	TIMING PULLEY - 15T	U006_S006	117
		U006_S008	117
		U006_S010	117
AB033085	TIMING PULLEY - 15T	U006_S006	118
		U006_S008	118
		U006_S010	118
AB033118	TORQUE LIMITER MECHANICAL CLUTCH:TONER RECYCLING SUB-UNIT	U013_S001	20
AB033119	TIMING PULLEY:Z25:Z14	U013_S002	21
AC030211	MIRROR:NO.1	U004_S001	17
AE010118	HOT ROLLER:DIA54:ASS'Y	U015_S001	49
		U015_S003	49
		U015_S004	49
AE012043	HEAT ROLLER:DIA40	U015_S001	50
		U015_S003	50
		U015_S004	50
AE020220	PRESSURE ROLLER:DIA65	U015_S001	51
		U015_S003	51
		U015_S004	51
AE030030	BALL BEARING - 8X19X6	U015_S001	52
		U015_S003	52
		U015_S004	52
AE030039	BALL BEARING	U015_S001	53
		U015_S003	53
		U015_S004	53
AE030044	BALL BEARING - 10X22X6	U015_S001	54
		U015_S003	54
		U015_S004	54
AE030049	BALL BEARING -20X32X7	U015_S001	55
		U015_S003	55
		U015_S004	55
AE030086	RADIAL BALL BEARING:DIA25XDIA37X7	U015_S001	56
		U015_S003	56
		U015_S004	56
AE031037	BUSHING - M4	U015_S001_S004	57
		U015_S003_S004	57
		U015_S004_S004	57

Number	Part Name	Group	ID
AE032031	THERMAL INSULATING BUSHING - 30MM	U015_S001	58
		U015_S003	58
		U015_S004	58
AE044075	STRIPPER PAWLS	U015_S001	59
		U015_S003	59
		U015_S004	59
AE045062	WEB:SUB-ASS'Y	U015_S002	60
AF013029	PAD:BASE	U006_S012_S003	402
		U006_S013_S003	402
AF017033	END FENCE	U006_S012	120
		U006_S013	120
AF020740	TRANSPORT ROLLER:VERTICAL TRANSPORT:DRIVE	U006	121
AF020743	TRANSPORT ROLLER:DRIVE:PAPER FEED UNIT	U006_S002	122
		U006_S003	122
		U006_S004	122
AF020744	TRANSPORT ROLLER:DRIVEN:PAPER FEED UNIT	U006_S002	123
		U006_S003	123
		U006_S004	123
AF022064	TRANSPORT ROLLER:DRIVEN	U014	11
AF022067	GUIDE STOPPER ROLLER	U017	31
AF022105	ROLLER - SLIDE RAIL	U006_S007	124
		U006_S009	124
		U006_S011	124
AF022165	TRANSPORT ROLLER - DRIVEN	U006	125
		U006_S005	125
AF022167	TRANSPORT ROLLER - DRIVEN	U008	47
AF022182	TRANSPORT ROLLER:DRIVEN:DIA17.5X2	U016	46
		U016_S002	46
		U016_S003	46
		U017	32
AF030173	(EPDM):(For standard use):PAPER FEED ROLLER:PICKUP	U006_S002	421
		U006_S003	421
		U006_S004	421
AF031098	PAPER FEED ROLLER:FEED	U006_S002	127
		U006_S003	127
		U006_S004	127
AF031140	(EPDM):PAPER FEED ROLLER:FE	U006_S002	419

## Exclusive Parts

Number	Part Name	Group	ID
	ED	U006_S003	419
		U006_S004	419
AF032098	PAPER FEED ROLLER:SEPARATE	U006_S002	128
		U006_S003	128
		U006_S004	128
AF032140	(EPDM):PAPER FEED ROLLER:SEPARATE	U006_S002	420
		U006_S003	420
		U006_S004	420
AG050100	KNOB - TRANSPORT ROLLER	U008	48
		U016	47
		U017	33
AG050101	KNOB - MISFEED REMOVAL	U006	129
AG051141	RELEASE LEVER	U008	49
AG070022	MAGNET CATCH:25.5N	U007	48
AG070513	MAGNET CATCH	U008	50
AG071012	MAGNET CATCH:ASS'Y	U013	22
AH012031	CASTER:1470N	U022	26
AW010107	PAPER FEED SENSOR	U006_S002	130
		U006_S003	130
		U006_S004	130
AW010113	SENSOR	U006_S007	131
		U006_S009	131
		U006_S011	131
AW010127	PAPER FEED SENSOR	U017	34
AW010134	ORIGINAL SENSOR - 48MM	U004	18
AW010147	PHOTO REFLECTION SENSOR	U014	12
		U015_S001	61
		U015_S003	61
		U015_S004	61
AW010150	PHOTO REFLECTION SENSOR:ORIGINAL TRAY	U003_S001	55
AW010151	PHOTO REFLECTION SENSOR:PS122TL1-A	U003_S001	56
AW010200	PAPER FEED SENSOR:FUSING EXHIT	U016	48
AW020145	PHOTOINTERRUPTOR:FLAT	U006_S002	132
		U006_S003	132
		U006_S004	132

Number	Part Name	Group	ID
		U006_S006	132
		U006_S007	132
		U006_S008	132
		U006_S009	132
		U006_S010	132
		U006_S011	132
AW020146	PHOTOINTERRUPTOR:FLAT:PICH2MM:M4	U022	27
AW020163	PAPER FEED SENSOR	U006_S006	133
		U006_S008	133
		U006_S010	133
AW020200	POSITIONING SENSOR:FLAT BELT-TRANSFER	U010_S001	35
AW020234	PHOTOINTERRUPTOR:GP1A173LCS5F	U003_S001	295
AW100107	THERMISTOR	U021	19
AW100183	THERMOPILE	U015	188
AW110052	THERMOSTAT:211C	U015_S001	64
		U015_S003	64
		U015_S004	64
AW110122	THERMOSTAT:225C:250V/17A	U015_S001	65
		U015_S003	65
		U015_S004	65
AW140026	TEMPERATURE & HUMIDITY SENSOR	U013	61
AW140027	TEMPERATURE & HUMIDITY SENSOR	U009	152
AW500010	PUSH SWITCH	U006	134
AW500023	PUSH SWITCH	U006	135
		U010_S001	36
		U013	25
AX040145	DC MOTOR:TANDEM LCT	U006_S006	136
		U006_S008	136
		U006_S010	136
AX040157	STEPPER MOTOR DC1.68V 6.7W	U006	137
		U008	52
		U016	50
		U017	35

## Exclusive Parts

Number	Part Name	Group	ID
AX040158	STEPPER MOTOR DC2.64V 6.3W	U006	138
AX040167	DC MOTOR:CLEANER:ASS'Y	U015_S001_S004	66
		U015_S003_S004	66
		U015_S004_S004	66
AX040181	DC STEPPER MOTOR:SHIFT:MM56:3.4W	U008	53
AX040254	DC MOTOR:RISING TRAY:ASS'Y:1.007W:BURUSH	U003_S001	59
		U006	139
AX050331	DC STEPPER MOTOR:ON-OFF:FUSING:7.2W	U018_S002	20
AX060333	STEPPER MOTOR DC2.4V 13W	U008	54
		U016	51
AX060393	DC STEPPER MOTOR:MM42:1.3A:4.42V	U010_S001	37
AX060394	DC STEPPER MOTOR:MM42:1.2A:3.60V	U010_S001	38
AX060424	DC STEPPER MOTOR:MM56XL76	U008	55
AX060454	DC BRUSHLESS MOTOR:EXIT:21W	U016	52
AX400178	HEATER:240V:18W:UPPER	U006_S014	140
		U006_S015	140
AX400275	HEATER:230V:9W	U010_S001	137
AX440358	(NA):HEATER:PRESSURE ROLLER:208V:800W:INFRARED	U015_S003	67
AX440359	(CHN/EU):HEATER:PRESSURE ROLLER:220V:800W:INFRARED	U015_S001	68
		U015_S004	68
AX450055	(NA):HEATER:HEAT ROLLER:A:208V:1090/1000W:INFRARED	U015_S003	69
AX450056	(NA):HEATER:HEAT ROLLER:B:208V:1150/900W:INFRARED	U015_S003	70
AX450057	(CHN/EU):HEATER:HEAT ROLLER:A:220V:1090/1000W:INFRARED	U015_S001	71
		U015_S004	71
AX450058	(CHN/EU):HEATER:HEAT ROLLER:B:220V:1150/900W:INFRARED	U015_S001	72
		U015_S004	72
AX640200	FAN:MM60:DC 3.12W	U014	13
AX640224	DC FAN MOTOR:AXIAL:MM80	U021	20
AX650048	FAN:SIROCCO:1.44W	U010_S002	40
		U021	21

Number	Part Name	Group	ID
AX650056	DC FAN MOTOR:AXIAL:MM92	U021	22
AX660015	DC FAN MOTOR:SIROCCO:DC24V:PWM	U021	23
AZ240369	POWER SUPPLY UNIT:FW:200V	U020	52
AZ240373	POWER SUPPLY UNIT:ECO:200V	U020	51
AZ250064	POWER SUPPLY UNIT	U020	14
AZ310032	POWER PACK:D	U012	23
AZ320193	POWER PACK:CGB	U019	27
AZ320194	POWER PACK:T1/T2	U010_S001	41
B0391367	RIVET - M6	U021	107
B0434645	SPRING - 2N	U003_S001	60
B0651374	CLOTH - DF EXPOSURE GLASS	U023	11
B0654935	LEVER:GUIDE PLATE:ASS'Y	U017	37
B0656118	GUIDE PLATE:HEAT SINK:UPPER:FIBER	U006_S015	141
B0656136	TRAY LOCK ARM	U006	142
B0656345	PAPER END SENSOR BRACKET	U006_S002	143
		U006_S003	143
		U006_S004	143
B0656524	BOTTOM PLATE LIFT SHAFT	U006_S012	144
		U006_S013	144
B0656526	LIFT LEVER	U006_S012	145
		U006_S013	145
B0656538	POSITIONING STOPPER LEVER	U006_S012_S001	146
		U006_S013_S001	146
B0656545	DECAL - POSITIONING	U006_S012	147
		U006_S013	147
B0656589	LEFT SUPPORT PLATE	U006	400
B0656591	PAPER TRAY HOLDER BASE	U006	148
B0656717	PAPER VOLUME SHIELD PLATE	U006_S007	149
		U006_S009	149
		U006_S011	149
B0656769	LOCK ARM	U006	150
B0656823	TIMING BELT COVER	U006_S006	151
		U006_S008	151
		U006_S010	151
B0656830	PULLEY BRACKET	U006_S006	152
		U006_S008	152

## Exclusive Parts

Number	Part Name	Group	ID
		U006_S010	152
B0656831	SENSOR BRACKET	U006_S006	153
		U006_S008	153
		U006_S010	153
		U006_S010	153
B0656862	LARGE LEVER	U006_S007	154
		U006_S009	154
		U006_S011	154
B0656864	SMALL LEVER	U006_S007	155
		U006_S009	155
		U006_S011	155
B0656870	STAY -RIGHTBASE	U006_S007	156
		U006_S009	156
		U006_S011	156
B0656872	OIL DAMPER BRACKET	U006_S007	157
		U006_S009	157
		U006_S011	157
B0656875	PROTECTION -INNER COVER	U006_S007	158
		U006_S009	158
		U006_S011	158
B0706667	END FENCE COVER FRONT	U006_S007	159
		U006_S009	159
		U006_S011	159
B0706683	LEVER:RELEASE:FRONT	U006_S007	160
		U006_S009	160
		U006_S011	160
B0706684	LEVER:RELEASE:REAR	U006_S007	161
		U006_S009	161
		U006_S011	161
B0706849	GUIDE:POSITIONING	U020	15
B1202063	BUSHING - 4MM	U013	26
B1253659	CUSHION:SWIVEL:STOPPER	U016	53
B1321183	BRACKET:LOCK	U022	28
B1321221	HOLDER:SPRING:PULL OUT	U022	29
B1322264	BUSHING:TERMINAL	U011_S001	9
B1323861	PTB UNIT GUIDE PLATE	U014	19
B1324167	GRIP:OIL APPLICATION UNIT:FIBER	U015_S001	73
		U015_S003	73
		U015_S004	73

Number	Part Name	Group	ID
B1324196	SPRING:PICK-OFF PAWL	U015_S001	74
		U015_S003	74
		U015_S004	74
B1324197	TORSION SPRING:LEVER	U015_S001	75
		U015_S003	75
		U015_S004	75
B1324265	ROLLER:PICK-OFF PAWL	U015_S001	76
		U015_S003	76
		U015_S004	76
B1324268	HOLDER:ROLLER:PICK-OFF PAWL	U015_S001	77
		U015_S003	77
		U015_S004	77
B1325996	DECAL:TOTAL COUNTER	U001_S010	12
B1326655	STEPPER MOTOR:PAPER FEED UNIT:ASS'Y	U014	14
B1326726	BRACKET:ARM:ASS'Y	U006	162
B1326762	DC SOLENOID:COUPLING:ASS'Y	U006	164
B1326764	BRACKET:CONNECTOR:RIGHT	U006	166
B1326791	PLATE:SIDE FENCE	U006_S012_S001	167
		U006_S013_S001	167
B1326797	SIDE FENCE:REAR:AUXILIARY	U006_S012	169
		U006_S013	169
B1326798	SPRING PLATE:PAPER TRAY:EAR TH	U006_S012	170
		U006_S013	170
B1327541	TRAY BOTTOM PLATE:LEFT REAR	U006_S006	171
		U006_S008	171
		U006_S010	171
B1327547	DC SOLENOID:END FENCE:FRONT:ASS'Y	U006_S007	172
		U006_S009	172
		U006_S011	172
B1327550	COVER:PULLEY:DRIVE WERE	U006_S007	173
		U006_S009	173
		U006_S011	173
B1327561	BACK FENCE:LEFT	U006_S006	174
		U006_S008	174
		U006_S010	174
B1327564	SLIDER:BACK FENCE:LEFT	U006_S006	175
		U006_S008	175

## Exclusive Parts

Number	Part Name	Group	ID
		U006_S010	175
B1327571	DC SOLENOID:END FENCE:REAR:ASS'Y	U006_S007	176
		U006_S009	176
		U006_S011	176
		U006_S007	177
B1327575	BRACKET:CONNECTOR:TANDEM LCT	U006_S009	177
		U006_S011	177
		U006_S011	177
B1327591	RAIL:PAPER TRAY:ASS'Y	U006	178
B1329700	Drum Setting Powder	Special Tools	6
B1406221	HEAT SINK:HEATER:LOWER:SUB-ASS'Y	U006_S014	179
B1406226	HEAT SINK:HEATER:LOWER:EU:ASS'Y	U006_S014	180
B1816780	LINK:END FENCE:PAPER SIZE SENSOR:ASS'Y	U006_S012	181
		U006_S013	181
B1816789	LINK:SIDE FENCE:PAPER SIZE SENSOR	U006_S012	182
		U006_S013	182
B2232873	DECAL - SIDE FENCE REAR	U006_S012_S002	183
		U006_S013_S002	183
B2341118	FLY WHEEL FLANGE	U018	21
B2341542	SPACER - TOUCH PANEL L	U002_S001	12
		U002_S002	12
		U002_S003	12
B2341543	SPACER - TOUCH PANEL S	U002_S001	13
		U002_S002	13
		U002_S003	13
B2342125	SPRING - GRID	U009_S001	26
B2342390	FLANGED HEXAGONAL HEAD BOLT:M4X8	U001	13
		U011	10
		U015	79
B2342624	BALL BEARING - 8X12X5	U006_S002	184
		U006_S003	184
		U006_S004	184
B2342864	PAD:CLEANER	U006_S012_S001	185
		U006_S012_S002	185
		U006_S013_S001	185
		U006_S013_S002	185
B2343356	JOINT:CHUCK:TONER BOTTLE	U007	50

Number	Part Name	Group	ID
B2344258	CAP:HEAT PIPE	U016	54
B2344460	DISCHARGE BRUSH - L=341 SUS	U016	55
B2345280	PCB CRB	U008	56
B2346120	BRACKET:POSITIONING:PAPER TRAY	U006	186
		U006	187
		U006_S007	187
		U006_S009	187
B2346141	POSITIONING SLEEVE - INNER BACK	U006_S011	187
		U006	188
		U006	189
B2346181	SLIDE RAIL - RIGHT	U006	188
B2346188	SLIDE SLEEVE POSITIONING	U006	189
B2346198	COVER - SPAPER SIZE SENSOR	U006	190
B2346222	REVERSE DRIVE SHAFT	U006_S002	191
		U006_S003	191
		U006_S004	191
B2346223	DRIVEN REVERSE SHAFT	U006_S002	192
		U006_S003	192
		U006_S004	192
B2346242	GUIDE - ROLLER:DRIVEN PRESSURE	U006_S002	193
		U006_S003	193
		U006_S004	193
B2346275	PICKUP ARM	U006_S002	194
		U006_S003	194
		U006_S004	194
B2346282	PICKUP DC SOLENOID	U006_S002	195
		U006_S003	195
		U006_S004	195
B2346288	BSENSOR BRACKET - SENSOR	U006_S002	196
		U006_S003	196
		U006_S004	196
B2346301	TORQUE LIMITER:75MN M	U006_S002	197
		U006_S003	197
		U006_S004	197
B2346424	RELEASE GRIP	U008_S002	57
		U016_S001	56
		U016_S002	56
B2346455	BRACKET - UPPER	U006	198
B2346475	BRACKET - LOWER	U006	199

## Exclusive Parts

Number	Part Name	Group	ID
B2346490	SIDE FENCE:REAR:ASS'Y	U006_S012_S002	200
B2346495	GUIDE:FRONT:PAPER TRAY	U006	201
B2346497	GUIDE:REAR:PAPER TRAY	U006	202
B2346498	SHEET:TRAY BOTTOM PLATE	U006_S012	203
		U006_S013	203
B2346506	TIMING PULLEY - 30T	U006	204
B2346508	TENSION SPRING	U006	205
		U008	58
B2346514	TIMING BELT - S2M126	U006	206
B2346530	BRACKET	U006	207
B2346531	TIGHTENER BRACKET	U006	208
B2346532	TIGHTENER BRACKET	U006	209
B2346533	TIMING BELT - S2M152	U006	210
		U008	59
B2346542	GRIP DRIVE SHAFT	U006	212
B2346565	HARNESS CLAMP BRACKET	U006	213
B2346606	SENSOR BRACKET	U006_S007	214
		U006_S009	214
		U006_S011	214
B2346612	END FENCE - FRONT	U006_S007	215
		U006_S009	215
		U006_S011	215
B2346625	END FENCE - REAR	U006_S007	216
		U006_S009	216
		U006_S011	216
B2346630	(CHN/EU):GUIDE PLATE - END FENCE	U006_S007	217
		U006_S009	217
		U006_S011	217
B2346686	SIDE FENCE - RIGHT FRONT	U006_S007	218
		U006_S009	218
		U006_S011	218
B2346691	SIDE FENCE:TANDEM LCT:RIGHT:ASS'Y	U006_S007_S001	219
		U006_S009_S001	219
		U006_S011_S001	219
B2347540	TRAY BOTTOM PLATE:LEFT FRONT	U006_S006	220
		U006_S008	220
		U006_S010	220
B2382675	REGISTRATION ROLLER BUSHIN	U008	60

Number	Part Name	Group	ID
	G		
B2476672	GUIDE:INTERLOCK:TANDEM LCT	U006_S007	221
		U006_S009	221
		U006_S011	221
B2476695	GUIDE:MISFEED REMOVAL:PAPER TRAY	U006_S007	222
		U006_S009	222
		U006_S011	222
		U006_S012	222
		U006_S013	222
B2476753	LOCK SPRING - LARGE	U006	223
B2476754	LOCK SPRING - SMALL	U006	224
B2476901	OIL DAMPER:FALL	U006_S007	225
		U006_S009	225
		U006_S011	225
B2476950	SHAFT:SLIDER:BACK FENCE	U006_S006	226
		U006_S008	226
		U006_S010	226
B2476951	BRACKET:PULLEY:DRIVEN:ASS'Y	U006_S006	227
		U006_S008	227
		U006_S010	227
B3033682	MISFEED REMOVAL KNOB	U006	228
B3863320	SPRING:BELT:PAPER FEED:8N	U003_S001_S001	61
B3871951	SPRING - PAPER SIZE SENSOR	U003_S001	62
B3872113	ROLLER - PAPER FEED BELT	U003_S001_S001	63
B4772227	PICKUP ROLLER:COUPLING	U003_S001_S001	64
B4772622	DISCHARGE BRUSH:L11	U003_S001	65
B4774117	SPRING	U003_S001_S006	66
B4774129	SPRING - 12N	U003_S001	67
B4774131	SPRING	U003_S001	68
B5457506	SCREW:BUSHING	U011_S001	11
B5991225	MAGNET CATCH:78.4N	U019	28
B6455010	SD Card	Special Tools	7
B6522215	GUIDE:PAPER FEED BELT:FRONT	U003_S001_S001	69
B6523174	TENSION SPRING	U003_S001	70
B7001802	TIMING BELT:B40S2M134	U011_S001	12
B7005804	STEPPER MOTOR:DIA42:Z17:ASS'Y	U009	27
B7061859	SCREW:SLIDER:LOCK	U003_S001	73

## Exclusive Parts

Number	Part Name	Group	ID
B7125605	GRIP:APPLICATION	U004	20
		U010_S002	42
B7892114	PAPER FEED BELT ROLLER	U003_S001_S001	74
B8022532	SPRING PLATE:SIDE FENCE	U003_S001	75
B8022536	SLIDER:SIDE FENCE	U003_S001	76
B8041180	DISCHARGE BRUSH:PUNCH UNIT	U003_S001	77
B8301135	SCREW	U003_S001	78
		U008	61
B8341648	TIMING BELT - B60S2M120	U008	62
B8343312	COLLAR	U006	229
BB013007	GEAR - 20Z	U006_S002	230
		U006_S003	230
		U006_S004	230
BB013008	GEAR - 31Z	U006_S002	231
		U006_S003	231
		U006_S004	231
BB013025	GEAR:PRESSURE ROLLER	U015_S001	80
		U015_S003	80
		U015_S004	80
BB013028	GEAR:IDLER:35Z:ASS'Y	U015_S001	81
		U015_S003	81
		U015_S004	81
BB013036	GEAR:IDLER:25Z:ASS'Y	U015_S001	82
		U015_S003	82
		U015_S004	82
BB013037	GEAR:JOINT:PRESSURE:ASS'Y	U015_S001	83
		U015_S003	83
		U015_S004	83
BB013038	GEAR:HOT ROLLER:ASS'Y	U015_S001	48
		U015_S003	48
		U015_S004	48
BB013040	GEAR:SHIFT:ROLLER:Z30	U008	63
C1012360	SNAP RING	U001	14
C2383879	TIMING BELT	U010_S001	43
C2672944	SCREW:ACTUATOR:SURFACE OF PAPER SENSOR	U001	15
C2693566	BUSHING:MM8:PRESSURE:DRIVE	U006	232
C4019503	20x Magnification Scope	Special Tools	8

Number	Part Name	Group	ID
D0094388	ROLLER CLUTCH	U015_S002	84
D0144192	CLAMP:HARNESS	U015_S001	85
		U015_S003	85
		U015_S004	85
D0144247	HOUSING - TEMPERATURE SENS OR	U015_S001	86
		U015_S003	86
		U015_S004	86
D0145973	COVER:SD-CARD	U020	16
D0146272	BUSHING:BRUSH:REAR	U012_S001	24
D0146784	SPRING PLATE:END FENCE	U006_S012	235
		U006_S013	235
D0146785	SPRING PLATE:ARM:END FENCE: LOCK	U006_S012	236
		U006_S013	236
D0159500	Yellow Toner	Special Tools	9
D0159501	Setting Powder	Special Tools	10
D0291749	PULLEY:PROTECTION	U004	21
D0396327	SPACER:SENSOR:TM	U010_S001	44
D0462862	DECAL:H-TEMP WARNING:HEATE R	U006	237
D0462863	DECAL:H-TEMP WARNING:PAPER FEED	U001_S006	16
		U001_S007	16
D0464655	TIMING BELT:S2M180	U016	57
D0591273	DECAL:MAIN SWITCH	U001_S009	17
D0592399	FLANGED HEXAGONAL HEAD BOL T:M3*4	U006	239
		U008	64
D0592469	SCREW:ROUND POINT:M4X6	U009	137
D0592620	RETAINING RINGS-C	U006_S002	240
		U006_S003	240
		U006_S004	240
D0596121	SPRING:CONNECTOR:TANDEM L CT	U006	241
D0596169	STAY:TANDEM LCT:ASS'Y	U006	381
D0596170	BRACKET:SLIDE RAIL:PAPER TRAY:2:ASS'Y	U006	242
D0596172	PAPER TRAY STOPPER	U006	243
D0596212	LEVER:PRESSURE:REVERSE	U006_S002	244
		U006_S003	244
		U006_S004	244

## Exclusive Parts

Number	Part Name	Group	ID
D0596277	COVER:GEAR:PAPER FEED ROLLER	U006_S002	245
		U006_S003	245
		U006_S004	245
D0596278	COVER:GEAR:REVERSE	U006_S002	246
		U006_S003	246
		U006_S004	246
D0596496	GUIDE:MIDDLE:PAPER TRAY	U006	247
D0596591	SPRING:PAPER TRAY:LOCK	U006	248
D0596620	LEVER:COUPLING:LEFT	U006_S006	249
		U006_S008	249
		U006_S010	249
D0596659	SUPPORTING PLATE:SIDE FENCE:LEFT	U006_S006	251
		U006_S008	251
		U006_S010	251
D0596664	GUIDE:MIDDLE:PAPER TRAY	U006	252
D0596665	BRACKET:DC MOTOR:LEFT:ASS'Y	U006_S006	253
		U006_S008	253
		U006_S010	253
D0596668	SIDE PLATE:SIDE:TANDEM LCT	U006_S007	254
		U006_S009	254
		U006_S011	254
D0596712	INNER COVER:TANDEM LCT	U006_S007	255
		U006_S009	255
		U006_S011	255
D0596721	STOPPER:PAPER TRAY	U006	256
D0596725	BRACKET:STOPPER:PAPER TRAY:RIGHT:PEEN	U006	257
D0596765	DC SOLENOID:LOCK:ASS'Y	U006	258
D0626692	SLIDE RAIL:PAPER TRAY:LEFT:SUB-ASS'Y	U006	259
D0741180	LEVER:PULL OUT:PAPER EXIT UNIT	U022	31
D0741195	GUIDE:LOCK:TRANSPORT UNIT	U022	32
D0741250	ARM:HINGE:C/T BOX	U020	17
D0741255	SEPARATION PLATE:DUCT	U020	18
D0741329	DC MOTOR:DIA49:24V:6.3W	U018	22
D0741430	DRIVE UNIT:ON-OFF:FUSING:ASS'Y	U018_S002	23

Number	Part Name	Group	ID
D0741439	JOINT:ON-OFF:FUSING	U018_S002	24
D0741454	DC MOTOR:DIA49:9.8W:BLS	U018	25
D0742020	SHIELD GLASS:ASS'Y	U005_S001	5
D0742459	JOINT:CLEANING UNIT	U009_S004_S001	28
D0742541	DECAL:ARROW LABEL	U009_S002	29
D0742542	DECAL:GRIP	U009_S004_S001	30
D0742577	CONNECTOR:DRAWER:4POLE:RE C	U009	31
D0742632	BRACKET:DC STEPPER MOTOR:MM56:CAM	U016	58
		U017	38
D0742652	LEVER:LINK:TRANSPORT ROLLER	U008	65
D0742681	SHAFT:CAM:SHIFT	U008	67
D0742739	PRESSURE ROLLER:TRANSPORT ROLLER:SHIFT:DRIVEN	U008	70
D0742744	HOLDER:SHIFT:BEARING:FRONT	U008	71
D0742799	GUIDE PLATE:CONNECTION:LCT:LOWER	U008	72
D0742938	GUIDE PLATE:CONNECTION:LARGE CAPACITY TRAY:UPPER:PEEN	U008	73
D0742942	PIN:GUIDE PLATE:CONNECTION:LARGE CAPACITY TRAY:UPPER	U008	74
D0742952	BRACKET:CONTACT IMAGE SENSOR	U008	75
D0742970	CAM:GUIDE PLATE:OPEN AND CLOSE	U008	76
D0743047	BRACKET:HOLDER:DUPLEX:ASS'Y	U017	39
D0743168	CONTACT IMAGE SENSOR:REGISTRATION:MAIN SCANNING:214MM	U008	77
D0743173	TIMING PULLEY:S2M:25T	U006	260
		U016	59
		U017	40
D0743824	PLATE:ROLLER:INTERMEDIATE TRANSFER	U010_S001	45
D0743829	DECAL:POSITIONING DISPLAY:TCRU	U001	18
		U001_S008	18
		U001_S009	18
		U009	32
		U009_S002	32



## Exclusive Parts

Number	Part Name	Group	ID
		U009_S003	32
		U015_S001_S002	87
		U015_S003_S002	87
		U015_S004_S002	87
D0743871	STOPPER:WIRE:PULLEY	U010_S001	46
D0743872	PULLEY:DRIVE WERE:ASS'Y	U010_S001	47
D0743878	HOLDER:RADIAL BALL BEARING:D RIVEN ROLLER:INNER BACK	U010_S001	48
D0743896	COVER:POSITIONING SENSOR:FL AT BELT-TRANSFER	U010_S001	50
D0744016	LEVER:WEB:ASS'Y	U015_S001	89
		U015_S003	89
		U015_S004	89
D0744063	HOUSING:THERMOSTAT:ASS'Y	U015_S001	90
		U015_S003	90
		U015_S004	90
D0744064	COVER:THERMOSTAT:PRESSURE	U015_S001	91
		U015_S003	91
		U015_S004	91
D0744067	LEVER:CONTROL PLATE:PRESSU RE	U015_S001	92
		U015_S003	92
		U015_S004	92
D0744070	SUPPORTING PLATE:LEVER:PRE SSURE	U015_S001	94
		U015_S003	94
		U015_S004	94
D0744072	STEPPED SCREW:M5	U015_S001	95
		U015_S003	95
		U015_S004	95
D0744102	COLLAR:DIA10X:DIA14X:12	U015_S001	97
		U015_S003	97
		U015_S004	97
D0744103	CAM:PRESSURE:A	U015_S001	98
		U015_S003	98
		U015_S004	98
D0744104	FEELER:CAM:PRESSURE:FRONT	U015_S001	99
		U015_S003	99
		U015_S004	99
D0744105	FEELER:CAM:PRESSURE:REAR	U015_S001	100

Number	Part Name	Group	ID
		U015_S003	100
		U015_S004	100
D0744106	JOINT:CAM:PRESSURE:A	U015_S001	101
		U015_S003	101
		U015_S004	101
D0744107	COLLAR:DIA10XDIA14X9.4	U015_S001	102
		U015_S003	102
		U015_S004	102
D0744180	HOUSING:THERMOSTAT:HEAT RO LLER:ASS'Y	U015_S001	103
		U015_S003	103
		U015_S004	103
D0744181	ELECTRODE PLATE:THERMOSTA T:HEAT ROLLER:MIDDLE	U015_S001	104
		U015_S003	104
		U015_S004	104
D0744182	ELECTRODE PLATE:THERMOSTA T:HEAT ROLLER	U015_S001	105
		U015_S003	105
		U015_S004	105
D0744185	RING:GUIDE:HEAT ROLLER:DIA40	U015_S001	106
		U015_S003	106
		U015_S004	106
D0744225	KNOB:FUSING	U023	12
D0744227	BOLT:M5:ROUND POINT	U015_S001	109
		U015_S003	109
		U015_S004	109
D0744300	SPRING PLATE:CLEANING UNIT:F USING	U015_S002	110
D0744302	PLAIN SHAFT BEARING:ROLLER:R EAR	U015_S002	111
D0744303	FEELER:CLEANING	U015_S002	112
D0744333	ROLLER:PLATE	U015_S002	113
D0744336	DECAL:WARNING (REMOVAL AND INSTALLATION):FUSING	U015_S001_S002	114
		U015_S003_S002	114
		U015_S004_S002	114
D0744351	STEPPED SCREW:DIA5.4DIA:DIA3. 5:M3	U010	51
		U015	115
D0744380	DECAL:H-TEMP WARNING:FUSIN G:WEB	U015_S002_S001	116
D0744391	HOLDER:KNOB:FUSING:DUAL FAC	U023	13

## Exclusive Parts

Number	Part Name	Group	ID
	ES TEPE		
D0744698	LEVER:LOCK:GUIDE PLATE	U016	63
D0746092	BRACKET:HEATER:INTERMEDIATE TRANSFER	U010_S001	52
D0746097	THERMOSTAT:INTERMEDIATE TRANSFER	U010_S001	53
D0746134	PLAIN SHAFT BEARING:INSULATE	U010_S001	54
D0746146	BRACKET:BIAS:INTERMEDIATE TRANSFER	U010_S001	57
D0746147	TERMINAL:INTERMEDIATE TRANSFER	U010_S001	58
D0746161	COVER:BIAS:INTERMEDIATE TRANSFER	U010_S001	59
D0746165	PULLEY:ON-OFF:BELT TENSIONER	U008	78
D0746180	COMPRESSION SPRING:BIAS:INTERMEDIATE TRANSFER	U010_S001	60
D0746197	TERMINAL:CONNECTING:BIAS:INTERMEDIATE TRANSFER	U010_S001	61
D0746216	SHUTTER:TONER OUTLET SUB-UNIT:SUB-ASS'Y	U012_S001	25
D0746219	COIL SPRING:SHUTTER:DISCHARGE USED TONER	U012_S001	26
D0746228	ELECTRODE PLATE:FRAME	U012_S001	27
D0746235	CASE:TONER RECYCLING SUB-UNIT:SUB-ASS'Y	U012_S001	66
D0746238	JOINT:TRANSFER:DRIVE	U012	28
D0746241	DECAL:GRIP:TRANSFER/SEPARATION UNIT	U012_S001	29
D0746257	BRUSH ROLLER:APPLY:ASS'Y	U012_S001	31
D0746265	BLADE:TRANSFER ROLLER:ASS'Y	U012_S001	32
D0746270	HOLDER:BLADE:ASS'Y	U012_S001	33
D0746273	SEAL:HOLDER	U012_S001	34
D0746274	SEAL:HOLDER:UPPER	U012_S001	35
D0746276	PIN:POSITIONING PLATE:BLADE:TRANSFER ROLLER:ASS'Y	U012_S001	36
D0746279	COIL SPRING:BLADE:TRANSFER ROLLER	U012_S001	37

Number	Part Name	Group	ID
D0746283	(Set part number:D1796280):SHIELD:GUIDE PLATE:ENTRANCE:LOWER	U012_S001	81
D0746312	GEAR:IDLER:TRANSFER ROLLER	U012_S001	39
D0746313	GEAR:IDLER:COLLECTION COIL	U012_S001	40
D0746314	GEAR:COLLECTION COIL	U012_S001	41
D0746315	GEAR:BRUSH:APPLY	U012_S001	42
D0746410	GROUND PLATE:BELT CLEANING	U011_S001	13
D0746411	COIL SPRING:EARTH:BELT CLEANING	U011_S001	14
D0746413	SCRAPER:BRUSH:REMOVE PAPER DUST:ASS'Y	U011_S001	15
D0746424	BLADE:CLEANING:BELT CLEANING:ASS'Y	U011_S001	17
D0746428	HOLDER:CLEANING:BELT CLEANING:ASS'Y	U011_S001	18
D0746431	COIL SPRING:BLADE:CLEANING:BELT CLEANING	U011_S001	19
D0746434	TONER COLLECTION COIL:BELT CLEANING:ASS'Y	U011_S001	20
D0746439	PLAIN SHAFT BEARING:REMOVE PAPER DUST:TRANSPORT SCREW	U011_S001	21
D0746440	GUIDE:DISCHARGE USED TONER:BELT CLEANING	U011_S001	22
D0746441	SHUTTER:TRANSPORT SCREW:BELT CLEANING	U011_S001	23
D0746442	COIL SPRING:DISCHARGE USED TONER	U011_S001	24
D0746443	SEAL:DISCHARGE USED TONER	U011_S001	25
D0746454	ARM:COATING BAR:BELT CLEANING	U011_S001_S001	28
D0746457	BLADE:APPLY:ASS'Y	U011_S001	30
D0746461	HOLDER:APPLY:BELT CLEANING:ASS'Y	U011_S001	31
D0746464	COIL SPRING:BLADE:APPLY:BELT CLEANING	U011_S001	32
D0746467	COIL SPRING:STOPPER:CASE:BE	U011_S001	33

## Exclusive Parts

Number	Part Name	Group	ID
	LT CLEANING		
D0746468	STOPPER:CASE:BELT CLEANING	U011_S001	34
D0746469	SLIDE RAIL:UPPER:BELT CLEANING	U011_S001	35
D0746470	RELEASE PLATE:BLADE:CLEANING	U011_S001	36
D0746471	RELEASE PLATE:BLADE:APPLY	U011_S001	37
D0746477	GEAR:BRUSH:REMOVE PAPER DUST:Z17	U011_S001	38
D0746478	GEAR:PULLEY:IDLER:BELT CLEANING	U011_S001	39
D0746479	GEAR:COLLECT:COIL:Z19	U011_S001	40
D0746480	PULLEY:BRUSH:APPLY:Z30	U011_S001	41
D0746481	JOINT:BRUSH:REMOVE PAPER DUST:BELT CLEANING	U011_S001	42
D0746485	SEAL:CASE:BRUSH:FRONT	U011_S001	43
D0746486	SEAL:CASE:BRUSH:REAR	U011_S001	44
D0746488	SEAL:HOLDER:BEHIND:BELT CLEANING	U011_S001	45
D0746489	VIBRATING PLATE:TRANSPORT SCREW:BELT CLEANING	U011_S001	46
D0746490	SEAL:BASE:CASE:BELT CLEANING	U011_S001	47
D0746491	SEAL:CASE:CLEANING BLADE:FRONT	U011_S001	48
D0746492	SEAL:CASE:CLEANING BLADE:REAR	U011_S001	49
D0746495	LEVER:RELEASE:BLADE	U011_S001	50
D0746496	GRIP:BELT CLEANING	U011_S001	51
D0746497	DECAL:POSITIONING DISPLAY:TCRU	U006_S007	261
		U006_S009	261
		U006_S011	261
		U008	79
		U011_S001	52
		U015	117
		U015_S001_S001	117
		U015_S002_S001	117
		U015_S003_S001	117

Number	Part Name	Group	ID
		U015_S004_S001	117
D0746574	COVER:CAM:VERTICAL TRANSPORT	U013	27
D0746575	SHAFT:CAM:VERTICAL TRANSPORT	U013	28
D0746579	SEAL:COVER:CAM:VERTICAL TRANSPORT	U013	29
D0746643	GEAR:TRANSPORT SCREW:COLLECTION BOTTLE:SMALL:Z31	U013_S003	30
D0746659	SHAFT:JOINT:COLLECTION BOTTLE:ASS'Y	U013	31
D0746663	TORQUE LIMITER MECHANICAL CLUTCH:GEAR:Z63	U013	32
D0746664	GEAR:IDLER:Z49/Z27	U013	33
D0746665	GEAR:JOINT:COLLECTION BOTTLE:Z65	U013	34
D0746666	GEAR:IDLER:Z37/Z28	U013	35
D0746667	HOLDER:RADIAL BALL BEARING:JOINT	U013	36
D0746697	DECAL:COLLECTION BOTTLE:GRIP:FRONT	U013_S004	37
D0746711	FRAME:ARM:OPERATION SUB-UNIT:INNER	U002	14
D0746712	GUIDE PLATE:ARM:OPERATION SUB-UNIT	U002	15
D0746713	FRAME:ARM:OPERATION SUB-UNIT:OUTER	U002	16
D0746714	GUIDE PLATE:HINGE:OPERATION SUB-UNIT:LOWER	U002	17
D0746715	SUPPORTING PLATE:GUIDE PLATE:HINGE	U002	18
D0746716	HOLDER:HINGE:OPERATION SUB-UNIT:LOWER	U002	19
D0746717	BRACKET:COVER:ARM:RIGHT	U002	20
D0746718	HINGE:ARM:OPERATION SUB-UNIT:LOWER	U002	21
D0746719	FRAME:ARM:OPERATION SUB-UNIT:FRONT	U002	22

## Exclusive Parts

Number	Part Name	Group	ID
D0746721	GUIDE PLATE:HINGE:OPERATION SUB-UNIT:UPPER	U002	23
D0746722	HINGE:ARM:OPERATION SUB-UNIT:UPPER	U002	24
D0746723	GUIDE PLATE:OPERATION PANEL	U002	25
D0746724	BRACKET:COVER:ARM:FRONT	U002	26
D0746725	BRACKET:COVER:ARM:FRONT LOWER	U002	27
D0746726	SUPPORTING PLATE:COVER:ARM:INNER	U002	28
D0746727	COVER:HARNESS:OPERATION PANEL	U023	14
D0746728	COVER:ARM:OPERATION SUB-UNIT:RIGHT	U002	29
D0746729	COVER:ARM:OPERATION SUB-UNIT:INNER	U002	30
D0746730	COVER:ARM:OPERATION SUB-UNIT:RIGHT LOWER	U002	31
D0746732	COVER:ARM:OPERATION SUB-UNIT:LEFT LOWER	U002	32
D0746734	COVER:OPERATION PANEL:REAR	U023	15
D0746736	COVER:ARM:OPERATION SUB-UNIT:FRONT LOWER	U002	33
D0746737	CAP:COVER:ARM:FRONT	U002	34
D0746738	CAP:COVER:ARM:RIGHT	U002	35
D0746739	HOLDER:HINGE:OPERATION SUB-UNIT:UPPER	U002	36
D0746974	CAP:LOUVER:MM90	U020	19
D0746975	FILTER:POWER SUPPLY UNIT:MM90	U020	20
D0747087	SEAL:DC FAN MOTOR:SIROCCO	U010_S002	62
D0747118	DUCT:INNER BACK:COOLING:POSITIONING SENSOR	U010_S002	63
D0747119	DUCT:FRONT:COOLING:POSITIONING SENSOR	U010_S002	64
D0747120	BRACKET:DUCT:COOLING:POSITIONING SENSOR	U010_S002	126
D0747330	SLIDE RAIL:LEFT:NO.1	U006	262

Number	Part Name	Group	ID
D0747331	STAY:SLIDE RAIL:LEFT INNER REAR:NO.1:PEEN	U006	263
D0747333	STAY:SLIDE RAIL:LEFT FRONT:NO.1	U006	264
D0747335	STAY:SLIDE RAIL:LEFT:NO.2	U006	265
D0747349	COMPRESSION SPRING:BRACKET:SENSOR:PAPER SIZE SENSOR	U006	266
D0747381	DECAL:VERTICAL TRANSPORT:A1	U006	267
D0747385	DECAL:CAUTION CHART:TANDEM LCT	U006_S007	268
		U006_S009	268
		U006_S011	268
D0747386	(NA/EU):DECAL:BASE:TANDEM LCT:RIGHT	U006_S007_S002	269
		U006_S009_S002	269
D0747387	(NA/EU):DECAL:BASE:TANDEM LCT:LEFT	U006_S006_S001	270
		U006_S008_S001	270
D0747388	DECAL:PAPER SET DIRECTION:TANDEM LCT:RIGHT	U006_S007	271
		U006_S009	271
		U006_S011	271
D0747390	DECAL:PAPER SET DIRECTION:PAPER TRAY	U006_S012	273
		U006_S013	273
D0747391	DECAL:PAPER SET DIRECTION	U023	16
D0747392	DECAL:PAPER TRAY:NO.1	U006	274
D0747393	DECAL:PAPER TRAY:NO.2	U006	275
D0747431	STAY:HANDLE:ASS'Y	U006	276
D0747433	STUD:HANDLE:RELEASE:ASS'Y	U006	277
D0747446	BRACKET:DC STEPPER MOTOR:TRANSPORT UNIT	U006	278
D0747521	GUIDE PLATE:UPPER:PAPER FEED UNIT	U006_S002	279
		U006_S003	279
		U006_S004	279
D0747522	GUIDE PLATE:LOWER:PAPER FEED UNIT	U006_S002	280
		U006_S003	280
		U006_S004	280
D0747527	SHAFT:FEED:ASS'Y	U006_S002	281
		U006_S003	281
		U006_S004	281
D0747561	GRIP:UPPER	U006	284
D0747562	GRIP:LOWER	U006	285

## Exclusive Parts

Number	Part Name	Group	ID
D0747563	BRACKET:SLIDER:GRIP	U006	286
D0747567	BRACKET:ARM:LINK:LEFT	U006	287
D0747573	BRACKET:ARM:PLATE	U006	288
D0747596	TRAY BOTTOM PLATE:LEFT MIDDLE:ASS'Y	U006_S006_S001	290
		U006_S008_S001	290
D0747603	PLATE:GRIP:PAPER TRAY:NO.2	U006	291
D0747606	GRIP:PAPER TRAY:NO.2	U006	292
D0747607	ARM:PAPER TRAY:GRIP	U006	293
D0747681	HEAT SINK:HEATER:UPPER:ASS'Y	U006_S015	295
D0747684	HEAT SINK:HEATER:UPPER:FIBER	U006_S015	296
D0747752	CAP:COVER:TONER SUPPLY	U020	21
D0747775	PLATE:LOGO:RICOH	U001	19
D0747782	GRIP:DOOR:FRONT	U001	20
D0747828	CAP:CONNECTOR	U001	21
D0747829	CAP:JOINT:LARGE CAPACITY TRAY	U001	22
D0747830	COVER:LARGE CAPACITY TRAY	U001	23
D0747831	COVER:CONNECTOR:LARGE CAPACITY TRAY	U001	24
D0747854	HINGE:LEFT LOWER:ASS'Y	U001	25
D0747861	HINGE:RIGHT LOWER:ASS'Y	U001	26
D0895887	PANEL:INTERFACE	U020	22
D0931266	DECAL:WARNING (HIGH TEMPERATURE):LENGTHWISE	U008	80
		U016	64
D0951260	CAP:COVER:SCA	U003_S001	79
D0951788	KEYTOP:TRY PRINT	U002_S001	37
		U002_S002	37
		U002_S003	37
D0951789	KEYTOP:STOP	U002_S001	38
		U002_S002	38
		U002_S003	38
D0951790	KEYTOP:INTERRUPT	U002_S001	39
		U002_S002	39
		U002_S003	39
D0A46099	SHEET:PRESSURE PLATE:SMALL	U003_S001_S005	274
D0A53995	JOINT:KNOB:FUSING	U015_S001	187
		U015_S003	187
		U015_S004	187

Number	Part Name	Group	ID
D0A56044	BRACKET:INTERMEDIATE TRANSFER:FRONT	U010_S001	134
D0A56045	BRACKET:INTERMEDIATE TRANSFER:REAR	U010_S001	135
D0BX1069	COVER:MOTOR:USED TONER	U022	70
D0BX1427	COVER:MAIN:REAR:SUB-ASS'Y	U001_S005	112
D0BX1488	SUPPORTING PLATE:DOOR:FRONT LEFT:ASS'Y	U001_S003_S001	109
D0BX1506	SUPPORTING PLATE:DOOR:FRONT RIGHT:ASS'Y	U001_S004	107
D0BX1508	COVER:MAIN:LEFT	U001	114
D0BX1516	COVER:MAIN:REAR:PEEN	U001_S005	113
D0BX1518	COVER:EXHAUST:PAPER EXIT SUB-UNIT	U023	49
D0BX2255	CHARGE CORONA	U009_S001	153
D0BX2432	SERVICE PARTS:DEVELOPMENT UNIT:ASS'Y	U009_S002	155
D0BX2440	INNER COVER:PCU:ASS'Y	U009_S003	158
D0BX2485	LED ARRAY:ASS'Y	U009_S002	154
D0BX2500	GRID:CHARGE CORONA	U009_S001	151
D0BX2679	HOLDER:DC STEPPER MOTOR:SHIFT	U008	197
D0BX2856	GUIDE PLATE:CONNECTING:LARGE CAPACITY TRAY:PEEN	U008	187
D0BX2902	GUIDE PLATE:CONNECTING:UPPER:PEEN	U008	191
D0BX2906	GUIDE PLATE:CONNECTING:LOWER:PEEN	U008	189
D0BX3075	FILTER:DEVELOPMENT	U009_S002	150
D0BX3342	BRACKET:CHUCK:TONER BANK:PEEN	U007	98
D0BX3383	SEAL:CASE:TONER BANK:REAR	U007	101
D0BX3451	LEVER:TONER BOTTLE:PEEN	U007	95
<b>D0BX3833</b>	<b>TRANSPORT BELT</b>	<b>U014</b>	<b>22</b>
D0BX6051	ROLLER:INTERMEDIATE TRANSFER:ASS'Y	U010_S001	132
D0BX6210	TRANSFER UNIT:ASS'Y	U012_S001	78
D0BX6225	SIDE PLATE:TRANSFER/SEPARATE	U012_S001	79

## Exclusive Parts

Number	Part Name	Group	ID
	ION UNIT:REAR:ASS'Y		
D0BX6250	TRANSFER ROLLER	U012_S001	77
D0BX6255	BRUSH ROLLER:TRANSFER ROLLER:ASS'Y	U012_S001	75
D0BX6310	SEPARATION CORONA:ASS'Y	U012_S001	80
D0BX6401	BELT CLEANING:ASS'Y	U011_S001	66
D0BX6411	SEAL:TONER OUTLET SUB-UNIT	U022	73
D0BX6420	BRUSH:REMOVE PAPER DUST:BELT CLEANING	U011_S001	64
D0BX6434	PIN:DETECTION:ROLLER	U011_S001_S001	67
D0BX6446	BRUSH:APPLY:BELT CLEANING	U011_S001	69
D0BX6450	COATING BAR:ASS'Y	U011_S001_S001	70
D0BX6455	COIL SPRING:COATING BAR	U011_S001_S001	68
D0BX6521	BRACKET:TONER OUTLET SUB-UNIT:VERTICAL TRANSPORT:LOWER	U013	63
D0BX6528	TONER OUTLET SUB-UNIT:VERTICAL TRANSPORT:MAIN:ASS'Y	U013_S002	64
D0BX6552	TRANSPORT SCREW:TONER OUTLET SUB-UNIT:LOWER:ASS'Y	U013_S002	65
D0BX6648	COIL SPRING:TANDEM TRAY:LOCK	U006	403
D0BX6677	ROLLER:SLIDE RAIL:FRONT	U006_S007 U006_S009 U006_S011	404 404 404
D0BX6771	GUIDE PLATE:OPEN AND CLOSE:VERTICAL TRANSPORT:LOWER:ASS'Y	U006_S005	417
D0BX6780	TRAY BOTTOM PLATE:ASS'Y	U006_S012_S003 U006_S013_S003	405 405
D0BX6786	GUIDE PLATE:VERTICAL TRANSPORT:F2:PEEN	U006	415
D0BX6795	HOLDER:STAY:GUIDE PLATE	U006_S005	399
D0BX6852	BASE:TANDEM LCT:RIGHT:AA:ASS'Y	U006_S011_S002	408
D0BX6909	FILTER:DUCT:MAIN:REAR	U021	114
D0BX7114	GUIDE PLATE:REVERSE:DUPLEX:DRIVE	U017	86

Number	Part Name	Group	ID
D0BX7116	GUIDE PLATE:REVERSE:DUPLEX:DRIVEN:PEEN	U017	84
D0BX7118	GUIDE PLATE:REVERSE:DUPLEX:LEFT	U017	85
D0BX7595	BASE:TANDEM LCT:RIGHT:ADHESION	U006_S007_S002 U006_S009_S002	409 409
D0BX7631	PAPER TRAY:UNIVERSAL:SUB-ASS'Y	U006_S012 U006_S013	410 410
D0EZ5922	BRACKET:P SUPPLY CORD:NOISE FILTER	U019	45
D0EZ6646	INNER COVER:TANDEM LCT:LEFT	U006_S006 U006_S008 U006_S010	423 423 423
D1054365	HOLDER:THERMOPILE	U015	118
D1202829	TENSION SPRING:REGISTRATION:DRIVEN	U013	38
D1316511	BRACKET:CONNECTOR:LEFT	U006	165
D1316775	SIDE FENCE:REAR:ASS'Y	U006_S013_S002	200
D1316777	SIDE FENCE:FRONT:ASS'Y	U006_S012_S001 U006_S013_S001	168 168
D1316862	TRAY BOTTOM PLATE:LEFT MIDDLE:AA:ASS'Y	U006_S010_S001	298
D1316878	(CHN):DECAL:PAPER SET DIRECTION:TANDEM LCT:RIGHT:AA	U006_S011_S002	299
D1316879	(CHN):DECAL:PAPER SET DIRECTION:TANDEM LCT:LEFT:AA	U006_S010_S001	300
D1361687	GROUND PLATE:SENSOR:AKS	U022	33
D1361715	GUIDE:HARNESS:LED	U004	22
D1361717	COVER:SHAFT:SCANNER	U004	23
D1361727	INNER COVER:SCANNER	U004	24
D1361751	CARRIAGE:NO.1:ASS'Y	U004_S001	26
D1361758	CLAMP:WIRE	U004	27
D1361759	GUIDE:FFC:CARRIAGE:NO.1	U004	28
D1361760	REFLECTOR:SCANNER	U004	29
D1361776	CARRIAGE:NO.2:ASS'Y	U004_S002	30
D1361784	MIRROR:NO.2:ASS'Y	U004_S002	31
D1361785	MIRROR:NO.3:ASS'Y	U004_S002	32
D1361787	GUIDE:FFC:CARRIAGE:NO.2	U004	33

## Exclusive Parts

Number	Part Name	Group	ID
D1361788	PULLEY:IDLER:CARRIAGE	U004	34
D1361793	DC STEPPER MOTOR:MM42	U004	35
D1361794	BRACKET:DC STEPPER MOTOR:TENSION	U004	36
D1361798	TENSION SPRING:TENSION:16N	U004	37
D1361799	BRACKET:DC STEPPER MOTOR	U004	38
D1361801	SHAFT:DRIVE:SCANNER	U004	39
D1361802	TIMING PULLEY:65	U004	40
D1361803	SYNCHRONOUS BELT:157ST1.5-6.0	U004	41
D1361806	DRIVE WERE:DIA1	U004	42
D1361809	BRACKET:TENSION	U004	43
D1361810	TENSION SPRING:TENSION:11N	U004	44
D1361811	PULLEY:PEEN	U004	45
D1361817	BRACKET:EXPOSURE GLASS:DOCUMENT FEEDER:SUB-ASS'Y	U004	46
D1363692	DECAL:COLLECTION BOTTLE:GRIP:UPPER	U013_S004	39
D1364233	STEPPED SCREW:DIA5:M3X3.8	U021	24
D1365498	PCB:IDB	U004	71
D1365696	PCB:SIO	U004	48
D1365709	PCB:EX3_DDR3-DIMM:RC-A:2GB:ASS'Y	U020	23
D1365725	PCB:IMAGE PROCESSING UNIT:TYPE-S15MDA-SUB	U020	24
D1365978	BRACKET:HDD	U020_S002	49
D1366099	TENSION SPRING:BRACKET:DC STEPPER MOTOR	U010_S001	65
D1366145	ROLLER:ON-OFF:INTERMEDIATE TRANSFER	U010_S001	66
D1366149	BUSHING:SLIDE RAIL:ON-OFF	U010_S001	67
D1366183	GRIP:ON-OFF:INTERMEDIATE TRANSFER:TCRU	U010_S001	68
D1381688	HEATER:230V:9W	U004	49
D1381731	LENSBLOCK SMD:SERVICE PARTS:ASS'Y	U004	70
D1387968	(EU):POWER SUPPLY CORD:TWN:ASS'Y	U023	18

Number	Part Name	Group	ID
D1441085	STEPPED SCREW:M3	U004	50
D1491715	PULLEY:DRIVE WERE:FRONT	U004	51
D1491717	PULLEY:DRIVE WERE:REAR	U004	52
D1491721	ILLUMINATION UNIT:LED-B:ASS'Y	U004	53
D1491804	HOLDER:EXPOSURE GLASS:SCANNER	U004	54
D1491805	HOLDER:EXPOSURE GLASS	U004	55
D1495776	COVER:USB:SMALL	U020	25
D1495883	KEYTOP:MAIN SWITCH	U019	29
D1495884	COMPRESSION SPRING:KEYTOP	U019	30
D1791043	GUARD:MAIN:VERTICAL TRANSFERT	U022	34
D1791113	RAIL:INTERMEDIATE TRANSFER:RIGHT	U022	36
D1791115	RAIL:INTERMEDIATE TRANSFER:LEFT	U022	37
D1791118	SEPARATION PLATE:MAIN:REAR MIDDLE	U022	71
D1791127	GUIDE:LOCK:PAPER EXIT UNIT	U022	65
D1791128	HOLDER:REGISTRATION:DRAWER	U022	38
D1791129	GUIDE:PULL OUT:LOCK	U022	39
D1791130	GUIDE:PULL OUT:MIDDLE:LOWER	U022	40
D1791133	SLIDE RAIL:PULL OUT:PROTECT:LOCK:ASS'Y	U022_S001 U022_S002	67 67
D1791152	(CHN/EU):DECAL:OPERATION INSTRUCTIONS:UN LOCK:RAIL:BLANK	U023	35
D1791154	(NA):DECAL:OPERATION INSTRUCTIONS:UN LOCK:RAIL:ENGLISH	U023	36
D1791155	(CHN/EU):DECAL:OPERATION INSTRUCTIONS:UN LOCK:RAIL:MULTI-LANGUAGE	U023	37
D1791156	DECAL:POSITIONING DISPLAY:UN LOCK:RAIL	U022_S001 U022_S002	66 66
D1791185	GUIDE:INTERMEDIATE TRANSFER:LEFT	U022	41
D1791220	DRUM SHAFT:DRIVE:ASS'Y	U018	31

## Exclusive Parts

Number	Part Name	Group	ID
D1791221	HOLDER:COIL SPRING:LOCK:PULL OUT	U022	43
D1791232	SHAFT:LOCK:PULL OUT:RIGHT:ASS'Y	U022	44
D1791251	DC MOTOR:DIA63:29.7W:BRUSHLESS	U018	26
D1791252	DC MOTOR:DIA82.2:63.7W:BRUSHLESS	U018	27
D1791254	SHAFT:DRIVE:DEVELOPMENT ROLLER:ASS'Y	U018	28
D1791256	SHAFT:DRIVE:TRANSPORT SCREW:ASS'Y	U018	29
D1791258	PLATE:HOLDER:ANTISTATIC BRUSH:DRUM	U018	30
D1791262	SHAFT:DRIVE:CLEANER:ASS'Y	U018	32
D1791264	PLATE:HOLDER:RADIAL BALL BEARING	U018	33
D1791265	PULLEY:DRIVE:DRUM:107T	U018	34
D1791266	PULLEY:DRIVE:DEVELOPMENT ROLLER:59T	U018	35
D1791267	SYNCHRONOUS BELT:120S2M316	U018	36
D1791268	SYNCHRONOUS BELT:80S2M300	U018	37
D1791269	BRACKET:DC MOTOR:CLEANING DRIVE SUB-UNIT	U018	38
D1791271	SPACER:SHAFT:DRUM	U018	39
D1791273	GEAR:DRIVE:TRANSPORT SCREW:54Z	U018	40
D1791275	TENSION SPRING:3.8N	U018	41
D1791276	TENSION SPRING:3.6N	U018	42
D1791277	GEAR:DRIVE:CLEANER:39Z	U018	43
D1791278	HOLDER:BEARING:DRUM SHAFT	U018	44
D1791286	BRACKET:DRIVE:CLEANER:ASS'Y	U018	45
D1791288	GEAR:IDLER:CLEANER:49Z/33Z	U018	46
D1791289	GEAR:PULLEY:DRUM:113Z/37T	U018	47
D1791290	GEAR:IDLER:TRANSPORT SCREW:65Z/53Z	U018	48
D1791291	BRACKET:DC MOTOR:DRUM:ASS'Y	U018	49

Number	Part Name	Group	ID
D1791293	TIGHTENER:DRIVE:DRUM:ASS'Y	U018	50
D1791297	TIGHTENER:DRIVE:DEVELOPMENT:ASS'Y	U018	51
D1791300	DRIVE UNIT:FUSING:ASS'Y	U018_S003	52
D1791309	DC BRUSHLESS MOTOR:58W:DRIVE:FUSING UNIT	U018_S003	53
D1791316	JOINT:DRIVE:FUSING	U018_S003	72
D1791320	BRACKET:DRIVE:USED TONER	U018	54
D1791323	TENSION SPRING:BELT TENSIONER:DRIVE:USED TONER	U018	55
D1791324	SYNCHRONOUS BELT:40S3M222	U013_S001	40
		U018	56
D1791326	BRACKET:BELT TENSIONER:DRIVE:USED TONER	U018	57
D1791327	SHAFT:BELT TENSIONER:DRIVE:USED TONER	U018	58
D1791328	GEAR:PULLEY:Z67/T19:DRIVE:USED TONER	U018	59
D1791329	PULLEY:TIGHTENER:DIA18	U018	60
D1791345	BRACKET:DRAWER:DEVELOPMENT	U018	61
D1791351	DC MOTOR:DIA63:24V:28.4W	U010_S001	69
D1791352	HOUSING:DRIVE UNIT:INTERMEDIATE TRANSFER	U010_S001	70
D1791353	GEAR:DRIVE ROLLER:INTERMEDIATE TRANSFER	U010_S001	71
D1791354	HOLDER:MOTOR:INTERMEDIATE TRANSFER	U010_S001	72
D1791370	DC MOTOR:40W:BRUSHLESS	U018_S001	62
D1791375	GEAR:IDLER:BELT CLEANING	U018_S001	63
D1791391	MECHANICAL DRIVE SECTION:TRANSFER:SECOND:ASS'Y	U018_S001	64
D1791442	COVER:DC_SW	U001	27
D1791443	COVER:UPPER RIGHT	U001	28
D1791444	COVER:UPPER FRONT	U001	29
D1791446	COVER:UPPER REAR	U001	30
D1791451	CAP:KEY COUNTER	U001	32
D1791454	DOOR:TONER SUPPLY:ASS'Y	U001_S002	33



## Exclusive Parts

Number	Part Name	Group	ID
D1791456	SUPPORTING PLATE:HINGE:DOOR:TONER SUPPLY	U001_S002	34
D1791457	MAGNET CATCH PLEET:DOOR:TONER SUPPLY	U001_S002	35
D1791460	HINGE:DOOR:TONER SUPPLY	U001	36
D1791465	BRACKET:KEY COUNTER	U022	45
D1791469	COVER:FRONT UPPER	U001	37
D1791470	BRACKET:COVER:FRONT UPPER	U001	38
D1791471	LEVER:SAFETY SWITCH	U001	39
D1791476	BRACKET:SAFETY SWITCH	U001	40
D1791477	SHIELD PLATE:SAFETY SWITCH	U001	41
D1791483	LEVER:SAFETY SWITCH	U001	43
D1791485	DOOR:FRONT LEFT:LOWER	U001	44
D1791486	SUPPORTING PLATE:DOOR:FRONT LEFT:ASS'Y	U001_S003	45
D1791487	DUCT:DOOR:FRONT LEFT:ASS'Y	U001	46
D1791489	SUPPORTING PLATE:DOOR:FRONT LEFT	U001_S003_S001	48
D1791490	BRACKET:SUPPORTING PLATE:DOOR:FRONT LEFT	U001_S003_S001	49
D1791497	DOOR:FRONT RIGHT:UPPER	U001	50
D1791499	CAP:MM22	U001	51
D1791500	DOOR:FRONT RIGHT:LOWER	U001	52
D1791505	STOPPER:GUIDE PLATE:VERTICAL TRANSPORT	U001_S004	55
D1791514	COVER:MAIN:RIGHT	U001	57
D1791526	STAY:SAFETY SWITCH	U001	59
D1791531	HINGE:LEFT UPPER	U001	60
D1791533	HINGE:RIGHT UPPER	U001	61
D1791543	INNER COVER:INTERMEDIATE TRANSFER:ASS'Y	U001_S008	64
D1791547	INNER COVER:PULL OUT:RIGHT:ASS'Y	U001_S006	62
D1791549	INNER COVER:PULL OUT:LEFT:ASS'Y	U001_S007	105
D1791553	COVER:DC_SW	U019	31
D1791557	BRACKET:DC_SW	U019	32
D1791558	INNER COVER:REVERSE SUB-UNIT	U001_S010	66

Number	Part Name	Group	ID
	T:LOWER:ASS'Y		
D1791560	INNER COVER:VERTICAL TRANSPORT	U006	388
D1791562	INNER COVER:REVERSE SUB-UNIT:UPPER	U001	102
D1791565	INNER COVER:LEFT UPPER:ASS'Y	U001_S009	65
D1791571	BRACKET:EARTH:DOOR:MIDDLE	U001	68
		U001_S003	68
D1791572	BRACKET:EARTH:DOOR:LOWER	U001	69
		U001_S003	69
D1791573	OZONE FILTER:EXHAUST:PAPER EXIT SUB-UNIT	U023	42
D1791582	PLATE:MAGNET CATCH:EXP	U001	70
D1791583	SEAL:PLATE:MAGNET CATCH	U001	71
D1791584	DECAL:H-TEMP WARNING:EXIT:FLUORESCENT	U001	101
D1791586	(CHN/EU):DECAL:CAUTION:PULL OUT:BLANK	U023	38
D1791589	(CHN/EU):DECAL:CAUTION:PULL OUT:LANGUAGE:MULTI-LANGUAGE	U023	40
D1791592	DECAL:MISFEED REMOVAL:DEZ	U001_S003_S001	74
D1791594	(CHN/EU):DECAL:DC:MAIN SWITCH	U023	20
D1791731	COVER:REGISTRATION:MOTOR	U022	46
D1791734	LEVER:PULL OUT:LEFT	U022	47
D1791748	HOLDER:EXPOSURE GLASS:ASS'Y	U023	21
D1791763	(CHN/EU):SCALE:LEFT:EU/AP:ASS'Y	U004	56
D1791764	(NA):SCALE:LEFT:NA:ASS'Y	U004	57
D1791768	EXPOSURE GLASS:DOCUMENT FEEDER	U004	58
D1791769	SPRING PLATE:EARTH:FRAME:SCANNER	U022	48
D1791777	COVER:EXPOSURE GLASS:DOCUMENT FEEDER	U004	59
D1791782	BRACKET:ADF:RIGHT	U022	49

## Exclusive Parts

Number	Part Name	Group	ID
D1791784	BRACKET:ADF:LEFT	U022	50
D1791786	BRACKET:INNER COVER	U021	25
D1791787	DUCT:POWER SUPPLY UNIT:PAPER FEED:COOLING	U020	26
D1791789	SCALE:REAR:PRINTING	U004	60
D1791902	OPTICAL WRITING UNIT:ASS'Y	U005_S001	2
D1792204	COVER:END BLOCK:REAR	U009_S001	33
D1792205	ELECTRODE PLATE:CASE:CHARGE	U009_S001	34
D1792206	STAY:GRID	U009_S001	35
D1792208	END BLOCK:CHARGE CORONA:REAR	U009_S001	36
D1792209	STAY:CORONA WIRE:LEFT	U009_S001	37
D1792210	STAY:CORONA WIRE:RIGHT	U009_S001	38
D1792217	SHEET:DUCT:VACUUM:SHUTTER	U009	138
D1792218	DUCT:CHARGE UNIT:ASS'Y	U009	39
D1792224	CORONA WIRE:CHARGE CORONA	U009_S001	40
D1792237	HOLDER:MOTOR:CHARGE	U009	41
D1792238	SOCKET:CHARGE	U009	42
D1792239	SHAFT:CLEANER:CHARGE:DRIVE:ASS'Y	U009	43
D1792240	BASE:DUCT:VACUUM:ASS'Y	U009	44
D1792246	SEAL:DUCT:SIDE PLATE:REAR	U009	45
D1792247	DUCT:SIDE PLATE	U009	46
D1792254	DECAL:CHARGE:GRIP	U009_S001_S001	47
D1792256	COVER:CHARGE CORONA:ASS'Y	U009_S001_S001	49
D1792370	GRIP:DRUM:ASS'Y	U009	50
D1792376	HOLDER:DRUM:TAKE OFF:FRONT	U009	51
D1792377	HOLDER:DRUM:TAKE OFF:REAR	U009	52
D1792411	SLIDE RAIL:PCU	U009	136
D1792412	HOLDER:SLIDE RAIL:PCU:RIGHT	U009	146
D1792416	STAY:ELECTRIC POTENTIAL SENSOR	U009	132
D1792417	HOLDER:ELECTRIC POTENTIAL SENSOR	U009	131
D1792419	STOPPER:SLIDE RAIL:PCU:PEEN	U009	53
D1792421	ELECTRIC POTENTIAL SENSOR	U009	54
		U022	64

Number	Part Name	Group	ID
D1792427	BRACKET:DRAWER:CLEANING UNIT	U009	55
D1792445	KNOB:TORQUE LIMITER MECHANICAL CLUTCH:ASS'Y	Special Tools	11
D1792467	LEVER:POSITIONING:CLEANING	U009_S002	140
D1792468	GRIP:DRUM STAY:PCU	U009_S002	58
D1792469	KNOB SCREW:DRUM	U009	59
D1792474	DECAL:DIAL	U009_S002	60
D1792494	GROUND PLATE:STAY:PCU	U009_S002	129
D1792621	SHAFT:DRIVEN ROLLER:SHIFT	U008	82
D1792624	SIDE PLATE:SHIFT:REGISTRATION:FRONT:PEEN	U008	182
D1792627	SIDE PLATE:SHIFT:REGISTRATION:REAR:PEEN	U008	184
D1792631	GUIDE PLATE:SHIFT:REGISTRATION:UPPER	U008	83
D1792640	DISC:GATE:REGISTRATION:HOME POSITION SENSOR	U008	85
D1792642	HOLDER:SHIFT:BEARING:REAR	U008	87
D1792643	CAM:REGISTRATION:GATE:RELEASE	U008	88
D1792648	PLATE:ADJUSTING PIN	U008	90
D1792649	BRACKET:GUIDE:SHIFT	U008	91
D1792651	GUIDE PLATE:REGISTRATION:EXIT	U008	92
D1792660	BRACKET:GUIDE PLATE:FRONT:COVER	U008	94
D1792661	BRACKET:GUIDE PLATE:INNER BACK:COVER	U008	95
D1792666	GUIDE PLATE:REGISTRATION:TIMING:UPPER	U008	97
D1792670	GUIDE PLATE:REGISTRATION:TIMING:LOWER	U008	98
D1792675	COVER:REGISTRATION:DOUBLE FEED SENSOR	U008	99
D1792684	REGISTRATION GUIDE:OPEN AND CLOSE	U008_S003	180
D1792685	CASE:REMOVE PAPER DUST:ASS'Y	U008	100

## Exclusive Parts

Number	Part Name	Group	ID
	Y		
D1792689	COVER:REGISTRATION:EXIT	U008	101
D1792691	TENSION SPRING:PRESSURE ROLLER	U008	102
D1792698	COMPRESSION SPRING:SHIFT	U008	103
D1792702	TIMING ROLLER:REGISTRATION:DRIVE	U008	105
D1792703	TRANSPORT ROLLER:CONNECTING:LARGE CAPACITY TRAY:PRESS FIT	U008	106
D1792704	TRANSPORT ROLLER:CONNECTING:MAIN	U008	107
D1792705	TRANSPORT ROLLER:SHIFT:TRAILING EDGE	U008	108
D1792711	TIMING ROLLER:TRANSFER:DRIVEN:PRESS FIT	U008	109
D1792727	SHAFT:TIMING ROLLER:REGISTRATION:DRIVEN	U008	110
D1792751	BRACKET:DC STEPPER MOTOR:PAPER FEED:TIMING	U008	111
D1792754	BRACKET:DC STEPPER MOTOR:PAPER FEED	U008	112
D1792757	TIGHTENER:BRACKET:DC STEPPER MOTOR	U008	113
D1792758	GEAR:Z41:TIMING PULLEY:T41	U008	114
D1792760	COVER:MOTOR	U008	115
D1792763	CAM:REGISTRATION:TIMING	U008	116
D1792764	SHAFT:CAM:REGISTRATION:TIMING	U008	117
D1792766	TIMING ROLLER:TRANSFER:DRIVE:PRESS FIT	U008	104
D1792768	TIMING PULLEY:S2M:30T	U008	46
D1792772	SHAFT:ARM:REGISTRATION:TIMING	U008_S001	118
D1792773	ARM:TIMING ROLLER:FRONT	U008_S001	119
D1792775	ARM:TIMING ROLLER:INNER BACK	U008_S001	120
D1792783	COVER:BASE:MAIN PAPER SMD	U008	121

Number	Part Name	Group	ID
D1792791	BRACKET:DRAWER:MAIN PAPER SMD	U008	123
D1792809	GUIDE PLATE:SHIFT:LEFT LOWER	U008	124
D1792814	GUIDE:SHIFT:TRAILING EDGE	U008	126
D1792817	BRACKET:SHIFT:SYNCHRONOUS BELT	U008	128
D1792851	GUIDE PLATE:CONNECTING:OPEN AND CLOSE	U008	129
D1792854	GRIP:GUIDE PLATE:CONNECTING:OPEN AND CLOSE	U008_S002	130
D1792861	BRACKET:OPEN AND CLOSE:LARGE CAPACITY TRAY	U008	132
D1792872	BRACKET:DC STEPPER MOTOR:TRAILING EDGE	U008	133
D1792891	GUIDE PIN:SHIFT:TRAILING EDGE	U008	134
D1792901	GUIDE PLATE:CONNECTING:DUPLICATE:EXIT	U008	135
D1792909	JOINT:CONNECTING:DRIVEN	U008	138
D1792925	(NA):DECAL:MISFEED REMOVAL:KNOB:MULTI-LANGUAGE	U023	33
D1792926	(EU):DECAL:MISFEED REMOVAL:KNOB:MULTI-LANGUAGE	U023	34
D1792932	ARM:ON-OFF:TRANSPORT ROLLER	U008	141
D1792933	SHAFT:LINK:ON-OFF:CONNECTING:LARGE CAPACITY TRAY	U008	142
D1792934	SHAFT:LINK:ON-OFF:CONNECTING	U008	143
D1792943	BRACKET:CAM:ON-OFF	U008	144
D1792944	DISC:ON-OFF:SENSOR	U008	145
D1792946	SHAFT:CAM:ON-OFF:LARGE CAPACITY TRAY	U008	146
D1792947	SHAFT:CAM:ON-OFF:MAIN	U008	147
D1792948	CAM:TRANSPORT ROLLER:ON-OFF	U008	148
D1792952	BRACKET:DC STEPPER MOTOR:DRIVEN:ON-OFF	U008	149
D1792960	GUIDE PLATE:OPEN AND CLOSE:	U008	150

## Exclusive Parts

Number	Part Name	Group	ID
	MAIN:CONNECTING		
D1792963	BRACKET:GRIP:OPEN AND CLOSE:GUIDE PLATE	U008	151
D1792964	GUIDE:MAIN:CONNECTING:OPEN AND CLOSE	U008	152
D1793043	DUCT:FILTER:DEVELOPMENT:ASS'Y	U009_S002	61
D1793070	GEAR:TRANSPORT SCREW:NO.1	U009_S002	62
D1793071	GEAR:TRANSPORT SCREW:NO.2	U009_S002	63
D1793072	GEAR:TRANSPORT SCREW:NO.3	U009_S002	64
D1793073	GEAR:IDLER:TRANSPORT SCREW:UPPER:ASS'Y	U009_S002	65
D1793074	GEAR:IDLER:TRANSPORT SCREW:LOWER:ASS'Y	U009_S002	66
D1793090	PLATE:GEAR:IDLER:ASS'Y	U009_S002	68
D1793131	RECEPTACLE:DEVELOPMENT VIAS:ASS'Y	U022	51
D1793134	DECAL:WARNING:AROUND THE PHOTOCONDUCTOR	U009_S003	70
D1793144	COVER:INTERMEDIATE TRANSFER:LOWER	U010_S001	73
D1793201	TONER SUPPLY UNIT:TONER HOPPER:ASS'Y	U007_S001	51
D1793234	GEAR:TRANSPORT SCREW:LONG:TONER SUPPLY	U007_S001	52
D1793237	GEAR:TRANSPORT SCREW:SHORT:TONER SUPPLY	U007_S001	53
D1793244	GEAR:AGITATOR:TONER SUPPLY	U007_S001	54
D1793252	COVER:GEAR:TONER SUPPLY	U007_S001	55
D1793253	GEAR:IDLER:FEED:TONER SUPPLY:1	U007_S001	56
D1793254	GEAR:IDLER:FEED:TONER SUPPLY:2	U007_S001	57
D1793256	BRACKET:DC STEPPER MOTOR:AGITATOR:ASS'Y	U007_S001	58
D1793259	GEAR:IDLER:AGITATOR:TONER SUPPLY	U007_S001	59
D1793263	BRACKET:DC STEPPER MOTOR:TONER SUPPLY	U007_S001	60

Number	Part Name	Group	ID
	TONER SUPPLY		
D1793271	CASE:SHUTTER:TONER SUPPLY	U007	61
D1793272	SHUTTER:TONER SUPPLY:ASS'Y	U007	62
D1793275	COIL SPRING:SHUTTER:TONER SUPPLY	U007	63
D1793276	TONER CATCHPAN:TONER SUPPLY	U007	64
D1793314	GEAR:DRIVE:TONER BOTTLE:TYPE-K:ASS'Y	U007	66
D1793322	SLIDER:TONER BANK:ASS'Y	U007	67
D1793332	SIDE PLATE:TONER BANK	U007	68
D1793334	CASE:TONER BANK:ASS'Y	U007_S002 U007_S004	69 69
D1793339	GROUND PLATE:BOTTLE:TONER SUPPLY UNIT	U007	72
D1793344	DC MOTOR:TONER BOTTLE:ASS'Y:BRUSH:5.85W	U007_S003 U007_S005	74 74
D1793346	DC MOTOR:DRIVE:TONER BOTTLE:ASS'Y:5.85W:BRUSH	U007 U007_S003 U007_S005	75 75 75
D1793347	SEAL:BRACKET:RACK	U007_S003 U007_S005	76 76
D1793355	GUIDE PLATE:TONER BANK:SIDE PLATE	U007	77
D1793357	SEAL:TONER BANK	U007	100
D1793361	BRACKET:JOINT:RACK:LEVER	U007	79
D1793366	DECAL:REPLACEMENT INDICATION:TONER BOTTLE	U001_S002	80
D1793367	DECAL:DESIGN SKETCH:TONER BOTTLE	U007_S006	80
D1793370	INNER COVER:TONER BANK:ASS'Y	U007_S006	81
D1793373	BRACKET:SAFETY SWITCH:TONER SUPPLY UNIT	U007	82
D1793376	LEVER:SAFETY SWITCH:TONER SUPPLY UNIT:ASS'Y	U007	83
D1793377	TORSION SPRING:SAFETY SWITCH:TONER SUPPLY UNIT	U007	84

## Exclusive Parts

Number	Part Name	Group	ID
D1793380	CASE:TONER BANK:REAR	U007	85
D1793384	SEAL:CASE:TONER BANK:LEFT	U007	87
D1793403	BOTTLE:DEVELOPER:ASS'Y	U023	32
D1793408	DEVELOPER:BARON-C1:148G:ASS'Y	U009_S002	71
D1793421	Development Unit Jig Handle	Special Tools	13
D1793504	CLEANING UNIT:ASS'Y	U009_S004	139
D1793525	TONER COLLECTION COIL:CLEANING:ASS'Y	U009_S004	73
D1793531	TONER CATCHPAN:PIPE:DISCHARGE USED TONER	U009_S004	74
D1793532	COIL SPRING:TONER CATCHPAN	U009_S004	75
D1793535	GEAR SET:CLEANING UNIT:SERVICE PARTS	U009_S005	76
D1793536	GEAR:IDLER:Z16	U009_S004	77
		U009_S005	77
D1793537	GEAR:IDLER:Z17:LOWER	U009_S004	78
		U009_S005	78
D1793538	GEAR:TONER COLLECTION COIL:Z18	U009_S004	79
		U009_S005	79
D1793561	SHAFT:CLEANING BLADE:FRONT	U009_S004	80
D1793564	GEAR:IDLER:Z17:UPPER	U009_S004	81
		U009_S005	81
D1793571	BRACKET:CLEANING BLADE:ASS'Y	U009_S004	82
D1793576	TENSION SPRING:CLEANING BLADE:6N	U009_S004	83
D1793581	BLADE:CLEANING:ASS'Y	U009_S004	84
D1793589	RETAINING RINGS-E:GUIDE	U009_S004	85
D1793607	CLEANING UNIT:APPLY:ASS'Y	U009_S004_S001	142
D1793621	COVER:COATING BAR	U009_S004_S001	87
D1793627	TENSION SPRING:COATING BAR:5N	U009_S004_S001	88
D1793635	COATING BAR:ASS'Y	U009_S004_S001	89
D1793641	BRUSH ROLLER:APPLY:ASS'Y	U009_S004_S001	90
D1793645	GEAR:BRUSH ROLLER:Z15	U009_S004_S001	91
		U009_S005	91
D1793647	PLAIN SHAFT BEARING:APPLY:RE	U009_S004_S001	92

Number	Part Name	Group	ID
	AR:ASS'Y		
D1793653	BLADE:APPLY:ASS'Y	U009_S004_S001	93
D1793669	GROUND PLATE:APPLY	U009_S004_S001	94
D1793681	HOLDER:COVER:COATING BAR:ASS'Y	U009_S004_S001	95
		U009_S004_S001_S002	95
D1793689	GROUND PLATE:COVER:APPLY	U009_S004_S001	130
		U009_S004_S001_S002	130
D1793851	TRANSPORT ROLLER:DRIVE	U014	15
D1793960	TRANSPORT ROLLER:HEAT PIPE:DIA30.4:ASS'Y	U016	60
D1794028	SUPPORTING PLATE:LEVER:PRESSURE:FRONT	U015_S001	121
		U015_S003	121
		U015_S004	121
D1794036	SUPPORTING PLATE:LEVER:PRESSURE:FRONT	U015_S001	122
		U015_S003	122
		U015_S004	122
D1794037	SUPPORTING PLATE:LEVER:PRESSURE:REAR	U015_S001	123
		U015_S003	123
		U015_S004	123
D1794038	LEVER:PRESSURE:FRONT:INNER	U015_S001	124
		U015_S003	124
		U015_S004	124
D1794040	LEVER:PRESSURE:REAR:INNER	U015_S001	125
		U015_S003	125
		U015_S004	125
D1794042	LEVER:PRESSURE:REAR:OUTER	U015_S001	126
		U015_S003	126
		U015_S004	126
D1794044	LEVER:PRESSURE:FRONT:OUTER	U015_S001	127
		U015_S003	127
		U015_S004	127
D1794047	HOLDER:HEATER:PRESSURE:REAR	U015_S001	128
		U015_S003	128
		U015_S004	128

## Exclusive Parts

Number	Part Name	Group	ID
D1794048	HOLDER:HEATER:PRESSURE:FRONT	U015_S001	129
		U015_S003	129
		U015_S004	129
D1794055	SIDE PLATE:PRESSURE:FRONT:PEEN	U015_S001	190
		U015_S003	190
		U015_S004	190
D1794071	BRACKET:FUSING ENTRANCE GUIDE PLATE:FRONT	U015_S001	130
		U015_S003	130
		U015_S004	130
D1794072	BRACKET:FUSING ENTRANCE GUIDE PLATE:REAR	U015_S001	131
		U015_S003	131
		U015_S004	131
D1794076	BRACKET:THERMISTOR:PRESSURE	U015_S001	132
		U015_S003	132
		U015_S004	132
D1794081	FUSING ENTRANCE GUIDE PLATE:LOWER	U015_S001	133
		U015_S003	133
		U015_S004	133
D1794095	CLAMP:HARNESS:PRESSURE	U015_S001	134
		U015_S003	134
		U015_S004	134
D1794107	BRACKET:STRIPPER PAWLS:PRESSURE:PEEN	U015_S001	135
		U015_S003	135
		U015_S004	135
D1794109	ADJUSTING PIN:DISCHARGE BRUSH	U015_S001	177
		U015_S003	177
		U015_S004	177
D1794113	DISCHARGE BRUSH:21MM	U015_S001	178
		U015_S003	178
		U015_S004	178
D1794114	GUIDE PLATE:FUSING EXIT:LOWER	U015_S001	136
		U015_S003	136
		U015_S004	136
D1794147	SUPPORTING PLATE:SIDE PLATE:FUSING:REAR	U015_S001	183
		U015_S003	183
		U015_S004	183
D1794148	SUPPORTING PLATE:SIDE PLATE:FUSING:FRONT	U015_S001	184
		U015_S003	184

Number	Part Name	Group	ID
		U015_S004	184
D1794170	TAB:TERMINAL:187:4P	U015_S001	138
		U015_S003	138
		U015_S004	138
D1794180	HOLDER:HEATER:HEAT ROLLER:REAR	U015_S001	139
		U015_S003	139
		U015_S004	139
D1794181	HOLDER:HEATER:HEAT ROLLER:FRONT	U015_S001	140
		U015_S003	140
		U015_S004	140
D1794182	DISCHARGE BRUSH:HEAT ROLLER	U015_S001	141
		U015_S003	141
		U015_S004	141
D1794191	SHAFT:CAM:PRESSURE	U015_S001	96
		U015_S003	96
		U015_S004	96
D1794197	FLAT BELT-FUSING:DIA80:SEAL	U015_S001	107
		U015_S003	107
		U015_S004	107
D1794213	BRACKET:DRAWER:UPPER	U015_S001	142
		U015_S003	142
		U015_S004	142
D1794216	BRACKET:DRAWER:LOWER	U015_S001	143
		U015_S003	143
		U015_S004	143
D1794217	BRACKET:DRAWER:LOWER:AUXILIARY	U015_S001	144
		U015_S003	144
		U015_S004	144
D1794223	LEVER:PAPER EXIT UNIT:FRONT	U015_S001	145
		U015_S003	145
		U015_S004	145
D1794224	LEVER:PAPER EXIT UNIT:REAR	U015_S001	146
		U015_S003	146
		U015_S004	146
D1794228	SUPPORTER:GUIDE PLATE:FUSING EXIT:UPPER	U015_S001	147
		U015_S003	147
		U015_S004	147
D1794231	STOPPER:LEVER:FUSING/PAPER	U015_S001	148

## Exclusive Parts

Number	Part Name	Group	ID
	EXIT UNIT	U015_S003	148
		U015_S004	148
D1794232	SHAFT:FUSING/PAPER EXIT UNIT	U015_S001	149
		U015_S003	149
		U015_S004	149
D1794235	TENSION SPRING:FUSING/PAPER EXIT UNIT	U015_S001	150
		U015_S003	150
		U015_S004	150
D1794255	GUIDE PLATE:FUSING EXIT:UPPER:ASS'Y	U015_S001	154
		U015_S003	154
		U015_S004	154
D1794271	COVER:FUSING UNIT:REAR:ASS'Y	U015_S001_S001	155
		U015_S003_S001	155
		U015_S004_S001	155
D1794273	COVER:FUSING UNIT:FRONT:ASS'Y	U015_S001_S002	156
		U015_S003_S002	156
		U015_S004_S002	156
D1794278	DECAL:FUSING UNIT:TCRU	U015_S001_S001	159
		U015_S003_S001	159
		U015_S004_S001	159
D1794279	COVER:FUSING/PAPER EXIT UNIT:ASS'Y	U015_S001	160
		U015_S003	160
		U015_S004	160
D1794285	COVER:FUSING UNIT:UPPER:ASS'Y	U015_S001_S003	195
		U015_S003_S003	195
		U015_S004_S003	195
D1794290	DRIVE UNIT:WEB:CLEANING:ASS'Y	U015_S001_S004	176
		U015_S003_S004	176
		U015_S004_S004	176
D1794311	WEB:CLEANING UNIT:ASS'Y	U015_S002	161
D1794312	FRAME:AUXILIARY	U015_S002	162
D1794313	COVER:WEB:CLEANING FELT	U015_S002_S001	163
D1794317	BRACKET:REAR:PIN	U015_S002	164
D1794330	BRACKET:REAR:WEB	U015_S002	165
D1794333	BRACKET:FRONT:AUXILIARY	U015_S002	166
D1794334	BRACKET:FRONT:WEB	U015_S002	167
D1794335	GEAR:Z50:ROLLING	U015_S002	168
D1794337	RING:WEB:CLEANING	U015_S002	169

Number	Part Name	Group	ID
D1794352	BRACKET:DRAWER:FUSING:UPPER:MAIN	U015	170
D1794353	BRACKET:DRAWER:FUSING:LOWER:MAIN	U015	171
D1794417	(NA):FUSING UNIT:208V:ASS'Y	U015_S003	193
D1794418	(CHN/EU):FUSING UNIT:220V:ASS'Y	U015_S001	194
		U015_S004	194
D1794531	SHAFT:COOLING UNIT:ENTRANCE	U016	142
D1794533	DRIVE ROLLER:COOLING UNIT:ENTRANCE	U016	143
D1794535	DRIVE ROLLER:COOLING UNIT:EXIT	U016	65
D1794537	GUIDE PLATE:COOLING UNIT:ENTRANCE	U016	66
D1794538	BRACKET:CAP:HEAT PIPE:UPPER	U016	67
D1794539	BRACKET:CAP:HEAT PIPE:LOWER	U016	68
D1794550	BRACKET:DRIVE:EXIT	U016	69
D1794553	SHAFT:DRIVE:EXIT:PRESS FIT	U016	70
D1794555	BRACKET:DRIVE:EXIT:HOLDER	U016	71
D1794556	BRACKET:TENSIONER:EXIT	U016	72
D1794568	COVER:DC BRUSHLESS MOTOR:EXIT	U016	73
D1794731	GUIDE PLATE:EXIT:UPPER:SUB-ASS'Y	U016	74
D1794740	GUIDE PLATE:EXIT:UPPER:ENTRANCE	U016	75
D1794742	SHAFT:GUIDE PLATE:EXIT:UPPER:OPEN AND CLOSE	U016	76
D1794743	GRIP:GUIDE PLATE:EXIT:UPPER	U016_S001	77
D1794754	STOPPER:GUIDE PLATE:REVERSE EXIT:LEFT LOWER	U016	80
D1794755	LEVER:LOCK:REVERSE EXIT:LEFT LOWER	U016_S002	81
D1794757	SHAFT:LOCK:REVERSE EXIT:LEFT LOWER	U016_S002	82
D1794758	LINK:ON-OFF:DRIVEN ROLLER:REVERSE EXIT	U016_S002	83
D1794759	SHAFT:ON-OFF:DRIVEN ROLLER:	U016_S002	84

## Exclusive Parts

Number	Part Name	Group	ID
	REVERSE EXIT		
D1794761	BRACKET:SOLENOID:GATE PAWL:SWITCHBACK	U016_S002	85
D1794764	DC SOLENOID:GATE PAWL:SWITCHBACK	U016_S002	86
D1794766	LINK:GATE PAWL:SWITCHBACK	U016_S002	87
D1794784	GUIDE PLATE:REVERSE:LOWER	U016	92
D1794785	GUIDE PLATE:EXIT:MIDDLE	U016	93
D1794787	GUIDE PLATE:REVERSE EXIT:ASS'Y	U016_S003	94
D1794796	GUIDE PLATE:REVERSE:UPPER	U016	95
D1794801	GATE PAWL:REVERSE	U016	97
D1794810	PLATE:GATE PAWL:EXIT:REVERSE	U016	99
D1794811	SHAFT:GATE PAWL:EXIT:REVERSE	U016	100
D1794813	BRACKET:DC STEPPER MOTOR:ON-OFF	U016	101
D1794816	BRACKET:CAM:GATE PAWL	U016	102
D1794820	CAM:ON-OFF	U016	103
D1794821	LINK:GATE PAWL:EXIT:ENTRANCE	U016	104
D1794822	LINK:ON-OFF:REVERSE EXIT:CAM	U016	105
D1794823	GUIDE PLATE:REVERSE EXIT:LEFT LOWER:ASS'Y	U016_S002	133
D1794824	GUIDE PLATE:REVERSE EXIT:LEFT LOWER:PEEN	U016_S002	89
D1794827	GUIDE PLATE:REVERSE EXIT:LEFT LOWER:MIDDLE	U016_S002	90
D1794830	BRACKET:CONTACT POINT:REVERSE EXIT:FRONT	U016	106
D1794835	BRACKET:CONTACT POINT:REVERSE EXIT:REAR	U016	107
D1794838	BRACKET:DRAWER:LEFT	U016	108
D1794840	TRANSPORT ROLLER:EXIT:ENTRANCE	U016	109
D1794841	TRANSPORT ROLLER:EXIT:EXIT	U016	110
D1794842	TRANSPORT ROLLER:REVERSE	U016	111

Number	Part Name	Group	ID
D1794843	TRANSPORT ROLLER:REVERSE:ENTRANCE	U016	112
D1794847	BRACKET:CONNECTION:MAIN:EXIT	U016	113
D1794860	GUIDE PLATE:MAIN:EXIT	U016	114
D1794866	COVER:EXIT:EXIT	U016	115
D1794872	DECAL:PULL OUT:LEFT LOWER:DETAIL 4	U016_S002	116
D1794873	DECAL:PULL OUT:LEFT:DETAIL 5	U001_S007	82
D1794882	COVER:HARNESS:LEFT LOWER	U016	117
D1794884	SHEET:OPPOSED:PAPER FEED SENSOR	U022	52
D1794886	PULLEY:S3M:20T	U016	118
D1794887	SHEET:TRANSPORT:REVERSE EXIT:EXIT	U016_S003	119
D1795059	HDD:ASS'Y	U020_S002	27
D1795089	COVER:C/T BOX:UPPER:ASS'Y	U020_S001	28
D1795381	TEMPERATURE SENSOR:FUSING UNIT:UPPER:19PIN	U015_S003 U015_S004	181 181
D1795406	PCB:IOB	U019	33
D1795412	PCB:TDRB	U010_S001	74
D1795415	PCB:EDRB	U019	34
D1795422	PCB:DRB	U008	155
D1795427	PCB:RYB	U019	35
D1795435	PCB:URRB	U008	156
D1795440	PCB:CNB	U020	29
D1795445	AC CONTROL BOARD	U019	36
D1795452	PCB:BCU:ASS'Y	U020	30
D1795725	PCB:IMAGE PROCESSING UNIT	U020	31
D1795743	(8100EX/8100S):SERVICE PARTS:PCB:CTL:B-C1A_EXP:ASS'Y	U020	32
D1795824	INTERFACE CABLE:SCANNER:IMAGE PROCESSING UNIT:ASS'Y	U004	61
D1795913	ARM:SAFETY SWITCH	U019	38
D1795914	BRACKET:SAFETY SWITCH:FRONT	U019	39
D1795915	LEVER:SAFETY SWITCH:WELDING	U019	40



## Exclusive Parts

Number	Part Name	Group	ID
D1795917	BRACKET:SAFETY SWITCH	U019	41
D1795920	BRACKET:MAIN SWITCH	U019	44
D1795923	PLATE:POWER SUPPLY CORD:INLET	U023	22
D1795924	COVER:SAFETY SWITCH:UPPER FRONT	U019	46
D1795928	BRACKET:SAFETY SWITCH:REAR	U019	42
D1795956	COVER:PCB:C/T BOX	U020	33
D1795960	COVER:POWER SUPPLY UNIT:C/T BOX	U020	34
D1795961	COVER:C/T BOX	U020	35
D1795964	COVER:C/T BOX:LOWER	U020	36
D1795966	SEAL:COVER:C/T BOX:UPPER:A	U020_S001	37
D1795967	SEAL:COVER:C/T BOX:UPPER:B	U020_S001	38
D1795973	SEAL:COVER:C/T BOX:UPPER:C	U020_S001	39
D1796002	TRANSFER UNIT:INTERMEDIATE TRANSFER:ASS'Y	U010_S001	133
D1796050	FLAT BELT-TRANSFER	U010	75
D1796057	ROLLER:TRANSFER:FRONT:ASS'Y	U010_S001	77
D1796062	TENSION SPRING:PRESSURE:INTERMEDIATE TRANSFER	U010_S001	78
D1796065	DRIVE ROLLER:INTERMEDIATE TRANSFER:ASS'Y	U010_S001	79
D1796078	ROLLER:OPPOSED:PAPER:ASS'Y	U010_S001	80
D1796080	ROLLER:OPPOSED:BELT CLEANING:ASS'Y	U010_S001	81
D1796085	ROLLER:DRIVEN:INTERMEDIATE TRANSFER:ASS'Y	U010_S001	82
D1796091	ROLLER:TENSION:ASS'Y	U010_S001	83
D1796094	CASE:TENSION:ROLLER	U010_S001	84
D1796095	SUPPORTING PLATE:CASE:TENSION:ROLLER	U010_S001	85
D1796097	PLAIN SHAFT BEARING:TENSION:ROLLER:INTERMEDIATE TRANSFER	U010_S001	86
D1796098	COIL SPRING:PRESSURE:TENSION:INTERMEDIATE TRANSFER	U010_S001	87
D1796108	ROLLER:TRANSFER:PAPER:FRONT	U010_S001	88

Number	Part Name	Group	ID
	T:ASS'Y		
D1796112	DUCT:DENSITY SENSOR:INTERMEDIATE TRANSFER	U010_S001	89
D1796117	BRACKET:DRAWER:INTERMEDIATE TRANSFER	U010_S001	90
D1796119	PULLEY:ON-OFF:TRANSFER ROLLER	U010_S001	91
D1796122	BRACKET:ON-OFF:TRANSFER ROLLER	U010_S001	92
D1796124	GUIDE PLATE:INTERMEDIATE TRANSFER:ASS'Y	U010_S001	93
D1796125	CAM:ON-OFF:TRANSFER:PAPER:REAR	U010_S001	94
D1796127	FEELER:ON-OFF:TRANSFER:PAPER	U010_S001	95
D1796140	LEVER:ON-OFF:ROLLER:FRONT	U010_S001	96
D1796141	LEVER:ON-OFF:ROLLER:REAR	U010_S001	97
D1796143	ARM:LEVER:ON-OFF:ROLLER	U010_S001	98
D1796144	TENSION SPRING:SLIDE RAIL:TRANSFER	U010_S001	99
D1796146	SHAFT:ON-OFF:INTERMEDIATE TRANSFER	U010_S001	100
D1796147	CAM:ON-OFF:INTERMEDIATE TRANSFER	U010_S001	101
D1796154	CASE:OPPOSED:TRANSFER ROLLER:FRONT	U010_S001	102
D1796155	CASE:OPPOSED:TRANSFER ROLLER:REAR	U010_S001	103
D1796156	COVER:CASE:OPPOSED:TRANSFER ROLLER:REAR	U010_S001	104
D1796157	SPRING PLATE:TRANSFER:OPPOSED:PAPER	U010_S001	105
D1796160	GUIDE:INTERMEDIATE TRANSFER:RIGHT	U010_S001	106
D1796161	GUIDE:INTERMEDIATE TRANSFER:LEFT:ASS'Y	U010_S001	107
D1796164	PLATE:BLADE:BELT CLEANING	U010_S001	108
D1796169	DRUM STAY:INTERMEDIATE TRANSFER	U010_S002	128

## Exclusive Parts

Number	Part Name	Group	ID
	NSFER:SUB-ASS'Y		
D1796173	SEAL:DUCT:DENSITY SENSOR	U010_S002	110
D1796174	INNER COVER:INTERMEDIATE TRANSFER:LEVER	U010_S002	111
D1796182	BRACKET:POSITIONING CONTROL:DRIVEN ROLLER:REAR:ASS'Y	U010_S001	112
D1796185	BRACKET:MOTOR:POSITIONING CONTROL:DRIVEN ROLLER	U010_S001	113
D1796186	DRIVE WERE:DRIVEN ROLLER	U010_S001	114
D1796187	FEELER:POSITIONING CONTROL:DRIVE WERE	U010_S001	115
D1796188	BRACKET:COIL SPRING:MOTOR:POSITIONING CONTROL	U010_S001	116
D1796193	HOLDER:FLAT BELT-TRANSFER:DRIVE ROLLER:ASS'Y	Special Tools	14
D1796194	HOLDER:FLAT BELT-TRANSFER:CLEANING:ASS'Y	Special Tools	15
D1796195	LEVER:POSITIONING SENSOR:FLAT BELT-TRANSFER	U010_S001	117
D1796196	SCALE:BRACKET:DRIVEN ROLLER:FRONT	U010_S001	118
D1796197	HOLDER:DRIVEN ROLLER:FRONT	U010_S001	119
D1796230	CASE:TERMINAL:SEPARATION:ASS'Y	U012	44
D1796280	(Sets part number:D0746283 x2):GUIDE PLATE:ENTRANCE:LOWER:ASS'Y	U012_S001	67
D1796291	INSULATING COVER:POWER PACK	U012	46
D1796292	COVER:POWER PACK	U012	47
D1796298	COIL SPRING:COATING BAR:2.2N	U012_S001	48
D1796311	GEAR:TRANSFER ROLLER	U012_S001	50
D1796312	LEVER:PRESSURE:REAR:ASS'Y	U012	51
D1796314	LEVER:PRESSURE:FRONT:ASS'Y	U012	52
D1796324	GEAR:DRIVE:TRANSFER/SEPARATION UNIT	U012	53
D1796334	COIL SPRING:PRESSURE:TRANSFER UNIT	U012	55

Number	Part Name	Group	ID
D1796350	TRANSFER/SEPARATION UNIT:DRIVE:ASS'Y	U012	57
D1796355	KNOB:STOPPER:TRANSFER/SEPARATION UNIT:REAR	U012	58
D1796356	KNOB:STOPPER:TRANSFER/SEPARATION UNIT:FRONT	U012	59
D1796410	SLIDE RAIL:CASE:TENSION:ROLLER	U022	53
D1796412	SEAL:HOLDER:CLEANING BLADE:UPPER	U011_S001	54
D1796413	SEAL:HOLDER:CLEANING BLADE:FRONT LOWER	U011_S001	55
D1796414	SEAL:HOLDER:CLEANING BLADE:REAR LOWER	U011_S001	56
D1796415	SEAL:HOLDER:CLEANING BLADE:LOWER	U011_S001	57
D1796461	TONER OUTLET SUB-UNIT:COLLECTION BOTTLE:ASS'Y	U013_S003	41
D1796472	COVER:TONER OUTLET SUB-UNIT:ASS'Y	U013	42
D1796483	BRACKET:DRIVE SUB-UNIT:COLLECTION BOTTLE	U013	43
D1796487	DC MOTOR:BRUSHLESS:9.8W	U013	44
D1796498	DECAL:COLLECTION BOTTLE:CAUTION	U013_S004	46
D1796501	TONER OUTLET SUB-UNIT:PCU:ASS'Y	U013_S001	47
D1796523	BRACKET:VERTICAL TRANSPORT	U013	49
D1796525	BRACKET:IDLER	U013	50
D1796527	CAM:VERTICAL TRANSPORT:DIA15	U013	51
D1796619	STAY:HOLDER:PAPER TRAY:ASS'Y	U006	406
D1796626	SUPPORTING PLATE:RIGHT:HOLDER:PAPER TRAY	U006	407
D1796628	PAPER FEED UNIT:PAPER BANK:ASS'Y	U006_S002	302
		U006_S003	302
		U006_S004	302

## Exclusive Parts

Number	Part Name	Group	ID
D1796643	RAIL:TANDEM LCT:MIDDLE:ASS'Y	U006	303
D1796646	(EU):TANDEM LCT:RIGHT:ASS'Y	U006_S007	411
D1796647	(NA):TANDEM LCT:RIGHT:ASS'Y	U006_S009	412
D1796648	(CHN):TANDEM LCT:RIGHT:ASS'Y	U006_S011	413
D1796688	(CHN):TANDEM LCT:LEFT:CHN:ASS'Y	U006_S010	307
D1796690	DC MOTOR:RISE:TANDEM LCT:ASS'Y	U006	163
D1796726	COVER:LED:MAIN	U006	308
D1796731	LEVER:PRESSURE:SLIDER	U006_S002	309
		U006_S003	309
		U006_S004	309
D1796734	BRACKET:SLIDER:CAM	U006_S002	310
		U006_S003	310
		U006_S004	310
D1796737	LEVER:PRESSURE RELEASE:REVERSE	U006_S002	311
		U006_S003	311
		U006_S004	311
D1796738	SLIDER:CAM:REVERSE	U006_S002	312
		U006_S003	312
		U006_S004	312
D1796739	LEVER:REVERSE:PRESSURE RELEASE:JOINT	U006_S002	313
		U006_S003	313
		U006_S004	313
D1796740	STAY:REVERSE:ASS'Y	U006_S002	314
		U006_S003	314
		U006_S004	314
D1796751	BRACKET:STM:MM56:TRANSPORT:LENGTHWISE	U006	315
D1796753	BRACKET:JOINT:PROTECT	U006	316
D1796756	BRACKET:CONNECTING:JOINT	U006	386
D1796757	SHAFT:DRIVE	U006	317
D1796758	SYNCHRONOUS BELT:80S2M216	U006	318
D1796761	SYNCHRONOUS BELT:60S2M226	U006	319
D1796762	SYNCHRONOUS BELT:60S2M166	U006	320
D1796763	SYNCHRONOUS BELT:80S2M300	U006	321
D1796764	SYNCHRONOUS BELT:80S2M242	U006	322
D1796765	TRANSPORT ROLLER:VERTICAL T	U006	323

Number	Part Name	Group	ID
	RANSPORT:DRIVE:EXIT		
D1796766	TRANSPORT ROLLER:VERTICAL T RANSPORT:DRIVE:CONNECTING	U006	324
D1796768	SHAFT:JOINT:CONNECTING:ASS'Y	U006	325
D1796775	GUIDE PLATE:OPEN AND CLOSE: VERTICAL TRANSPORT:UPPER	U006	327
D1796781	GUIDE PLATE:VERTICAL TRANSP ORT:F1	U006	328
D1796783	GUIDE PLATE:VERTICAL TRANSP ORT:F1:LOWER	U006	329
D1796784	GUIDE PLATE:VERTICAL TRANSP ORT:F3	U006	330
D1796790	GUIDE PLATE:VERTICAL TRANSP ORT:F2:LOWER	U006	332
D1796797	COMPRESSION SPRING:JOINT:TR ANSPORT	U006	333
D1796798	DECAL:MISFEED REMOVAL:A2	U006	334
D1796799	DECAL:MISFEED REMOVAL:A3	U006	335
D1796812	GUIDE:PAPER FEED:COOLING	U022	55
D1796813	SHEET:GUIDE MILER:PAPER FEE D:COOLING	U022	56
D1796821	DUCT:DEVELOPMENT:VACUUM:F RONT	U021	26
D1796822	BRACKET:FAN:DEVELOPMENT:C OOLING:FRONT	U021	27
D1796823	DUCT:DEVELOPMENT:EXHAUST: MULTI-LANGUAGE:ASS'Y	U022	57
D1796831	DUCT:DEVELOPMENT:EXHAUST:F RONT	U021	28
D1796832	DUCT:DEVELOPMENT:EXHAUST: REAR	U021	29
D1796834	SEAL:DUCT:DEVELOPMENT:EXHA UST:REAR RIGHT	U021	31
D1796835	EXTERIOR:LOUVER:CHARGE COR ONA	U021	32
D1796836	DUCT:CHARGE CORONA:CONNE CTING:LOWER:ASS'Y	U021_S001	33
D1796840	BRACKET:DUCT:CHARGE CORON	U021	34

## Exclusive Parts

Number	Part Name	Group	ID
	A:VACUUM:UPPER		
D1796841	DUCT:CHARGE CORONA:VACUUM:CONNECTING:UPPER	U021	35
D1796842	FILTER:CHARGE CORONA:VACUUM	U021	36
D1796844	BRACKET:DUCT:CHARGE CORONA:VACUUM	U021	37
D1796845	DUCT:CHARGE CORONA:VACUUM:LOWER RIGHT	U021	38
D1796846	DUCT:CHARGE CORONA:VACUUM:LOWER LEFT	U021	39
D1796847	DUCT:CHARGE CORONA:VACUUM:MAIN:RIGHT	U021	40
D1796848	DUCT:CHARGE CORONA:VACUUM:MAIN:LEFT	U021	41
D1796849	SEAL:DUCT:CHARGE CORONA:VACUUM:MAIN	U021	42
D1796850	DUCT:CHARGE CORONA:EXHAUST:RIGHT:ASS'Y	U021	43
D1796856	DUCT:CHARGE CORONA:EXHAUST:CONNECTING:FRONT	U021	45
D1796857	DUCT:CHARGE CORONA:EXHAUST:CONNECTING:REAR	U021	46
D1796858	BRACKET:DUCT:CHARGE:EXHAUST:UPPER	U021	47
D1796859	BRACKET:FAN:CHARGE:EXHAUST	U021	48
D1796860	DUCT:DEVELOPMENT:TONER:UPPER:ASS'Y	U021	49
D1796864	DUCT:DEVELOPMENT:TONER:ASS'Y	U021	50
D1796873	DUCT:FLAT CONVEYER BELT:EXHAUST:UPPER	U021	52
D1796874	DUCT:FLAT CONVEYER BELT:EXHAUST:LOWER	U021	53
D1796875	BRACKET:DUCT:FLAT CONVEYER BELT:EXHAUST	U021	54
D1796876	DUCT:FLAT CONVEYER BELT:EXHAUST:SMALL:ASS'Y	U022	58

Number	Part Name	Group	ID
D1796885	FAN:MAIN:EXHAUST:ASS'Y	U021_S004	56
		U021_S005	56
		U021_S006	56
D1796889	FILTER:MAIN:EXHAUST:RIGHT	U021	58
D1796890	DUCT:MAIN:EXHAUST:FRONT	U021	59
D1796891	DUCT:MAIN:EXHAUST:REAR	U021	60
D1796892	COVER:DUCT:MAIN:EXHAUST	U021	61
D1796893	BRACKET:DUCT:MAIN:EXHAUST:LOWER	U021	62
D1796894	BRACKET:DUCT:FLAT CONVEYER BELT:CONNECTING:LEFT	U021	63
D1796897	BRACKET:FAN:OPTICAL WRITING UNIT:COOLING	U021	65
D1796898	SEAL:DUCT:OPTICAL WRITING UNIT:VACUUM	U021	66
D1796913	SEAL:INNER COVER:OPTICAL WRITING MD:COOLING	U001_S004	83
D1796914	SEAL:INNER COVER:DEVELOPMENT:COOLING	U001_S004	84
D1796917	SEAL:DUCT:MAIN:EXHAUST	U021	70
D1796918	SEAL:EXTERIOR:REAR:UPPER	U021	71
D1796927	DUCT:HEAT PIPE:EXHAUST	U021	72
D1796932	DUCT:HEAT SHIELD:FUSING:UPPER	U021	73
D1796934	DUCT:HEAT SHIELD:FUSING:LOWER	U021	74
D1796935	BASE:HEAT SHIELD:FUSING SUB-UNIT:SUB-ASS'Y	U021	75
D1796940	BRACKET:FAN:EXIT:MIDDLE	U021	77
D1796942	BRACKET:FAN:SIDE	U021	78
D1796943	GUARD:FAN:SIDE:VACUUM	U021	79
D1796946	DUCT:EXHAUST:PAPER EXIT SUB-UNIT:A	U021	80
D1796947	BRACKET:DUCT:EXHAUST:PAPER EXIT SUB-UNIT:LEFT	U021	81
D1796948	PLATE:DUCT:EXHAUST:A:ASS'Y	U021	82
D1796953	DUCT:EXHAUST:PAPER EXIT SUB-UNIT:B	U021	83

## Exclusive Parts

Number	Part Name	Group	ID
D1796954	BRACKET:DUCT:EXHAUST:PAPER EXIT SUB-UNIT:RIGHT	U021	84
D1796955	PLATE:DUCT:EXHAUST:B:ASS'Y	U021	85
D1796963	BRACKET:HEAT SHIELD:BELT CLEANING:ASS'Y	U021_S007	86
D1796966	SEAL:DUCT:THERMOPILE:ENTRANCE:UPPER	U021_S007	87
D1796970	DUCT:THERMOPILE	U021	88
D1796971	SEAL:DUCT:THERMOPILE:ENTRANCE:LOWER	U021	89
D1796972	DUCT:THERMOPILE:ENTRANCE:ASS'Y	U021	90
D1796977	GUARD:FAN:OPTICAL WRITING UNIT	U021	91
D1796978	SEAL:EXTERIOR:REAR:SMALL	U021	92
D1796981	BRACKET:DUCT:HEAT PIPE:EXIT:ASS'Y	U021	94
D1796984	DUCT:HEAT PIPE:EXIT	U021	95
D1796985	DUCT:HEAT PIPE:EXIT:MIDDLE	U021	96
D1796987	DUCT:HEAT PIPE:ENTRANCE:ASS'Y	U021_S008	97
D1796995	BRACKET:FAN:TRANSFER/SEPARATION UNIT:COOLING:REAR	U021	99
D1796999	FILTER:SPONGE:SIDE:VACUUM	U021	100
D1797023	GUIDE PLATE:RECEIVING SUB-UNIT:REVERSE:UPPER	U017	42
D1797050	GUIDE PLATE:DUPLEX:UPPER:LEFT	U017	43
D1797053	GUIDE PLATE:DUPLEX:UPPER:MIDDLE	U017	44
D1797056	GUIDE PLATE:DUPLEX:UPPER:RIGHT	U017	45
D1797060	GATE PAWL:DUPLEX:ENTRANCE	U017	46
D1797062	GUIDE PLATE:DUPLEX:ENTRANCE:UPPER	U017	48
D1797066	GUIDE PLATE:DUPLEX:ENTRANCE:LOWER	U017	49
D1797070	GUIDE PLATE:DUPLEX:OPEN AND	U017	50

Number	Part Name	Group	ID
	CLOSE:LEFT		
D1797071	SUPPORTING PLATE:GUIDE PLATE:DUPLEX:OPEN AND CLOSE	U017	51
D1797075	GUIDE PLATE:DUPLEX:OPEN AND CLOSE:RIGHT	U017	52
D1797076	GUIDE PLATE:DUPLEX:LOWER	U017	53
D1797081	BRACKET:DC STEPPER MOTOR:DUPLEX:LEFT	U017	54
D1797082	BRACKET:DC STEPPER MOTOR:DUPLEX:RIGHT	U017	55
D1797083	SHAFT:MISFEED REMOVAL:DUPLICATION	U016 U017	120 56
D1797084	BRACKET:MISFEED REMOVAL:DUPLEX	U016 U017	121 57
D1797085	TRANSPORT ROLLER:DUPLEX	U017	58
D1797095	DECAL:REVERSE:E	U001	86
D1797096	BRACKET:DUPLEX:OPEN AND CLOSE:LEFT:PEEN	U017	60
D1797098	BRACKET:DUPLEX:OPEN AND CLOSE:RIGHT:PEEN	U017	61
D1797102	GUIDE PLATE:RECEIVING SUB-UNIT:REVERSE:LOWER	U017	62
D1797103	DRUM STAY:RECEIVING SUB-UNIT:REVERSE	U017_S001	63
D1797120	TRANSPORT ROLLER:REVERSE:DUPLEX	U017	67
D1797131	BRACKET:ROLLER:PEEN	U017	68
D1797198	GATE PAWL:REVERSE:MIDDLE:INNER BACK	U016	135
D1797199	GATE PAWL:REVERSE:MIDDLE:FRONT	U016	136
D1797220	COVER:ARM:OPERATION SUB-UNIT:FRONT	U002	43
D1797230	(NA):OPERATION SUB-UNIT:ASS'Y	U002_S003	74
D1797231	(EU):OPERATION SUB-UNIT:B-C1:EU:ASS'Y	U002_S001	41
D1797232	(CHN):OPERATION SUB-UNIT:ASS'Y	U002_S002	42

## Exclusive Parts

Number	Part Name	Group	ID
D1797233	COVER:ARM:OPERATION SUB-UNIT:FRONT	U002	44
D1797235	COVER:OPERATION PANEL:REAR UPPER	U023	23
D1797250	PCB:LCD CAR2FT:ASS'Y	U002_S001	45
		U002_S002	45
		U002_S003	45
D1797254	PCB:SVGA:SDUSB:ASS'Y	U002_S001	46
		U002_S002	46
		U002_S003	46
D1797299	LCD:10.4SVGA_SH	U002_S001	48
		U002_S002	48
		U002_S003	48
D1797302	(NA):COVER:FRONT:NA:ASS'Y	U002_S003	49
D1797303	(EU):COVER:FRONT:ASS'Y	U002_S001_S001	73
D1797304	(CHN):COVER:FRONT:CHN:ASS'Y	U002_S002_S001	71
D1797330	COVER:REAR	U002_S001	55
		U002_S002	55
		U002_S003	55
D1797331	KEYTOP:FUNCTION	U002_S001	56
		U002_S002	56
		U002_S003	56
D1797332	KEYTOP:HOME	U002_S001	57
		U002_S002	57
		U002_S003	57
D1797333	LENS:STATUS DISPLAY	U002_S001	58
		U002_S002	58
		U002_S003	58
D1797334	LENS:POWER SOURCE	U002_S001	59
		U002_S002	59
		U002_S003	59
D1797335	KEYTOP:OPTION:C	U002_S001	60
		U002_S002	60
		U002_S003	60
D1797350	(NA/CHN):PLATE:LOGO:RIC	U002_S002	61
		U002_S003	61
D1797363	(EU):DECAL:FUNCTION:MULTI-LANGUAGE:EU	U023	25

Number	Part Name	Group	ID
D1797364	DECAL:FUNCTION:MULTI-LANGUAGE:CHN	U023	26
D1797387	GASKET:4X4:L7	U002_S001	62
		U002_S002	62
		U002_S003	62
D1797388	GASKET:4X4:L33	U002_S001	63
		U002_S002	63
		U002_S003	63
D1797389	GASKET:7X2:L15	U002_S001	64
		U002_S002	64
		U002_S003	64
D1797390	GASKET:10X10:L38	U002_S001	65
		U002_S002	65
		U002_S003	65
D1797512	COVER:PAPER TRAY:NO.2	U006	336
D1797513	COVER:PAPER TRAY:NO.3	U006	337
D1797518	SHAFT:STOPPER:PAPER TRAY	U006	338
D1797519	BRACKET:STOPPER:PAPER TRAY	U006	339
D1797525	STOPPER:REGISTRATION:TANDEM LCT:ASS'Y	U006_S001	380
D1797528	CAP:STOPPER:REGISTRATION	U006_S001	379
D1797533	JOINT:LINK:UN LOCK:PEEN	U006	392
D1797540	SCREW:DIA6:M4X3:ADHESIVE	U006	340
D1797549	(NA):TANDEM LCT:LEFT:ASS'Y	U006_S008	393
D1797550	COVER:PAPER TRAY:NO.1:UPPER	U006	341
D1797561	ARM:LINK:LEFT	U006	344
D1797562	ARM:LINK:RIGHT	U006	345
D1797564	BRACKET:SLIDER:GRIP:UPPER	U006	346
D1797566	BRACKET:ARM:LINK:RIGHT	U006	347
D1797573	BRACKET:ARM:UN LOCK	U006	348
D1797576	ARM:LINK:UN LOCK	U006	350
D1797579	COVER:GRIP:INNER BACK	U006	351
D1797581	STAY:COVER:TANDEM LCT	U006	352
D1797586	STOPPER:TANDEM LCT	U006	353
D1797591	PLATE:TRANSPARENT:LED	U006	354
D1797596	DIFFUSION PLATE:LED	U006	355
D1797597	COVER:LED	U006	356
D1797648	DECAL:MULTI-LANGUAGE:MAIN:1	U001_S006	108

## Exclusive Parts

Number	Part Name	Group	ID
	2	U001_S007	108
		U008_S003	140
D1797649	DECAL:MULTI-LANGUAGE:MAIN:5	U017	87
D1797657	(8100EXe):MODEL NAME PLATE	U001	97
D1797658	(8100Se):MODEL NAME PLATE	U001	98
D1797705	ADF:SINAI-B:ASS'Y	U003_S001	280
D1799510	OPC DRUM	U009	96
D1799590	NVRAM	U020	40
D1799640	Developer Black	U009	97
D1805743	(8110S):SERVICE PARTS:PCB:CTL :B-C1B_EXP:ASS'Y	U020	41
D1806804	DUCT:CHARGE CORONA:EXHAUS T:MIDDLE:ASS'Y	U021_S002	44
D1806810	DUCT:CHARGE CORONA:EXHAUS T:MULTI-LANGUAGE:ASS'Y	U021	51
D1806811	DUCT:FLAT CONVEYER BELT:EXH AUST:CONNECTING:ASS'Y	U021_S003	106
D1806818	OZONE FILTER:MAIN:EXHAUST:RI GHT	U021	57
D1806823	OZONE FILTER:DUCT:MAIN:REAR	U021	67
D1806831	GASKET:DUCT:CHARGE CORONA :VACUUM	U021	103
D1807658	(8110Se):MODEL NAME PLATE	U001	99
D1815743	(8120S):SERVICE PARTS:PCB:CTL :B-C1C_EXP:ASS'Y	U020	42
D1817658	(8120Se):MODEL NAME PLATE	U001	100
D1937656	(EU/NA):SHEET:EULA:20LANGUAG ES	U023	29
D1937659	(EU/NA):SEAL:CAUTION:20LANGU AGES:NPT	Special Tools	18
D1941234	SUPPORTING PLATE:BRACKET:L OCK	U022	30
D1942945	HOLDER:CAM:SHIFT	U008	68
D1943566	GRIP:LEVER:BASE:TONER BANK	U007	30
D1944658	SHEET:HANDLE:LOCK:ASS'Y	U016	62
D1944759	BRACKET:LOCK:EXIT	U022	60
D1947552	SIDE PLATE:TANDEM LCT:LEFT SI DEWAYS	U006_S006	71
		U006_S008	71

Number	Part Name	Group	ID
		U006_S010	71
D1947635	ARM:END FENCE:LOCK	U006_S012	234
		U006_S013	234
D1957238	PCB:IOKEY:ASS'Y	U002_S001	47
		U002_S002	47
		U002_S003	47
D1957245	ABSORPTION SHEET:LCD	U002_S001	72
		U002_S002	72
		U002_S003	72
D2445730	PCB:DCSW	U019	37
D2584302	STEPPED SCREW:LEVER:HEAT R OLLER	U015_S001	26
		U015_S003	26
		U015_S004	26
D2701191	DECAL:PICK-UP PAPER JAM:OPE RATION PANEL:ENGLISH	U001	103
D2701193	DECAL:PULL OUT:LEFT AND RIGH T:ENGLISH	U001	104
D2701195	(EU/CHN):DECAL:PICK-UP PAPER JAM:OPERATION PANEL:MANY LA NGUAGES	U023	43
D2701196	(EU/CHN):DECAL:PULL OUT:LEFT AND RIGHT:MANY LANGUAGES	U023	44
D2701219	SHAFT:LOCK:PULL OUT:LEFT	U022	72
D2701399	DECAL:LASER DIODE:ABS	U009	159
D2701449	COVER:TONER SUPPLY:UPPER:A SS'Y	U001_S001	106
D2701481	DOOR:FRONT LEFT:UPPER	U001	42
D2701509	BRACKET:SUPPORTING PLATE:D OOR:FRONT RIGHT	U001_S004	54
D2701584	DECAL:MISFEED REMOVAL:LOCA TION	U001_S004	110
D2701588	(NA):DECAL:CAUTION:PULL OUT:E NGLISH	U023	51
D2701591	DECAL:MISFEED REMOVAL:ABC	U001_S004	111
D2701761	(NA):DECAL:CAUTION CHART:INK JET:PAPER	U023	48
D2702602	REGISTRATION ROLLER:GATE:AS S'Y	U008	196

## Exclusive Parts

Number	Part Name	Group	ID
D2702636	GUIDE PLATE:SHIFT:REGISTRATION:LOWER	U008	84
D2702641	DUCT:SHIFT:CIS	U008	86
D2702644	STAY:SHIFT:REGISTRATION:ASS'Y	U008	192
D2702647	SHAFT:SHIFT	U008	185
D2702656	GUIDE PLATE:REGISTRATION:CIS	U008	93
D2702771	ARM:REGISTRATION:TIMING:ASS'Y	U008_S001	188
D2702786	DUCT:FAN:CONTACT IMAGE SENSOR	U008	190
D2702802	STAY:SHIFT:TRAILING EDGE	U008	181
D2702810	GUIDE PLATE:SHIFT:RIGHT UPPER	U008	125
D2702816	SHAFT:TRAILING EDGE:SHIFT	U008	195
D2702965	SHAFT:GUIDE PLATE:OPEN AND CLOSE	U008	199
D2702986	BRACKET:GUIDE PLATE:CONNECTION:LARGE CAPACITY TRAY	U008	154
D2703079	SERVICE PARTS:DENSITY SENSOR:DEVELOPMENT	U009_S002	147
D2703097	COVER:GEAR:DEVELOPMENT	U009_S002	144
D2703310	SHAFT:DRIVE:TONER BOTTLE:DIAMETER	U007	94
D2703335	SEAL:CASE:TONER BANK:LOWER	U007_S002	97
		U007_S004	97
D2703336	SEAL:CASE:TONER BANK:FRONT	U007_S002	99
		U007_S004	99
D2703889	BRACKET:POSITIONING SENSOR:PEEN	U010_S001	129
D2704009	HOLDER:M5	U015_S001	88
		U015_S003	88
		U015_S004	88
D2704068	SHAFT:RADIAL BALL BEARING:LEVER:PRESSURE	U015_S001	93
		U015_S003	93
		U015_S004	93
D2704156	HOLDER:THERMISTOR:HEAT ROLLER	U015_S001	137
		U015_S003	137

Number	Part Name	Group	ID
		U015_S004	137
D2704236	TORSION SPRING:FUSING/PAPER EXIT UNIT:FRONT	U015_S001	197
		U015_S003	197
		U015_S004	197
D2704237	TORSION SPRING:FUSING/PAPER EXIT UNIT:REAR	U015_S001	198
		U015_S003	198
		U015_S004	198
D2704239	STRIPPER PLATE:ASS'Y	U015_S001	192
		U015_S003	192
		U015_S004	192
D2704277	DECAL:H-TEMP WARNING:FUSING	U015_S001_S003	189
		U015_S003_S003	189
		U015_S004_S003	189
D2704383	HOLDER:COIL SPRING:PRESSURE	U015_S001	78
		U015_S003	78
		U015_S004	78
D2704670	BRACKET:MAGNET CATCH:DUPLICATE	U017	88
D2704746	BRACKET:CAM:ON-OFF	U016	78
D2704753	PLATE:HANDLE:GUIDE:OPEN AND CLOSE	U016_S002	145
D2704768	GATE PAWL:SWITCHBACK	U016_S002	88
D2704800	SHAFT:GATE PAWL:REVERSE	U016	144
D2704933	GUIDE PLATE LEVER HOOK	U017	36
D2706022	DECAL:CAUTION:ORIGINAL:MANY LANGUAGES	U023	47
D2706166	DRUM STAY:INTERMEDIATE TRANSFER:ASS'Y	U010_S002	127
D2706230	SIDE PLATE:TRANSFER/SEPARATION UNIT:FRONT:ASS'Y	U012_S001	69
D2706304	TRANSPORT SCREW:TRANSFER ROLLER:ASS'Y	U012_S001	38
D2706333	SHAFT:LEVER:PRESSURE:TRANSFER ROLLER	U012	74
D2706350	BRACKET:SHAFT:CONTACT POINT:TRANSFER ROLLER	U012	71
D2706360	GROUND PLATE:TRANSPORT SCREW:ASS'Y	U012_S001	70



## Exclusive Parts

Number	Part Name	Group	ID
D2706416	SEAL:HOLDER:CLEANING BLADE:BEHIND	U011_S001	62
D2706453	SHAFT:MISFEED REMOVAL	U006	390
D2706492	GUIDE PLATE:COLLECTION BOTTLE:LOWER	U013	59
D2706541	SHAFT:DRIVE:FEED:ASS'Y	U006	391
D2706570	COLLECTION BOTTLE:SERVICE PARTS:ASS'Y	U013_S004	60
D2706806	SEAL:DUCT:LARGE	U021_S002	104
D2706818	SEAL:DUCT:FAN:MM97	U021 U021_S003	111 111
D2706822	SEAL:DUCT:HEAT SHIELD:FUSING:A	U021	109
D2706833	BRACKET:FAN:DEVELOPMENT:EXHAUST	U021	105
D2706896	DUCT:OPTICAL WRITING UNIT:VA CUUM:FRONT	U021	64
D2706909	SEAL:DUCT:LARGE	U021 U021_S001	112 112
D2706989	SEAL:DUCT:HEAT PIPE:ENTRANCE	U021 U021_S008	110 110
D2707061	SHAFT:GATE PAWL:DUPLX:ENTRANCE	U017	83
D2707362	(NA):DECAL:FUNCTION:MULTI-LANGUAGE	U023	45
D2707389	DECAL:PAPER SET DIRECTION:TANDEM LCT:LEFT	U006_S006 U006_S008 U006_S010	414 414 414
D2707531	COVER:PAPER TRAY:NO.1	U006	387
D2707544	(NA/EU/CHN):SIDE FENCE:TANDEM LCT:LEFT REAR:ASS'Y	U006_S006_S002 U006_S008_S002 U006_S010_S002	396 396 396
D2707548	DECAL:CAUTION:INSERT:PAPER FEED SUB-UNIT	U006_S006_S002 U006_S008_S002 U006_S010_S002	389 389 389
D2707555	(EU):TANDEM LCT:LEFT:ASS'Y	U006_S006	395
D2707574	SHAFT:ARM:UN LOCK	U006	401
D2707649	DECAL:MULTI-LANGUAGE:MAIN:5	U008_S002	194

Number	Part Name	Group	ID
		U023	50
D2707671	(NA):DECAL:CAUTION CHART:COPY:ORIGINAL	U023	46
D3551196	ROLLER:DETENT	U006_S005_S001 U006_S005_S002	357 357
D3551333	SHIELDING PLATE:SAFETY SWITCH:DOOR	U001_S002	91
D3553810	BRACKET:DETENT:RIGHT:ASS'Y	U006_S005_S001	358
D3553840	BRACKET:DETENT:ASS'Y	U006_S005_S002	360
D3553844	SHOE:HANDLE:RELEASE	U006	361
D3553858	TORSION SPRING:GUIDE PLATE:16N	U006_S005	362
D3775852	BRACKET:NIC:VC2:ENGINE	U023	28
D3B01320	HINGE:LEFT:ASS'Y	U003_S001	275
D3B01350	HINGE:RIGHT:ASS'Y	U003_S001	276
D3B04711	GUIDE PLATE:PRESSURE PLATE:LEFT:ASS'Y	U003_S001_S005	284
D3B04724	CUSHION:PRESSURE PLATE:LARGE	U003_S001_S005	285
D3B04725	CUSHION:PRESSURE PLATE:SMALL	U003_S001_S005	283
D3B04730	PRESSURE PLATE:ASS'Y	U003_S001_S005	296
D3FF1451	HOLDER:FEELER:APS	U003_S001	297
D3FF2233	BRACKET:PAPER FEED BELT	U003_S001_S001	281
D4122653	BUSHING:DIA6	U003_S001	81
D4122669	TENSION SPRING:GUIDE PLATE:PRESSURE:2N	U003_S001	83
D4123145	TENSION SPRING:LEVER:MISFEED REMOVAL	U003_S001	84
D4342535	TORSION SPRING:PROOF TRAY	U008	157
D5161326	DECAL:PAPER TRAY:DESIGN SKETCH:3	U006	363
D5163823	TIMING BELT:60S2M146	U017	69
D5165200	PCB:LED:ASS'Y	U006	364
D5224906	STEPPED SCREW:M3:DIA6:1.7MM:ROUND POINT	U003_S001	85
D5406121	FULL DUG POINT SCREW:FIX:HINGE	U003	86

## Exclusive Parts

Number	Part Name	Group	ID
D5412241	REVERSE ROLLER:PAPER FEED	U003_S001	88
D5431313	COMPRESSION SPRING:HINGE:LEFT	U003_S001	89
D5431625	GEAR:Z24:SEPARATION	U003_S001	90
D5431717	SHAFT:PULLEY:SCANNING:EXIT	U003_S001	91
D5431821	TIMING PULLEY:T33/Z24	U003_S001	92
D5431822	FLANGE:DIA24	U003_S001	93
D5433314	SHEET:SCANNING:ENTRANCE:MIDDLE	U003_S001	94
D5433631	ROLLER:SCANNING:BEHIND:ASS'Y	U003_S001_S004	94
D5433631	ROLLER:SCANNING:BEHIND:ASS'Y	U003_S001	95
D5433635	GEAR:ROLLER:SCANNING:BEHIND	U003_S001	96
D5434382	COMPRESSION SPRING:PULL OUT	U003_S001	97
D5434393	CUSHION:GUIDE PLATE:ENTRANCE:PAPER FEED:INNER BACK	U003_S001	98
D5435125	SPRING PLATE:CABLE:CONTACT IMAGE SENSOR	U003_S001	99
D5481243	STAND:UN LOCK	U001	92
D6421454	FEELER:APS	U003_S001	100
D6831362	COMPRESSION SPRING:HINGE:RIGHT	U003_S001	103
D6831385	BRACKET:SAFETY SWITCH:PAPER FEED	U003_S001	104
D6831386	SHAFT:CONTACT POINT:ON OFF DETECTOR:PAPER FEED	U003_S001	105
D6831387	TENSION SPRING:ON OFF DETECTOR:PAPER FEED	U003_S001	106
D6831413	BRACKET:SAFETY SWITCH	U003_S001	107
D6831414	SPRING PLATE:SAFETY SWITCH	U003_S001	108
D6831415	FEELER:SENSOR:ON OFF DETECTOR	U003_S001	109
D6831480	BRACKET:SHEET:CONTACT IMAGE SENSOR:ASS'Y	U003_S001	111
D6831614	BRACKET:MOTOR:PAPER FEED	U003_S001	112
D6831615	STAY:MOTOR:PAPER FEED	U003_S001	113
D6831617	DC MOTOR:ASS'Y:20W:BRUSHLESS	U003_S001	114

Number	Part Name	Group	ID
	SS		
D6831620	SHAFT:SEPARATION:DRIVE:INPUT:SUB-ASS'Y	U003_S001	115
D6831632	SHAFT:REVERSE ROLLER:SUB-ASS'Y	U003_S001	116
D6831635	GEAR:REVERSE ROLLER:DRIVE	U003_S001	117
D6831640	SHAFT:INPUT:PAPER FEED:SUB-ASS'Y	U003_S001	118
D6831642	TIMING PULLEY:IDLER:PULL OUT	U003_S001	119
D6831643	GEAR:INPUT:PAPER FEED	U003_S001	120
D6831644	SPACER:SHAFT:INPUT:PAPER FEED	U003_S001	121
D6831671	BRACKET:MOTOR:PICK UP	U003_S001	122
D6831675	DC STEPPER MOTOR:DIA42:T15:52M:ASS'Y	U003_S001	123
D6831680	CAM:PICKUP	U003_S001	124
D6831682	TIMING PULLEY:PICKUP:DRIVE	U003_S001	125
D6831691	GEAR:PAPER FEED:COUPLING	U003_S001	126
D6831711	BRACKET:MOTOR:PULL OUT	U003_S001	127
D6831718	STAY:MOTOR:PULL OUT	U003_S001	128
D6831762	BRACKET:MOTOR:MIDDLE	U003_S001	129
D6831766	DC MOTOR:10W:BRUSHLESS	U003_S001	130
D6831811	BRACKET:MOTOR:SCANNING:EXIT	U003_S001	131
D6831813	TIMING PULLEY:COUPLING:SCANNING:INNER BACK	U003_S001	132
D6831814	TIMING PULLEY:COUPLING:EXIT	U003_S001	133
D6831822	DC MOTOR:20W:SCANNING:20W:BRUSHLESS	U003_S001	134
D6831841	BRACKET:TENSIONER:SCANNING:INNER BACK	U003_S001	135
D6831845	PULLEY:IDLER:DIA14	U003_S001	136
		U013	55
D6831851	BRACKET:TENSIONER:SCANNING:FRONT	U003_S001	137
D6831855	TIMING PULLEY:TENSIONER:SCANNING:FRONT	U003_S001	138
D6831856	TENSION SPRING:TENSION:SCANNING	U003_S001	139

## Exclusive Parts

Number	Part Name	Group	ID
	NING:FRONT		
D6831912	BRACKET:HINGE:RIGHT	U003_S001	140
D6832110	ROLLER:PULL OUT:DRIVE	U003_S001	141
D6832112	TIMING PULLEY:ROLLER:PULL OUT:DRIVE	U003_S001	142
D6832210	ROLLER:MIDDLE:DRIVE	U003_S001	143
D6832221	GEAR:IDLER:Z18	U003_S001_S001	144
D6832222	STOPPER:SHAFT:SEPARATION:DRIVE	U003_S001	145
D6832224	GUIDE:PAPER FEED:ENTRANCE:FRONT	U003_S001_S001	146
D6832228	PICKUP ROLLER	U003_S001_S001	147
D6832229	TIMING PULLEY:GEAR:T19/Z23	U003_S001_S001	148
D6832231	BRACKET:PICKUP	U003_S001_S001	149
D6832232	TIMING PULLEY:PICKUP:T21	U003_S001_S001	150
D6832235	SHAFT:PICKUP:SUB-ASS'Y	U003_S001_S001	152
D6832236	SHEET:BRACKET:PICKUP:INNER BACK	U003_S001_S001	153
D6832240	GUIDE:PAPER FEED:ENTRANCE:INNER BACK:ASS'Y	U003_S001_S001_S001	154
D6832242	SHEET:GUIDE:PAPER FEED:INNER BACK	U003_S001_S001_S001	155
D6832272	LEVER:PICKUP ROLLER:RISE	U003_S001_S001	156
D6832311	TORQUE LIMITER MECHANICAL CLUTCH:SEPARATOR	U003_S001	157
D6832393	HOLDER:ORIGINAL TABLE	U003_S001	158
D6832417	SHEET:ENTRANCE:SEPARATION PAD	U003_S001	159
D6832510	GUIDE PLATE:PAPER FEED:LOWER:ASS'Y	U003_S001	160
D6832728	STOPPER:RELEASE:SHAFT:BASE	U003_S001	161
D6832729	JOINT:RISING TRAY:AUXILIARY	U003_S001	162
D6832733	FEELER:SENSOR:ORIGINAL SENSOR	U003_S001	163
D6832742	CUSHION:STOPPER PAWL	U003_S001	164
D6832743	SHEET:CUSHION:STOPPER PAWL	U003_S001	165
D6832747	PAD:SIDE FENCE:SMALL	U003_S001	166
D6832748	PAD:SIDE FENCE:LARGE	U003_S001	167

Number	Part Name	Group	ID
D6832752	LEVER:RISE:BASE	U003_S001	168
D6832755	SHAFT:RISE:BASE:SUB-ASS'Y	U003_S001	169
D6832781	ORIGINAL TABLE:BEHIND	U003_S001	170
D6832912	FEELER:PAPER SIZE SENSOR	U003_S001	171
D6832913	SHEET:SENSOR:SEPARATION	U003_S001	269
D6833111	ROLLER:SCANNING:ENTRANCE:DRIVE	U003_S001	172
D6833150	ROLLER:SCANNING:EXIT:DRIVE:ASS'Y	U003_S001	173
D6833155	TIMING PULLEY:ROLLER:SCANNING:EXIT:DRIVE	U003_S001	174
D6833221	GUIDE:SCANNING:UPPER	U003_S001	175
D6833251	GROUND PLATE:ROLLER	U003_S001	176
D6833260	SHEET:SCANNING:EXIT:UPPER:ASS'Y	U003_S001	177
D6833311	BRACKET:GUIDE:SCANNING:UPPER	U003_S001	178
D6833361	SPRING PLATE:GUIDE PLATE:SCANNING	U003_S001	180
D6833411	GUIDE:SCANNING:ENTRANCE:LOWER:SUB-ASS'Y	U003_S001_S004	181
D6833421	BASE:SCANNING:ENTRANCE:LOWER	U003_S001	182
D6833422	LEVER:PRESSURE RELEASE	U003_S001	183
D6833510	SHAFT:LEVER:MISFEED REMOVAL:ASS'Y	U003_S001	184
D6833616	BRACKET:DISCHARGE BRUSH	U003_S001	185
D6833621	GUIDE:EXIT:LOWER:SUB-ASS'Y	U003_S001	186
D6833643	COMPRESSION SPRING:CONTACT IMAGE SENSOR:EXIT	U003_S001_S002	188
D6833644	SHEET:GUIDE:CONTACT IMAGE SENSOR:EXIT:LOWER	U003_S001_S002	189
D6833645	ROLLER:MIDDLE:DRIVEN	U003_S001	190
		U003_S001_S002	190
D6833646	GUIDE:CONTACT IMAGE SENSOR:EXIT:LOWER:ASS'Y	U003_S001_S002	279
D6833651	COVER:SCANNING:EXIT	U003_S001	191
D6833662	GUIDE PLATE:CONTACT IMAGE SENSOR	U003_S001_S003	192

## Exclusive Parts

Number	Part Name	Group	ID
	ENSOR:ENTRANCE:ASS'Y		
D6833666	LEVER:GUIDE PLATE:CONTACT I MAGE SENSOR:FRONT	U003_S001_S003	193
D6833667	LEVER:GUIDE PLATE:CONTACT I MAGE SENSOR:REAR	U003_S001_S003	194
D6833668	SPACER:GUIDE PLATE:CONTACT IMAGE SENSOR:ENTRANCE	U003_S001_S003	82
D6833710	ROLLER:CONTACT IMAGE SENSO R:EXIT:DRIVE:PRESS FIT	U003_S001	195
D6833714	TIMING PULLEY:ROLLER:CIS:EXIT :DRIVE	U003_S001	196
D6833715	TIMING PULLEY:ROLLER:CIS:EXIT :FRONT	U003_S001	197
D6833811	GUIDE PLATE:EXIT:UPPER	U003_S001	198
D6833812	DISCHARGE BRUSH:EXIT	U003_S001	199
		U003_S001_S003	199
D6833911	ROLLER:EXIT:DRIVE	U003_S001	200
D6833915	TIMING PULLEY:ROLLER:EXIT:DRI VE	U003_S001	201
D6834323	SHAFT:CONTACT POINT:GUIDE:P APER FEED	U003_S001	202
D6834325	BRACKET:GUIDE:PAPER FEED:FR ONT	U003_S001	203
D6834328	BRACKET:GUIDE:PAPER FEED:IN NER BACK	U003_S001	204
D6834341	BRACKET:PULL OUT:DRIVEN	U003_S001	205
D6834343	PRESSURE PLATE:PICKUP	U003_S001_S006	206
D6834344	COMPRESSION SPRING:PICKUP:2 .1N	U003_S001_S006	207
D6834345	DISCHARGE BRUSH:EXIT:L37	U003_S001	208
D6834350	DRIVEN ROLLER:PULL OUT	U003_S001	209
D6834351	LINK:STOPPER:COVER:PAPER FE ED	U003_S001_S006	210
D6834361	SHAFT:CONTACT POINT:GRIP	U003_S001_S006	211
D6834367	GROUND PLATE:HOOK:INNER BA CK	U003_S001_S006	212
D6834372	HOOK:CONTACT POINT:FRONT:G RIP	U003_S001_S006	213

Number	Part Name	Group	ID
D6834374	HOOK:CONTACT POINT:INNER BA CK:GRIP	U003_S001_S006	214
D6834414	SPACER:EXIT ROLLER	U003_S001	270
D6834421	SHAFT:EXIT:DRIVEN	U003_S001	215
D6834430	ROLLER:EXIT:DRIVEN	U003_S001	216
D6834441	HOLDER:CUSHION:PRESSURE PL ATE	U003_S001	217
D6834442	TAPE:PRESSURE PLATE	U003_S001	218
		U003_S001_S007	218
D6834722	CUSHION:TAPE:SMALL	U003_S001_S005	221
D6835111	GUIDE:HARNESS:MAIN	U003_S001	224
D6835121	GUIDE:HARNESS:SUB	U003_S001	225
D6835863	CONTACT IMAGE SENSOR:ASS'Y	U003_S001	226
D6842171	PAPER FEED BELT	U003_S001_S001	277
D6844142	TIMING BELT:60S2M174	U017	70
D7265002	SD-CARD:PSUNIT:EXP:ASS'Y	U020	43
D7312202	SHAFT:SEPARATION:ASS'Y	U003_S001_S001	278
D7312239	COVER:PICKUP ROLLER	U003_S001_S001	228
D7312731	BASE:ORIGINAL TABLE	U003_S001	271
D7312734	COVER:LOWER:BASE	U003_S001	229
D7312746	SIDE FENCE:ORIGINAL TABLE	U003_S001	230
D7312751	RAIL:SIDE FENCE	U003_S001	231
D7312771	ORIGINAL TABLE:FACE FRONT	U003_S001	232
D7312912	GUIDE PLATE:PULL OUT:LOWER: DOUBLE FEED SENSOR	U003_S001	234
D7312913	GUIDE PLATE:PULL OUT:LOWER	U003_S001	233
D7313390	GUIDE PLATE:SCANNING:CONTA CT:0.6MM:PEEN	U003_S001	282
D7313511	HOOK:OPTICAL READING UNIT:FR ONT	U003_S001	235
D7314112	COVER:FRONT RIGHT	U003_S001	237
D7314113	COVER:FRONT	U003_S001	236
D7314211	COVER:REAR	U003_S001	238
D7314311	GUIDE:PAPER FEED:UPPER:SUB- ASS'Y	U003_S001	273
D7314315	GUIDE:PAPER FEED:UPPER:DOU BLE FEED SENSOR	U003_S001	272
D7314336	CUSHION:STOPPER:FEELER:ORI	U003_S001_S006	241

## Exclusive Parts

Number	Part Name	Group	ID
	GINAL SENSOR		
D7314352	BRACKET:PRESSURE:PICKUP	U003_S001_S006	242
D7314370	COVER:PAPER FEED:ASS'Y	U003_S001_S006	243
D7314371	GRIP:COVER:PAPER FEED	U003_S001_S006	244
D7314397	BRACKET:DOUBLE FEED SENSOR :RECEIVER:35ANG	U003_S001	245
D7314398	SPRING PLATE:DOUBLE FEED SE NSOR	U003_S001	246
D7314412	TRAY:EXIT:AUXILIARY:LARGE	U003_S001	248
D7314413	TRAY:EXIT:AUXILIARY:SMALL	U003_S001	249
D7314418	TRAY:EXIT	U003_S001	247
D7314510	COVER:LOWER:ASS'Y	U003_S001_S007	250
D7314611	COVER:LEFT LOWER	U003_S001	251
D7315210	PCB:URRB:DOCUMENT FEEDER:A SS'Y	U003_S001	252
D7315310	PCB:URTB:DOCUMENT FEEDER:A SS'Y	U003_S001 U008	253 158
D7315415	PCB:URB:DF:ASS'Y	U003_S001	299
D7315520	PCB:MAIN CONTROL BOARD:DOC UMENT FEEDER:ASS'Y	U003_S001	255
D7316011	DECAL:SIZE:ORIGINAL	U003_S001	256
D7316031	DECAL:SET:ORIGINAL TABLE	U003_S001	257
D7316041	DECAL:BASE:ORIGINAL	U003_S001	258
D7316051	DECAL:DESIGN SKETCH:MISFEED REMOVAL:P	U003_S001	259
D7316241	DECAL:STOPPER:SEPARATION U NIT	U003_S001	260
G0143291	SNAP RING - PICK UP	U010_S001	120
G0291980	DECAL - LD	U005_S001 U018	3 65
G0342986	FLANGED HEXAGONAL HEAD BOL T - M4X8	U022	69
G0602296	BALL BEARING:8X16X5MM	U008	159
G0602652	BUSHING - M4	U003_S001 U003_S001_S002	261 261
G0703088	SPACER:DEVELOPMENT ROLLER	U008	160
G0801169	SCREW:M3	U011_S001_S001	59
G1335793	RAIL:RIGHT	U020	44

Number	Part Name	Group	ID
G1335794	RAIL:LEFT	U020	45
G1781138	SCREW WITH WASHER:M6X14	U022	59
G1781141	HOLDER:STAND:M20	U023	31
G1781282	GEAR:CHARGE:CLEANER:Z51	U009	99
G1781289	FLY WHEEL:DRUM	U018	67
G1781291	JOINT:TRANSPORT SCREW:NO.2	U018	68
G1781307	JOINT:DEVELOPMENT ROLLER:D RIVE	U018	69
G1781311	TERMINAL:CHARGE	U009	100
G1781313	SPRING:PLATE:RIGHT:CHARGE	U009	101
G1781316	SPRING:PLATE:LEFT:CHARGE	U009	102
G1781602	ARM:SAFETY SWITCH:UPPER:AS S'Y	U001	93
G1782502	CUSHION:CORONA WIRE	U009_S001	104
G1782507	CLEANER:GRID:ASS'Y	U009_S001	105
G1782510	CLEANER:CORONA WIRE:ASS'Y	U009_S001	106
G1782512	COVER:END BLOCK:FRONT	U009_S001	107
G1782516	END BLOCK:CHARGE CORONA:F RONT	U009_S001	108
G1782521	SLIDER:CLEANER:CHARGE CORO NA:ASS'Y	U009_S001	109
G1782522	RING:SLIDER	U009_S001	110
G1782570	SCREW SHAFT:CHARGE CORONA :ASS'Y	U009_S001	111
G1782605	TENSION SPRING:CORONA WIRE	U009_S001	112
G1783330	GEAR:IDLER:DEVELOPMENT ROL LER:ASS'Y	U009_S002	113
G1783332	GEAR:DEVELOPMENT ROLLER	U009_S002	114
G1783356	GEAR:JOINT:DEVELOPMENT UNIT	U009_S002	115
G1783475	SPONGE:COUPLING:TONER SUPP LY:DEVELOPMENT UNIT	U009_S002	116
G1783593	TENSION SPRING:STOPPER	U016	122
G1783672	CAP:PIPE:DISCHARGE USED TON ER	U009_S004	117
G1783685	HOLDER:SHAFT:CLEANING BLAD E:REAR	U009_S004	118
G1783707	SHEET:COATING BAR:2	U009_S004_S001	119
G1783713	BUSHING:APPLY	U009_S004_S001	120

## Exclusive Parts


Number	Part Name	Group	ID
G1783734	GUIDE PLATE:ARM	U009_S004_S001	121
G1783781	GUIDE:COATING BAR	U009_S004_S001	122
G1783870	TIMING PULLEY:T30	U014	16
G1784018	CASE:COATING BAR:TRANSFER ROLLER	U012_S001	60
G1784808	BRACKET:PRESSURE:ROLLER	U017	72
G1784817	SPRING:PRESSURE:ROLLER:DUPLEX	U017	73
G1784818	SPRING:PULL OUT:LOCK:EXIT	U022	61
G1784822	SPRING:PRESSURE:0.8N:DIA0.65	U016_S002	123
G1784828	STAY:LOCK:LEVER:LEFT LOWER	U016 U016_S002	124 124
G1784890	SPRING PLATE:DUPLEX:GUIDE:LOWER	U017	74
G1784895	SHEET:DUPLEX:SPRING PLATE	U017	75
G1784900	COVER:DC STEPPER MOTOR:MM56	U008 U016	161 125
G1784908	COIL SPRING:LEFT LOWER:LOCK	U016	126
G1784909	SCREW:TRANSPORT	U022	62
G1784912	PULLEY:S2M:30T	U006	365
G1784916	SCREW:ROUND POINT	U017	76
G1786621	COVER:RELEASE PLATE:BLADE	U011_S001	60
G1786767	COATING BAR:TRANSFER ROLLER	U012_S001	61
G1787453	ARM:ON-OFF:TRANSPORT ROLLER	U016_S002	127
G1787515	CONNECTOR GUIDE PIN:CONNECTOR	U022	63
G1787618	PLATE:FIX:BAND	U017	77
G1787660	PRESSURE ROLLER:TRANSPORT ROLLER	U008	162
G1787664	SPACER	U008	163
G3631105	DETENT ROLLER SHAFT	U006_S005_S001 U006_S005_S002	366 366
G4042810	SPRING PLATE - 2ND MIRROR	U004_S002	63
G5701225	SENSOR SHIELDING PLATE	U004	64
GA000063	DECAL:DEVELOPMENT UNIT:DISPLAY	U009_S002	123

Number	Part Name	Group	ID
GA082010	BUSHING:DIA6:DIA10:9	U013	56
GW010007	PHOTO REFLECTION SENSOR:EXIT	U006 U008 U016 U016_S002 U017	367 164 128 128 78
GW010009	DENSITY SENSOR	U010_S001	121
GW020024	PHOTOINTERRUPTOR:LG2A24BL1:GF	U004 U007 U008 U009 U010_S001 U013 U015_S001 U015_S001_S004 U015_S003 U015_S003_S004 U015_S004 U015_S004_S004 U016	72 96 193 149 130 62 196 196 196 196 196 146
GW230008	TONER END SENSOR	U007_S001	88
GX060019	STEPPER MOTOR:PM42L048RBG8	U007_S001	89
GX640024	FAN MOTOR - DC 3.12W	U020 U021 U021_S004 U021_S005 U021_S006	46 101 101 101 101
GX640028	FAN MOTOR DC24V 1.92W	U008 U021	165 102
H0602126	BUSHING - M6X7	U003_S001_S001	262
H0722216	COMPRESSION SPRING	U016	129
H5194238	SPACER:ROLLER:CONNECTING	U008	166
J0155505	DRAWER:CONNECTOR:USED DEVELOPER:PLUG	U009_S004_S001	124
M0261778	GUIDE:FFC	U004	65
M0261815	CLAMP:MIRROR:NO.1	U004_S001	66
M0447747	CAP:COVER:REAR	U001	94
M0771766	KNOB:VARIABLE RESISTOR	U002_S001	66

## Exclusive Parts

Number	Part Name	Group	ID
		U002_S002	66
		U002_S003	66
M0771767	KEYTOP:START	U002_S001	67
		U002_S002	67
		U002_S003	67
M0771768	KEYTOP:10KEY	U002_S001	68
		U002_S002	68
		U002_S003	68
M0771769	KEYTOP:RESET SWITCH	U002_S001	69
		U002_S002	69
		U002_S003	69
M0771800	TOUCH PANEL:10.4INCH	U002_S001	70
		U002_S002	70
		U002_S003	70
M0771861	TUBE TYPE LAMP:TAC:ASS'Y	U001	95
M0774200	MECHANICAL ROLLER CLUTCH:R OLLER	U015_S002	172
M0774821	TRANSPORT BELT:COOLING	U016	130
M0B11328	ANTISTATIC BRUSH:DRUM	U018	71
M0B12211	DISCHARGE LAMP:LED ARRAY	U009_S002	156
M0B13320	JIG:SHEET:DOCTOR BLADE	Special Tools	19
M0B14675	GATE PAWL:EXIT:REVERSE	U016	139
M0EB4670	RADIAL BALL BEARING:REGISTRA TION:DRIVEN:FRONT	U008	201
M0EB4671	RADIAL BALL BEARING:REGISTRA TION:DRIVEN:REAR	U008	202
VSSG9002	FLUOTRIBO MG Grease	Special Tools	16


# Standard Parts




03125060N  
SCREW - M2.5X6



03130040N  
SCREW:M3X4



03130060N  
SCREW - M3X6



03130080N  
PAN HEAD SCREW:M3X8




03130120N  
PAN HEAD SCREW:M3X12



03140120N  
SCREW - M4X12



03140180N  
PAN HEAD SCREW:M4X18




03520040N  
SCREW-M2X4



03530040N  
SCREW - M3X4




03530060N  
BIND SCREW - M3X6




03530080N  
SCREW:M3X8



03530100N  
SCREW-M3X10




03530120N  
SCREW M3X12




03540040N  
SCREW-M4X4




03540060N  
SCREW-M4X6




03540080N  
SCREW:M4X8



03540120N  
SCREW M4X12



03540400N  
SCREW:M4X40




03603005N  
SCREW - M3X5




03603006N  
SCREW - M3X6



03603008N  
SCREW:M3X8




03603010N  
SCREW:M3X10



03603020N  
SCREW:M3X20



03603030N  
SCREW:M3X30




03604006N  
SCREW - M4X6



03604008N  
SCREW - M4X8



03604010N  
SCREW:M4X10



03604012N  
SCREW:M4X12




## Standard Parts



03604014N  
SCREW - M4X14




04340060N  
PAN SELF-TAPPING SCREW:  
M4X6



04340200N  
PAN SELF-TAPPING SCREW:  
4X20




04503008N  
TAPPING SCREW - M3X8




04503010N  
TAPPING SCREW - M3X10



04504008N  
TAPPING SCREW - M4X8




04504010N  
TAPPING SCREW:M4X10



04504012N  
TAPPING SCREW:4X12



04513006N  
TAPPING SCREW - 3X6



04513008  
TAPPING SCREW - M3X8



04513010N  
TAPPING SCREW:3X10




04513014N  
TAPPING SCREW:3X14



04513020N  
TAPPING SCREW:3X20




04513030N  
TAPPING SCREW:3X30




04514006N  
TAPPING SCREW - 4X6



04514008N  
TAPPING SCREW:4X8



04514010N  
TAPPING SCREW:4X10




04514012N  
TAPPING SCREW:4X12



04523006N  
BINDING SELF-TAPPING SC  
REW:3X6



04523008N  
TAPPING SCREW - M3X8



04523010P  
BINDING SELF-TAPPING SC  
REW:3X10



04524008N  
TAPPING SCREW:M4X8



04524010N  
BINDING SELF-TAPPING SC  
REW:4X10



04533006N  
TAPPING SCREW - M3X6



04534006N  
BINDING SELF TAPPING SC  
REW:4X6



04534008N  
BINDING SELF TAPPING SC  
REW:4X8



04543006Q  
TAPPING SCREW - M3X6



04543008Q  
TAPPING SCREW:3X8

## Standard Parts



04543014Q  
TAPPING SCREW:3X14



04543030Q  
TAPPING SCREW:ROUND P  
OINT:3X30



04544006Q  
TAPPING SCREW:4X6




04544008Q  
TAPPING SCREW - M4X8



04544010N  
TAPPING SCREW:ROUND P  
OINT:4X10




04583008N  
HEXAGON HEAD TAPPING S  
CREW:3X8



05730030E  
HEXAGON HEADLESS SET S  
CREW - M3X3



06230160E  
SPRING PIN - 3X16MM



06320140G  
PARALLEL PIN



06330120G  
PARALLEL PIN - 3X12




06330140G  
PARALLEL PIN - 3X14



06330200G  
PIN - M3X20




07010060N  
WASHER DIA6



07040050N  
WASHER:DIA5



07050040N  
WASHER:DIA4



07074050N  
BUSHING - 4X5



07080060N  
WASHER:DIA6



07080080N  
WASHER-DIA8



07200025E  
RETAINING RING - M2.5



07200030E  
RETAINING RING - M3



07200040E  
RETAINING RING - M4



07200060E  
RETAINING RING - M6



07200080E  
RETAINING RING - M8




07250200E  
RETAINING RING C - M20




07250300E  
RETAINING RING C - M30



07270060E  
RETAINING RING - M6



07330608  
PLAIN SHAFT BEARING:DIA6  
X8



07330610  
BUSHING:DIA6X10

## Standard Parts



**07403012**  
BALL BEARING - 12X28X8



**07403808**  
BALL BEARING - 8X16X5MM



**07413506**  
BALL BEARING - 6X12X4 MM




**07413706**  
BALL BEARING - 6X10X3




**07413708**  
BALL BEARING - 8X12X3.5M  
M



**07423808**  
BALL BEARING - 8X16X5



**07433806**  
RADIAL BALL BEARING: DIA6  
XDIA13X5



**07433808**  
RADIAL BALL BEARING: DIA8  
XDIA16X5



**07922054C**  
SYNCHRONOUS BELT:40S2  
M108:CR



**07922061C**  
SYNCHRONOUS BELT:40S2  
M122:CR



**07922063C**  
SYNCHRONOUS BELT:40S2  
M126:CR



**07922065C**  
SYNCHRONOUS BELT:40S2  
M130:CR



**07922074C**  
SYNCHRONOUS BELT:40S2  
M148:CR



**07922076C**  
SYNCHRONOUS BELT:40S2  
M152:CR



**07922079C**  
SYNCHRONOUS BELT:40S2  
M158:CR




**07922080C**  
SYNCHRONOUS BELT:40S2  
M160:CR



**07922101C**  
SYNCHRONOUS BELT:40S2  
M202:CR



**07922129C**  
SYNCHRONOUS BELT:40S2  
M258:CR



**08010234**  
SCREW WITH WASHER:SMA  
LL ROUND WITH SPRING WA  
SHER:M5X8



**08010237**  
HEXAGONAL BOLT:DOUBLE  
SCREW:M4X12




**08025220**  
TAPPING SCREW - M4X8



**08025312**  
TAPPING SCREW:WASHER:3  
X10



**08025330**  
PAN HEAD WITH COLLAR TA  
PPING SCREW:PF:4X10



**08030058**  
STEPPED SCREW



**08046123**  
HEXAGONAL BOLT:W/WASH  
ER:M3X8



**08050072**  
CS RING



**08050088**  
RETAINING RING - M6



**08050089**  
RETAINING RING - M4

## Standard Parts



08050092  
RETAINING RING - 3M



08050100  
RETAINING RING - M2.5




08050103  
RETAINING RINGS-E:SILENC  
ER:DIA3



08050104  
RETAINING RINGS-E:SILENC  
ER:DIA4



08050106  
RETAINING RINGS-E:SILENC  
ER:DIA6



08053263  
BEARING - 6X10X6MM



08053445  
BEARING - M6X10X3




08053480  
BUSHING - 6MM




08053542  
RADIAL BALL BEARING:DIA8  
XDIA16X5



08053568  
RADIAL BALL BEARING:DIA8  
XDIA14X4




08053573  
RADIAL BALL BEARING:DIA8  
XDIA16X5



09300404A  
PARALLEL KEY:4X4X25



09503006N  
SCREW:SPRING WASHER:M  
3X6



09505010N  
SCREW:SPRING WASHER:M  
5X10



09513006N  
SCREW - M3X6



09514006N  
SCREW:POLISHED ROUND:  
M4X6



09514008N  
SCREW:POLISHED ROUND:  
M4X8



09514020N  
SCREW - M4X20




09543008N  
SCREW - M3X8



09543010N  
SCREW:POLISHED ROUND/  
SPRING:M3X10




09543025N  
SCREW:POLISHED ROUND/  
SPRING:M3X25



09544006N  
SCREW:POLISHED ROUND/  
SPRING:M4X6




09544008N  
SCREW - M4X8




09545010N  
SCREW:POLISHED ROUND/  
SPRING:M5X10




11024559  
CONNECTOR - 3P



11024924  
CT CONNECTOR - 4P

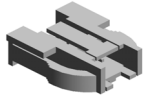


11025193  
CONNECTOR - 10P

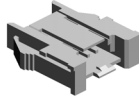


11025195  
CONNECTOR - 5P

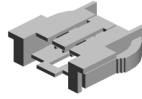
## Standard Parts




11026245  
RELAY CONNECTOR - 2P




11026246  
RELAY CONNECTOR - 3P




11026247  
CONNECTOR - 4P



11035046  
CONNECTOR:RFCP-24W6-E




11035047  
CONNECTOR:RFCP-36W6-E



11050328  
HARNESS CLAMP - ES-0505



11050410  
CARD SPACER - 9.4MM



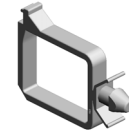
11050487  
HARNESS CLAMP




11050488  
HARNESS CLAMP




11050489  
HARNESS CLAMP - LWS 131  
6



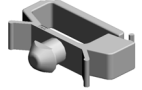
11050490  
HARNESS CLAMP - IWS-2218



11050508  
HARNESS CLAMP - LWS-071  
1



11050511  
HARNESS CLAMP - LWS-030  
6ZC



11050516  
CLAMP



11050528  
NYLON CLAMP - EMT-2N



11050529  
NYLON CLAMP-EMT-3N



11050532  
EDGE SADDLE - LES-25L




11050534  
CLAMP



11050551  
CLAMP:LES-0505



11050568  
CLAMP:LWSS-0504



11050601  
CLAMP:LWSM-0511-2M



11050603  
CLAMP:FFC-20



11050621  
CLAMP - SB-2712



11050692  
CLAMP:LES-0503



11050723  
CLAMPS:WES-0507



11050724  
CLAMPS:WES-1210




11050725  
CLAMPS:WES-1117



11050744  
CLAMP:F-LWS-0711

## Standard Parts



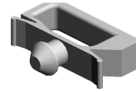
11050751  
CLAMP:LWSM-0606-3.2M



11050758  
CLAMP:LWSM-0306A



11050759  
CLAMP:LWSM-0605A



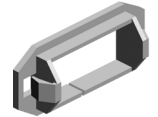
11050760  
CLAMP:LWSM-0511A




11050761  
CLAMP:LWS-0511A



11050764  
CLAMP:LWS-1316A




11060911  
BUSHING:SB-1909




11071280  
(D179/D180):FUSE:BJS1512F  
2




11071281  
(D181):FUSE:BJS2012F2



11500454  
(EU):POWER SUPPLY CODE:  
250V:16A:EU




11500455  
(NA):POWER SUPPLY CODE  
250V:20A:NA



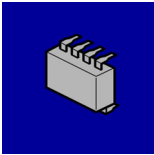
11500466  
(CHN):POWER SUPPLY COD  
E:250V:16A:CHN



12042612  
MICRO SWITCH:D3V-16506-3  
C25




12042614  
SWITCH AC250V/16A




14077899  
EEPROM:BR24T256-W



16071799  
FILTER - SUP-ET20-ER-0



16072256  
FERRITE CORE:K3 NFR-08-A  
BK0



16072595  
FERRITE CORE:GRFC-13

PM Part List

Number	Part Name	Num	Group	ID
AB011125	GEAR:20/29Z	1	U012_S001	21
AB011126	GEAR:20Z	1	U012_S001	22
AE010118	HOT ROLLER:DIA54:ASS'Y	3	U015_S001	49
			U015_S003	49
			U015_S004	49
AE020220	PRESSURE ROLLER:DIA65	3	U015_S001	51
			U015_S003	51
			U015_S004	51
AE030086	RADIAL BALL BEARING:DIA25XDIA37X7	6	U015_S001	56
			U015_S003	56
			U015_S004	56
AE045062	WEB:SUB-ASS'Y	1	U015_S002	60
AF030173	(EPDM):(For standard use):PAPER FEED ROLLER:PICKUP	3	U006_S002	421
			U006_S003	421
			U006_S004	421
AF031098	PAPER FEED ROLLER:FEED	3	U006_S002	127
			U006_S003	127
			U006_S004	127
AF032098	PAPER FEED ROLLER:SEPARATE	3	U006_S002	128
			U006_S003	128
			U006_S004	128
D0742459	JOINT:CLEANING UNIT	1	U009_S004_S001	28
D0744333	ROLLER:PLATE	1	U015_S002	113
D0746257	BRUSH ROLLER:APPLY:ASS'Y	1	U012_S001	31
D0746265	BLADE:TRANSFER ROLLER:ASS'Y	1	U012_S001	32
D0746312	GEAR:IDLER:TRANSFER ROLLER	1	U012_S001	39
D0746424	BLADE:CLEANING:BELT CLEANING:ASS'Y	1	U011_S001	17
D0746457	BLADE:APPLY:ASS'Y	1	U011_S001	30
D0BX2500	GRID:CHARGE CORONA	1	U009_S001	151
D0BX6051	ROLLER:INTERMEDIATE TRANSFER:ASS'Y	1	U010_S001	132
D0BX6250	TRANSFER ROLLER	1	U012_S001	77
D0BX6310	SEPARATION CORONA:ASS'Y	1	U012_S001	80

Number	Part Name	Num	Group	ID
D0BX6446	BRUSH:APPLY:BELT CLEANING	1	U011_S001	69
D0BX6450	COATING BAR:ASS'Y	1	U011_S001_S001	70
D0BX6909	FILTER:DUCT:MAIN:REAR	2	U021	114
D1792224	CORONA WIRE:CHARGE CORONA	3	U009_S001	40
D1793535	GEAR SET:CLEANING UNIT:SERVICE PARTS	1	U009_S005	76
D1793581	BLADE:CLEANING:ASS'Y	1	U009_S004	84
D1793635	COATING BAR:ASS'Y	1	U009_S004_S001	89
D1793641	BRUSH ROLLER:APPLY:ASS'Y	1	U009_S004_S001	90
D1793653	BLADE:APPLY:ASS'Y	1	U009_S004_S001	93
D1794197	FLAT BELT-FUSING:DIA80:SEAL	3	U015_S001	107
			U015_S003	107
			U015_S004	107
D1796050	FLAT BELT-TRANSFER	1	U010	75
D1796311	GEAR:TRANSFER ROLLER	1	U012_S001	50
D1796889	FILTER:MAIN:EXHAUST:RIGHT	2	U021	58
D5412241	REVERSE ROLLER:PAPER FEED	1	U003_S001	88
D6832228	PICKUP ROLLER	1	U003_S001_S001	147
D6842171	PAPER FEED BELT	1	U003_S001_S001	277
G1782502	CUSHION:CORONA WIRE	6	U009_S001	104
G1782507	CLEANER:GRID:ASS'Y	1	U009_S001	105
G1782510	CLEANER:CORONA WIRE:ASS'Y	3	U009_S001	106
G1786767	COATING BAR:TRANSFER ROLLER	1	U012_S001	61

## Design Change List

Number	Title	Set	Old Part		New Part		Index No.		Q'ty	Interchg		Reason	Cut-in S/N
			P/N	Name	P/N	Name	Group	ID		Indiv.	Set		
202403-01	2403Modification	-	AA040033	TRANSPORT BELT	D0BX3833	TRANSPORT BELT	U014	22	2	O/O			
202402-01	2402Modification	-	D2703383	SEAL:CASE:TONE R BANK:REAR	D0BX3383	SEAL:CASE:TONE R BANK:REAR	U007	101	2	O/O			
202401-01	2401Modification	A	G0291980	DECAL - LD	D2701399	DECAL:LASER DI ODE:ABS	U009	159	1	X/O			
202401-02	2401Modification	A	D2702440	INNER COVER:PCU: ASS'Y	D0BX2440	INNER COVER:PCU: ASS'Y	U009_S003	158	1	O/O			
202312-01	2312 Modification	-	D1795922	BRACKET:POWER SUPPLY CORD :INLET:NOISE FILTER	D0EZ5922	BRACKET:P SUP PLY CORD:NOISE E FILTER	U019	45	1	O/O			
202311-01	2311Modification	-	D1793414	SEAL:DEVELOP MENT ROLLER:SER VICE PARTS: ASS'Y			Special Tools	17	1				
202311-02	2311Modification	-	D0596646	INNER COVER:T ANDEM LCT:LEFT	D0EZ6646	INNER COVER:T ANDEM LCT:LEFT	U006_S006	423	1	O/O			
							U006_S008	423	1				
							U006_S010	423	1				
202310-01	2310Modification	-			11050760	CLAMP:LWSM-05 11A	U006	422	1				
					11050760	CLAMP:LWSM-05 11A	U006	422	1				
202310-02	2310Modification	-	11050516	CLAMP	11050760	CLAMP:LWSM-05 11A	U006	422	1	O/O			
			11050516	CLAMP	11050760	CLAMP:LWSM-05 11A	U006	422	1	O/O			
			11050516	CLAMP	11050760	CLAMP:LWSM-05 11A	U006	422	1	O/O			
			11050516	CLAMP	11050760	CLAMP:LWSM-05	U006	422	1	O/O			



## Design Change List

Number	Title	Set	Old Part		New Part		Index No.		Q'ty	Interchg		Reason	Cut-in S/N
			P/N	Name	P/N	Name	Group	ID		Indiv.	Set		
		-				11A							
202310-03	2310Modification	-			D0746283	(Set part number: D1796280):SHIELD:GUIDE PLATE:ENTRANCE:LOWER	U012_S001	81	2			Set part number:D1796280	
202310-04	2310Modification	-	11050489	HARNES CLAMP - LWS 1316	11050764	CLAMP:LWS-1316A	U005_S001	7	2	O/O			
202310-05	2310Modification	-	11050534	CLAMP	11050759	CLAMP:LWSM-0605A	U005_S001	6	7	O/O			
202306-01	2306Modification	-	D7315411	PCB:URB:DOCUMENT FEEDER:ASS'Y	D7315415	PCB:URB:DF:ASS'Y	U003_S001	299	1	O/O			
202306-02	2306Modification	-	D1794237	TORSION SPRING:FUSING/PAPER EXIT UNIT:REAR	D2704237	TORSION SPRING:FUSING/PAPER EXIT UNIT:REAR	U015_S001	198	1	O/O			
							U015_S003	198	1				
							U015_S004	198	1				
202301-01	2301Mod1fication	-	AF030140	PAPER FEED ROLLER:PICKUP	AF030173	(EPDM):(For standard use):PAPER FEED ROLLER:PICKUP	U006_S002	421	1	O/O			
							U006_S003	421	1				
							U006_S004	421	1				
202301-02	2301Mod1fication	-	M0777429	BALL BEARING:REGISTRATION:DRIVEN:REAR	M0EB4671	RADIAL BALL BEARING:REGISTRATION:DRIVEN:REAR	U008	202	1	O/O			
202301-03	2301Mod1fication	-	M0777428	BALL BEARING:REGISTRATION:DRIVEN:FRONT	M0EB4670	RADIAL BALL BEARING:REGISTRATION:DRIVEN:FRONT	U008	201	1	O/O			
202301-04	2301Mod1fication	-	AA043328	TIMING BELT:40	07922065C	SYNCHRONOUS	U003_S001	298	1	O/O			

## Design Change List

Number	Title	Set	Old Part		New Part		Index No.		Q'ty	Interchg		Reason	Cut-in S/N
			P/N	Name	P/N	Name	Group	ID		Indiv.	Set		
		-		S2M130		BELT:40S2M130:CR	_S001						
202211-01	2211Mod1fication	-	AW020224	PHOTOINTERRUPTOR:GP1A173LCSVF	AW020234	PHOTOINTERRUPTOR:GP1A173LCS5F	U003_S001	295	10	O/O			
202211-02	2211Mod1fication	-	AW020198	PHOTOINTERRUPTOR:LG2A14NL1	GW020024	PHOTOINTERRUPTOR:LG2A24BL1:GF	U004 U008	72 193	1 1	O/O			
202211-03	2211Mod1fication	-	D6831451	HOLDER:FEELE R:APS	D3FF1451	HOLDER:FEELE R:APS	U003_S001	297	1	O/O			
202211-04	2211Mod1fication	-	D3B04720	PRESSURE PLATE:ASS'Y	D3B04730	PRESSURE PLATE:ASS'Y	U003_S001 _S005	296	1	O/O			
202210-01	2210Modification	-	AX400194	HEATER - 230V/9W	AX400275	HEATER:230V:9W	U010_S001	137	1	O/O			
202210-02	2210Modification	-	AA043685	SYNCHRONOUS BELT:40S2M258	07922129C	SYNCHRONOUS BELT:40S2M258:CR	U003_S001	294	1	O/O			
202206-01	2206Modification	-	AF030072	PAPER FEED ROLLER:PICKUP	AF030140	PAPER FEED ROLLER:PICKUP	U006_S002 U006_S003 U006_S004	418 418 418	1 1 1	X/O			
202206-02	2206Modification	B			AF031140	(EPDM):PAPER FEED ROLLER:FEED	U006_S004	419	1			SET[B] D0592620, AF032140	
					AF031140	(EPDM):PAPER FEED ROLLER:FEED	U006_S003	419	1				
					AF031140	(EPDM):PAPER FEED ROLLER:FEED	U006_S002	419	1				
202206-03	2206Modification	B			AF032140	(EPDM):PAPER F	U006_S004	420	1			SET[B] D0592620	

## Design Change List

Number	Title	Set	Old Part		New Part		Index No.		Q'ty	Interchg		Reason	Cut-in S/N	
			P/N	Name	P/N	Name	Group	ID		Indiv.	Set			
						EED ROLLER:SEPARATE						, AF031140		
					AF032140	(EPDM):PAPER FEED ROLLER:SEPARATE	U006_S003	420	1					
					AF032140	(EPDM):PAPER FEED ROLLER:SEPARATE	U006_S002	420	1					
202112-01	2112 Modification	-	D1793356	SEAL:TONER BANK	D1793357	SEAL:TONER BANK	U007	100	2	O/O				
202112-02	2112 Modification	-	D1795324	HARNESS:PULL OUT:PAPER:FAN	D0BX5324	HARNESS:PULL OUT:PAPER:FAN	F9(2/4)		1	O/O				
202111-01	2111 Modification	-	D1796411	SEAL:TONER OUTLET SUB-UNIT	D0BX6411	SEAL:TONER OUTLET SUB-UNIT	U022	73	1	O/O				
202111-02	2111 Modification	-	D0746450	COATING BAR:ASSY	D0BX6450	COATING BAR:ASSY	U011_S001_S001	70	1	X/O				
202110-01	2110 Modification	-	D1796310	SEPARATION CORONA:ASSY	D0BX6310	SEPARATION CORONA:ASSY	U012_S001	80	1	O/O				
202110-02	2110 Modification	-	D1796771	GUIDE PLATE:OPEN AND CLOSE:VERTICAL TRANSPORT:LOWER:ASSY	D0BX6771	GUIDE PLATE:OPEN AND CLOSE:VERTICAL TRANSPORT:LOWER:ASSY	U006_S005	417	1	O/O				
202110-03	2110 Modification	-	D0746446	BRUSH:APPLY:BELT CLEANING	D0BX6446	BRUSH:APPLY:BELT CLEANING	U011_S001	69	1	X/O				
202109-01	2109 Modification	-	D0BX6400	BELT CLEANING:ASSY	D0BX6401	BELT CLEANING:ASSY	U011_S001	66	1	X/O				
202109-02	2109 Modification	-	52062687	STUD SCREW - M3	D0BX6434	PIN:DETECTION:ROLLER	U011_S001_S001	67	2	X/O				
202109-03	2109 Modification	-	D0746455	COIL SPRING:CO	D0BX6455	COIL SPRING:CO	U011_S001	68	1	X/O				

## Design Change List

Number	Title	Set	Old Part		New Part		Index No.		Q'ty	Interchg		Reason	Cut-in S/N
			P/N	Name	P/N	Name	Group	ID		Indiv.	Set		
		-		ATING BAR		ATING BAR	_S001						
202108-01	2108 Modification	-	AA043976	TIMING BELT:40 S2M142	AA043725	TIMING BELT:40 S2M142	U010_S001	136	1	O/O			
202108-02	2108 Modification	-	AA043627	TIMING BELT - B 40S2M148	07922074C	SYNCHRONOUS BELT:40S2M148: CR	U008	200	2	O/O			
202106-01	2106 Modification	-	B7003305	TIMING BELT:B4 0S2M152	07922076C	SYNCHRONOUS BELT:40S2M152: CR	U003_S001	293	1	O/O			
202105-01	2105 Modification	-	D2701508	COVER:MAIN:LE FT	D0BX1508	COVER:MAIN:LE FT	U001	114	1	O/O			
202105-02	2105 Modification	-	AA043339	TIMING BELT:PA PER EXIT:40S2M 122	07922061C	SYNCHRONOUS BELT:40S2M122: CR	U003_S001	288	1	O/O			
202105-03	2105 Modification	-	AA043632	TIMING BELT - 4 0S2M126	07922063C	SYNCHRONOUS BELT:40S2M126: CR	U003_S001	289	1	O/O			
202105-04	2105 Modification	-	AA043681	SYNCHRONOUS BELT:40S2M108	07922054C	SYNCHRONOUS BELT:40S2M108: CR	U003_S001	287	1	O/O			
202105-05	2105 Modification	-	AA043694	SYNCHRONOUS BELT:B40S2M20 2	07922101C	SYNCHRONOUS BELT:40S2M202: CR	U003_S001	292	1	O/O			
202105-06	2105 Modification	-	AA043710	SYNCHRONOUS BELT:40S2M158	07922079C	SYNCHRONOUS BELT:40S2M158: CR	U003_S001	290	1	O/O			
202105-07	2105 Modification	-	M3644131	TIMING BELT:B4 0S2M160	07922080C	SYNCHRONOUS BELT:40S2M160: CR	U003_S001	291	1	O/O			
202105-08	2105 Modification	A	D1796521	BRACKET:TONE	D0BX6521	BRACKET:TONE	U013	63	1	X/O			

## Design Change List

Number	Title	Set	Old Part		New Part		Index No.		Q'ty	Interchg		Reason	Cut-in S/N
			P/N	Name	P/N	Name	Group	ID		Indiv.	Set		
				R OUTLET SUB-UNIT:VERTICAL TRANSPORT:LOWER		R OUTLET SUB-UNIT:VERTICAL TRANSPORT:LOWER							
202105-09	2105 Modification	A	D1796528	TONER OUTLET SUB-UNIT:VERTICAL TRANSPORT:MAIN:ASS'Y	D0BX6528	TONER OUTLET SUB-UNIT:VERTICAL TRANSPORT:MAIN:ASS'Y	U013_S002	64	1	X/O			
202105-10	2105 Modification	A	D1796552	TRANSPORT SCREW:TONER OUTLET SUB-UNIT:LOWER:ASS'Y	D0BX6552	TRANSPORT SCREW:TONER OUTLET SUB-UNIT:LOWER:ASS'Y	U013_S002	65	1	X/O			
202102-01	2102 Modification	-	D6834720	PRESSURE PLATE:ASS'Y	D3B04720	PRESSURE PLATE:ASS'Y	U003_S001	286	1	O/O			
202102-02	2102 Modification	-	D1791588	(NA):DECAL:CAUTION:PULL OUT:ENGLISH	D2701588	(NA):DECAL:CAUTION:PULL OUT:ENGLISH	U023	51	2	O/O			
202102-03	2102 Modification	-	D1792965	SHAFT:GUIDE PLATE:OPEN AND CLOSE	D2702965	SHAFT:GUIDE PLATE:OPEN AND CLOSE	U008	199	1	O/O			
202012-01	2012 Modification	-	D6834711	GUIDE PLATE:PRESSURE PLATE:LEFT	D3B04711	GUIDE PLATE:PRESSURE PLATE:LEFT:ASS'Y	U003_S001_S005	284	1	O/O			
202012-02	2012 Modification	-	D6834724	CUSHION:PRESSURE PLATE:LARGE	D3B04724	CUSHION:PRESSURE PLATE:LARGE	U003_S001_S005	285	1	O/O			
202012-03	2012 Modification	-	D1793336	SEAL:CASE:TONER BANK:FRONT	D2703336	SEAL:CASE:TONER BANK:FRONT	U007_S002	99	1	O/O			
							U007_S004	99	1				
202012-04	2012 Modification	-	D0BX6889	FILTER:MAIN:EXHAUST:RIGHT	D1796889	FILTER:MAIN:EXHAUST:RIGHT	U021	58	2	O/O			

## Design Change List

Number	Title	Set	Old Part		New Part		Index No.		Q'ty	Interchg		Reason	Cut-in S/N
			P/N	Name	P/N	Name	Group	ID		Indiv.	Set		
202011-01	2011 Modification	-	D2701516	COVER:MAIN:REAR	D0BX1516	COVER:MAIN:REAR:PEEN	U001_S005	113	1	X/O			
202011-02	2011 Modification	-			D0BX1427	COVER:MAIN:REAR:SUB-ASS'Y	U001_S005	112	1				
202011-03	2011 Modification	-	D6834725	CUSHION:PRESSURE PLATE:SMALL	D3B04725	CUSHION:PRESSURE PLATE:SMALL	U003_S001_S005	283	1	O/O			
202011-04	2011 Modification	-	D1793420	Development Doctor Blade Jig Sheet	M0B13320	JIG:SHEET:DOCTOR BLADE	Special Tools	19	1	O/O			
202010-01	2010 Modification	-	D1793342	BRACKET:CHUCK:TONER BANK	D0BX3342	BRACKET:CHUCK:TONER BANK:PEEN	U007	98	1	O/O			
			D1793342	BRACKET:CHUCK:TONER BANK	D0BX3342	BRACKET:CHUCK:TONER BANK:PEEN	U007	98	1	O/O			
202010-02	2010 Modification	-	G1784636	TIMING BELT:S2M134_67	AA043726	SYNCHRONOUS BELT:60S2M134	U014	21	1	O/O			
202009-01	2009 Modification	A	D0746144	BRACKET:INTERMEDIATE TRANSFER:FRONT	D0A56044	BRACKET:INTERMEDIATE TRANSFER:FRONT	U010_S001	134	1	X/O			
202009-02	2009 Modification	A	D0746145	BRACKET:INTERMEDIATE TRANSFER:REAR	D0A56045	BRACKET:INTERMEDIATE TRANSFER:REAR	U010_S001	135	1	X/O			
202008-01	2008 Modification	-	AZ240307	POWER SUPPLY UNIT:FW:200V	AZ240369	POWER SUPPLY UNIT:FW:200V	U020	52	1	X/O			
202006-01	2006 Modification	-	D1792912	DECAL:PULL OUT:RIGHT:B2	D1797648	DECAL:MULTI-LANGUAGE:MAIN:12	U001_S006	108	1	O/O			
202006-02	2006 Modification	-	D1792913	DECAL:PULL OUT	D1797648	DECAL:MULTI-LA	U001_S006	108	1	O/O			

## Design Change List

Number	Title	Set	Old Part		New Part		Index No.		Q'ty	Interchg		Reason	Cut-in S/N
			P/N	Name	P/N	Name	Group	ID		Indiv.	Set		
		-		T:RIGHT:B3		NGUAGE:MAIN:1 2							
202006-03	2006 Modification	-	D1792914	DECAL:PULL OUT:RIGHT:B4	D1797648	DECAL:MULTI-LANGUAGE:MAIN:1 2	U001_S006	108	1	O/O			
202006-04	2006 Modification	-	D1792915	DECAL:PULL OUT:RIGHT:B5	D1797648	DECAL:MULTI-LANGUAGE:MAIN:1 2	U001_S006	108	1	O/O			
202006-05	2006 Modification	-	D1794871	DECAL:PULL OUT:LEFT:D1	D1797648	DECAL:MULTI-LANGUAGE:MAIN:1 2	U001_S007	108	1	O/O			
202006-06	2006 Modification	-	D1797093	DECAL:PULL OUT:LEFT:Z1	D1797648	DECAL:MULTI-LANGUAGE:MAIN:1 2	U001_S007	108	1	O/O			
202006-07	2006 Modification	-	D6832233	BRACKET:PAPER FEED BELT	D3FF2233	BRACKET:PAPER FEED BELT	U003_S001_S001	281	1	X/O			
202006-08	2006 Modification	-	D6833350	GUIDE PLATE:SCANNING	D7313390	GUIDE PLATE:SCANNING:CONTACT:0.6MM:PEEN	U003_S001	282	1	X/O			
202006-09	2006 Modification	-	D0742685	SYNCHRONOUS BELT:B80S2M190	AA043727	SYNCHRONOUS BELT:80S2M190	U008	198	1	O/O			
202005-01	2005 Modification	-	D1797704	ADF:ASS'Y	D1797705	ADF:SINAI-B:ASS'Y	U003_S001	280	1	O/O			
202005-02	2005 Modification	-	D0742679	HOLDER:DC STEPPER MOTOR:SHIFT	D0BX2679	HOLDER:DC STEPPER MOTOR:SHIFT	U008	197	1	O/O			
202004-01	2004 Modification	-	M2057305	REGISTRATION ROLLER:GATE:A	D2702602	REGISTRATION ROLLER:GATE:A	U008	196	1	X/O			

## Design Change List

Number	Title	Set	Old Part		New Part		Index No.		Q'ty	Interchg		Reason	Cut-in S/N
			P/N	Name	P/N	Name	Group	ID		Indiv.	Set		
		-		SS'Y		SS'Y							
202004-02	2004 Modification	-	D6833641	GUIDE:CONTACT IMAGE SENSOR:EXIT:LOWER:ASS'Y	D6833646	GUIDE:CONTACT IMAGE SENSOR:EXIT:LOWER:ASS'Y	U003_S001_S002	279	1	X/O			
202003-01	2003 Modification	-	AA043608	TIMING BELT:40 S2M184	AA043731	TIMING BELT:40 S2M184	U016	147	1	O/O			
202003-02	2003 Modification	-	AA043647	TIMING BELT:60 S2M188	AA043737	TIMING BELT:60 S2M188	U006	416	1	O/O			
202003-03	2003 Modification	-	D1792440	INNER COVER:PCU:ASS'Y	D2702440	INNER COVER:PCU:ASS'Y	U009	157	1	O/O			
202003-04	2003 Modification	-	D1794236	TORSION SPRING:FUSING/PAPER EXIT UNIT:FRONT	D2704236	TORSION SPRING:FUSING/PAPER EXIT UNIT:FRONT	U015_S004	197	1	O/O			
			D1794236	TORSION SPRING:FUSING/PAPER EXIT UNIT:FRONT	D2704236	TORSION SPRING:FUSING/PAPER EXIT UNIT:FRONT	U015_S003	197	1	O/O			
			D1794236	TORSION SPRING:FUSING/PAPER EXIT UNIT:FRONT	D2704236	TORSION SPRING:FUSING/PAPER EXIT UNIT:FRONT	U015_S001	197	1	O/O			
202003-05	2003 Modification	-	D2704669	BRACKET:MAGNET CATCH:DUPLICATE	D2704670	BRACKET:MAGNET CATCH:DUPLICATE	U017	88	2	O/O			
202003-06	2003 Modification	-	D7312200	SHAFT:SEPARATION:ASS'Y	D7312202	SHAFT:SEPARATION:ASS'Y	U003_S001_S001	278	1	O/O			
202003-07	2003 Modification	-	D1792816	SHAFT:TRAILING EDGE:SHIFT	D2702816	SHAFT:TRAILING EDGE:SHIFT	U008	195	1	O/O			



## Design Change List

Number	Title	Set	Old Part		New Part		Index No.		Q'ty	Interchg		Reason	Cut-in S/N	
			P/N	Name	P/N	Name	Group	ID		Indiv.	Set			
202002-01	202002-01	-	D1796786	GUIDE PLATE:VERTICAL TRANSPORT:F2	D0BX6786	GUIDE PLATE:VERTICAL TRANSPORT:F2:PEEN	U006	415	1	X/O				
202001-01	2001 Modification	-	D1793335	SEAL:CASE:TONER BANK:LOWER	D2703335	SEAL:CASE:TONER BANK:LOWER	U007_S002	97	1	O/O				
							U007_S004	97	1					
202001-02	2001 Modification	-	D1791585	DECAL:MISFEED REMOVAL:LOCATION	D2701584	DECAL:MISFEED REMOVAL:LOCATION	U001_S004	110	1	O/O				
202001-03	2001 Modification	-	D1791591	DECAL:MISFEED REMOVAL:ABC	D2701591	DECAL:MISFEED REMOVAL:ABC	U001_S004	111	1	O/O				
201912-01	1912 Modification	-	D1365492	PCB:IDB	D1365498	PCB:IDB	U004	71	1	X/O				
201912-02	1912 Modification	-	AZ240301	POWER SUPPLY UNIT:ECO:200V	AZ240373	POWER SUPPLY UNIT:ECO:200V	U020	51	1	X/O				
201909-01	1909 Modification	-	D1797094	DECAL:PULL OUT:LEFT:Z2	D1797649	DECAL:MULTI-LANGUAGE:MAIN:5	U017	87	1	O/O				
201909-02	1909 Modification	-	D0747389	DECAL:PAPER SET DIRECTION:TANDEM LCT:LEFT	D2707389	DECAL:PAPER SET DIRECTION:TANDEM LCT:LEFT	U006_S006	414	1	O/O				
			D0747389	DECAL:PAPER SET DIRECTION:TANDEM LCT:LEFT	D2707389	DECAL:PAPER SET DIRECTION:TANDEM LCT:LEFT	U006_S010	414	1	O/O				
			D0747389	DECAL:PAPER SET DIRECTION:TANDEM LCT:LEFT	D2707389	DECAL:PAPER SET DIRECTION:TANDEM LCT:LEFT	U006_S008	414	1	O/O				
201908-01	1908 Modification	-	D2702433	SERVICE PARTS:DEVELOPMENT	D0BX2432	SERVICE PARTS:DEVELOPMENT	U009_S002	155	1	O/O				

## Design Change List

Number	Title	Set	Old Part		New Part		Index No.		Q'ty	Interchg		Reason	Cut-in S/N
			P/N	Name	P/N	Name	Group	ID		Indiv.	Set		
		-		UNIT:ASS'Y		UNIT:ASS'Y							
201908-02	1908 Modification	B	B2342440	LED ARRAY - QL	M0B12211	DISCHARGE LA MP:LED ARRAY	U009_S002	156	1	X/X		SET[B] D0BX532 8(201903-08)	
201907-01	1907 Modification	-			D1791316	JOINT:DRIVE:FU SING	U018_S003	72	1				
201907-02	1907 Modification	-			D0BX6225	SIDE PLATE:TRA NSFER/SEPARA TION UNIT:REAR :ASS'Y	U012_S001	79	1				
201907-05	1907 Modification	-	AW140017	TEMPERATURE & HUMIDITY SEN SOR	AW140027	TEMPERATURE & HUMIDITY SEN SOR	U009	152	1	O/O			
201907-06	1907 Modification	-	D1796051	ROLLER:INTERM EDIATE TRANSF ER:ASS'Y	D0BX6051	ROLLER:INTERM EDIATE TRANSF ER:ASS'Y	U010_S001	132	1	O/O			
201907-07	1907 Modification	-	D1796400	BELT CLEANING: ASS'Y	D0BX6400	BELT CLEANING: ASS'Y	U011	65	1	O/O			
201907-09	1907 Modification	-	D2706211	TRANSFER UNIT :ASS'Y	D0BX6210	TRANSFER UNIT :ASS'Y	U012_S001	78	1	O/O			
201907-10	1907 Modification	-	D1796889	FILTER:MAIN:EX HAUST:RIGHT	D0BX6889	FILTER:MAIN:EX HAUST:RIGHT	U021	113	1	O/O			
			D1796889	FILTER:MAIN:EX HAUST:RIGHT	D0BX6889	FILTER:MAIN:EX HAUST:RIGHT	U021	113	1	O/O			
201907-11	1907 Modification	-	D1796909	FILTER:DUCT:M AIN:REAR	D0BX6909	FILTER:DUCT:M AIN:REAR	U021	114	2	O/O			
201907-12	1907 Modification	-	D1791219	SHAFT:LOCK:PU LL OUT:LEFT	D2701219	SHAFT:LOCK:PU LL OUT:LEFT	U022	72	1	O/O			
201907-13	1907 Modification	-	D0747595	BASE:TANDEM L CT:RIGHT:ADHE SION	D0BX7595	BASE:TANDEM L CT:RIGHT:ADHE SION	U006_S009 _S002	409	1	X/O			

## Design Change List

Number	Title	Set	Old Part		New Part		Index No.		Q'ty	Interchg		Reason	Cut-in S/N
			P/N	Name	P/N	Name	Group	ID		Indiv.	Set		
		-	D0747595	BASE:TANDEM LCT:RIGHT:ADHESION	D0BX7595	BASE:TANDEM LCT:RIGHT:ADHESION	U006_S007_S002	409	1	X/O			
201907-14	1907 Modification	-	D1947631	PAPER TRAY:UNIVERSAL:DOM:SUB-ASS'Y	D0BX7631	PAPER TRAY:UNIVERSAL:SUB-ASS'Y	U006_S013	410	1	X/O			
			D1947631	PAPER TRAY:UNIVERSAL:DOM:SUB-ASS'Y	D0BX7631	PAPER TRAY:UNIVERSAL:SUB-ASS'Y	U006_S012	410	1	X/O			
201907-15	1907 Modification	-	D1792255	CHARGE CORONA	D0BX2255	CHARGE CORONA	U009_S001	153	1	O/O			
201907-16	1907 Modification	-	D1792485	LED ARRAY:ASS'Y	D0BX2485	LED ARRAY:ASS'Y	U009_S002	154	1	X/O			
201907-17	1907 Modification	-	D1796001	TRANSFER/SEPARATION UNIT:INTERMEDIATE TRANSFER:ASS'Y	D1796002	TRANSFER UNIT:INTERMEDIATE TRANSFER:ASS'Y	U010_S001	133	1	X/O			
201907-18	1907 Modification	-	D1791488	SUPPORTING PLATE:DOOR:FRONT LEFT:ASS'Y	D0BX1488	SUPPORTING PLATE:DOOR:FRONT LEFT:ASS'Y	U001_S003_S001	109	1	O/O			
201907-20	1907 Modification	-	D1316852	BASE:TANDEM LCT:RIGHT:AA:ASS'Y	D0BX6852	BASE:TANDEM LCT:RIGHT:AA:ASS'Y	U006_S011_S002	408	1	X/O			
201907-21	1907 Modification	-	D1796680	(EU):TANDEM LCT:RIGHT:EU/AP:ASS'Y	D1796646	(EU):TANDEM LCT:RIGHT:ASS'Y	U006_S007	411	1	X/O			
201907-22	1907 Modification	-	D1796685	(NA):TANDEM LCT:RIGHT:NA:ASS'Y	D1796647	(NA):TANDEM LCT:RIGHT:ASS'Y	U006_S009	412	1	X/O			
201907-23	1907 Modification	-	D1796687	(CHN):TANDEM L	D1796648	(CHN):TANDEM L	U006_S011	413	1	X/O			

## Design Change List

Number	Title	Set	Old Part		New Part		Index No.		Q'ty	Interchg		Reason	Cut-in S/N
			P/N	Name	P/N	Name	Group	ID		Indiv.	Set		
		-		CT:RIGHT:CHN:ASS'Y		CT:RIGHT:ASS'Y							
201905-01	1905 Modification	-	D1796250	TRANSFER ROLLER	D0BX6250	TRANSFER ROLLER	U012_S001	77	1			EU:Int X/O AA_TWN_KOR_N A_CHN:Int O/O	
201904-01	1904 Modification	-	D0146780	TRAY BOTTOM PLATE:ASS'Y	D0BX6780	TRAY BOTTOM PLATE:ASS'Y	U006_S013_S003	405	1	X/O			
			D0146780	TRAY BOTTOM PLATE:ASS'Y	D0BX6780	TRAY BOTTOM PLATE:ASS'Y	U006_S012_S003	405	1	X/O			
201904-02	1904 Modification	-	D1796100	TRANSFER UNIT:INTERMEDIATE TRANSFER:ASS'Y	D1796001	TRANSFER/SEPARATION UNIT:INTERMEDIATE TRANSFER:ASS'Y	U010	131	1	O/O			
201904-03	1904 Modification	-	D0746420	BRUSH:REMOVE PAPER DUST:BELT CLEANING	D0BX6420	BRUSH:REMOVE PAPER DUST:BELT CLEANING	U011_S001	64	1	O/O			
201904-04	1904 Modification	-	G1781268	ANTISTATIC BRUSH:DRUM	M0B11328	ANTISTATIC BRUSH:DRUM	U018	71	1	X/O			
201904-05	1904 Modification	-	D1797649	DECAL:MULTI-LANGUAGE:MAIN:5	D2707649	DECAL:MULTI-LANGUAGE:MAIN:5	U008_S002	194	1	O/O			
			D1797649	DECAL:MULTI-LANGUAGE:MAIN:5	D2707649	DECAL:MULTI-LANGUAGE:MAIN:5	U023	50	1	O/O			
201904-06	1904 Modification	-			D1796619	STAY:HOLDER:PAPER TRAY:ASS'Y	U006	406	2				
201904-07	1904 Modification	-			D1796626	SUPPORTING PLATE:RIGHT:HOLDER:PAPER TRAY	U006	407	2				
201904-08	1904 Modification	-	G1782500	GRID:CHARGE C	D0BX2500	GRID:CHARGE C	U009_S001	151	1	O/O			

## Design Change List

Number	Title	Set	Old Part		New Part		Index No.		Q'ty	Interchg		Reason	Cut-in S/N
			P/N	Name	P/N	Name	Group	ID		Indiv.	Set		
		-		ORONA		ORONA							
201903-01	1903 Modification	-	AF013005	BOTTOM PLATE PAD	AF013029	PAD:BASE	U006_S012_S003	402	1	X/O			
							U006_S013_S003	402	1				
201903-02	1903 Modification	-	A2946655	FRONT ROLLER - SLIDE RAIL	D0BX6677	ROLLER:SLIDE RAIL:FRONT	U006_S007	404	1	O/O			
							U006_S009	404	1				
							U006_S011	404	1				
201903-03	1903 Modification	-	D0590761	SPRING:TANDEM TRAY:LOCK	D0BX6648	COIL SPRING:TANDEM TRAY:LOCK	U006	403	1	O/O			
201903-04	1903 Modification	-	D1793075	FILTER:DEVELOPMENT	D0BX3075	FILTER:DEVELOPMENT	U009_S002	150	1	O/O			
201903-05	1903 Modification	-	D1795389	(NA):HARNESS:FUSING UNIT:UPPER:17PIN	D0BX5389	(NA):HARNESS:FUSING UNIT:UPPER:17PIN	G5(3/4)		1	X/X			
201903-06	1903 Modification	-	D1795390	(EU/AA/TWN/KOR/CHN):HARNES S:FUSING UNIT:UPPER:17PIN	D0BX5390	(EU/AA/TWN/KOR/CHN):HARNES S:FUSING UNIT:UPPER:17PIN	H5(3/4)		1	X/X			
201903-07	1903 Modification	-	D1809640	DEVELOPER BLACK	D1799640	Developer Black	U009	97	1	O/O			
201903-08	1903 Modification	-			D0BX5328	HARNESS:DRAWER:PCU	B5(1/4)		1				
201902-01	1902 Modification	-	D1794753	PLATE:HANDLE:GUIDE:OPEN AND CLOSE	D2704753	PLATE:HANDLE:GUIDE:OPEN AND CLOSE	U016_S002	145	1	O/O			
201902-02	1902 Modification	-	AW140016	TEMPERATURE & HUMIDITY SENSOR	AW140026	TEMPERATURE & HUMIDITY SENSOR	U013	61	1	O/O			

## Design Change List

Number	Title	Set	Old Part		New Part		Index No.		Q'ty	Interchg		Reason	Cut-in S/N
			P/N	Name	P/N	Name	Group	ID		Indiv.	Set		
201902-03	1902 Modification	-	D6831350	HINGE:RIGHT:AS S'Y	D3B01350	HINGE:RIGHT:AS S'Y	U003_S001	276	1	X/O			
201902-04	1902 Modification	-	D5412121	PAPER FEED BE LT	D6842171	PAPER FEED BE LT	U003_S001 _S001	277	1	X/O			
201902-05	1902 Modification	-	D1797574	SHAFT:ARM:UN LOCK	D2707574	SHAFT:ARM:UN LOCK	U006	401	1	O/O			
201902-06	1902 Modification	-			B0656589	LEFT SUPPORT PLATE	U006	400	2				
201902-07	1902 Modification	-	AW020198	PHOTOINTERRU PTOR:LG2A14NL 1	GW020024	PHOTOINTERRU PTOR:LG2A24BL 1:GF	U007	96	4	O/O			
							U008	193	4				
							U009	149	1				
							U010_S001	130	2				
							U013	62	3				
							U015_S001	196	2				
							U015_S001 _S004	196	1				
							U015_S003	196	2				
							U015_S003 _S004	196	1				
							U015_S004	196	2				
							U015_S004 _S004	196	1				
U016	146	2											
201902-08	1902 Modification	-	08050089	RETAINING RING - M4	08050104	RETAINING RING S-E:SILENCER:DI A4	U011_S001	4	1	O/O			
201901-01	1901 Modification	-	D2706210	TRANSFER UNIT :ASS'Y	D2706211	TRANSFER UNIT :ASS'Y	U012	76	1	O/O			
201901-02	1901 Modification	-	D3553828	HOLDER:STAY:G UIDE PLATE	D0BX6795	HOLDER:STAY:G UIDE PLATE	U006_S005	399	2	O/O			

## Design Change List

Number	Title	Set	Old Part		New Part		Index No.		Q'ty	Interchg		Reason	Cut-in S/N
			P/N	Name	P/N	Name	Group	ID		Indiv.	Set		
201901-03	1901 Modification	-	D1794275	COVER:FUSING UNIT:UPPER:AS S'Y	D1794285	COVER:FUSING UNIT:UPPER:AS S'Y	U015_S001_S003	195	1	X/X			
			D1794275	COVER:FUSING UNIT:UPPER:AS S'Y	D1794285	COVER:FUSING UNIT:UPPER:AS S'Y	U015_S003	195	1	X/X			
			D1794275	COVER:FUSING UNIT:UPPER:AS S'Y	D1794285	COVER:FUSING UNIT:UPPER:AS S'Y	U015_S004_S003	195	1	X/X			
201812-01	1812 Modification	-	D2701518	COVER:EXHAUST:PAPER EXIT SUB-UNIT	D0BX1518	COVER:EXHAUST:PAPER EXIT SUB-UNIT	U023	49	1	O/O			
201812-02	1812 Modification	-	D1794017	(NA):FUSING UNIT:208V:ASS'Y	D1794417	(NA):FUSING UNIT:208V:ASS'Y	U015_S003	193	1	O/O			
201812-03	1812 Modification	-	D1794018	(CHN/EU):FUSING UNIT:220V:AS S'Y	D1794418	(CHN/EU):FUSING UNIT:220V:AS S'Y	U015_S001	194	1	O/O			
			D1794018	(CHN/EU):FUSING UNIT:220V:AS S'Y	D1794418	(CHN/EU):FUSING UNIT:220V:AS S'Y	U015_S004	194	1	O/O			
201812-04	1812 Modification	-	A2943451	LEVER HOLDER	D0BX3451	LEVER:TONER BOTTLE:PEEN	U007	95	1	O/O			
			A2943451	LEVER HOLDER	D0BX3451	LEVER:TONER BOTTLE:PEEN	U007	95	1	O/O			
201812-05	1812 Modification	-	AA161129	CUSHION - LARGE	AA161177	CUSHION:BASE:TANDEM LCT:LARGE	U006_S007	397	1	O/O			
							U006_S009	397	1				
							U006_S011	397	1				
201812-06	1812 Modification	-	AA161130	CUSHION - SMALL	AA161178	CUSHION:BASE:TANDEM LCT:SMALL	U006_S007	398	2	O/O			
							U006_S009	398	2				
							U006_S011	398	2				

## Design Change List

Number	Title	Set	Old Part		New Part		Index No.		Q'ty	Interchg		Reason	Cut-in S/N
			P/N	Name	P/N	Name	Group	ID		Indiv.	Set		
201812-07	1812 Modification	-	D0746255	BRUSH ROLLER:TRANSFER ROLLER:ASS'Y	D0BX6255	BRUSH ROLLER:TRANSFER ROLLER:ASS'Y	U012_S001	75	1	X/X			
201812-08	1812 Modification	-	D6831320	HINGE:LEFT:ASS'Y	D3B01320	HINGE:LEFT:ASS'Y	U003_S001	275	1	X/O			
201812-09	1812 Modification	-	D1795391	HARNESS:FUSING UNIT:SENSOR:CONNECTING	D0BX5391	HARNESS:FUSING UNIT:SENSOR:CONNECTING	G5(3/4)		1	X/X			
201811-01	1811 Modification	-			D2702644	STAY:SHIFT:REGISTRATION:ASS'Y	U008	192	1				
201811-03	1811 Modification	-	D1792902	GUIDE PLATE:CONNECTING:UPPER	D0BX2902	GUIDE PLATE:CONNECTING:UPPER:PEEN	U008	191	1	X/X			
201811-04	1811 Modification	-	D1792911	DECAL:PULL OUT:RIGHT:B1	D1797648	DECAL:MULTI-LANGUAGE:MAIN:12	U001_S006	108	1	O/O			
201811-05	1811 Modification	-	D2702427	SERVICE PARTS:DEVELOPMENT UNIT:ASS'Y	D2702433	SERVICE PARTS:DEVELOPMENT UNIT:ASS'Y	U009	148	1	O/O			
201811-06	1811 Modification	A			D0BX1069	COVER:MOTOR:USED TONER	U022	70	1				
201811-07	1811 Modification	A			04544008Q	TAPPING SCREW - M4X8	U022	7	1				
201811-08	1811 Modification	A			D1791118	SEPARATION PLATE:MAIN:REAR MIDDLE	U022	71	1				
201810-01	1810 Modification	B	07330608	PLAIN SHAFT BEARING:DIA6X8	07330610	BUSHING:DIA6X10	U015_S001	191	1	X/X	X/O		
			07330608	PLAIN SHAFT BEARING:DIA6X8	07330610	BUSHING:DIA6X10	U015_S001	191	1	X/X			



## Design Change List

Number	Title	Set	Old Part		New Part		Index No.		Q'ty	Interchg		Reason	Cut-in S/N
			P/N	Name	P/N	Name	Group	ID		Indiv.	Set		
				ARING:DIA6X8		10							
			07330608	PLAIN SHAFT BE ARING:DIA6X8	07330610	BUSHING:DIA6X 10	U015_S003	191	1	X/X			
			07330608	PLAIN SHAFT BE ARING:DIA6X8	07330610	BUSHING:DIA6X 10	U015_S003	191	1	X/X			
			07330608	PLAIN SHAFT BE ARING:DIA6X8	07330610	BUSHING:DIA6X 10	U015_S004	191	1	X/X			
			07330608	PLAIN SHAFT BE ARING:DIA6X8	07330610	BUSHING:DIA6X 10	U015_S004	191	1	X/X			
201810-02	1810 Modification	B	D1794239	STRIPPER PLAT E:ASS'Y	D2704239	STRIPPER PLAT E:ASS'Y	U015_S001	192	1	X/X	X/O		
			D1794239	STRIPPER PLAT E:ASS'Y	D2704239	STRIPPER PLAT E:ASS'Y	U015_S003	192	1	X/X			
			D1794239	STRIPPER PLAT E:ASS'Y	D2704239	STRIPPER PLAT E:ASS'Y	U015_S004	192	1	X/X			
201810-03	1810 Modification	-	11050489	HARNESS CLAM P - LWS 1316	11050488	HARNESS CLAM P	U019	48	1	X/O			
			11050489	HARNESS CLAM P - LWS 1316	11050488	HARNESS CLAM P	U019	48	1	X/O			
			11050489	HARNESS CLAM P - LWS 1316	11050488	HARNESS CLAM P	U019	48	1	X/O			
201809-01	1809 Modification	-	D1797558	(NA):SIDE FENC E:TANDEM LCT:L EFT REAR:ASS'Y	D2707544	(NA/EU/CHN):SID E FENCE:TANDE M LCT:LEFT REA R:ASS'Y	U006_S008 _S002	396	1	O/O			
201809-02	1809 Modification	-	D1792786	DUCT:FAN:CONT ACT IMAGE SEN SOR	D2702786	DUCT:FAN:CONT ACT IMAGE SEN SOR	U008	190	1	O/O			
201809-03	1809 Modification	-	D1793310	SHAFT:DRIVE:T ONER BOTTLE:D	D2703310	SHAFT:DRIVE:T ONER BOTTLE:D	U007	94	2	O/O			

## Design Change List

Number	Title	Set	Old Part		New Part		Index No.		Q'ty	Interchg		Reason	Cut-in S/N
			P/N	Name	P/N	Name	Group	ID		Indiv.	Set		
		-		IA6		IA6							
201809-04	1809 Modification	-	D1797544	(EU/CHN):SIDE FENCE:TANDEM LCT:LEFT REAR:ASS'Y	D2707544	(NA/EU/CHN):SIDE FENCE:TANDEM LCT:LEFT REAR:ASS'Y	U006_S006_S002	396	1	O/O			
			D1797544	(EU/CHN):SIDE FENCE:TANDEM LCT:LEFT REAR:ASS'Y	D2707544	(NA/EU/CHN):SIDE FENCE:TANDEM LCT:LEFT REAR:ASS'Y	U006_S010_S002	396	1	O/O			
201809-05	1809 Modification	-	11050490	HARNESS CLAMP - IWS-2218			U022	14	1				
			11050490	HARNESS CLAMP - IWS-2218			U022	14	1				
201808-01	1808 Modification	-	D0743889	BRACKET:POSITIONING SENSOR:FLAT BELT-TRANSFER	D2703889	BRACKET:POSITIONING SENSOR:PEEN	U010_S001	129	1	O/O			
201808-02	1808 Modification	-	D1797544	(EU/CHN):SIDE FENCE:TANDEM LCT:LEFT REAR:ASS'Y	D1797558	(NA):SIDE FENCE:TANDEM LCT:LEFT REAR:ASS'Y	U006_S008	394	1	O/O			
201808-03	1808 Modification	-	D1947546	(NA):TANDEM LCT:LEFT:ASS'Y	D1797549	(NA):TANDEM LCT:LEFT:ASS'Y	U006_S008	393	1	O/O			
201808-04	1808 Modification	-	D1792906	GUIDE PLATE:CONNECTING:LOWER	D0BX2906	GUIDE PLATE:CONNECTING:LOWER:PEEN	U008	189	1	O/O			
201808-05	1808 Modification	-	D1797114	GUIDE PLATE:REVERSE:DUPLEX:DRIVE	D0BX7114	GUIDE PLATE:REVERSE:DUPLEX:DRIVE	U017	86	1	O/O			
201808-06	1808 Modification	-	D1791506	SUPPORTING PL	D0BX1506	SUPPORTING PL	U001_S004	107	1	O/O			

## Design Change List

Number	Title	Set	Old Part		New Part		Index No.		Q'ty	Interchg		Reason	Cut-in S/N
			P/N	Name	P/N	Name	Group	ID		Indiv.	Set		
		-		ATE:DOOR:FRO NT RIGHT:ASS'Y		ATE:DOOR:FRO NT RIGHT:ASS'Y							
201808-07	1808 Modification	-	D1947545	(EU):TANDEM LC T:LEFT:ASS'Y	D2707555	(EU):TANDEM LC T:LEFT:ASS'Y	U006_S006	395	1	O/O			
201808-08	1808 Modification	-			D1794055	SIDE PLATE:PRE SSURE:FRONT:P EEN	U015_S001	190	1				
							U015_S003	190	1				
							U015_S004	190	1				
201807-01	1807 Modification	-			D2703079	SERVICE PARTS :DENSITY SENS OR:DEVELOPME NT	U009_S002	147	1				
201807-02	1807 Modification	-	D1796989	SEAL:DUCT:HEA T PIPE:ENTRAN CE	D2706989	SEAL:DUCT:HEA T PIPE:ENTRAN CE	U021_S008	110	1	O/O			
201807-03	1807 Modification	-	07423808	BALL BEARING - 8X16X5	07433808	RADIAL BALL BE ARING:DIA8XDIA 16X5	U006	32	1	O/O			
			07423808	BALL BEARING - 8X16X5	07433808	RADIAL BALL BE ARING:DIA8XDIA 16X5	U006	32	1	O/O			
			07423808	BALL BEARING - 8X16X5	07433808	RADIAL BALL BE ARING:DIA8XDIA 16X5	U006	32	1	O/O			
			07423808	BALL BEARING - 8X16X5	07433808	RADIAL BALL BE ARING:DIA8XDIA 16X5	U006	32	1	O/O			
			07423808	BALL BEARING - 8X16X5	07433808	RADIAL BALL BE ARING:DIA8XDIA 16X5	U006	32	1	O/O			
			07423808	BALL BEARING - 8X16X5	07433808	RADIAL BALL BE ARING:DIA8XDIA 16X5	U006	32	1	O/O			

## Design Change List

Number	Title	Set	Old Part		New Part		Index No.		Q'ty	Interchg		Reason	Cut-in S/N
			P/N	Name	P/N	Name	Group	ID		Indiv.	Set		
		-		8X16X5		ARING:DIA8XDIA 16X5							
			07423808	BALL BEARING - 8X16X5	07433808	RADIAL BALL BE ARING:DIA8XDIA 16X5	U006_S002	32	1	O/O			
			07423808	BALL BEARING - 8X16X5	07433808	RADIAL BALL BE ARING:DIA8XDIA 16X5	U006_S002	32	1	O/O			
			07423808	BALL BEARING - 8X16X5	07433808	RADIAL BALL BE ARING:DIA8XDIA 16X5	U006_S003	32	1	O/O			
			07423808	BALL BEARING - 8X16X5	07433808	RADIAL BALL BE ARING:DIA8XDIA 16X5	U006_S003	32	1	O/O			
			07423808	BALL BEARING - 8X16X5	07433808	RADIAL BALL BE ARING:DIA8XDIA 16X5	U006_S004	32	1	O/O			
			07423808	BALL BEARING - 8X16X5	07433808	RADIAL BALL BE ARING:DIA8XDIA 16X5	U006_S004	32	1	O/O			
201807-04	1807 Modification	-	08050089	RETAINING RING - M4	08050104	RETAINING RING S-E:SILENCER:DI A4	U012_S001	11	1	O/O			
			08050089	RETAINING RING - M4	08050104	RETAINING RING S-E:SILENCER:DI A4	U012_S001	11	1	O/O			
201807-05	1807 Modification	-	08050092	RETAINING RING - 3M	08050103	RETAINING RING S-E:SILENCER:DI A3	U012_S001	72	1	O/O			
201807-06	1807 Modification	-	D1797116	GUIDE PLATE:R	D0BX7116	GUIDE PLATE:R	U017	84	1	O/O			

## Design Change List

Number	Title	Set	Old Part		New Part		Index No.		Q'ty	Interchg		Reason	Cut-in S/N
			P/N	Name	P/N	Name	Group	ID		Indiv.	Set		
		-		EVERSE:DUPLE X:DRIVEN		EVERSE:DUPLE X:DRIVEN:PEEN							
201807-07	1807 Modification	-	D1797118	GUIDE PLATE:R EVERSE:DUPLE X:LEFT	D0BX7118	GUIDE PLATE:R EVERSE:DUPLE X:LEFT	U017	85	1	O/O			
201807-08	1807 Modification	-	B6524743	SHEET:PRESSU RE PLATE:SMAL L	D0A46099	SHEET:PRESSU RE PLATE:SMAL L	U003_S001 _S005	274	1	O/O			
201807-09	1807 Modification	-	D1361731	LENSBLOCK SM D:ASS'Y	D1381731	LENSBLOCK SM D:SERVICE PAR TS:ASS'Y	U004	70	1	O/O			
201807-10	1807 Modification	-	D1794277	DECAL:H-TEMP WARNING:FUSIN G	D2704277	DECAL:H-TEMP WARNING:FUSIN G	U015_S001 _S003	189	1	O/O			
			D1794277	DECAL:H-TEMP WARNING:FUSIN G	D2704277	DECAL:H-TEMP WARNING:FUSIN G	U015_S003 _S003	189	1	O/O			
			D1794277	DECAL:H-TEMP WARNING:FUSIN G	D2704277	DECAL:H-TEMP WARNING:FUSIN G	U015_S004 _S003	189	1	O/O			
201807-11	1807 Modification	-	D1796333	SHAFT:LEVER:P RESSURE:TRAN SFER ROLLER	D2706333	SHAFT:LEVER:P RESSURE:TRAN SFER ROLLER	U012	74	1	O/O			
201807-12	1807 Modification	-	D1797560	JOINT:LINK:UN L OCK	D1797533	JOINT:LINK:UN L OCK:PEEN	U006	392	1	O/O			
			D1797560	JOINT:LINK:UN L OCK	D1797533	JOINT:LINK:UN L OCK:PEEN	U006	392	1	O/O			
201807-13	1807 Modification	-			D2701449	COVER:TONER SUPPLY:UPPER: ASS'Y	U001_S001	106	1	O/O		Old part number D2701450,Int O/O	

## Design Change List

Number	Title	Set	Old Part		New Part		Index No.		Q'ty	Interchg		Reason	Cut-in S/N
			P/N	Name	P/N	Name	Group	ID		Indiv.	Set		
201807-14	1807 Modification	-	D2701450	COVER:TONER SUPPLY:UPPER			U001_S001	31	1	O/O		New part number D2701449,Int O/O	
201807-15	1807 Modification	A	AA082137	BUSHING:6X10X 6	08053445	BEARING - M6X1 0X3	U011_S001	63	1	X/O			
							U012_S001	73	2				
201807-16	1807 Modification	A			07200040E	RETAINING RING - M4	U012_S001	9	1				
							U012_S001	9	1				
							U012_S001	9	1				
201807-17	1807 Modification	A			11050568	CLAMP:LWSS-05 04	U014	20	1				
201806-01	1806 Modification	-	D1793383	SEAL:CASE:TON ER BANK:REAR	D2703383	SEAL:CASE:TON ER BANK:REAR	U007	93	2	O/O			
201806-02	1806 Modification	-	D1801761	(NA):DECAL:CAU TION CHART:INK JET:PAPER	D2701761	(NA):DECAL:CAU TION CHART:INK JET:PAPER	U023	48	1	O/O			
201805-01	1805 Modification	-			03603020N	SCREW:M3X20	U008	186	1				
					03603020N	SCREW:M3X20	U008	186	1				
201805-02	1805 Modification	-	G1784669	BRACKET:MAGN ET CATCH:DUPL EX	D2704669	BRACKET:MAGN ET CATCH:DUPL EX	U017	82	2	O/O			
201805-03	1805 Modification	-	D1792856	GUIDE PLATE:C ONNECTING:LAR GE CAPACITY T RAY	D0BX2856	GUIDE PLATE:C ONNECTING:LAR GE CAPACITY T RAY:PEEN	U008	187	1	O/O			
201805-04	1805 Modification	-	AA143570	MISFEED REMO VAL SHAFT	D2706453	SHAFT:MISFEED REMOVAL	U006	390	2	O/O			
201805-05	1805 Modification	-	B2346541	FEED DRIVE SH AFT	D2706541	SHAFT:DRIVE:FE ED:ASS'Y	U006	391	1	O/O			

## Design Change List

Number	Title	Set	Old Part		New Part		Index No.		Q'ty	Interchg		Reason	Cut-in S/N
			P/N	Name	P/N	Name	Group	ID		Indiv.	Set		
		-	B2346541	FEED DRIVE SH AFT	D2706541	SHAFT:DRIVE:FEED:ASS'Y	U006	391	1	O/O			
		-	B2346541	FEED DRIVE SH AFT	D2706541	SHAFT:DRIVE:FEED:ASS'Y	U006	391	1	O/O			
201805-06	1805 Modification	-	D1792771	ARM:REGISTRATION:TIMING:ASS'Y	D2702771	ARM:REGISTRATION:TIMING:ASS'Y	U008_S001	188	1	O/O			
201805-07	1805 Modification	-	D1794800	SHAFT:GATE PAWL:REVERSE	D2704800	SHAFT:GATE PAWL:REVERSE	U016	144	1	O/O			
201805-08	1805 Modification	-	D1796910	SEAL:DUCT:LARGE	D2706909	SEAL:DUCT:LARGE	U021	112	2	O/O			
		-					U021_S001	112	1				
201805-09	1805 Modification	-	D1797061	SHAFT:GATE PAWL:DUPLEX:ENTRANCE	D2707061	SHAFT:GATE PAWL:DUPLEX:ENTRANCE	U017	83	1	O/O			
201805-10	1805 Modification	-	D1806812	SEAL:DUCT:FAN:MM97	D2706818	SEAL:DUCT:FAN:MM97	U021	111	1	O/O			
		-					U021_S003	111	1				
201805-11	1805 Modification	-			D1792412	HOLDER:SLIDE RAIL:PCU:RIGHT	U009	146	1				
201805-12	1805 Modification	-	D0744330	WEB:SUB-ASS'Y	AE045062	WEB:SUB-ASS'Y	U015_S002	60	1	O/O			
201804-01	1804 Modification	-			06230160E	SPRING PIN - 3X 16MM	U016	140	4				
201804-02	1804 Modification	-			07200080E	RETAINING RING - M8	U016	141	1				
201804-03	1804 Modification	-			D1794531	SHAFT:COOLING UNIT:ENTRANCE	U016	142	1				
201804-04	1804 Modification	-			D1794533	DRIVE ROLLER: COOLING UNIT:ENTRANCE	U016	143	4				
201804-05	1804 Modification	-	AW100138	THERMOPILE	AW100183	THERMOPILE	U015	188	3	O/O			

## Design Change List

Number	Title	Set	Old Part		New Part		Index No.		Q'ty	Interchg		Reason	Cut-in S/N
			P/N	Name	P/N	Name	Group	ID		Indiv.	Set		
201804-06	1804 Modification	-	D7316022	DECAL:CAUTION:ORIGINAL:MANY LANGUAGES	D2706022	DECAL:CAUTION:ORIGINAL:MANY LANGUAGES	U023	47	1	O/O			
201804-07	1804 Modification	-	D1795204	HARNESS:THERMISTOR:SENSOR:CONNECTING	D2705204	HARNESS:SENSOR:CONNECTING	B3(1/4),F9(1/4)		2	O/O			
201804-08	1804 Modification	-			D1797267	CABLE:USB:LCD C	B4(4/4)		1				
201804-09	1804 Modification	-			D1797268	CABLE:USB:IF	B4(4/4)		1				
201803-01	1803 Modification	-	AA000313	DECAL:CAUTION:INSERT:PAPER FEED SUB-UNIT	D2707548	DECAL:CAUTION:INSERT:PAPER FEED SUB-UNIT	U006_S006	389	1	O/O			
							U006_S008_S002	389	1				
							U006_S010_S002	389	1				
201803-02	1803 Modification	-	D1792647	SHAFT:SHIFT	D2702647	SHAFT:SHIFT	U008	185	1	O/O			
201803-03	1803 Modification	-	D1796416	SEAL:HOLDER:CLEANING BLADE:BEHIND	D2706416	SEAL:HOLDER:CLEANING BLADE:BEHIND	U011_S001	62	2	O/O			
201803-04	1803 Modification	-	D1796989	SEAL:DUCT:HEAT PIPE:ENTRANCE	D2706989	SEAL:DUCT:HEAT PIPE:ENTRANCE	U021	110	1	O/O			
			D1796989	SEAL:DUCT:HEAT PIPE:ENTRANCE	D2706989	SEAL:DUCT:HEAT PIPE:ENTRANCE	U021	110	1				
201803-05	1803 Modification	-	D1797362	(NA):DECAL:FUNCTION:MULTI-LANGUAGE:NA	D2707362	(NA):DECAL:FUNCTION:MULTI-LANGUAGE	U023	45	1	O/O			
201803-06	1803 Modification	-	D1797671	(NA):DECAL:CAUTION CHART:CO	D2707671	(NA):DECAL:CAUTION CHART:CO	U023	46	1	O/O			



## Design Change List

Number	Title	Set	Old Part		New Part		Index No.		Q'ty	Interchg		Reason	Cut-in S/N
			P/N	Name	P/N	Name	Group	ID		Indiv.	Set		
		-		PY:ORIGINAL:NA		PY:ORIGINAL							
201803-07	1803 Modification	-	D1806822	SEAL:DUCT:HEA T SHIELD:FUSIN G:A	D2706822	SEAL:DUCT:HEA T SHIELD:FUSIN G:A	U021	109	1	O/O			
201802-01	1802 Modification	-	D2702428	SERVICE PARTS :DEVELOPMENT UNIT:ASS'Y	D2702427	SERVICE PARTS :DEVELOPMENT UNIT:ASS'Y	U009	145	1	O/O			
201802-02	1802 Modification	-	D2706590	COLLECTION BO TTLE:ASS'Y	D2706570	COLLECTION BO TTLE:SERVICE P ARTS:ASS'Y	U013_S004	60	1	O/O			
201802-03	1802 Modification	-	D0A54836	GATE PAWL:EXI T:REVERSE	M0B14675	GATE PAWL:EXI T:REVERSE	U016	139	1	O/O			
201802-04	1802 Modification	-	D7315330	HARNESS:CONT ACT IMAGE SEN SOR:IMAGE DAT A:ASS'Y			C9(4/4)		0				
201801-01	1801 Modification	-			B0391367	RIVET - M6	U021	107	1				
201712-01	1712 Modification	-	D1796880	DUCT:FLAT CON VEYER BELT:EX HAUST:CONNEC TING:ASS'Y	D1806811	DUCT:FLAT CON VEYER BELT:EX HAUST:CONNEC TING:ASS'Y	U021_S003	106	1	O/O			
201712-02	1712 Modification	-	D0744224	JOINT:KNOB:FU SING	D0A53995	JOINT:KNOB:FU SING	U015_S001	187	1	O/O			
							U015_S003	187	1				
							U015_S004	187	1				
201711-01	1711 Modification	-			D1792627	SIDE PLATE:SHI FT:REGISTRATI ON:REAR:PEEN	U008	184	1				
201711-02	1711 Modification	-	D2706491	GUIDE PLATE:C OLLECTION BOT TLE:LOWER	D2706492	GUIDE PLATE:C OLLECTION BOT TLE:LOWER	U013	59	1	X/O			

## Design Change List

Number	Title	Set	Old Part		New Part		Index No.		Q'ty	Interchg		Reason	Cut-in S/N
			P/N	Name	P/N	Name	Group	ID		Indiv.	Set		
201711-03	1711 Modification	-	D1793097	COVER:GEAR:D EVELOPMENT	D2703097	COVER:GEAR:D EVELOPMENT	U009_S002	144	1	X/O			
201710-01	1710 Modification	-	D1794783	GRIP:GUIDE PLA TE:EXIT:REVERS E			U016_S002	91	1	O/O		New part number B2346424,Int O/O	
201709-01	1709 Modification	-	D1791539	INNER COVER:P ULL OUT:LEFT:A SS'Y	D1791549	INNER COVER:P ULL OUT:LEFT:A SS'Y	U001_S007	105	1	O/O			
201709-02	1709 Modification	-	D1792429	DEVELOPMENT UNIT:SERVICE P ARTS:ASS'Y	D2702428	SERVICE PARTS :DEVELOPMENT UNIT:ASS'Y	U009	143	1	O/O			
201709-03	1709 Modification	-	D7314310	GUIDE:PAPER F EED:UPPER:SUB -ASS'Y	D7314311	GUIDE:PAPER F EED:UPPER:SUB -ASS'Y	U003_S001	273	1	O/O			
201708-01	1708 Modification	-	D2706348	BRACKET:SHAF T:CONTACT POI NT:TRANSFER R OLLER	D2706350	BRACKET:SHAF T:CONTACT POI NT:TRANSFER R OLLER	U012	71	1	X/O			
201708-02	1708 Modification	-			D2701191	DECAL:PICK-UP PAPER JAM:OPE RATION PANEL: ENGLISH	U001	103	1				
201708-03	1708 Modification	-			D2701193	DECAL:PULL OU T:LEFT AND RIG HT:ENGLISH	U001	104	1				
201708-04	1708 Modification	-			D2701195	(EU/CHN):DECAL :PICK-UP PAPER JAM:OPERATIO N PANEL:MANY LANGUAGES	U023	43	1				

## Design Change List

Number	Title	Set	Old Part		New Part		Index No.		Q'ty	Interchg		Reason	Cut-in S/N
			P/N	Name	P/N	Name	Group	ID		Indiv.	Set		
		-			D2701195	(EU/CHN):DECAL :PICK-UP PAPER JAM:OPERATIO N PANEL:MANY LANGUAGES	U023	43	1				
201708-05	1708 Modification	-			D2701196	(EU/CHN):DECAL :PULL OUT:LEFT AND RIGHT:MAN Y LANGUAGES	U023	44	1				
					D2701196	(EU/CHN):DECAL :PULL OUT:LEFT AND RIGHT:MAN Y LANGUAGES	U023	44	1				
201707-01	1707 Modification	-	D1792916	DECAL:PULL OU T:RIGHT:B6	D1797649	DECAL:MULTI-LA NGUAGE:MAIN:5	U008_S002	183	1	O/O			
201707-02	1707 Modification	-	D1793608	CLEANING UNIT: APPLY:ASS'Y	D1793607	CLEANING UNIT: APPLY:ASS'Y	U009_S004 _S001	142	1	O/O			
201707-03	1707 Modification	-	AW140016	TEMPERATURE & HUMIDITY SEN SOR	AW140017	TEMPERATURE & HUMIDITY SEN SOR	U009	141	1	X/O			
201707-04	1707 Modification	-	D7314313	GUIDE:PAPER F EED:UPPER:DO UBLE FEED SEN SOR	D7314315	GUIDE:PAPER F EED:UPPER:DO UBLE FEED SEN SOR	U003_S001	272	1	O/O			
201706-01	1706 Modification	-	D1796833	BRACKET:FAN:D EVELOPMENT:E XHAUST	D2706833	BRACKET:FAN:D EVELOPMENT:E XHAUST	U021	105	1	X/O			
201706-02	1706 Modification	-			AA082115	PLAIN SHAFT BE ARING:5X10X5	U015_S001	186	1				
							U015_S003	186	1				
							U015_S004	186	1				

## Design Change List

Number	Title	Set	Old Part		New Part		Index No.		Q'ty	Interchg		Reason	Cut-in S/N
			P/N	Name	P/N	Name	Group	ID		Indiv.	Set		
201705-01	1705 Modification	-	D1791518	COVER:EXHAUST:PAPER EXIT SUB-UNIT	D2701518	COVER:EXHAUST:PAPER EXIT SUB-UNIT	U023	19	1	O/O			
201705-02	1705 Modification	-	D1796896	DUCT:OPTICAL WRITING UNIT:VACUUM:FRONT	D2706896	DUCT:OPTICAL WRITING UNIT:VACUUM:FRONT	U021	64	1	X/O			
201705-03	1705 Modification	-	D1794768	GATE PAWL:SWITCHBACK	D2704768	GATE PAWL:SWITCHBACK	U016_S002	88	1	X/O			
201705-04	1705 Modification	-			D1792624	SIDE PLATE:SHIFT:REGISTRATION:FRONT:PEEN	U008	182	1				
201705-05	1705 Modification	-	D7820071	HEATER:SCANNER:230V:ASS'Y			U004	62	1				
201704-01	1704 Modification	-	D1792986	BRACKET:GUIDE PLATE:CONNECTION:LARGE CAPACITY TRAY	D2702986	BRACKET:GUIDE PLATE:CONNECTION:LARGE CAPACITY TRAY	U008	154	1	O/O			
201704-02	1704 Modification	-			D7312731	BASE:ORIGINAL TABLE	U003_S001	271	1				
201704-03	1704 Modification	-	04514008N	TAPPING SCREW:4X8			U022	5	1				
			04514008N	TAPPING SCREW:4X8			U022	5	1				
201704-04	1704 Modification	A			04534008N	BINDING SELF TAPPING SCREW:4X8	U022	68	1				
201704-05	1704 Modification	A			G0342986	FLANGED HEXAGONAL HEAD BOLT - M4X8	U022	69	1				
201704-06	1704 Modification	-	M0771870	HARNESS:TUBE			A3(4/4)		0				

## Design Change List

Number	Title	Set	Old Part		New Part		Index No.		Q'ty	Interchg		Reason	Cut-in S/N
			P/N	Name	P/N	Name	Group	ID		Indiv.	Set		
		-		TYPE LAMP:JOINT									
201703-01	1703 Modification	-	D1794156	HOLDER:THERMISTOR:HEAT ROLLER	D2704156	HOLDER:THERMISTOR:HEAT ROLLER	U015_S001	137	1	O/O			
							U015_S003	137	1				
							U015_S004	137	1				
201703-02	1703 Modification	-	D1791450	COVER:TONER SUPPLY:UPPER			U001_S001		1	O/O			
201703-03	1703 Modification	-	D1794746	BRACKET:CAM:ON-OFF	D2704746	BRACKET:CAM:ON-OFF	U016	78	1	O/O			
201703-04	1703 Modification	-	B1326759	DC MOTOR:RISE:TANDEM LCT:ASS'Y	D1796690	DC MOTOR:RISE:TANDEM LCT:ASS'Y	U006	163	1	X/O			
201703-05	1703 Modification	-			D1796169	DRUM STAY:INTERMEDIATE TRANSFER:SUB-ASS'Y	U010_S002	128	1				
201703-06	1703 Modification	-			D1792467	LEVER:POSITIONING:CLEANING	U009_S002	140	1				
201702-01	1702 Modification	-	D1791259	DRUM SHAFT:DRIVE:ASS'Y	D1791220	DRUM SHAFT:DRIVE:ASS'Y	U018	31	1	O/O			
201702-02	1702 Modification	-			D1791560	INNER COVER:VERTICAL TRANSPORT	U006	388	1	O/O		Old part number: D1791559 Int:o/o	
201702-03	1702 Modification	-	D1791559	INNER COVER:VERTICAL TRANSPORT:ASS'Y			U006	301	1	O/O		New part number: D1791560 Int:o/o	
201702-04	1702 Modification	-			D1791562	INNER COVER:REVERSE SUB-UNIT:UPPER	U001	102	1	O/O		Old part number: D1791561 Int:o/o	
201702-05	1702 Modification	-	D1791561	INNER COVER:R			U001	67	1	O/O		New part number:	

## Design Change List

Number	Title	Set	Old Part		New Part		Index No.		Q'ty	Interchg		Reason	Cut-in S/N
			P/N	Name	P/N	Name	Group	ID		Indiv.	Set		
		-		EVERSE SUB-UNIT:UPPER:ASS'Y								D1791562 Int:o/o	
201702-06	1702 Modification	-	D1796491	GUIDE PLATE:COLLECTION BOT TLE:LOWER	D2706491	GUIDE PLATE:COLLECTION BOT TLE:LOWER	U013	45	1	O/O			
201702-07	1702 Modification	-	54472768	STEPPED SCREW - M3	D2584302	STEPPED SCREW:LEVER:HEAT ROLLER	U015_S001	26	1	O/O			
			54472768	STEPPED SCREW - M3	D2584302	STEPPED SCREW:LEVER:HEAT ROLLER	U015_S001	26	1	O/O			
			54472768	STEPPED SCREW - M3	D2584302	STEPPED SCREW:LEVER:HEAT ROLLER	U015_S003	26	1	O/O			
			54472768	STEPPED SCREW - M3	D2584302	STEPPED SCREW:LEVER:HEAT ROLLER	U015_S003	26	1	O/O			
			54472768	STEPPED SCREW - M3	D2584302	STEPPED SCREW:LEVER:HEAT ROLLER	U015_S004	26	1	O/O			
			54472768	STEPPED SCREW - M3	D2584302	STEPPED SCREW:LEVER:HEAT ROLLER	U015_S004	26	1	O/O			
201702-08	1702 Modification	-	D1792656	GUIDE PLATE:REGISTRATION:CI S	D2702656	GUIDE PLATE:REGISTRATION:CI S	U008	93	1	O/O			
201702-09	1702 Modification	-	D1796348	BRACKET:SHAF T:CONTACT POINT:TRANSFER R OLLER	D2706348	BRACKET:SHAF T:CONTACT POINT:TRANSFER R OLLER	U012	56	1	O/O			

## Design Change List

Number	Title	Set	Old Part		New Part		Index No.		Q'ty	Interchg		Reason	Cut-in S/N
			P/N	Name	P/N	Name	Group	ID		Indiv.	Set		
201702-10	1702 Modification	A	D0746294	TRANSPORT SCREW:TRANSFER ROLLER:ASS'Y	D2706304	TRANSPORT SCREW:TRANSFER ROLLER:ASS'Y	U012_S001	38	1	X/O			
201702-11	1702 Modification	A			08050092	RETAINING RING - 3M	U012_S001	68	1				
201702-12	1702 Modification	A			D2706230	SIDE PLATE:TRANSFER/SEPARATION UNIT:FRONT:ASS'Y	U012_S001	69	1				
201702-13	1702 Modification	A			D2706360	GROUND PLATE:TRANSPORT SCREW:ASS'Y	U012_S001	70	1				
201702-14	1702 Modification	-			D0744330	WEB:SUB-ASS'Y	U015_S002	185	1				
201701-01	1701 Modification	-	D1792214	DUCT:CHARGE UNIT:ASS'Y	D1792218	DUCT:CHARGE UNIT:ASS'Y	U009	39	1	O/O			
201612-01	1612 Modification	-	B0654933	GUIDE PLATE LEVER HOOK	D2704933	GUIDE PLATE LEVER HOOK	U017	36	1	X/O			
			B0654933	GUIDE PLATE LEVER HOOK	D2704933	GUIDE PLATE LEVER HOOK	U017	36	1	X/O			
201612-02	1612 Modification	-	D1796210	TRANSFER UNIT:ASS'Y	D2706210	TRANSFER UNIT:ASS'Y	U012	43	1	X/O			
201612-03	1612 Modification	A	D1796000	TRANSFER UNIT:INTERMEDIATE TRANSFER:ASS'Y	D1796100	TRANSFER UNIT:INTERMEDIATE TRANSFER:ASS'Y	U010	122	1	X/O	X/O		
201612-04	1612 Modification	A			D2706166	DRUM STAY:INTERMEDIATE TRANSFER:ASS'Y	U010_S002	127	1		X/O		
201612-05	1612 Modification	B	B1321224	SUPPORTING PLATE:BRACKET:L	D1941234	SUPPORTING PLATE:BRACKET:L	U022	30	2	X/O	O/O		

## Design Change List

Number	Title	Set	Old Part		New Part		Index No.		Q'ty	Interchg		Reason	Cut-in S/N
			P/N	Name	P/N	Name	Group	ID		Indiv.	Set		
				OCC		OCC							
201612-06	1612 Modification	B	G1784759	BRACKET:LOCK:EXIT	D1944759	BRACKET:LOCK:EXIT	U022	60	2	X/O	O/O		
201611-01	1611 Modification	-	D1794750	GUIDE PLATE:REVERSE EXIT:LEFT LOWER:ASS'Y	D1794823	GUIDE PLATE:REVERSE EXIT:LEFT LOWER:ASS'Y	U016_S002	133	1	X/O			
201611-02	1611 Modification	-	D1793626	TENSION SPRING:COATING BAR:7N	D1793627	TENSION SPRING:COATING BAR:5N	U009_S004_S001	88	2	X/O			
201611-03	1611 Modification	A	D1792810	GUIDE PLATE:SHIFT:RIGHT UPPER	D2702810	GUIDE PLATE:SHIFT:RIGHT UPPER	U008	125	1	X/O	X/O		
201611-04	1611 Modification	A			D2702802	STAY:SHIFT:TRAILING EDGE	U008	181	1		X/O		
201611-05	1611 Modification	-	D0744009	HOLDER:M5	D2704009	HOLDER:M5	U015_S001	88	1	O/O			
			D0744009	HOLDER:M5	D2704009	HOLDER:M5	U015_S003	88	1	O/O			
			D0744009	HOLDER:M5	D2704009	HOLDER:M5	U015_S004	88	1	O/O			
			D0744009	HOLDER:M5	D2704009	HOLDER:M5	U015_S001	88	1	O/O			
			D0744009	HOLDER:M5	D2704009	HOLDER:M5	U015_S001	88	1	O/O			
			D0744009	HOLDER:M5	D2704009	HOLDER:M5	U015_S001	88	1	O/O			
			D0744009	HOLDER:M5	D2704009	HOLDER:M5	U015_S003	88	1	O/O			
			D0744009	HOLDER:M5	D2704009	HOLDER:M5	U015_S004	88	1	O/O			
			D0744009	HOLDER:M5	D2704009	HOLDER:M5	U015_S003	88	1	O/O			
			D0744009	HOLDER:M5	D2704009	HOLDER:M5	U015_S003	88	1	O/O			
			D0744009	HOLDER:M5	D2704009	HOLDER:M5	U015_S004	88	1	O/O			
			D0744009	HOLDER:M5	D2704009	HOLDER:M5	U015_S004	88	1	O/O			
201611-06	1611 Modification	-			11050487	HARNESS CLAMP	U022	11	1				
					11050487	HARNESS CLAMP	U017_S001	81	1				



## Design Change List

Number	Title	Set	Old Part		New Part		Index No.		Q'ty	Interchg		Reason	Cut-in S/N
			P/N	Name	P/N	Name	Group	ID		Indiv.	Set		
		-				P							
201611-07	1611 Modification	-	AA120145	DISCHARGE BRUSH:REVERSE:17MM	AA120150	DISCHARGE BRUSH:REVERSE:17MM	U008	42	1	O/O			
							U016_S002	38	1				
201611-08	1611 Modification	-	D1791481	DOOR:FRONT LEFT:UPPER	D2701481	DOOR:FRONT LEFT:UPPER	U001	42	1	X/O			
201611-09	1611 Modification	-	D1806805	SEAL:DUCT:LARGE	D2706806	SEAL:DUCT:LARGE	U021_S002	104	1	O/O			
201611-10	1611 Modification	-	D1797531	COVER:PAPER TRAY:NO.1	D2707531	COVER:PAPER TRAY:NO.1	U006	387	1	X/O			
201611-11	1611 Modification	-	AA043669	TIMING BELT:40S2M158	AA043710	SYNCHRONOUS BELT:40S2M158	U003_S001	35	1	O/O			
201611-12	1611 Modification	-	D1796852	DUCT:CHARGE CORONA:EXHAUST:MIDDLE:ASS'Y	D1806804	DUCT:CHARGE CORONA:EXHAUST:MIDDLE:ASS'Y	U021_S002	44	1	O/O			
201611-13	1611 Modification	-	D1795056	HDD:ASS'Y	D1795059	HDD:ASS'Y	U020_S002	27	1	O/O			
201611-14	1611 Modification	-	D0744101	SHAFT:CAM:PRESSURE	D1794191	SHAFT:CAM:PRESSURE	U015_S001	96	1	O/O			
							U015_S003	96	1				
							U015_S004	96	1				
201611-15	1611 Modification	-			D0747120	BRACKET:DUCT:COOLING:POSITIONING SENSOR	U010_S002	126	1				
201611-16	1611 Modification	-			D1791573	OZONE FILTER:EXHAUST:PAPER EXIT SUB-UNIT	U023	42	1				
201610-01	1610 Modification	A	D1792636	GUIDE PLATE:SHIFT:REGISTRATION:LOWER	D2702636	GUIDE PLATE:SHIFT:REGISTRATION:LOWER	U008	84	1	X/O	X/O		
201610-02	1610 Modification	A	D1792641	DUCT:SHIFT:CIS	D2702641	DUCT:SHIFT:CIS	U008	86	1	X/O	X/O		

## Design Change List

Number	Title	Set	Old Part		New Part		Index No.		Q'ty	Interchg		Reason	Cut-in S/N
			P/N	Name	P/N	Name	Group	ID		Indiv.	Set		
201610-03	1610 Modification	-	D1791508	COVER:MAIN:LEFT	D2701508	COVER:MAIN:LEFT	U001	56	1	O/O			
201610-04	1610 Modification	-	D6835860	CONTACT IMAGE SENSOR:ASS'Y	D6835863	CONTACT IMAGE SENSOR:ASS'Y	U003_S001	226	1	O/O			
201610-05	1610 Modification	-	D7312911	GUIDE PLATE:PULL OUT:LOWER	D7312913	GUIDE PLATE:PULL OUT:LOWER	U003_S001	233	1	O/O			
201610-06	1610 Modification	-	D0744068	SHAFT:RADIAL BALL BEARING:LEVER:PRESSURE	D2704068	SHAFT:RADIAL BALL BEARING:LEVER:PRESSURE	U015_S001	93	2	O/O			
							U015_S003	93	2				
							U015_S004	93	2				
201609-01	1609 Modification	-	D1792923	(NA):DECAL:MISFEED REMOVAL:KNOB:MULTI-LANGUAGE	D1792925	(NA):DECAL:MISFEED REMOVAL:KNOB:MULTI-LANGUAGE	U023	33	1	X/O			
201609-02	1609 Modification	-	D1792924	(EU):DECAL:MISFEED REMOVAL:KNOB:MULTI-LANGUAGE:EU	D1792926	(EU):DECAL:MISFEED REMOVAL:KNOB:MULTI-LANGUAGE	U023	34	1	X/O			
201609-03	1609 Modification	-	D1791537	INNER COVER:PULL OUT:RIGHT:ASS'Y	D1791547	INNER COVER:PULL OUT:RIGHT:ASS'Y	U001_S006	62	1	O/O			
201609-04	1609 Modification	-	D1796590	COLLECTION BOTTLE:ASS'Y	D2706590	COLLECTION BOTTLE:ASS'Y	U013	54	1	O/O			
201609-05	1609 Modification	-	D1791516	COVER:MAIN:REAR	D2701516	COVER:MAIN:REAR	U001_S005	58	1	O/O			
201609-06	1609 Modification	-			D1794148	SUPPORTING PLATE:SIDE PLATE:FUSING:FRONT	U015_S001	184	1				
							U015_S003	184	1				
							U015_S004	184	1				
201609-07	1609 Modification	-	B1324313	PRESSURE SPRING HOLDER	D2704383	HOLDER:COIL SPRING:PRESSU	U015_S001	78	2	O/O			
							U015_S003	78	2				

## Design Change List

Number	Title	Set	Old Part		New Part		Index No.		Q'ty	Interchg		Reason	Cut-in S/N
			P/N	Name	P/N	Name	Group	ID		Indiv.	Set		
		-				RE	U015_S004	78	2				
201609-08	1609 Modification	-			D1794147	SUPPORTING PLATE:SIDE PLATE:FUSING:REAR	U015_S001	183	1				
							U015_S003	183	1				
							U015_S004	183	1				
201608-01	1608 Modification	-	D1792674	REGISTRATION GUIDE:OPEN AND CLOSE:ADHESION	D1792684	REGISTRATION GUIDE:OPEN AND CLOSE	U008_S003	180	1	O/O			
201608-02	1608 Modification	-	AZ250059	POWER SUPPLY UNIT:789.6W	AZ250064	POWER SUPPLY UNIT	U020	14	1	O/O			
201608-03	1608 Modification	-	D1793503	CLEANING UNIT:BARON:ASS'Y	D1793504	CLEANING UNIT:ASS'Y	U009_S004	139	1	O/O			
201608-04	1608 Modification	-	D1791504	BRACKET:SUPPORTING PLATE:DOOR:FRONT RIGHT	D2701509	BRACKET:SUPPORTING PLATE:DOOR:FRONT RIGHT	U001_S004	54	1	O/O			
201607-01	1607 Modification	-	D1795730	PCB:DCSW:ASS'Y	D2445730	PCB:DCSW	U019	37	1	O/O			
201607-02	1607 Modification	-			D0742020	SHIELD GLASS:ASS'Y	U005_S001	5	1				
201607-03	1607 Modification	-			D1792217	SHEET:DUCT:VACUUM:SHUTTER	U009	138	1				
201607-04	1607 Modification	-	04544006Q	TAPPING SCREW:4X6	D0592469	SCREW:ROUND POINT:M4X6	U009	137	1	X/O			
			04544006Q	TAPPING SCREW:4X6	D0592469	SCREW:ROUND POINT:M4X6	U009	137	1	X/O			
			04544006Q	TAPPING SCREW:4X6	D0592469	SCREW:ROUND POINT:M4X6	U009	137	1	X/O			
			04544006Q	TAPPING SCREW:4X6	D0592469	SCREW:ROUND POINT:M4X6	U009	137	1	X/O			

## Design Change List

Number	Title	Set	Old Part		New Part		Index No.		Q'ty	Interchg		Reason	Cut-in S/N
			P/N	Name	P/N	Name	Group	ID		Indiv.	Set		
		-	04544006Q	TAPPING SCREW:4X6	D0592469	SCREW:ROUND POINT:M4X6	U009	137	1	X/O			
		-	04544006Q	TAPPING SCREW:4X6	D0592469	SCREW:ROUND POINT:M4X6	U009	137	1	X/O			
201607-05	1607 Modification	-	M0263159	DENSITY SENSOR:DEVELOPMENT:ASS'Y			A5(1/4)		0				
201606-01	1606 Modification	-	D1791545	INNER COVER:LEFT UPPER:ASS'Y	D1791565	INNER COVER:LEFT UPPER:ASS'Y	U001_S009	65	1	X/O			
201606-02	1606 Modification	-	D1792917	DECAL:PULL OUT:RIGHT:B7	D1797648	DECAL:MULTI-LANGUAGE:MAIN:12	U008_S003	140	1	O/O			
201606-03	1606 Modification	-	D1797270	PCB:IOKEY:ASS'Y	D1957238	PCB:IOKEY:ASS'Y	U002_S001	47	1	O/O			
		-	D1797270	PCB:IOKEY:ASS'Y	D1957238	PCB:IOKEY:ASS'Y	U002_S002	47	1	O/O			
		-	D1797270	PCB:IOKEY:ASS'Y	D1957238	PCB:IOKEY:ASS'Y	U002_S003	47	1	O/O			
201606-04	1606 Modification	-	D1797323	(EU):COVER:FRONT RIGHT:EU			U002_S001_S001	53	1				
201605-01	1605 Modification	-			D1796280	(Sets part number:D0746283 x2):GUIDE PLATE:ENTRANCE:LOWER:ASS'Y	U012_S001	67	1				
201605-02	1605 Modification	-	AZ240255	POWER SUPPLY UNIT:CH-C1:FW:200V	AZ240307	POWER SUPPLY UNIT:FW:200V	U020	50	1	O/O			
201605-03	1605 Modification	-	AW020198	PHOTOINTERRUPTOR	AW020224	PHOTOINTERRUPTOR	U003_S001	57	1	O/O			

## Design Change List

Number	Title	Set	Old Part		New Part		Index No.		Q'ty	Interchg		Reason	Cut-in S/N
			P/N	Name	P/N	Name	Group	ID		Indiv.	Set		
		-		PTOR:LG2A14NL 1		PTOR:GP1A173L CSVF							
201605-04	1605 Modification	-	AW020203	PHOTOINTERRU PTOR:GP1A173L CS2F	AW020224	PHOTOINTERRU PTOR:GP1A173L CSVF	U003_S001	57	1	O/O			
			AW020203	PHOTOINTERRU PTOR:GP1A173L CS2F	AW020224	PHOTOINTERRU PTOR:GP1A173L CSVF	U003_S001	57	1	O/O			
			AW020203	PHOTOINTERRU PTOR:GP1A173L CS2F	AW020224	PHOTOINTERRU PTOR:GP1A173L CSVF	U003_S001	57	1	O/O			
			AW020203	PHOTOINTERRU PTOR:GP1A173L CS2F	AW020224	PHOTOINTERRU PTOR:GP1A173L CSVF	U003_S001	57	1	O/O			
			AW020203	PHOTOINTERRU PTOR:GP1A173L CS2F	AW020224	PHOTOINTERRU PTOR:GP1A173L CSVF	U003_S001	57	1	O/O			
			AW020203	PHOTOINTERRU PTOR:GP1A173L CS2F	AW020224	PHOTOINTERRU PTOR:GP1A173L CSVF	U003_S001	57	1	O/O			
			AW020203	PHOTOINTERRU PTOR:GP1A173L CS2F	AW020224	PHOTOINTERRU PTOR:GP1A173L CSVF	U003_S001	57	1	O/O			
			AW020203	PHOTOINTERRU PTOR:GP1A173L CS2F	AW020224	PHOTOINTERRU PTOR:GP1A173L CSVF	U003_S001	57	1	O/O			
			AW020203	PHOTOINTERRU PTOR:GP1A173L CS2F	AW020224	PHOTOINTERRU PTOR:GP1A173L CSVF	U003_S001	57	1	O/O			
201605-05	1605 Modification	-			D1792771	ARM:REGISTRAT	U008	179	1				

## Design Change List

Number	Title	Set	Old Part		New Part		Index No.		Q'ty	Interchg		Reason	Cut-in S/N
			P/N	Name	P/N	Name	Group	ID		Indiv.	Set		
		-				ION:TIMING:ASS'Y							
201604-01	1604 Modification	A	D7314411	TRAY:EXIT	D7314418	TRAY:EXIT	U003_S001	247	1	X/O	X/O		
201604-02	1604 Modification	A			D6834414	SPACER:EXIT ROLLER	U003_S001	270	1		X/O		
					D6834414	SPACER:EXIT ROLLER	U003_S001	270	1				
					D6834414	SPACER:EXIT ROLLER	U003_S001	270	1				
					D6834414	SPACER:EXIT ROLLER	U003_S001	270	1				
201603-01	1603 Modification	A	D1794775	GUIDE PLATE:REVERSE EXIT:LEFT LOWER	D1794824	GUIDE PLATE:REVERSE EXIT:LEFT LOWER:PEEN	U016_S002	89	1	X/X	X/O		
201603-02	1603 Modification	A	D1794780	GUIDE PLATE:REVERSE EXIT:LEFT LOWER:MIDDLE	D1794827	GUIDE PLATE:REVERSE EXIT:LEFT LOWER:MIDDLE	U016_S002	90	1	X/X	X/O		
201603-03	1603 Modification	-	D1792717	SHAFT:TIMING ROLLER:REGISTRATION:DRIVEN	D1792727	SHAFT:TIMING ROLLER:REGISTRATION:DRIVEN	U008	110	1	X/O			
201603-04	1603 Modification	-	D1791125	SLIDE RAIL:PULL OUT	D1791133	SLIDE RAIL:PULL OUT:PROTECT:LOCK:ASS'Y	U022_S001	67	1	X/O			
			D1791125	SLIDE RAIL:PULL OUT	D1791133	SLIDE RAIL:PULL OUT:PROTECT:LOCK:ASS'Y	U022_S002	67	1	X/O			
201603-05	1603 Modification	-	D0744552	DECAL:PULL OUT:LEFT:Z3			U017	41	1				
201603-06	1603 Modification	-	D0744554	DECAL:PULL OU			U016_S001	61	1				

## Design Change List

Number	Title	Set	Old Part		New Part		Index No.		Q'ty	Interchg		Reason	Cut-in S/N
			P/N	Name	P/N	Name	Group	ID		Indiv.	Set		
		-		T:LEFT:D3									
201603-07	1603 Modification	-	AG070515	MAGNET CATCH :13N	AG070022	MAGNET CATCH :25.5N	U007	48	1	O/O			
201603-08	1603 Modification	-	AZ240259	POWER SUPPLY UNIT:ECO:200V:456.4W	AZ240301	POWER SUPPLY UNIT:ECO:200V	U020	48	1	O/O			
201603-09	1603 Modification	-	D1796979	SEAL:DUCT:FAN:MM97	D1806812	SEAL:DUCT:FAN:MM97	U021	93	1	O/O			
							U021_S003	93	1				
201603-10	1603 Modification	-			D1365978	BRACKET:HDD	U020_S002	49	1				
201603-11	1603 Modification	-			D1791584	DECAL:H-TEMP WARNING:EXIT:F USING	U001	101	1				
201603-12	1603 Modification	-			D1797649	DECAL:MULTI-LANGUAGE:MAIN:5	U023	41	1	O/O		Old part number[D0744552][D0744554] int [O/O]	
201602-01	1602 Modification	-	D1799640	Developer Black	D1809640	DEVELOPER BLACK	U009	97	1	X/O			
201601-01	1601 Modification	-	D1794102	BRACKET:STRIP PER PAWLS:PRESSURE	D1794107	BRACKET:STRIP PER PAWLS:PRESSURE:PEEN	U015_S001	135	1	X/O			
			D1794102	BRACKET:STRIP PER PAWLS:PRESSURE	D1794107	BRACKET:STRIP PER PAWLS:PRESSURE:PEEN	U015_S003	135	1	X/O			
			D1794102	BRACKET:STRIP PER PAWLS:PRESSURE	D1794107	BRACKET:STRIP PER PAWLS:PRESSURE:PEEN	U015_S004	135	1	X/O			
201601-02	1601 Modification	-			D1791154	(NA):DECAL:OPERATION INSTRUCTIONS:UN LOC	U023	36	1				

## Design Change List

Number	Title	Set	Old Part		New Part		Index No.		Q'ty	Interchg		Reason	Cut-in S/N
			P/N	Name	P/N	Name	Group	ID		Indiv.	Set		
		-				K:RAIL:ENGLISH							
					D1791154	(NA):DECAL:OPERATION INSTRUCTIONS:UN LOCK:RAIL:ENGLISH	U023	36	1				
201601-03	1601 Modification	-			D1791155	(CHN/EU):DECAL:OPERATION INSTRUCTIONS:UN LOCK:RAIL:MULTI-LANGUAGE	U023	37	1				
					D1791155	(CHN/EU):DECAL:OPERATION INSTRUCTIONS:UN LOCK:RAIL:MULTI-LANGUAGE	U023	37	1				
201601-04	1601 Modification	-			D1791156	DECAL:POSITIONING DISPLAY:UN LOCK:RAIL	U022_S001	66	1				
					D1791156	DECAL:POSITIONING DISPLAY:UN LOCK:RAIL	U022_S001	66	1				
					D1791156	DECAL:POSITIONING DISPLAY:UN LOCK:RAIL	U022_S002	66	1				
					D1791156	DECAL:POSITIONING DISPLAY:UN LOCK:RAIL	U022_S002	66	1				
201601-05	1601 Modification	-			D1791152	(CHN/EU):DECAL:OPERATION INSTRUCTIONS:UN	U023	35	1				



## Design Change List

Number	Title	Set	Old Part		New Part		Index No.		Q'ty	Interchg		Reason	Cut-in S/N
			P/N	Name	P/N	Name	Group	ID		Indiv.	Set		
		-				LOCK:RAIL:BLANK							
					D1791152	(CHN/EU):DECAL:OPERATION INSTRUCTIONS:UNLOCK:RAIL:BLANK	U023	35	1				
					D1791152	(CHN/EU):DECAL:OPERATION INSTRUCTIONS:UNLOCK:RAIL:BLANK	U023	35	1				
					D1791152	(CHN/EU):DECAL:OPERATION INSTRUCTIONS:UNLOCK:RAIL:BLANK	U023	35	1				
201601-06	1601 Modification	-			D1791586	(CHN/EU):DECAL:CAUTION:PULL OUT:BLANK	U023	38	1				
					D1791586	(CHN/EU):DECAL:CAUTION:PULL OUT:BLANK	U023	38	1				
					D1791586	(CHN/EU):DECAL:CAUTION:PULL OUT:BLANK	U023	38	1				
					D1791586	(CHN/EU):DECAL:CAUTION:PULL OUT:BLANK	U023	38	1				
201601-07	1601 Modification	-			D1791588	(NA):DECAL:CAU	U023	39	1				

## Design Change List

Number	Title	Set	Old Part		New Part		Index No.		Q'ty	Interchg		Reason	Cut-in S/N
			P/N	Name	P/N	Name	Group	ID		Indiv.	Set		
		-				TION:PULL OUT: ENGLISH							
					D1791588	(NA):DECAL:CAU TION:PULL OUT: ENGLISH	U023	39	1				
201601-08	1601 Modification	-			D1791589	(CHN/EU):DECAL :CAUTION:PULL OUT:LANGUAGE: MULTI-LANGUAG E	U023	40	1				
					D1791589	(CHN/EU):DECAL :CAUTION:PULL OUT:LANGUAGE: MULTI-LANGUAG E	U023	40	1				
201512-01	1512 Modification	-	D1794104	GUIDE PLATE:FU SING EXIT:LOWE R	D1794114	GUIDE PLATE:FU SING EXIT:LOWE R	U015_S001	136	1	O/O			
							U015_S003	136	1				
							U015_S004	136	1				
201512-02	1512 Modification	-	D1797703	ADF:ASS'Y	D1797704	ADF:ASS'Y	U003	80	1	O/O			
201512-03	1512 Modification	-	D1794558	COVER:DC BRU SHLESS MOTOR: EXIT	D1794568	COVER:DC BRU SHLESS MOTOR: EXIT	U016	73	1	O/O			
201512-04	1512 Modification	-	D0742684	HOLDER:CAM:S HIFT	D1942945	HOLDER:CAM:S HIFT	U008	68	1	O/O			
201512-05	1512 Modification	-	D1791901	OPTICAL WRITIN G UNIT:ASS'Y	D1791902	OPTICAL WRITIN G UNIT:ASS'Y	U005_S001	2	1			[Interchg Indiv] D179* O/O D180* O/O D181* X/O	
201509-01	1509 Modification	-	D1794015	(CHN/EU):FUSIN G UNIT:BARON:2	D1794018	(CHN/EU):FUSIN G UNIT:220V:AS	U015	179	1	X/O			

## Design Change List

Number	Title	Set	Old Part		New Part		Index No.		Q'ty	Interchg		Reason	Cut-in S/N
			P/N	Name	P/N	Name	Group	ID		Indiv.	Set		
		-		20V:ASS'Y		S'Y							
		-	D1794015	(CHN/EU):FUSIN G UNIT:BARON:2 20V:ASS'Y	D1794018	(CHN/EU):FUSIN G UNIT:220V:AS S'Y	U015	179	1	X/O			
201509-02	1509 Modification	-	D1797216	(NA):OPERATION SUB-UNIT:B-C1: ASS'Y	D1797230	(NA):OPERATION SUB-UNIT:ASS'Y	U002_S003	74	1	O/O			
201509-03	1509 Modification	-	D1797213	(CHN):OPERATI ON SUB-UNIT:B- C1:CHN:ASS'Y	D1797232	(CHN):OPERATI ON SUB-UNIT:AS S'Y	U002_S002	42	1	O/O			
201509-04	1509 Modification	-			D1797198	GATE PAWL:REV ERSE:MIDDLE:IN NER BACK	U016	135	1				
201509-05	1509 Modification	-			D1797199	GATE PAWL:REV ERSE:MIDDLE:F RONT	U016	136	1				
201508-01	1508 Modification	-			D1937659	(EU/NA):SEAL:CA UTION:20LANGU AGES:NPT	Special Too ls	18	1	X/O			
		-			D1937659	(EU/NA):SEAL:CA UTION:20LANGU AGES:NPT	Special Too ls	18	1	X/O			
201508-02	1508 Modification	-			D0746235	CASE:TONER RE CYCLING SUB-U NIT:SUB-ASS'Y	U012_S001	66	1				
201508-03	1508 Modification	-	D1796868	DUCT:CHARGE CORONA:EXHAU ST:MULTI-LANG UAGE:ASS'Y	D1806810	DUCT:CHARGE CORONA:EXHAU ST:MULTI-LANG UAGE:ASS'Y	U021	51	1	O/O			
201508-04	1508 Modification	-			D7315300	HARNESS:INTER	C8(4/4)		1				

## Design Change List

Number	Title	Set	Old Part		New Part		Index No.		Q'ty	Interchg		Reason	Cut-in S/N
			P/N	Name	P/N	Name	Group	ID		Indiv.	Set		
		-				FACE:ASS'Y							
201508-05	1508 Modification	-			D7315330	HARNESS:CONT ACT IMAGE SEN SOR:IMAGE DAT A:ASS'Y	C9(4/4)		1				
201507-01	1507 Modification	-	D1795079	COVER:C/T BOX: UPPER:ASS'Y	D1795089	COVER:C/T BOX: UPPER:ASS'Y	U020_S001	28	1	X/O			
201507-02	1507 Modification	-			D1794109	ADJUSTING PIN: DISCHARGE BR USH	U015_S001	177	1				
					D1794109	ADJUSTING PIN: DISCHARGE BR USH	U015_S001	177	1				
					D1794109	ADJUSTING PIN: DISCHARGE BR USH	U015_S003	177	1				
					D1794109	ADJUSTING PIN: DISCHARGE BR USH	U015_S003	177	1				
					D1794109	ADJUSTING PIN: DISCHARGE BR USH	U015_S004	177	1				
					D1794109	ADJUSTING PIN: DISCHARGE BR USH	U015_S004	177	1				
201507-03	1507 Modification	-			D1794113	DISCHARGE BR USH:21MM	U015_S001	178	1				
					D1794113	DISCHARGE BR USH:21MM	U015_S001	178	1				
					D1794113	DISCHARGE BR	U015_S003	178	1				

## Design Change List

Number	Title	Set	Old Part		New Part		Index No.		Q'ty	Interchg		Reason	Cut-in S/N
			P/N	Name	P/N	Name	Group	ID		Indiv.	Set		
		-				USH:21MM							
					D1794113	DISCHARGE BRUSH:21MM	U015_S003	178	1				
					D1794113	DISCHARGE BRUSH:21MM	U015_S004	178	1				
					D1794113	DISCHARGE BRUSH:21MM	U015_S004	178	1				
201507-05	1507 Modification	-	D1794280	COVER:FUSING/PAPER EXIT UNIT:ASS'Y	D1794279	COVER:FUSING/PAPER EXIT UNIT:ASS'Y	U015_S001	160	1	X/O			
			D1794280	COVER:FUSING/PAPER EXIT UNIT:ASS'Y	D1794279	COVER:FUSING/PAPER EXIT UNIT:ASS'Y	U015_S003	160	1	X/O			
			D1794280	COVER:FUSING/PAPER EXIT UNIT:ASS'Y	D1794279	COVER:FUSING/PAPER EXIT UNIT:ASS'Y	U015_S004	160	1	X/O			
201507-06	1507 Modification	-	D1797212	(EU):OPERATION PANEL:EU:ASS'Y	D1797231	(EU):OPERATION SUB-UNIT:B-C1:EU:ASS'Y	U002_S001	41	1	O/O			
201507-07	1507 Modification	-	D6457900	SHEET:EULA:20LANGUAGES	D1937656	(EU/NA):SHEET:EULA:20LANGUAGES	U023	29	1	X/O			
			D6457900	SHEET:EULA:20LANGUAGES	D1937656	(EU/NA):SHEET:EULA:20LANGUAGES	U023	29	1	X/O			
201507-08	1507 Modification	-	D1792602	REGISTRATION ROLLER:GATE:ASS'Y	M2057305	REGISTRATION ROLLER:GATE:ASS'Y	U008	81	1	O/O			
201507-09	1507 Modification	-			D1791127	GUIDE:LOCK:PA PER EXIT UNIT	U022	65	2				

## Design Change List

Number	Title	Set	Old Part		New Part		Index No.		Q'ty	Interchg		Reason	Cut-in S/N
			P/N	Name	P/N	Name	Group	ID		Indiv.	Set		
201506-01	1506 Modification	-	D6833661	GUIDE PLATE:C ONTACT IMAGE SENSOR:ENTRA NCE:ASS'Y	D6833662	GUIDE PLATE:C ONTACT IMAGE SENSOR:ENTRA NCE:ASS'Y	U003_S001 _S003	192	1	X/O			
201506-02	1506 Modification	-			D1794290	DRIVE UNIT:WEB :CLEANING:ASS' Y	U015_S001 _S004	176	1				
							U015_S003 _S004	176	1				
							U015_S004 _S004	176	1				
201506-03	1506 Modification	-	D1947550	SIDE FENCE:TA NDEM LCT:LEFT REAR:ASS'Y	D1797544	(EU/CHN):SIDE F ENCE:TANDEM L CT:LEFT REAR:A SS'Y	U006_S006	385	1	X/O			
			D1947550	SIDE FENCE:TA NDEM LCT:LEFT REAR:ASS'Y	D1797544	(EU/CHN):SIDE F ENCE:TANDEM L CT:LEFT REAR:A SS'Y	U006_S008	385	1	X/O			
			D1947550	SIDE FENCE:TA NDEM LCT:LEFT REAR:ASS'Y	D1797544	(EU/CHN):SIDE F ENCE:TANDEM L CT:LEFT REAR:A SS'Y	U006_S010	385	1	X/O			
201506-04	1506 Modification	-	D1791502	SUPPORTING PL ATE:DOOR:FRO NT RIGHT:ASS'Y	D1791506	SUPPORTING PL ATE:DOOR:FRO NT RIGHT:ASS'Y	U001	53	1	X/O			
201506-05	1506 Modification	-	D1797680	(8100EX/8100S):( NA):MODEL NAM E PLATE:PRO_81 00EX			U001	87	1	X/O			
201505-01	1505 Modification	-			D1797303	(EU):COVER:FR	U002_S001	73	1	X/O			

## Design Change List

Number	Title	Set	Old Part		New Part		Index No.		Q'ty	Interchg		Reason	Cut-in S/N	
			P/N	Name	P/N	Name	Group	ID		Indiv.	Set			
		-				ONT:ASS'Y	_S001							
201505-02	1505 Modification	-	D1797211	(NA):OPERATION PANEL:NA:ASS' Y	D1797216	(NA):OPERATION SUB-UNIT:B-C1: ASS'Y	U002	40	1	O/O				
201505-03	1505 Modification	-	AF031080	PAPER FEED RO LLER:FEED	AF031098	PAPER FEED RO LLER:FEED	U006_S002	127	1	O/O				
							U006_S003	127	1					
							U006_S004	127	1					
201505-04	1505 Modification	-	AF032080	PAPER FEED RO LLER:SEPARATE	AF032098	PAPER FEED RO LLER:SEPARATE	U006_S002	128	1	O/O				
							U006_S003	128	1					
							U006_S004	128	1					
201505-05	1505 Modification	-	D1792663	REGISTRATION GUIDE:OPEN AN D CLOSE	D1792674	REGISTRATION GUIDE:OPEN AN D CLOSE:ADHES ION	U008	96	1	X/O				
201505-06	1505 Modification	-				AA000313	DECAL:CAUTION :INSERT:PAPER FEED SUB-UNIT	U006_S006	383	1				
								U006_S008	383	1				
								U006_S010	383	1				
201505-07	1505 Modification	-	A2946630	LEFT REAR FEN CE	D1947550	SIDE FENCE:TA NDEM LCT:LEFT REAR:ASS'Y	U006_S006	69	1	X/O				
							U006_S008	69	1					
							U006_S010	69	1					

## Design Change List

Number	Title	Set	Old Part		New Part		Index No.		Q'ty	Interchg		Reason	Cut-in S/N
			P/N	Name	P/N	Name	Group	ID		Indiv.	Set		
		-		CE		NDEM LCT:LEFT REAR:ASS'Y							
201505-08	1505 Modification	-			D1806831	GASKET:DUCT:C HARGE CORONA :VACUUM	U021	103	1				
201505-09	1505 Modification	A			06320140G	PARALLEL PIN	U008	178	1				
201505-10	1505 Modification	A	AB030842	TIMING PULLEY: S2M:30T	D1792768	TIMING PULLEY: S2M:30T	U008	46	1	X/X			
201505-11	1505 Modification	A	D1792701	TIMING ROLLER: TRANSFER:DRIV E	D1792766	TIMING ROLLER: TRANSFER:DRIV E:PRESS FIT	U008	104	1	X/X			
201505-12	1505 Modification	-	03603008N	SCREW:M3X8	04513008	TAPPING SCRE W - M3X8	U008	176	1	O/O			
			03603008N	SCREW:M3X8	04513008	TAPPING SCRE W - M3X8	U008	176	1	O/O			
			03603008N	SCREW:M3X8	04513008	TAPPING SCRE W - M3X8	U008	176	1	O/O			
			03603008N	SCREW:M3X8	04513008	TAPPING SCRE W - M3X8	U008	176	1	O/O			
			03603008N	SCREW:M3X8	04513008	TAPPING SCRE W - M3X8	U008	176	1	O/O			
			03603008N	SCREW:M3X8	04513008	TAPPING SCRE W - M3X8	U008	176	1	O/O			
201505-13	1505 Modification	-	07200040E	RETAINING RING - M4	07200030E	RETAINING RING - M3	U016_S002	13	1	O/O			
201505-14	1505 Modification	-	D1795918	BRACKET:SAFET Y SWITCH:REAR	D1795928	BRACKET:SAFET Y SWITCH:REAR	U019	42	1	X/O			
201505-15	1505 Modification	-	D0747545	(EU):TANDEM LC T:LEFT:DOM:ASS 'Y	D1947545	(EU):TANDEM LC T:LEFT:ASS'Y	U006	282	1	X/O			



## Design Change List

Number	Title	Set	Old Part		New Part		Index No.		Q'ty	Interchg		Reason	Cut-in S/N
			P/N	Name	P/N	Name	Group	ID		Indiv.	Set		
201505-16	1505 Modification	-			AA066667	SPRING:STRIPPER PLATE:FRONT	U006	384	1				
201505-17	1505 Modification	-	D0747546	(NA):TANDEM LEFT:LEFT:NA:ASS'Y	D1947546	(NA):TANDEM LEFT:LEFT:ASS'Y	U006	283	1	X/O			
201505-18	1505 Modification	-	D1791590	DECAL:MISFEED REMOVAL:LOCATION	D1791585	DECAL:MISFEED REMOVAL:LOCATION	U001_S004	72	1	X/O			
201505-19	1505 Modification	-	D1797681	(8100EX/8100S):MODEL NAME PLATE:PRO_8100S			U001	88	1	X/O			
201505-20	1505 Modification	-	D1807681	(8110S):MODEL NAME PLATE:PRO_8110S			U001	89	1	X/O			
201505-21	1505 Modification	-	D1817681	(8120S):MODEL NAME PLATE:PRO_8120S			U001	90	1	X/O			
201505-22	1505 Modification	-	D1796888	OZONE FILTER:MAIN:EXHAUST:RIGHT	D1806818	OZONE FILTER:MAIN:EXHAUST:RIGHT	U021	57	1	O/O			
201505-23	1505 Modification	-	D1796908	OZONE FILTER:DUCT:MAIN:REAR	D1806823	OZONE FILTER:DUCT:MAIN:REAR	U021	67	1	O/O			
201505-24	1505 Modification	-	AZ240254	POWER SUPPLY UNIT:CH-C1:ECO:200V	AZ240259	POWER SUPPLY UNIT:ECO:200V:456.4W	U020	47	1	X/O			
201503-01	1503 Modification	-			D1792485	LED ARRAY:ASS'Y	U009_S002	134	1				
201503-02	1503 Modification	-	D1796620	PAPER FEED UNIT:PAPER BANK:	D1796628	PAPER FEED UNIT:PAPER BANK:	U006_S002	302	1	X/O			

## Design Change List

Number	Title	Set	Old Part		New Part		Index No.		Q'ty	Interchg		Reason	Cut-in S/N
			P/N	Name	P/N	Name	Group	ID		Indiv.	Set		
		-		ASS'Y		ASS'Y							
			D1796620	PAPER FEED UNIT:PAPER BANK: ASS'Y	D1796628	PAPER FEED UNIT:PAPER BANK: ASS'Y	U006_S003	302	1	X/O			
			D1796620	PAPER FEED UNIT:PAPER BANK: ASS'Y	D1796628	PAPER FEED UNIT:PAPER BANK: ASS'Y	U006_S004	302	1	X/O			
201503-03	1503 Modification	-			07040050N	WASHER:DIA5	U019	47	1				
201503-04	1503 Modification	-	09505010N	SCREW:SPRING WASHER:M5X10	08010234	SCREW WITH WASHER:SMALL ROUND WITH SPRING WASHER:M5X8	U019	9	1	O/O			
201503-05	1503 Modification	-	D1796910	SEAL:DUCT:LARGE	D1806805	SEAL:DUCT:LARGE	U021_S002	69	1	O/O			
201503-06	1503 Modification	-	D0747847	(NA):DECAL:CAUTION CHART:INK JET:PAPER:NA	D1801761	(NA):DECAL:CAUTION CHART:INK JET:PAPER	U023	17	1	X/O			
201503-07	1503 Modification	-	11050490	HARNESS CLAMP - IWS-2218									
			11050490	HARNESS CLAMP - IWS-2218									
			11050490	HARNESS CLAMP - IWS-2218									
			11050490	HARNESS CLAMP - IWS-2218									
			11050490	HARNESS CLAMP - IWS-2218									
			11050490	HARNESS CLAMP - IWS-2218									

## Design Change List

Number	Title	Set	Old Part		New Part		Index No.		Q'ty	Interchg		Reason	Cut-in S/N
			P/N	Name	P/N	Name	Group	ID		Indiv.	Set		
		-	11050490	HARNESS CLAMP - IWS-2218			U022	14	10				
201503-08	1503 Modification	-			16072256	FERRITE CORE: K3 NFR-08-ABK0	U005	4	1				
201503-09	1503 Modification	-	D1797551	COVER:PAPER TRAY:NO.1	D1797531	COVER:PAPER TRAY:NO.1	U006	342	1	O/O			
201503-10	1503 Modification	-	D1797585	STOPPER:TANDEM LCT	D1797586	STOPPER:TANDEM LCT	U006	353	1	O/O			
201503-11	1503 Modification	-	D0744197	FLAT BELT-FUSING:DIA80:SEAL	D1794197	FLAT BELT-FUSING:DIA80:SEAL	U015_S001	107	1	X/O			
			D0744197	FLAT BELT-FUSING:DIA80:SEAL	D1794197	FLAT BELT-FUSING:DIA80:SEAL	U015_S003	107	1	X/O			
			D0744197	FLAT BELT-FUSING:DIA80:SEAL	D1794197	FLAT BELT-FUSING:DIA80:SEAL	U015_S004	107	1	X/O			
201503-12	1503 Modification	-	D1495370	HARNESS:FFC:BCU:IPU:IF50	D1495387	HARNESS:FFC:BCU:IPU:IF50	D4(4/4),E3(4/4)		2	O/O			
201503-13	1503 Modification	A	D1795315	HARNESS:PULL OUT:LARGE CAPACITY TRAY:SENSOR	D1795334	HARNESS:PULL OUT:LARGE CAPACITY TRAY:SENSOR	B8(2/4)		1	X/O			
201503-14	1503 Modification	A	D1795363	HARNESS:PULL OUT:LARGE CAPACITY TRAY:CONNECTING:2	D1795336	HARNESS:PULL OUT:LARGE CAPACITY TRAY:CONNECTING:2	C8(2/4)		1	X/O			
201501-01	1501 Modification	-	D0744658	HANDLE:LOCK:FIBER	D1944658	SHEET:HANDLE:LOCK:ASS'Y	U016	62	1	O/O			
201501-02	1501 Modification	-	D1794011	(NA):FUSING UNIT:208V:ASS'Y	D1794014	(NA):FUSING UNIT:208V:ASS'Y				X/O			
201501-03	1501 Modification	-	D1791105	SLIDE RAIL:PULL OUT	D1791125	SLIDE RAIL:PULL OUT	U022	35	2	X/O			

## Design Change List

Number	Title	Set	Old Part		New Part		Index No.		Q'ty	Interchg		Reason	Cut-in S/N
			P/N	Name	P/N	Name	Group	ID		Indiv.	Set		
201501-04	1501 Modification	-			D1792924	(EU):DECAL:MIS FEED REMOVAL: KNOB:MULTI-LA NGUAGE:EU	U023	34	1				
201501-05	1501 Modification	-	D7314111	COVER:FRONT	D7314113	COVER:FRONT	U003_S001	236	1	X/O			
201501-06	1501 Modification	-			D1957245	ABSORPTION SH EET:LCD	U002_S001	72	1				
					D1957245	ABSORPTION SH EET:LCD	U002_S002	72	1				
					D1957245	ABSORPTION SH EET:LCD	U002_S003	72	1				
201501-07	1501 Modification	-	D1797580	STAY:COVER:TA NDEM LCT	D1797581	STAY:COVER:TA NDEM LCT	U006	352	1	X/O			
201501-08	1501 Modification	-			D1792923	(NA):DECAL:MIS FEED REMOVAL: KNOB:MULTI-LA NGUAGE	U023	33	1				
201501-09	1501 Modification	-	D1797312	(NA):COVER:FR ONT:NA	D1797302	(NA):COVER:FR ONT:NA:ASS'Y	U002_S003	49	1	X/O			
201501-10	1501 Modification	-	D1797322	(NA):COVER:FR ONT RIGHT:NA			U002_S003	52	1				
201501-11	1501 Modification	-	D1796300	SEPARATION CO RONA:ASS'Y	D1796310	SEPARATION CO RONA:ASS'Y	U012_S001	49	1	O/O			
201412-01	1412 Modification	-	D1794012	(CHN/EU):FUSIN G UNIT:220V:AS S'Y	D1794015	(CHN/EU):FUSIN G UNIT:BARON:2 20V:ASS'Y	U015	120	1	X/O			
			D1794012	(CHN/EU):FUSIN G UNIT:220V:AS S'Y	D1794015	(CHN/EU):FUSIN G UNIT:BARON:2 20V:ASS'Y	U015	120	1	X/O			
201412-02	1412 Modification	-	D1797255	PCB:SVGA:SDUS	D1797254	PCB:SVGA:SDUS	U002_S003	46	1	X/O			

## Design Change List

Number	Title	Set	Old Part		New Part		Index No.		Q'ty	Interchg		Reason	Cut-in S/N
			P/N	Name	P/N	Name	Group	ID		Indiv.	Set		
		-		B:ASS'Y		B:ASS'Y							
			D1797255	PCB:SVGA:SDUS B:ASS'Y	D1797254	PCB:SVGA:SDUS B:ASS'Y	U002_S002	46	1	X/O			
			D1797255	PCB:SVGA:SDUS B:ASS'Y	D1797254	PCB:SVGA:SDUS B:ASS'Y	U002_S001	46	1	X/O			
201412-03	1412 Modification	-	D0743960	ROLLER:HEAT PIPE:COOLING:DIA 30.4	D1793960	TRANSPORT ROLLER:HEAT PIPE :DIA30.4:ASS'Y	U016	60	1	O/O			
201412-04	1412 Modification	-			B1323861	PTB UNIT GUIDE PLATE	U014	19	1				
201411-01	1411 Modification	-	AB014285	GEAR:SLOW DOWN:IDLER:FUSING	AB014287	GEAR:IDLER:FUSING	U015_S004	47	1	X/O			
			AB014285	GEAR:SLOW DOWN:IDLER:FUSING	AB014287	GEAR:IDLER:FUSING	U015_S003	47	1	X/O			
			AB014285	GEAR:SLOW DOWN:IDLER:FUSING	AB014287	GEAR:IDLER:FUSING	U015_S001	47	1	X/O			
201411-02	1411 Modification	-	AB014286	GEAR:HOT ROLLER:ASS'Y	BB013038	GEAR:HOT ROLLER:ASS'Y	U015_S004	48	1	X/O			
			AB014286	GEAR:HOT ROLLER:ASS'Y	BB013038	GEAR:HOT ROLLER:ASS'Y	U015_S003	48	1	X/O			
			AB014286	GEAR:HOT ROLLER:ASS'Y	BB013038	GEAR:HOT ROLLER:ASS'Y	U015_S001	48	1	X/O			
201411-03	1411 Modification	-			D1792416	STAY:ELECTRIC POTENTIAL SENSOR	U009	132	1				
201411-04	1411 Modification	-			D0596169	STAY:TANDEM LCT:ASS'Y	U006	381	1				

## Design Change List

Number	Title	Set	Old Part		New Part		Index No.		Q'ty	Interchg		Reason	Cut-in S/N
			P/N	Name	P/N	Name	Group	ID		Indiv.	Set		
201410-01	1410 Modification	-			D1794750	GUIDE PLATE:REVERSE EXIT:LEFT LOWER:ASS'Y	U016	133	1				
201409-01	1409 Modification	-	D1793631	COATING BAR:ASS'Y	D1793635	COATING BAR:ASS'Y	U009_S004_S001	89	1	X/O			
201409-02	1409Modification	-	G0291982	LD DECAL	G0291980	DECAL - LD	U018	65	1	X/O			
			G0291982	LD DECAL	G0291980	DECAL - LD	U005_S001	3	1	X/O			
			G0291982	LD DECAL	G0291980	DECAL - LD	U009	98	1	X/O			
201409-03	1409 Modification	-			D1797525	STOPPER:REGISTRATION:TANDEM LCT:ASS'Y	U006_S001	380	1				
201409-04	1409 Modification	-	D7315510	PCB:MAIN CONTROL BOARD:DOCUMENT FEEDER:ASS'Y	D7315520	PCB:MAIN CONTROL BOARD:DOCUMENT FEEDER:ASS'Y	U003_S001	255	1	X/O			
201409-05	1409 Modification	-			D1792417	HOLDER:ELECTRIC POTENTIAL SENSOR	U009	131	1				
201408-01	1408 Modification	-	D1793656	BLADE:APPLY:ASS'Y	D1793653	BLADE:APPLY:ASS'Y	U009_S004_S001	93	1	X/O			
201408-02	1408 Modification	-	D7314312	GUIDE:PAPER FEED:UPPER	D7314310	GUIDE:PAPER FEED:UPPER:SUB-ASS'Y	U003_S001	239	1	X/O			
201408-03	1408 Modification	-			D1792494	GROUND PLATE:STAY:PCU	U009_S002	129	1				
201408-04	1408 Modification	-			D1793689	GROUND PLATE:COVER:APPLY	U009_S004_S001_S001	130	1				
							U009_S004	130	1				

## Design Change List

Number	Title	Set	Old Part		New Part		Index No.		Q'ty	Interchg		Reason	Cut-in S/N
			P/N	Name	P/N	Name	Group	ID		Indiv.	Set		
		-					_S001_S002						
201408-05	1408 Modification	-	D1797314	(CHN):COVER:FRONT:CHN			U002_S002_S001	51	1				
201408-06	1408 Modification	-			D1797304	(CHN):COVER:FRONT:CHN:ASS'Y	U002_S002_S001	71	1	X/O			
201408-07	1408 Modification	-	D1797324	(CHN):COVER:FRONT RIGHT:CHN			U002_S002_S001	54	1				
201407-01	1407 Modification	-	D0747631	PAPER TRAY:UNIVERSAL:DOM:SUB-ASS'Y	D1947631	PAPER TRAY:UNIVERSAL:DOM:SUB-ASS'Y	U006	294	1	O/O			
			D0747631	PAPER TRAY:UNIVERSAL:DOM:SUB-ASS'Y	D1947631	PAPER TRAY:UNIVERSAL:DOM:SUB-ASS'Y	U006	294	1	O/O			
201407-02	1407 Modification	-			D1797528	CAP:STOPPER:REGISTRATION	U006_S001	379	1				
201406-01	1406 Modification	A	D1796191	HOLDER:FLAT BELT-TRANSFER:DRIVE ROLLER	D1796193	HOLDER:FLAT BELT-TRANSFER:DRIVE ROLLER:ASS'Y	Special Tools	14	1	X/O			
201406-02	1406 Modification	A	D1796192	HOLDER:FLAT BELT-TRANSFER:BELT CLEANING	D1796194	HOLDER:FLAT BELT-TRANSFER:CLEANING:ASS'Y	Special Tools	15	1	X/O			
201406-03	1406 Modification	-	D1805751	(8110S):PCB:CONTROL:EXP:ASS'Y	D1805743	(8110S):SERVICE PARTS:PCB:CONTROL:B-C1B_EXP:ASS'Y	U020	41	1	X/O			
201406-04	1406 Modification	-	D1793501	CLEANING UNIT:	D1793503	CLEANING UNIT:	U009	72	1	X/O			

## Design Change List

Number	Title	Set	Old Part		New Part		Index No.		Q'ty	Interchg		Reason	Cut-in S/N
			P/N	Name	P/N	Name	Group	ID		Indiv.	Set		
		-		ASS'Y		BARON:ASS'Y							
201406-05	1406 Modification	-	D1793610	CLEANING UNIT: APPLY:ASS'Y	D1793608	CLEANING UNIT: APPLY:ASS'Y	U009_S004	86	1	X/O			
201406-06	1406 Modification	-	D1795751	(8100EX/8100S): PCB:CTL:EXP:AS S'Y	D1795743	(8100EX/8100S): SERVICE PARTS :PCB:CTL:B-C1A _EXP:ASS'Y	U020	32	1	X/O			
201406-07	1406 Modification	-	D1815751	(8120S):PCB:CTL :EXP:ASS'Y	D1815743	(8120S):SERVICE PARTS:PCB:CTL :B-C1C_EXP:ASS 'Y	U020	42	1	X/O			
201405-01	1405 Modification	-	A2943453	TONER BOTTLE RELEASE LEVER	D1943566	GRIP:LEVER:BA SE:TONER BANK	U007	30	1	O/O			
			A2943453	TONER BOTTLE RELEASE LEVER	D1943566	GRIP:LEVER:BA SE:TONER BANK	U007	30	1	O/O			
201405-02	1405 Modification	-			08050088	RETAINING RING - M6				O/O			
201405-03	1405 Modification	-	08050088	RETAINING RING - M6	08050106	RETAINING RING S-E:SILENCER:DI A6	U003_S001	11	1	O/O			
			08050088	RETAINING RING - M6	08050106	RETAINING RING S-E:SILENCER:DI A6	U003_S001	11	1	O/O			
			08050088	RETAINING RING - M6	08050106	RETAINING RING S-E:SILENCER:DI A6	U003_S001	11	1	O/O			
			08050088	RETAINING RING - M6	08050106	RETAINING RING S-E:SILENCER:DI A6	U003_S001_S001	11	1	O/O			
			08050088	RETAINING RING	08050106	RETAINING RING	U003_S001	11	1	O/O			



## Design Change List

Number	Title	Set	Old Part		New Part		Index No.		Q'ty	Interchg		Reason	Cut-in S/N
			P/N	Name	P/N	Name	Group	ID		Indiv.	Set		
		-		- M6		S-E:SILENCER:DI A6	_S001						
			08050088	RETAINING RING - M6	08050106	RETAINING RING S-E:SILENCER:DI A6	U003_S001	11	1	O/O			
			08050088	RETAINING RING - M6	08050106	RETAINING RING S-E:SILENCER:DI A6	U003_S001	11	1	O/O			
			08050088	RETAINING RING - M6	08050106	RETAINING RING S-E:SILENCER:DI A6	U003_S001	11	1	O/O			
201405-04	1405 Modification	-	08050089	RETAINING RING - M4	08050104	RETAINING RING S-E:SILENCER:DI A4	U003_S001	12	1	O/O			
			08050089	RETAINING RING - M4	08050104	RETAINING RING S-E:SILENCER:DI A4	U003_S001	12	1	O/O			
			08050089	RETAINING RING - M4	08050104	RETAINING RING S-E:SILENCER:DI A4	U003_S001	12	1	O/O			
			08050089	RETAINING RING - M4	08050104	RETAINING RING S-E:SILENCER:DI A4	U003_S001	12	1	O/O			
			08050089	RETAINING RING - M4	08050104	RETAINING RING S-E:SILENCER:DI A4	U003_S001	12	1	O/O			
			08050089	RETAINING RING - M4	08050104	RETAINING RING S-E:SILENCER:DI A4	U003_S001	12	1	O/O			

## Design Change List

Number	Title	Set	Old Part		New Part		Index No.		Q'ty	Interchg		Reason	Cut-in S/N
			P/N	Name	P/N	Name	Group	ID		Indiv.	Set		
		-		- M4		S-E:SILENCER:DI A4							
			08050089	RETAINING RING - M4	08050104	RETAINING RING S-E:SILENCER:DI A4	U003_S001	12	1	O/O			
			08050089	RETAINING RING - M4	08050104	RETAINING RING S-E:SILENCER:DI A4	U003_S001	12	1	O/O			
			08050089	RETAINING RING - M4	08050104	RETAINING RING S-E:SILENCER:DI A4	U003_S001	12	1	O/O			
			08050089	RETAINING RING - M4	08050104	RETAINING RING S-E:SILENCER:DI A4	U003_S001	12	1	O/O			
			08050089	RETAINING RING - M4	08050104	RETAINING RING S-E:SILENCER:DI A4	U003_S001	12	1	O/O			
201405-05	1405 Modification	-			08050089	RETAINING RING - M4	U003_S001	12	1	O/O			
					08050089	RETAINING RING - M4	U003_S001	12	1	O/O			
201405-06	1405 Modification	-			D1796000	TRANSFER UNIT :INTERMEDIATE TRANSFER:ASS' Y	U010	122	1				
201404-01	1404 Modification	-	AZ240228	POWER SUPPLY UNIT1:ECO:200V :456.4W	AZ240254	POWER SUPPLY UNIT:CH-C1:EC O:200V	U020	12	1	X/O			
201402-01	1402 Modification	-	AZ240232	POWER SUPPLY UNIT:FW:200V:4	AZ240255	POWER SUPPLY UNIT:CH-C1:FW:	U020	13	1	X/O			

## Design Change List

Number	Title	Set	Old Part		New Part		Index No.		Q'ty	Interchg		Reason	Cut-in S/N
			P/N	Name	P/N	Name	Group	ID		Indiv.	Set		
		-		46.4W		200V							
201402-02	1402 Modification	-	B1326793	SIDE FENCE:FR ONT:ASS'Y	D1316777	SIDE FENCE:FR ONT:ASS'Y	U006_S012 _S001	168	1	O/O			
			B1326793	SIDE FENCE:FR ONT:ASS'Y	D1316777	SIDE FENCE:FR ONT:ASS'Y	U006_S013 _S001	168	1	O/O			
201402-03	1402 Modification	-	B2346490	SIDE FENCE:RE AR:ASS'Y	D1316775	SIDE FENCE:RE AR:ASS'Y	U006_S013 _S002	200	1	O/O			
201402-04	1402 Modification	-	D0146783	ARM:END FENC E:LOCK	D1947635	ARM:END FENC E:LOCK	U006_S012	234	1	O/O			
							U006_S013	234	1				
201402-05	1402 Modification	-			D1793403	BOTTLE:DEVELO PER:ASS'Y	U023	32	1				
201402-06	1402 Modification	-			B2342440	LED ARRAY - QL	U009_S002	125	1				
201402-07	1402 Modification	-			D1792421	ELECTRIC POTE NTIAL SENSOR	U022	64	1				
201404-02	1404 Modification	-			08053568	RADIAL BALL BE ARING:DIA8XDIA 14X4	U012_S001	63	1				
201502-01	1502 Modification	-	D1796076	ROLLER:OPPOS ED:PAPER:ASS'Y	D1796078	ROLLER:OPPOS ED:PAPER:ASS'Y	U010_S001	80	1	X/O			
201502-03	1502 Modification	-	D4122662	SPACER:GUIDE PLATE:CONTAC T IMAGE SENSO R:ENTRANCE	D6833668	SPACER:GUIDE PLATE:CONTAC T IMAGE SENSO R:ENTRANCE	U003_S001 _S003	82	2	X/O			
201502-04	1502 Modification	-	A2946645	LEFT SIDE PLAT E	D1947552	SIDE PLATE:TAN DEM LCT:LEFT S IDEWAYS	U006_S006	71	1	X/O			
							U006_S008	71	1				
							U006_S010	71	1				
201502-05	1502 Modification	A	B1326763	BRACKET:CONN ECTOR:LEFT	D1316511	BRACKET:CONN ECTOR:LEFT	U006	165	1	X/X			
201502-06	1502 Modification	A	08030058	STEPPED SCRE W	AA143797	CONNECTOR GU IDE PIN	U006	382	2	X/O			

## Design Change List

Number	Title	Set	Old Part		New Part		Index No.		Q'ty	Interchg		Reason	Cut-in S/N
			P/N	Name	P/N	Name	Group	ID		Indiv.	Set		
201502-07	1502 Modification	-	D1795919	HOLDER:COUNT ER			U019	43	1	X/O			
201510-01	1510 Modification	-	D1794014	(NA):FUSING UNI T:208V:ASS'Y	D1794017	(NA):FUSING UNI T:208V:ASS'Y	U015	180	1	X/O			
201510-02	1510 Modification	-			D6832913	SHEET:SENSOR: SEPARATION	U003_S001	269	1	X/O			
					D6832913	SHEET:SENSOR: SEPARATION	U003_S001	269	1	X/O			
201511-01	1511 Modification	-			D1797657	(8100EXe):MODE L NAME PLATE	U001	97	1				
201511-02	1511 Modification	-			D1797658	(8100Se):MODEL NAME PLATE	U001	98	1				
201511-03	1511 Modification	-			D1807658	(8110Se):MODEL NAME PLATE	U001	99	1				
201511-04	1511 Modification	-			D1817658	(8120Se):MODEL NAME PLATE	U001	100	1				
201511-05	1511 Modification	-			D1796756	BRACKET:CONN ECTING:JOINT	U006	386	1				
201511-06	1511 Modification	-			D1792411	SLIDE RAIL:PCU	U009	136	2				

