

**Model Met-C1 cde  
(D148/D149/D150)  
Parts Catalog**


**Parts change information sample**

 **Add**

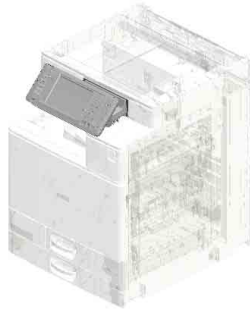
 **Update**

 **Delete**

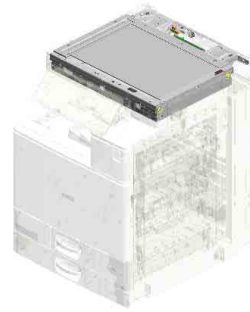
# Unit All



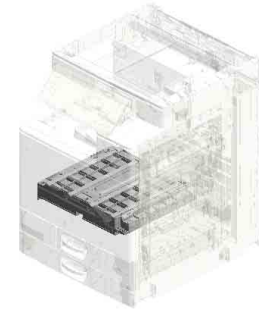
U001  
EXTERIOR



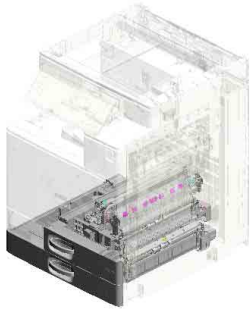
U002  
OPERATION



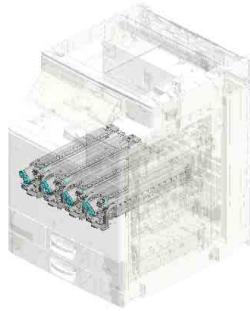
U003  
SCANNER



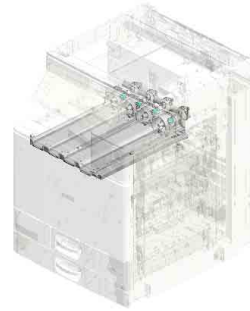
U004  
LASER UNIT



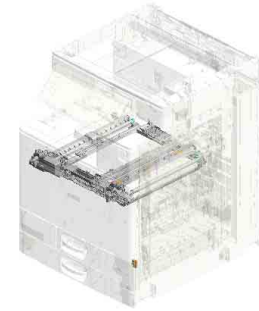
U005  
PAPER FEED



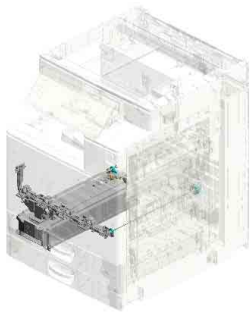
U006  
PROCESSES AROUND PHOTOCONDUCTOR



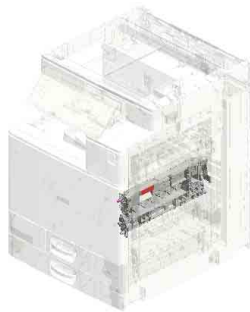
U007  
TONNER SUPPLY



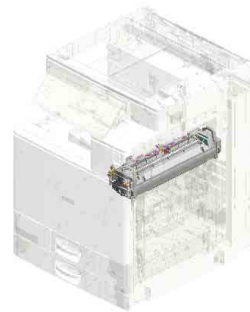
U008  
INTERMEDIATE TRANSFER



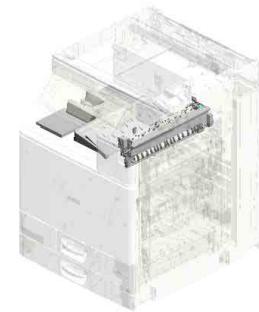
U009  
TONER RECYCLING



U010  
SEPARATION/TRANSPORT

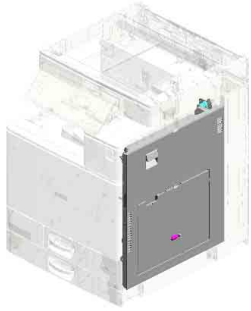


U011  
FUSING

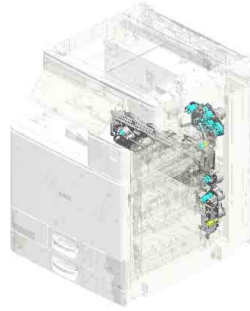


U012  
PAPER EXIT

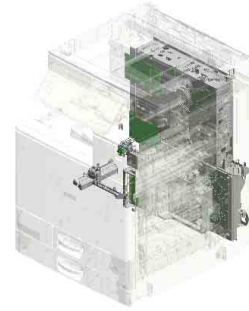
# Unit All



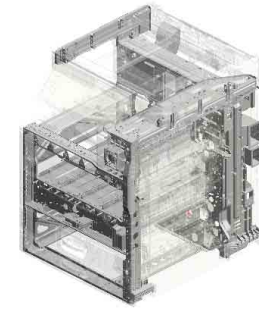
U013  
DUPLEX



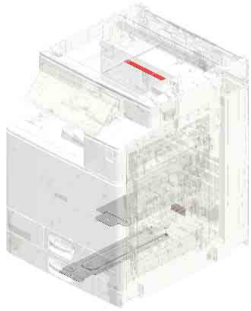
U014  
MAIN DRIVE




U015  
ELECTRICAL



U016  
MAIN FRAME



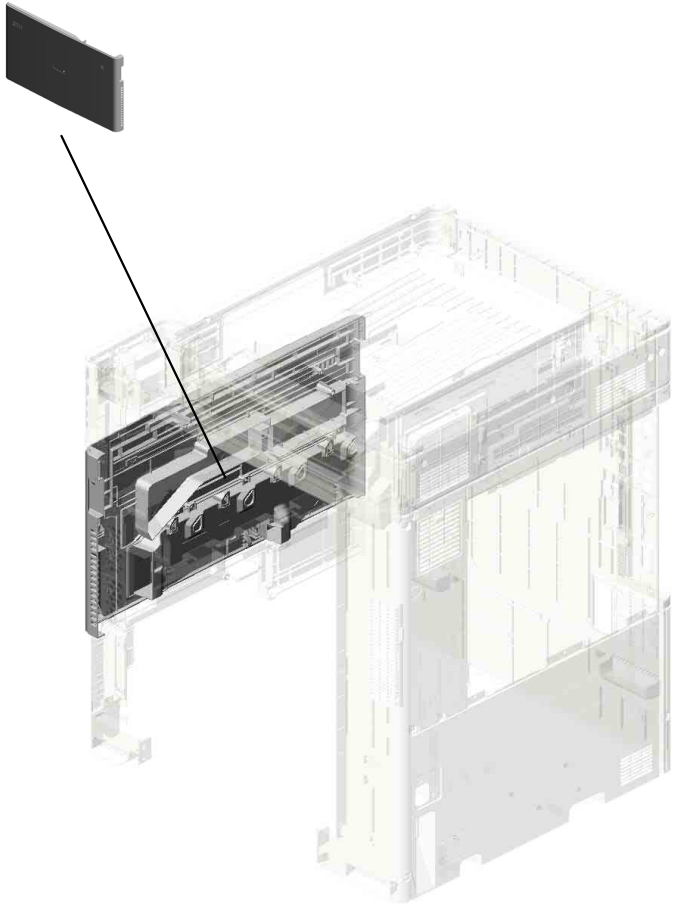
U017  
HEATER



U018  
ACCESSORIES

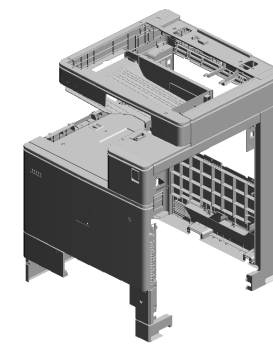
# U001.EXTERIOR

U001 S001  
D1481240  
COVER:FRONT:ASSY



U001	U002	U003	U004	U005	U006	U007	U008	U009	U010	U011	U012	U013	U014	U015	U016	U017	U018
------	------	------	------	------	------	------	------	------	------	------	------	------	------	------	------	------	------

# U001 EXTERIOR



- 2.04543008N (x62) TAPPING SCREW: ROUND POINT:3X8
- 18.D1491243 COVER:FRONT:UPPER:OPERATION S UB-UNIT
- 11.D1501231 [B] COVER:UPPER:FRONT 201701-01 X/O
- 12.D1491232 COVER:UPPER:EXI T
- 5.AA143537 (x2) SCREW:M3:BLACK

- 3.04583008N (x11) HEXAGON HEAD TAPPING SCREW:3 X8

- 20.D1491245 COVER:FRONT:UPPER

- 17.D1491242 COVER:MAIN SWITCH

- 19.D1501244 [A] COVER:FRONT:RIGHT UPPER 201501-01 X/O

- 7.AG070513 MAGNET CATCH

- 8.AG071007 LATCH - BY PASS FEED TABLE

- 21.D1491248 HINGE:COVER:FRONT:USED TONER

- 4.52062686 SNAP RING

- 10.D1491230 COVER:UPPER

- 14.D1491234 COVER:UPPER:INNER BACK:MIDDLE

- 6.AA143595 STEPPED SCREW: M3

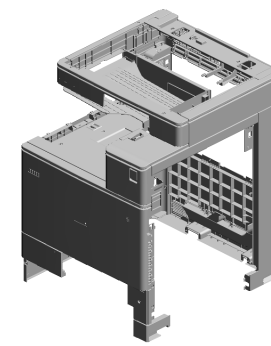
- 15.D1501235 [C] COVER:UPPER:INNER BACK:BIN 201602-05 O/O

- 13.D1491233 COVER:UPPER:INNER BACK

- 1.04543006Q (x2) TAPPING SCREW - M3X6

- 16.D1491237 COVER:UPPER:INNER BACK:LEFT LOWER

# U001 EXTERIOR



- 40.D1491281 COVER:SCANNER:FRONT
- 41.D1501282 [H] COVER:SCANNER:UPPER:FRONT 201510-02 O/O
- 39.D1491278 TORSION SPRING:COVER:USED TONER
- 37.D1491274 INNER COVER:FRONT:USED TONER
- 23.D2411251 [F] COVER:LEFT:UPPER 201606-01 O/O

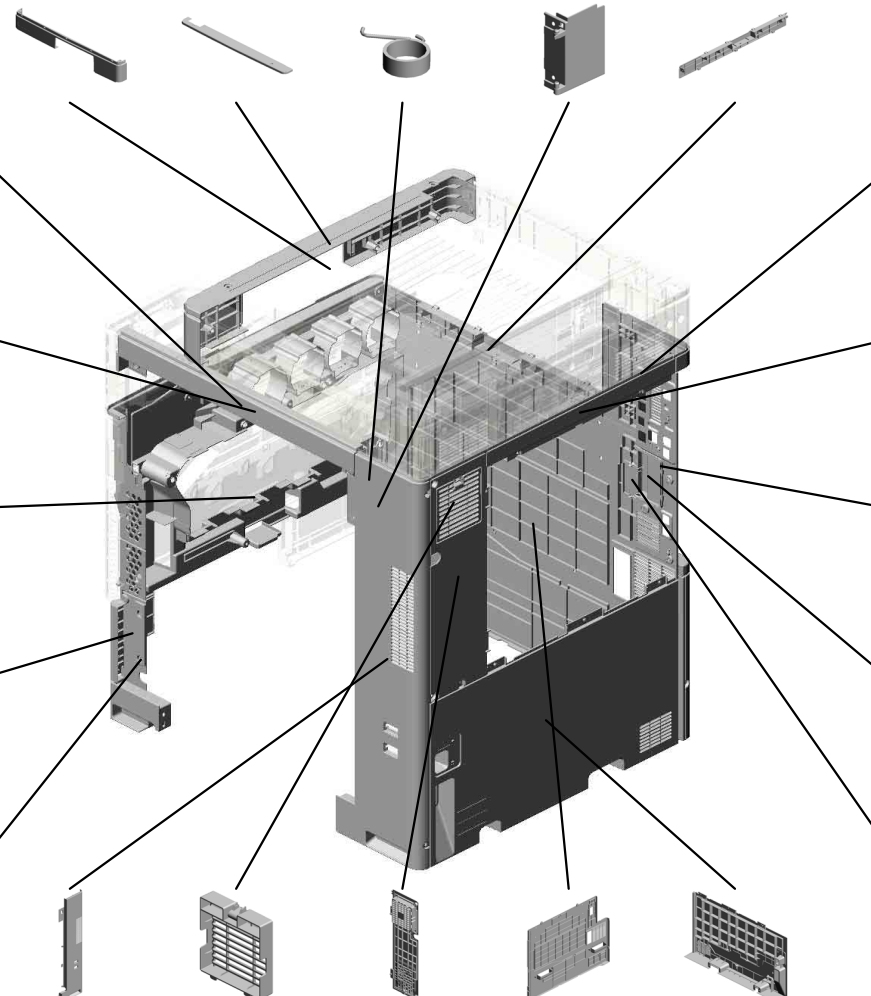
- 33.D1501267 [D] COVER:RIGHT:UPPER 201407-03 X/O

- 35.D1491276 [G] INNER COVER:TONER BOTTLE:C1D 201407-05 X/O

- 36.D1491273 INNER COVER:FRONT:LOWER

- 38.D1491275 INNER COVER:FRONT:RIGHT LOWER

- 32.D1491266 COVER:RIGHT:FRONT LOWER



- 24.D1491252 COVER:LEFT:UPPER:REAR

- 29.D1491261 COVER:REAR:UPPER

- 25.D1491255 COVER:LEFT:INTERFACE

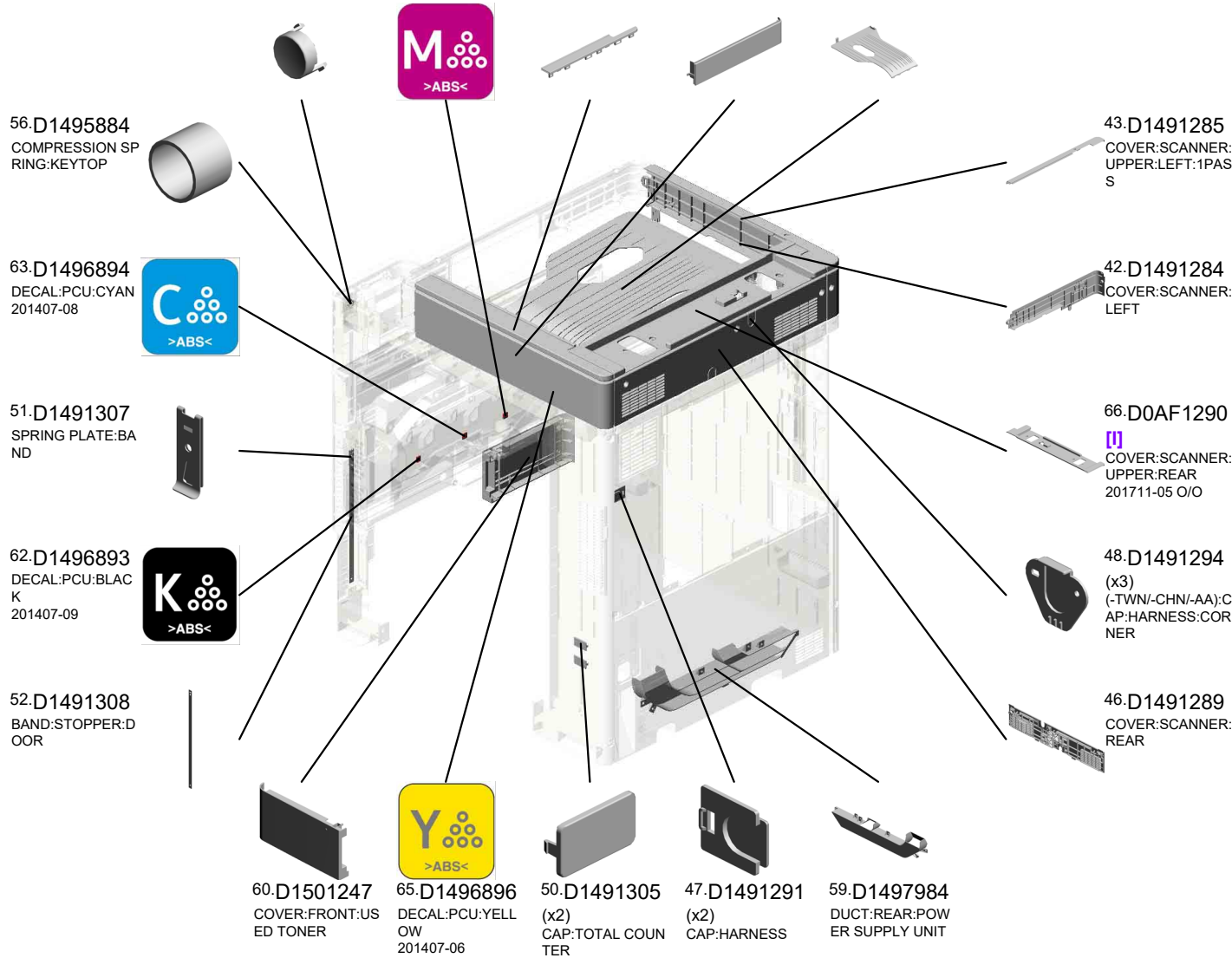
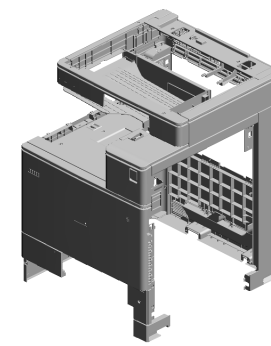
- 26.D1491256 CAP:COVER:INTERFACE

- 27.D1491257 CAP:34X55

- 31.D1491265 COVER:RIGHT:REAR
- 30.D1491263 CAP:LOUVER:DEODORIZE FILTER
- 34.D1491269 COVER:REAR:RIGHT UPPER
- 22.D1501250 [E] COVER:LEFT 201507-12 X/O
- 28.D1491260 COVER:REAR:LOWER

# U001 EXTERIOR

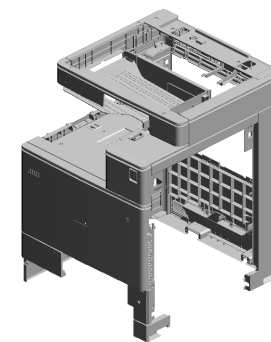
55.D1495883 KEYTOP:MAIN SWITCH  
 64.D1496895 DECAL:PCU:MAGENTA  
 201407-07  
 45.D1491288 COVER:SCANNER:UPPER:RIGHT  
 44.D1491287 COVER:SCANNER:UPPER:RIGHT  
 54.D1494492 TRAY:REVERSE




 <b>D1491231</b> <b>[B]</b> COVER:UPPER:FRONT 201701-01 X/O	 <b>D1491235</b> <b>[C]</b> COVER:UPPER:INNER BACK:BIN 201602-05 O/O
 <b>D1491244</b> <b>[A]</b> COVER:FRONT:RIGHT UPPER 201501-01 X/O	 <b>D1491250</b> <b>[E]</b> COVER:LEFT 201507-12 X/O
 <b>D1491251</b> <b>[F]</b> COVER:LEFT:UPPER 201606-01 O/O	 <b>D1491267</b> <b>[D]</b> COVER:RIGHT:UPPER 201407-03 X/O
 <b>D1491271</b> <b>[G]</b> INNER COVER:TONER BOTTLE:C1D 201407-05 X/O	 <b>D1491282</b> <b>[H]</b> COVER:SCANNER:UPPER:FRONT 201510-02 O/O



U001  
EXTERIOR



D1501290

 COVER:SCANNER:  
UPPER:REAR  
201711-05 O/O

U001	U002	U003	U004	U005	U006	U007	U008	U009	U010	U011	U012	U013	U014	U015	U016	U017	U018
------	------	------	------	------	------	------	------	------	------	------	------	------	------	------	------	------	------

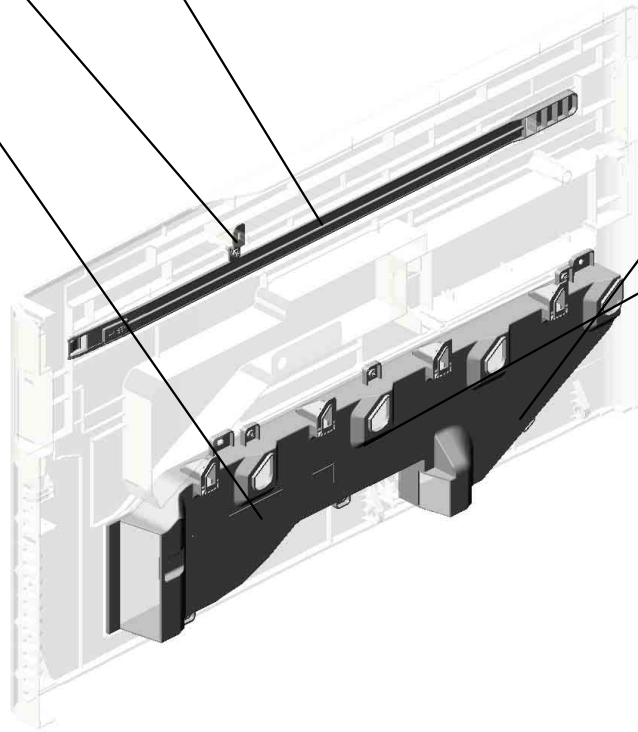
U001\_S001  
COVER:FRONT:ASS'Y

67.D2411309  
MAGNET CATCH  
201801-01 X/O

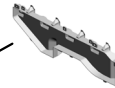
49.D1491302  
CLEANER:SHIELD  
GLASS:ASS'Y

9.D1481240  
COVER:FRONT:AS  
SY

57.D1496859  
DECAL:CLEANING:  
SHIELD GLASS



3.04583008N  
(x7)  
HEXAGON HEAD T  
APPING SCREW:3  
X8



58.D1497911  
DUCT:DEVELOPM  
ENT:FRONT



U001	U002	U003	U004	U005	U006	U007	U008	U009	U010	U011	U012	U013	U014	U015	U016	U017	U018
------	------	------	------	------	------	------	------	------	------	------	------	------	------	------	------	------	------

# U002.OPERATION

U002 S003  
D1481422  
(-EU):OPERATION SUB-UNIT:  
ASS'Y

U002 S004  
D1481421  
(-NA/-AA):OPERATION SUB-  
UNIT:ASS'Y

U002 S005  
D1481421  
(-NA/-AA):OPERATION SUB-  
UNIT:ASS'Y

U002 S006  
D1491408  
(-CHN):OPERATION SUB-UNI  
T:ASS'Y

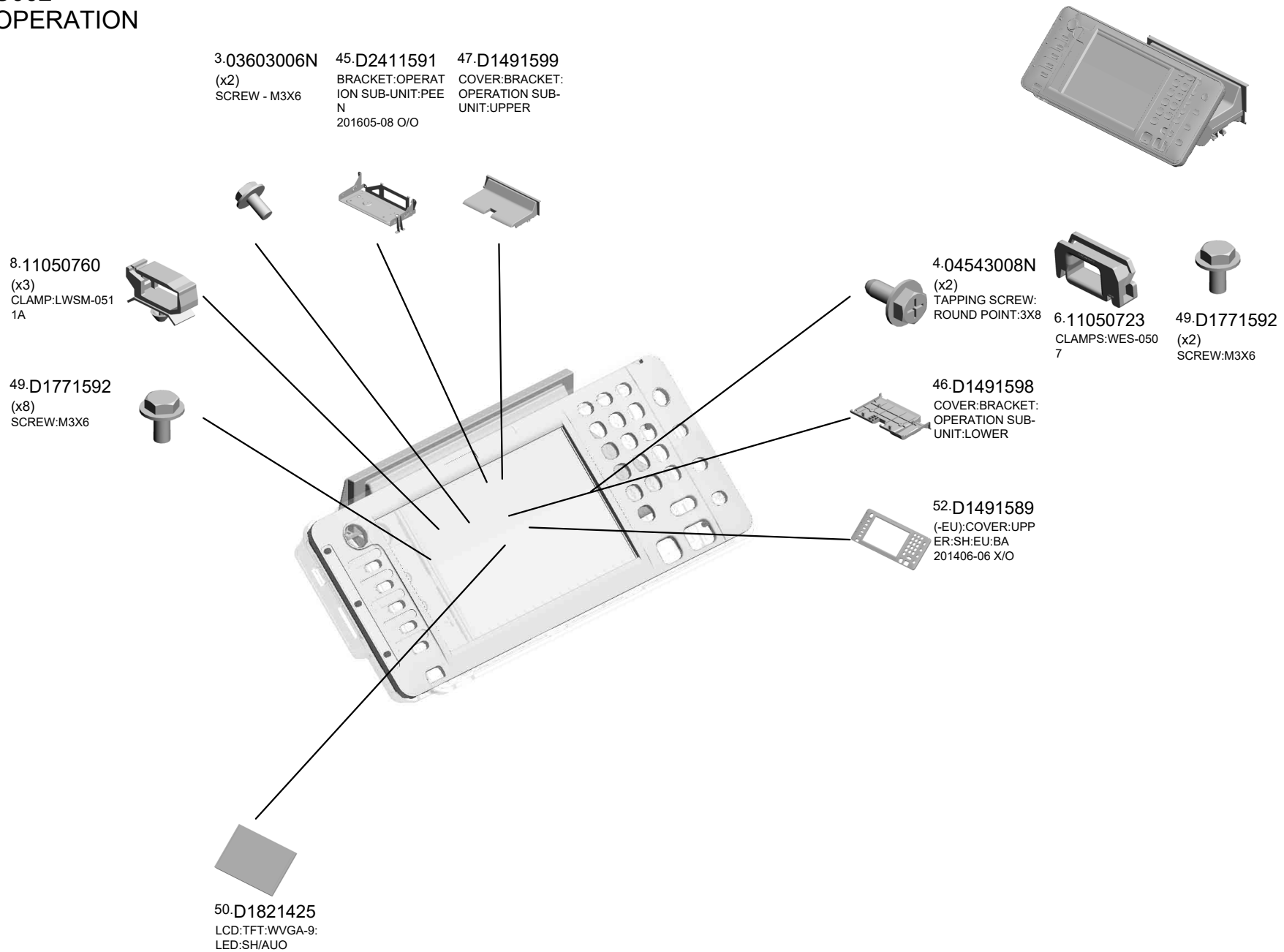
U002 S001  
D1481484  
(-CHN\_Smart Operation Panel  
Type M3):OPERATION SUB-U  
NIT:ASS'Y

U002 S002  
D1481485  
(-TWN\_Smart Operation Panel  
Type M3):OPERATION SUB-  
UNIT:ASS'Y

U002 S007  
D1491409  
(-TWN):OPERATION SUB-UN  
IT:ASS'Y

U001	<b>U002</b>	U003	U004	U005	U006	U007	U008	U009	U010	U011	U012	U013	U014	U015	U016	U017	U018
------	-------------	------	------	------	------	------	------	------	------	------	------	------	------	------	------	------	------

# U002 OPERATION



U001	<b>U002</b>	U003	U004	U005	U006	U007	U008	U009	U010	U011	U012	U013	U014	U015	U016	U017	U018
------	-------------	------	------	------	------	------	------	------	------	------	------	------	------	------	------	------	------

U002\_S001  
(-CHN\_Smart Operation Panel Type M3):OPERATION SUB-UNIT:ASS'Y

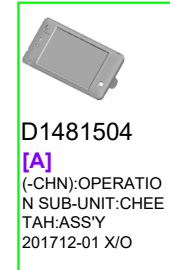


70.D1481484  
[A]  
(-CHN\_Smart Operation Panel Type M3):  
OPERATION SUB-UNIT:ASS'Y  
201712-01 X/O



**72.Note**

See 2D parts catalog for the components of the Smart Operation Panel Type M3



D1481504  
[A]  
(-CHN):OPERATION SUB-UNIT:CHEETAH:ASS'Y  
201712-01 X/O

U001	U002	U003	U004	U005	U006	U007	U008	U009	U010	U011	U012	U013	U014	U015	U016	U017	U018
------	------	------	------	------	------	------	------	------	------	------	------	------	------	------	------	------	------

U002\_S002  
(-TWN\_Smart Operation Panel Type M3):OPERATION SUB-UNIT:ASS'Y

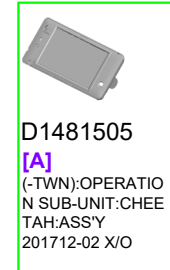


71:D1481485  
[A]  
(-TWN\_Smart Operation Panel Type M3):OPERATION SUB-UNIT:ASS'Y  
201712-02 X/O



**72.Note**

See 2D parts catalog for the components of the Smart Operation Panel Type M3



D1481505  
[A]  
(-TWN):OPERATION SUB-UNIT:CHEETAH:ASS'Y  
201712-02 X/O

U001	U002	U003	U004	U005	U006	U007	U008	U009	U010	U011	U012	U013	U014	U015	U016	U017	U018
------	------	------	------	------	------	------	------	------	------	------	------	------	------	------	------	------	------

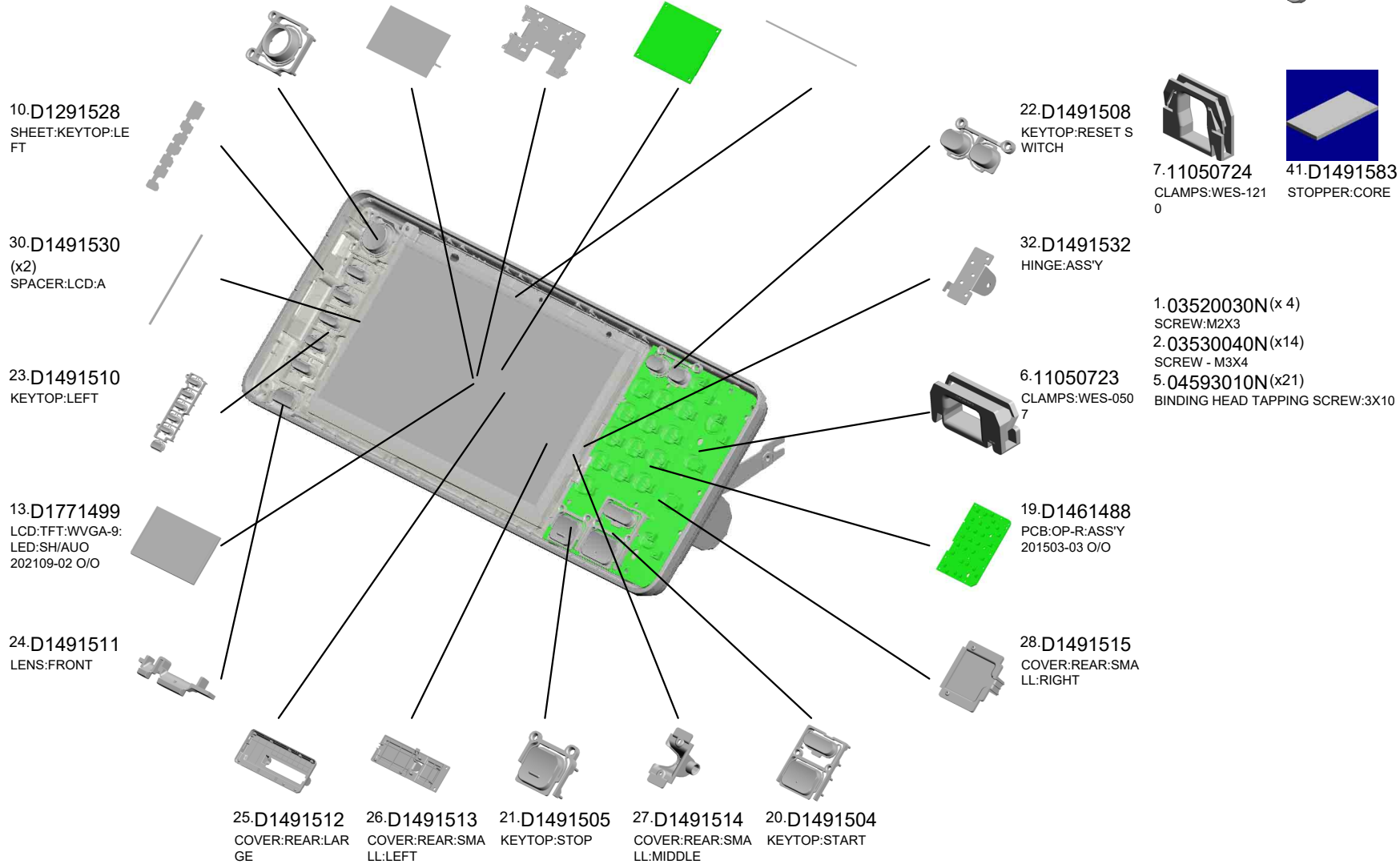
U002\_S003

(-EU):OPERATION SUB-UNIT:ASS'Y

- 9.D1291508 KEYTOP:HOME
- 14.D1491428 TOUCH PANEL:WVGA-9:MV 201510-05 O/O
- 29.D1491518 BRACKET:LCDC:CM
- 16.D1491455 (-TWN/-CHN/-EU):PCB:LCDC:AR2FT:ASS'Y
- 31.D1491531 (x2) SPACER:LCD:B



63.D1481422  
 [A]  
 (-EU):OPERATION SUB-UNIT:ASS'Y 202111-02 O/O



U001	U002	U003	U004	U005	U006	U007	U008	U009	U010	U011	U012	U013	U014	U015	U016	U017	U018
------	------	------	------	------	------	------	------	------	------	------	------	------	------	------	------	------	------

U002\_S003  
 (-EU):OPERATION SUB-UNIT:ASS'Y

44.D1491592 (-EU):COVER:UPP  
 ER:CM:BA  
 59.D1491430 CABLE:FFC:OP-L



63.D1481422  
 [A]  
 (-EU):OPERATION  
 SUB-UNIT:ASS'Y  
 202111-02 O/O

58.D1491469  
 PCB:OP-L:USB:AS  
 S'Y  
 201508-01 O/O



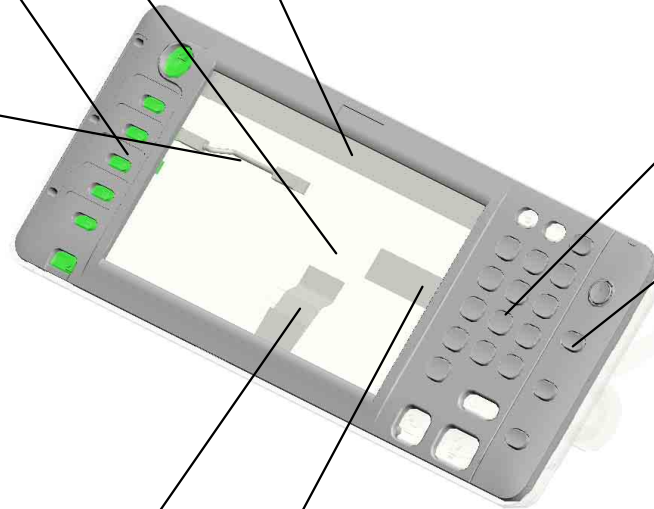
35.D1491538  
 (-TWN/-CHN/-EU):K  
 EYTOP:10KEY



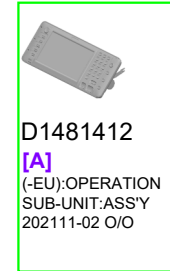
62.D1491434  
 CABLE:LCDC:USB  
 201512-05



42.D1491588  
 KEYTOP:POWER S  
 OURCE:BA



61.D1821432 CABLE:FFC:LCD  
 60.D1491431 CABLE:FFC:OP-R



D1481412  
 [A]  
 (-EU):OPERATION  
 SUB-UNIT:ASS'Y  
 202111-02 O/O



U002\_S004

(-NA/-AA):OPERATION SUB-UNIT:ASS'Y

9.D1291508  
KEYTOP:HOME

14.D1491428  
TOUCH PANEL:WV  
GA-9:MV  
201510-05 O/O

13.D1771499  
LCD:TFT:WVGA-9:  
LED:SH/AUO  
202109-02 O/O

29.D1491518  
BRACKET:LCDC:C  
M

17.D1491456  
(-NA/-AA):PCB:LCD  
C:AR2FT\_NA:ASS'  
Y



64.D1481421  
[A]  
(-NA/-AA):OPERATI  
ON SUB-UNIT:ASS'  
Y  
201602-08 O/O

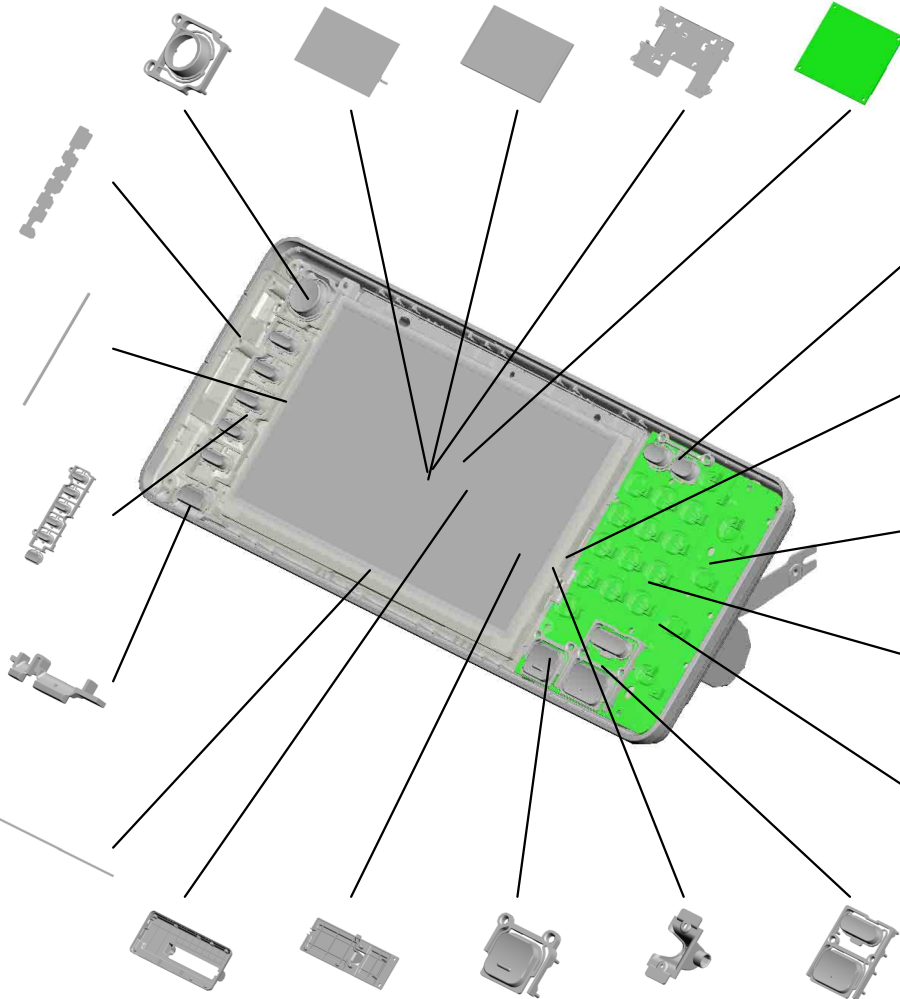
10.D1291528  
SHEET:KEYTOP:LE  
FT

30.D1491530  
(x2)  
SPACER:LCD:A

23.D1491510  
KEYTOP:LEFT

24.D1491511  
LENS:FRONT

31.D1491531  
(x2)  
SPACER:LCD:B



25.D1491512  
COVER:REAR:LAR  
GE


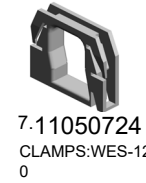
26.D1491513  
COVER:REAR:SMA  
LL:LEFT

21.D1491505  
KEYTOP:STOP

27.D1491514  
COVER:REAR:SMA  
LL:MIDDLE

20.D1491504  
KEYTOP:START

22.D1491508  
KEYTOP:RESET S  
WITCH



41.D1491583  
STOPPER:CORE

32.D1491532  
HINGE:ASS'Y

6.11050723  
CLAMPS:WES-050  
7

19.D1461488  
PCB:OP-R:ASS'Y  
201503-03 O/O

28.D1491515  
COVER:REAR:SMA  
LL:RIGHT

- 1. 03520030N(x 4)  
SCREW:M2X3
- 2. 03530040N(x14)  
SCREW - M3X4
- 5. 04593010N(x21)  
BINDING HEAD TAPPING SCREW:3X10

U002\_S004  
 (-NA/-AA):OPERATION SUB-UNIT:ASS'Y

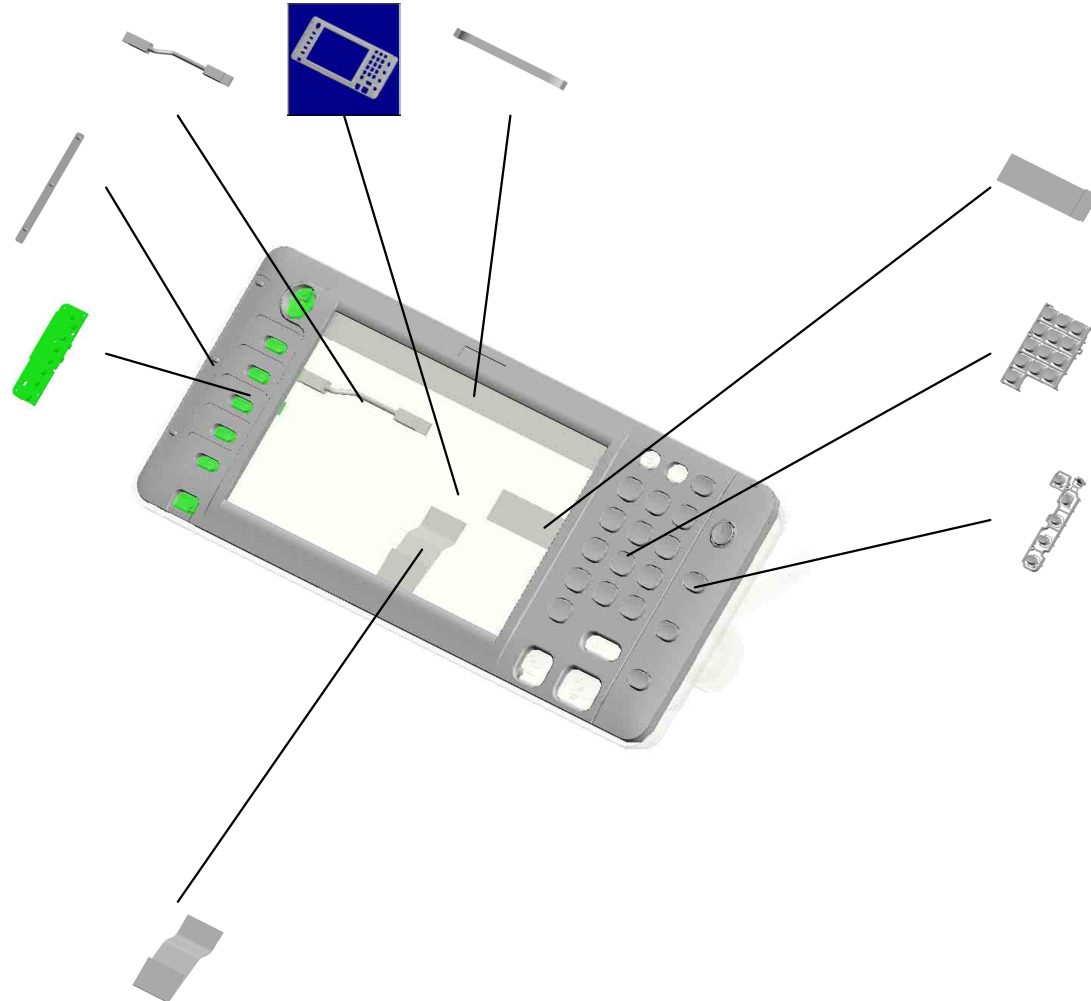
62.D1491434 34.D1491534 59.D1491430  
 CABLE:LCDC:USB (-NA/-AA):COVER:U CABLE:FFC:OP-L  
 201512-05 PPER:CM



64.D1481421  
 [A]  
 (-NA/-AA):OPERATI  
 ON SUB-UNIT:ASS'  
 Y  
 201602-08 O/O

65.D1491540  
 (-NA/-AA):SHEET:J  
 OURNAL  
 201603-04

58.D1491469  
 PCB:OP-L:USB:AS  
 SY  
 201508-01 O/O



61.D1821432  
 CABLE:FFC:LCD

60.D1491431  
 CABLE:FFC:OP-R

36.D1491539  
 (-NA/-AA):KEYTOP:  
 10KEY

42.D1491588  
 KEYTOP:POWER S  
 OURCE:BA



D1491406  
 [A]  
 (-NA/-AA):OPERATI  
 ON SUB-UNIT:ASS'  
 Y  
 201602-08 O/O

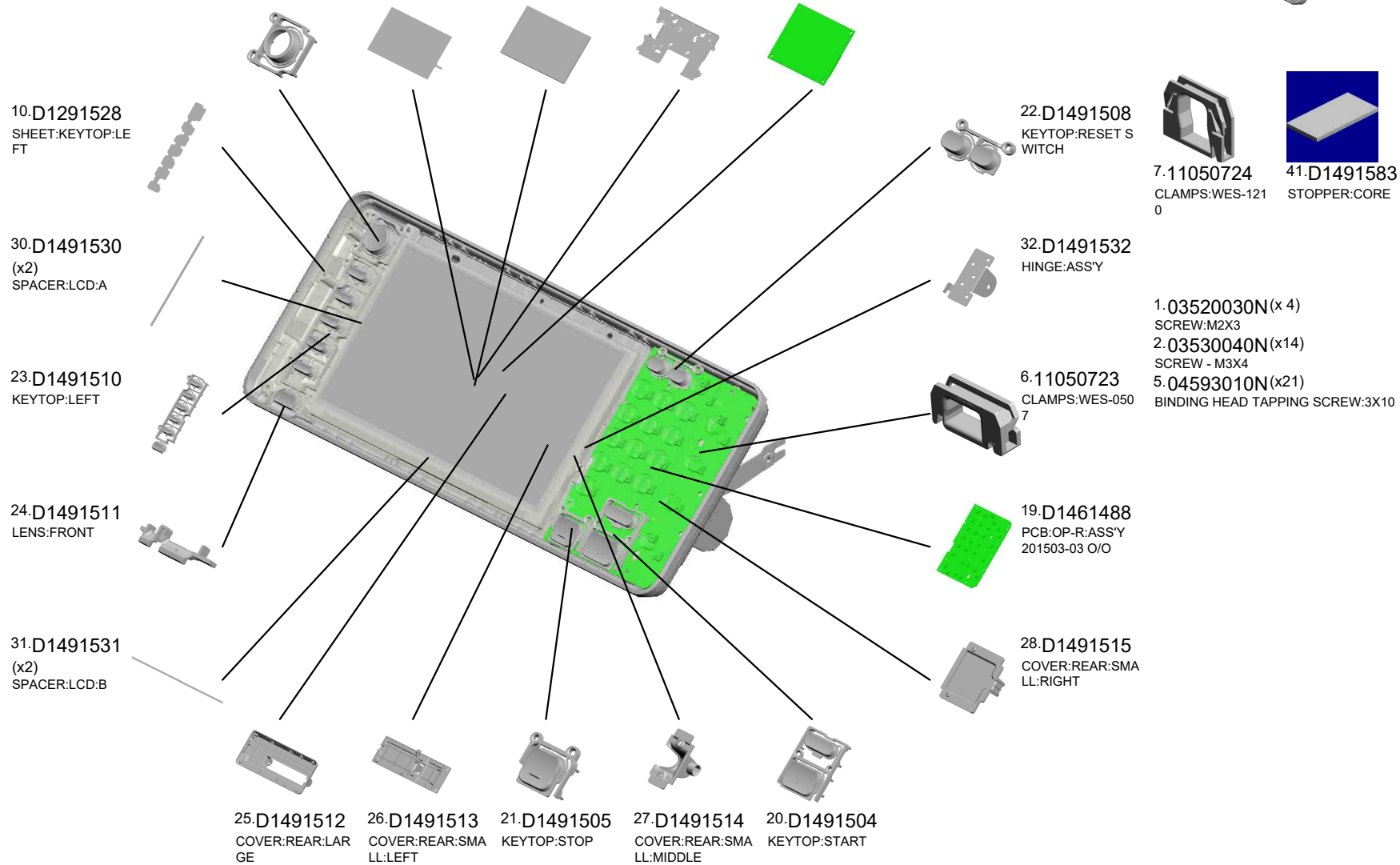
U002\_S005

(-NA/-AA):OPERATION SUB-UNIT:ASS'Y

- 9.D1291508 KEYTOP:HOME
- 14.D1491428 TOUCH PANEL:WVGA-9:MV 201510-05 O/O
- 13.D1771499 LCD:TFT:WVGA-9:LED:SH/AUO 202109-02 O/O
- 29.D1491518 BRACKET:LCDC:CM
- 17.D1491456 (-NA/-AA):PCB:LCD C:AR2FT\_NA:ASS'Y



- 64.D1481421 [A] (-NA/-AA):OPERATION SUB-UNIT:ASS'Y 201602-08 O/O



U002\_S005  
 (-NA/-AA):OPERATION SUB-UNIT:ASS'Y

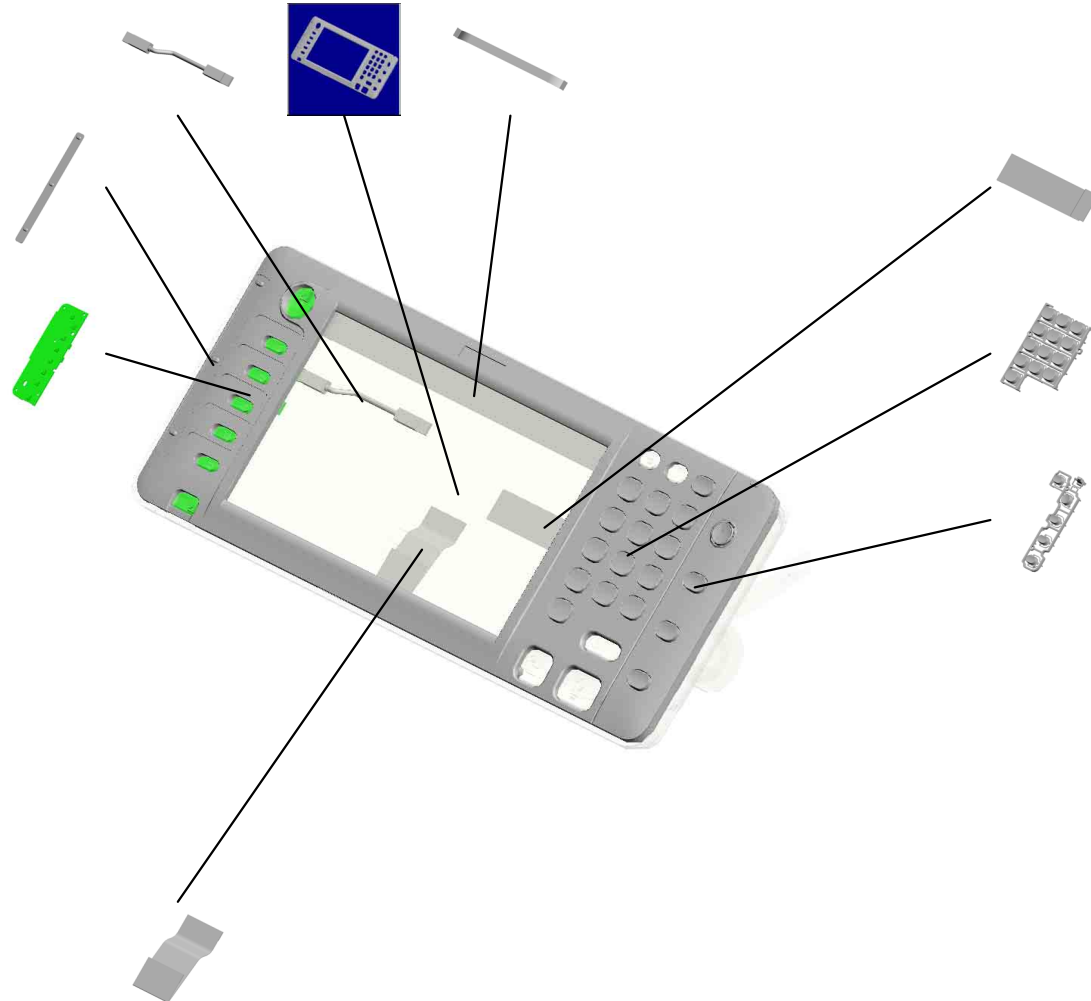
62.D1491434 CABLE:LCDC:USB  
 201512-05  
 34.D1491534 (-NA/-AA):COVER:U  
 PPER:CM  
 59.D1491430 CABLE:FFC:OP-L



64.D1481421  
 [A]  
 (-NA/-AA):OPERATI  
 ON SUB-UNIT:ASS'  
 Y  
 201602-08 O/O

65.D1491540  
 (-NA/-AA):SHEET:J  
 OURNAL  
 201603-04

58.D1491469  
 PCB:OP-L:USB:AS  
 SY  
 201508-01 O/O

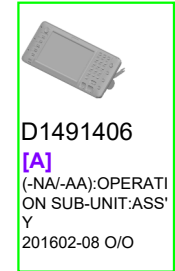


61.D1821432  
 CABLE:FFC:LCD

60.D1491431  
 CABLE:FFC:OP-R

36.D1491539  
 (-NA/-AA):KEYTOP:  
 10KEY

42.D1491588  
 KEYTOP:POWER S  
 OURCE:BA



D1491406  
 [A]  
 (-NA/-AA):OPERATI  
 ON SUB-UNIT:ASS'  
 Y  
 201602-08 O/O

U002\_S006

(-CHN):OPERATION SUB-UNIT:ASS'Y

9.D1291508  
KEYTOP:HOME

14.D1491428  
TOUCH PANEL:WV  
GA-9:MV  
201510-05 O/O

13.D1771499  
LCD:TFT:WVGA-9:  
LED:SH/AUO  
202109-02 O/O

29.D1491518  
BRACKET:LCDC:C  
M

16.D1491455  
(-TWN/-CHN/-EU):P  
CB:LCDC:AR2FT:A  
SS'Y



57.D1491408  
(-CHN):OPERATIO  
N SUB-UNIT:ASS'Y

10.D1291528  
SHEET:KEYTOP:LE  
FT

30.D1491530  
(x2)  
SPACER:LCD:A

23.D1491510  
KEYTOP:LEFT

24.D1491511  
LENS:FRONT

31.D1491531  
(x2)  
SPACER:LCD:B

25.D1491512  
COVER:REAR:LAR  
GE

26.D1491513  
COVER:REAR:SMA  
LL:LEFT

21.D1491505  
KEYTOP:STOP

27.D1491514  
COVER:REAR:SMA  
LL:MIDDLE

20.D1491504  
KEYTOP:START

22.D1491508  
KEYTOP:RESET S  
WITCH

7.11050724  
CLAMPS:WES-121  
0

41.D1491583  
STOPPER:CORE

32.D1491532  
HINGE:ASS'Y

6.11050723  
CLAMPS:WES-050  
7

19.D1461488  
PCB:OP-R:ASS'Y  
201503-03 O/O

28.D1491515  
COVER:REAR:SMA  
LL:RIGHT

- 1. 03520030N(x 4)  
SCREW:M2X3
- 2. 03530040N(x14)  
SCREW - M3X4
- 5. 04593010N(x21)  
BINDING HEAD TAPPING SCREW:3X10

U002\_S006  
 (-CHN):OPERATION SUB-UNIT:ASS'Y

38.D1491556 59.D1491430  
 (-CHN):COVER:UP CABLE:FFC:OP-L  
 PER:CM

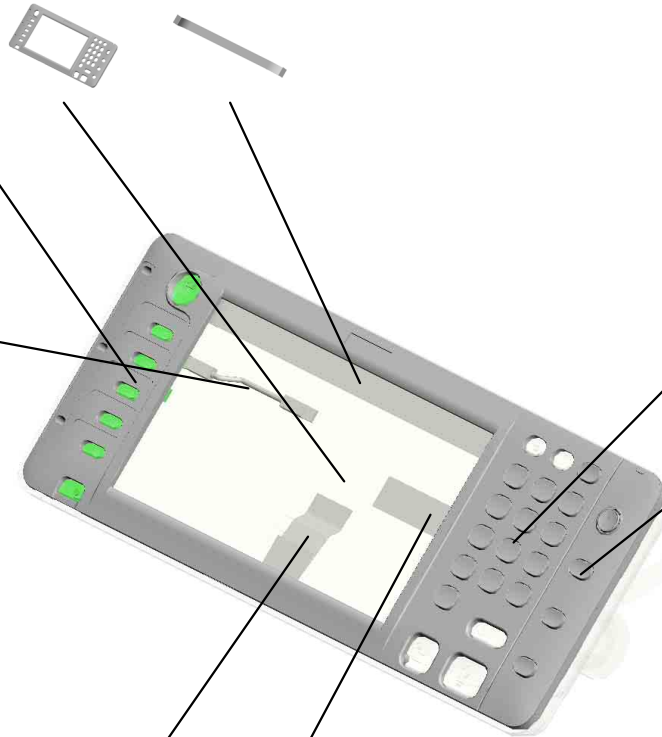


57.D1491408  
 (-CHN):OPERATIO  
 N SUB-UNIT:ASS'Y

58.D1491469  
 PCB:OP-L:USB:AS  
 S'Y  
 201508-01 O/O



62.D1491434  
 CABLE:LCDC:USB  
 201512-05



35.D1491538  
 (-TWN/-CHN-EU):K  
 EYTOP:10KEY



42.D1491588  
 KEYTOP:POWER S  
 OURCE:BA



61.D1821432  
 CABLE:FFC:LCD



60.D1491431  
 CABLE:FFC:OP-R



U001	<b>U002</b>	U003	U004	U005	U006	U007	U008	U009	U010	U011	U012	U013	U014	U015	U016	U017	U018
------	-------------	------	------	------	------	------	------	------	------	------	------	------	------	------	------	------	------

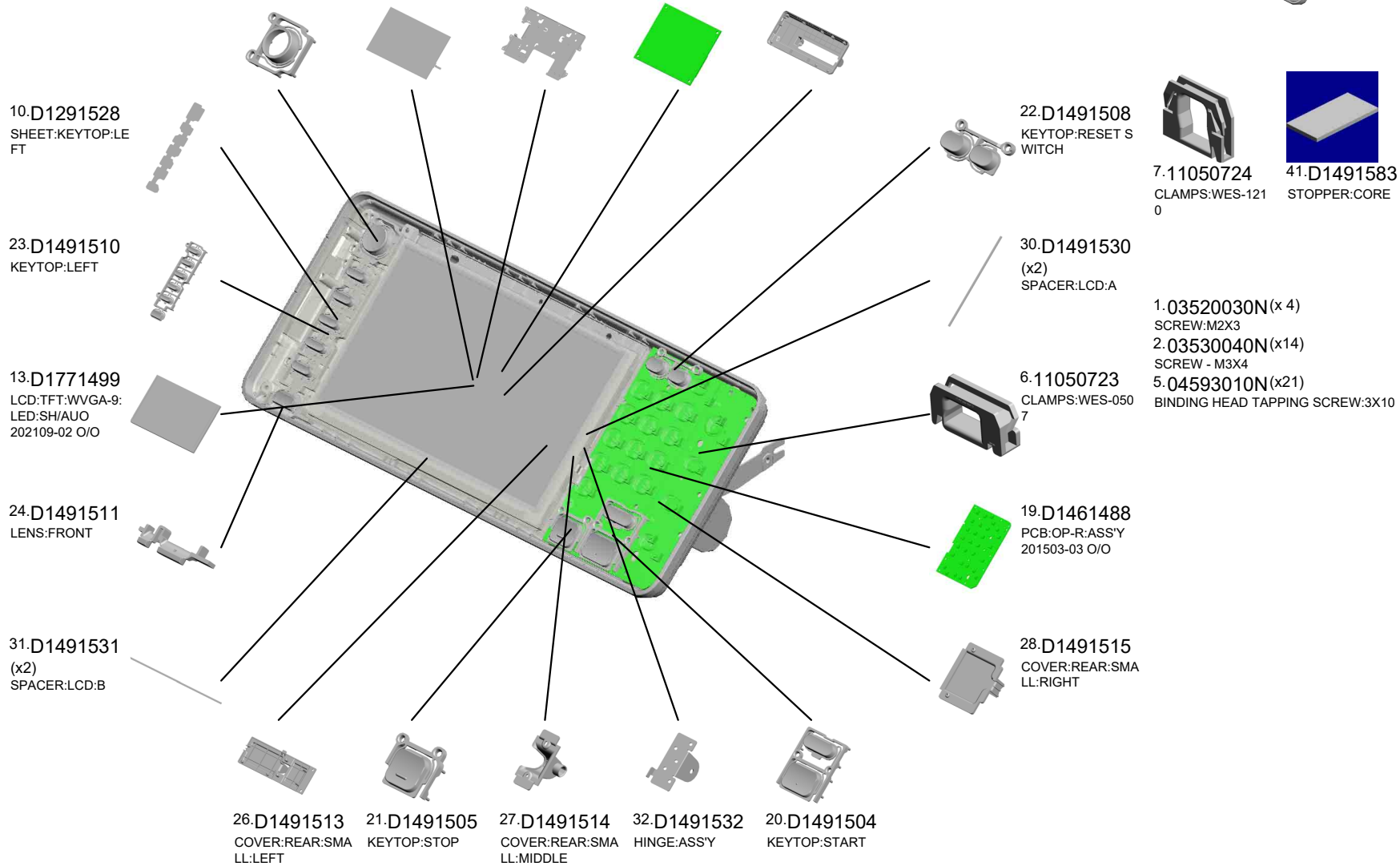
U002\_S007

(-TWN):OPERATION SUB-UNIT:ASS'Y

- 9.D1291508 KEYTOP:HOME
- 14.D1491428 TOUCH PANEL:WVGA-9:MV 201510-05 O/O
- 29.D1491518 BRACKET:LCDC:CM
- 16.D1491455 (-TWN/-CHN/-EU):PCB:LCDC:AR2FT:ASS'Y
- 25.D1491512 COVER:REAR:LARGE



- 53.D1491409 (-TWN):OPERATION SUB-UNIT:ASS'Y



U002\_S007  
 (-TWN):OPERATION SUB-UNIT:ASS'Y

38.D1491556 59.D1491430  
 (-CHN):COVER:UP CABLE:FFC:OP-L  
 PER:CM

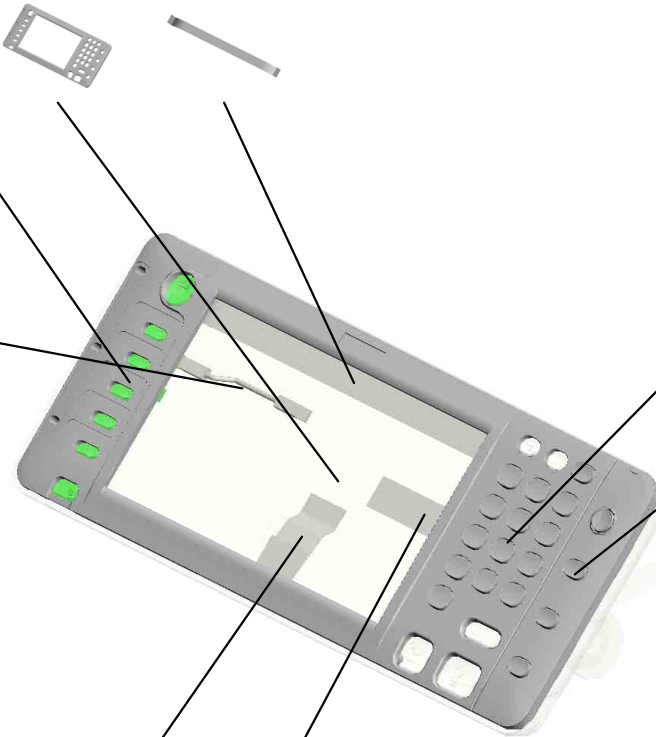


53.D1491409  
 (-TWN):OPERATIO  
 N SUB-UNIT:ASS'Y

58.D1491469  
 PCB:OP-L:USB:AS  
 S'Y  
 201508-01 O/O



62.D1491434  
 CABLE:LCDC:USB  
 201512-05



35.D1491538  
 (-TWN/-CHN-EU):K  
 EYTOP:10KEY



42.D1491588  
 KEYTOP:POWER S  
 OURCE:BA



61.D1821432  
 CABLE:FFC:LCD



60.D1491431  
 CABLE:FFC:OP-R

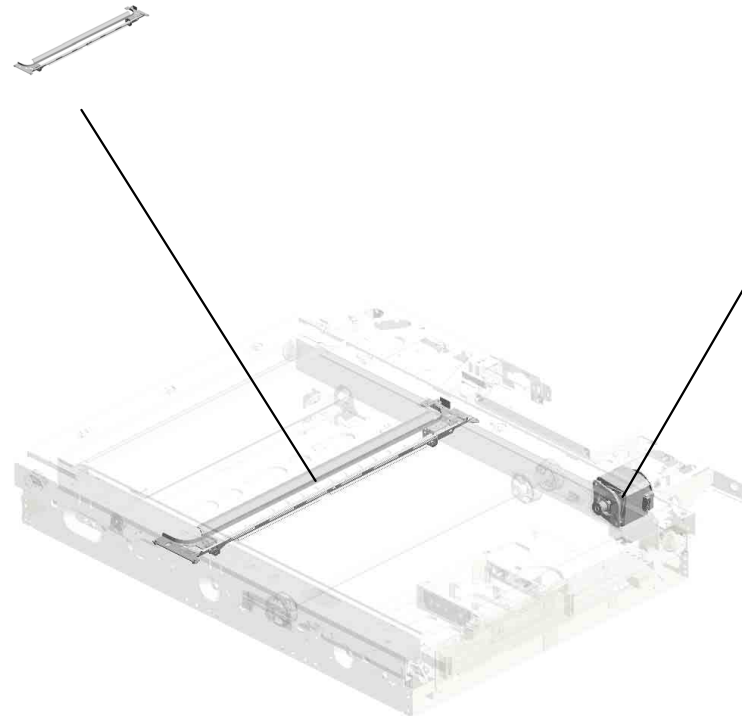


U001	U002	U003	U004	U005	U006	U007	U008	U009	U010	U011	U012	U013	U014	U015	U016	U017	U018
------	------	------	------	------	------	------	------	------	------	------	------	------	------	------	------	------	------



# U003.SCANNER

U003 S002  
D1491730  
CARRIAGE:NO.1:ASS'Y




U003 S001  
D1491703  
DC STEPPER MOTOR

U001	U002	U003	U004	U005	U006	U007	U008	U009	U010	U011	U012	U013	U014	U015	U016	U017	U018
------	------	------	------	------	------	------	------	------	------	------	------	------	------	------	------	------	------

# U003 SCANNER

- 23.AW020214 PHOTOINTERRUPTOR:LG248NL1A
- 19.AA143537 (x6) SCREW:M3:BLACK
- 7.07200040E (x2) RETAINING RING - M4
- 10.11050758 (x2) CLAMP:LWSM-030 6A
- 22.AW020249 PHOTOINTERRUPTOR:FLAT:PICH2M M:M4 201909-03 O/O



3.03530030N  
(x8)  
SCREW:M3X3

27.D2411727  
SHEET:GAP:ASS'Y  
201511-03 O/O

28.D1471805  
EXPOSURE GLASS  
:DOCUMENT FEED  
ER:APPLY

17.A2501752  
EXPOSURE GLASS

25.B2381807  
(x2)  
PULLEY

26.D0291749  
PULLEY:PROTECTI  
ON

5.03603006N  
(x21)  
SCREW - M3X6

24.B2381806  
(x4)  
IDLER PULLEY

21.AW010155  
(x2)  
ORIGINAL SENSO  
R:66MM:3.3V

18.AA082144  
(x2)  
BUSHING - 8X12X7

2.03140120N  
SCREW - M4X12

10.11050758  
(x4)  
CLAMP:LWSM-030  
6A

11.11050759  
CLAMP:LWSM-060  
5A

4.03530060N  
(x4)  
BIND SCREW - M3  
X6

9.11050724  
CLAMPS:WES-121  
0

12.11050762  
(x2)  
CLAMP:LWS-0711A

68.08046123  
(x2)  
HEXAGONAL BOLT  
:W/WASHER:M3X8

8.11050517  
HARNESS CLAMP -  
LWS-2111Z  
201411-02 O/O

5.03603006N (x 5)  
SCREW - M3X6  
6.04543006Q (x11)  
TAPPING SCREW - M3X6

1.03130060N  
(x2)  
SCREW - M3X6

# U003 SCANNER

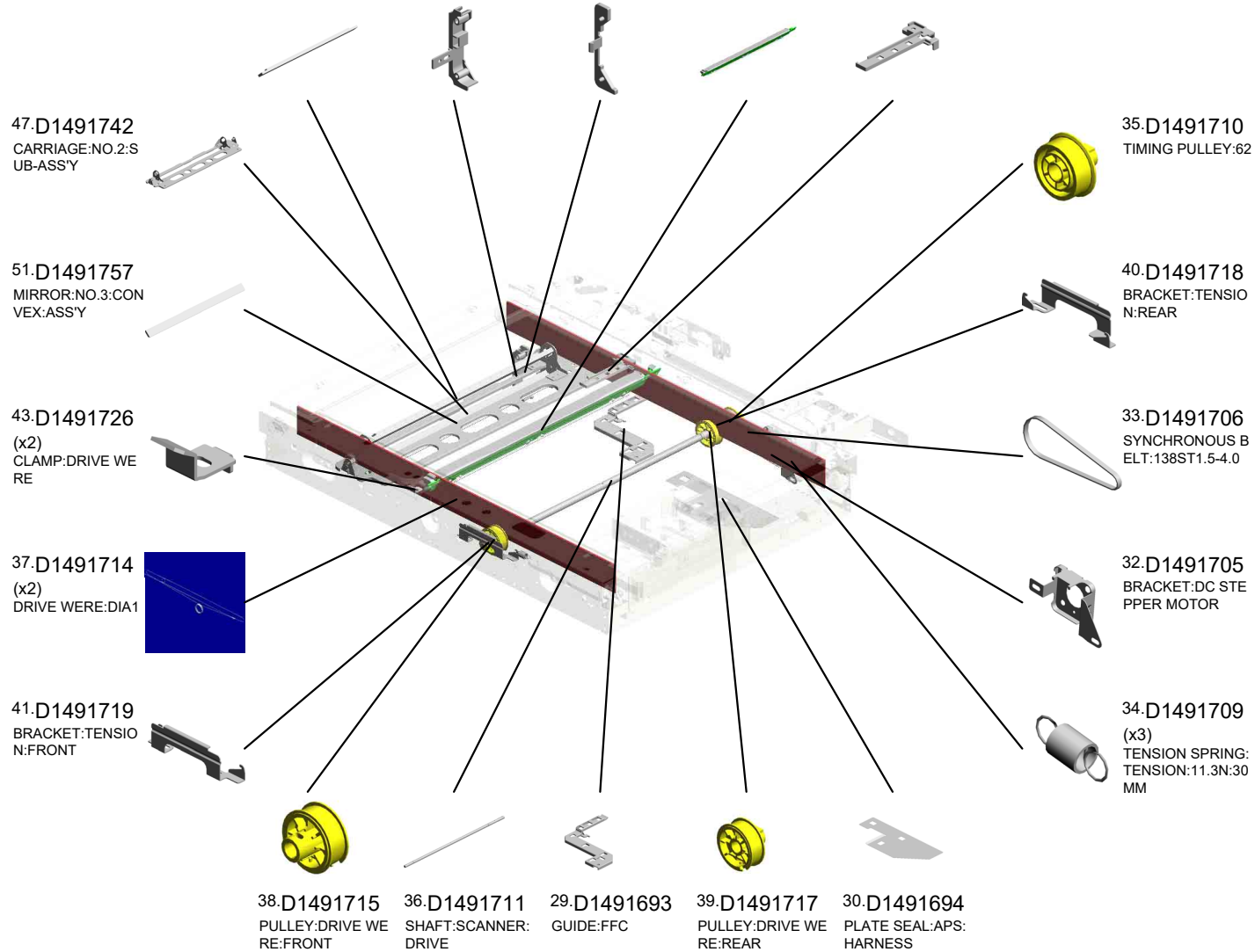

50.D1491756 MIRROR:NO.2:CON  
CAVE:ASSY

48.D1491754 GUIDE:FFC:CARRI  
AGE:NO.2

49.D1491755 COVER:FFC:CARRI  
AGE:NO.2

42.D1491721 ILLUMINATION UNI  
T:LED-B:ASSY

44.D1491728 GUIDE:HARNESS:L  
ED-B



U001	U002	U003	U004	U005	U006	U007	U008	U009	U010	U011	U012	U013	U014	U015	U016	U017	U018
------	------	------	------	------	------	------	------	------	------	------	------	------	------	------	------	------	------

# U003 SCANNER

- 54.D1491792 (x4) (-TWN/-CHN/-EU/-AA):SCALE:LEFT:ASS'Y
- 55.D1491793 (-NA):SCALE:LEFT:ASS'Y
- 61.D1491813 BRACKET:DOCUMENT FEEDER:LEFT
- 57.D1491799 SCALE:REAR:PRINTING
- 64.D1491816 DOCUMENT FEEDER:CABLE:BRACKET



56.D1491798 (x2) SEAL:SHEET THROUGH:DOCUMENT FEEDER

58.D1491800 COVER:SHEET THROUGH:DOCUMENT FEEDER

59.D1491801 BRACKET:SCALE:LEFT

69.08050106 (x2) RETAINING RINGS: SILENCER:DIA6



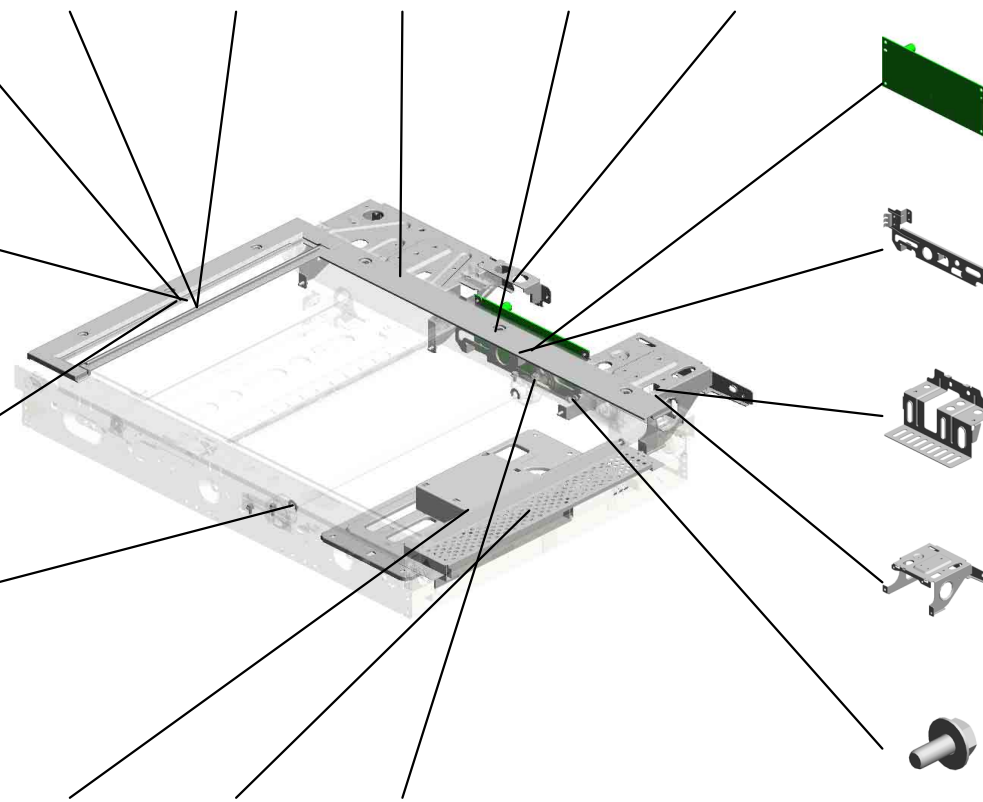
65.D1495138 PCB:SIO

60.D1491812 BRACKET:SIO

63.D1491815 COVER:MOTOR

62.D1491814 BRACKET:DOCUMENT FEEDER:RIGHT

68.08046123 (x12) HEXAGONAL BOLT:W/WASHER:M3X8



52.D1491771 LENS:HOLDER:ASS'Y


53.D1491780 INNER COVER

67.08025312 (x3) TAPPING SCREW:WASHER:3X10



U003\_S001  
DC STEPPER MOTOR

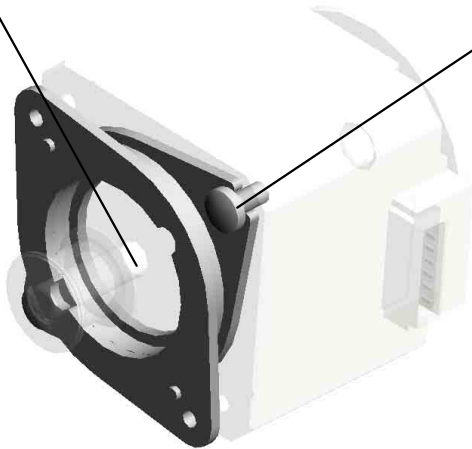
16.A2324666  
CUSHION - STEPPER MOTOR



31.D1491703  
DC STEPPER MOTOR





4.03530060N  
(x2)  
BIND SCREW - M3  
X6



U001	U002	U003	U004	U005	U006	U007	U008	U009	U010	U011	U012	U013	U014	U015	U016	U017	U018
------	------	------	------	------	------	------	------	------	------	------	------	------	------	------	------	------	------

U003\_S002  
CARRIAGE:NO.1:ASS'Y

46.D1491731 20.AC030169  
REFLECTOR:SCAN MIRROR:NO.1  
NER





66.M0261815  
(x2)  
CLAMP:MIRROR:NO.1

U001	U002	U003	U004	U005	U006	U007	U008	U009	U010	U011	U012	U013	U014	U015	U016	U017	U018
------	------	------	------	------	------	------	------	------	------	------	------	------	------	------	------	------	------


# U004.LASER UNIT

U004 S001  
D1491857  
OPTICAL WRITING SECTION  
:SERVICE PARTS:4LDA:ASS'  
Y



U001	U002	U003	U004	U005	U006	U007	U008	U009	U010	U011	U012	U013	U014	U015	U016	U017	U018
------	------	------	------	------	------	------	------	------	------	------	------	------	------	------	------	------	------

U004  
LASER UNIT




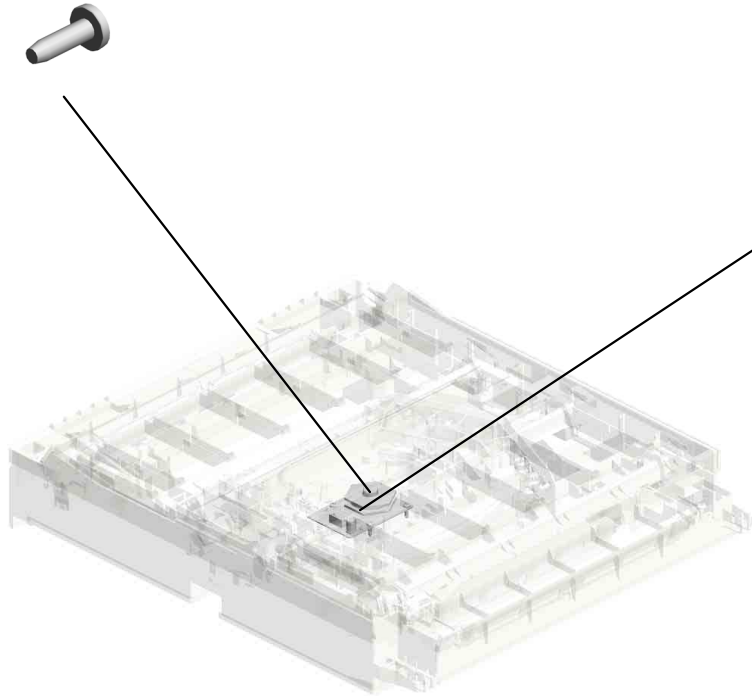
1.04543008Q(x 2)  
TAPPING SCREW:3X8

U001	U002	U003	U004	U005	U006	U007	U008	U009	U010	U011	U012	U013	U014	U015	U016	U017	U018
------	------	------	------	------	------	------	------	------	------	------	------	------	------	------	------	------	------




U004\_S001  
OPTICAL WRITING SECTION:SERVICE PARTS:4LDA:ASS'Y

2.04593010N  
(x4)  
BINDING HEAD TAPPING SCREW:3X10




8.D1491857  
[A]  
OPTICAL WRITING SECTION:SERVICE PARTS:4LDA:ASS'Y  
202106-02 O/O

6.AX060471  
DC POLYGON MIRROR MOTOR



3.11050488  
(x3)  
HARNESS CLAMP




4.11050759  
(x9)  
CLAMP:LWSM-060 5A



5.11050760  
(x2)  
CLAMP:LWSM-051 1A

2.04593010N(x 4)  
BINDING HEAD TAPPING SCREW:3X10



D1491856  
[A]  
OPTICAL WRITING SECTION:SERVICE PARTS:4LDA:ASS'Y  
202106-02 O/O

U001	U002	U003	U004	U005	U006	U007	U008	U009	U010	U011	U012	U013	U014	U015	U016	U017	U018
------	------	------	------	------	------	------	------	------	------	------	------	------	------	------	------	------	------

# U005.PAPER FEED

U005 S008  
D0BQ2805  
PAPER TRAY:NO.2:ASS'Y

U005 S009  
D0BQ2805  
PAPER TRAY:NO.2:ASS'Y

U005 S007  
D1492896  
PAPER TRAY:NO.1:ASS'Y

U005 S010  
D0BQ2805  
PAPER TRAY:NO.2:ASS'Y

U005 S002  
D0BQ2701  
(C4503/C5503):PAPER FEED  
UNIT:NO.1:ASS'Y

U005 S011  
D0BQ2805  
PAPER TRAY:NO.2:ASS'Y

U005 S004  
D1502709  
(C6003):PAPER FEED UNIT:N  
O.1:ASS'Y

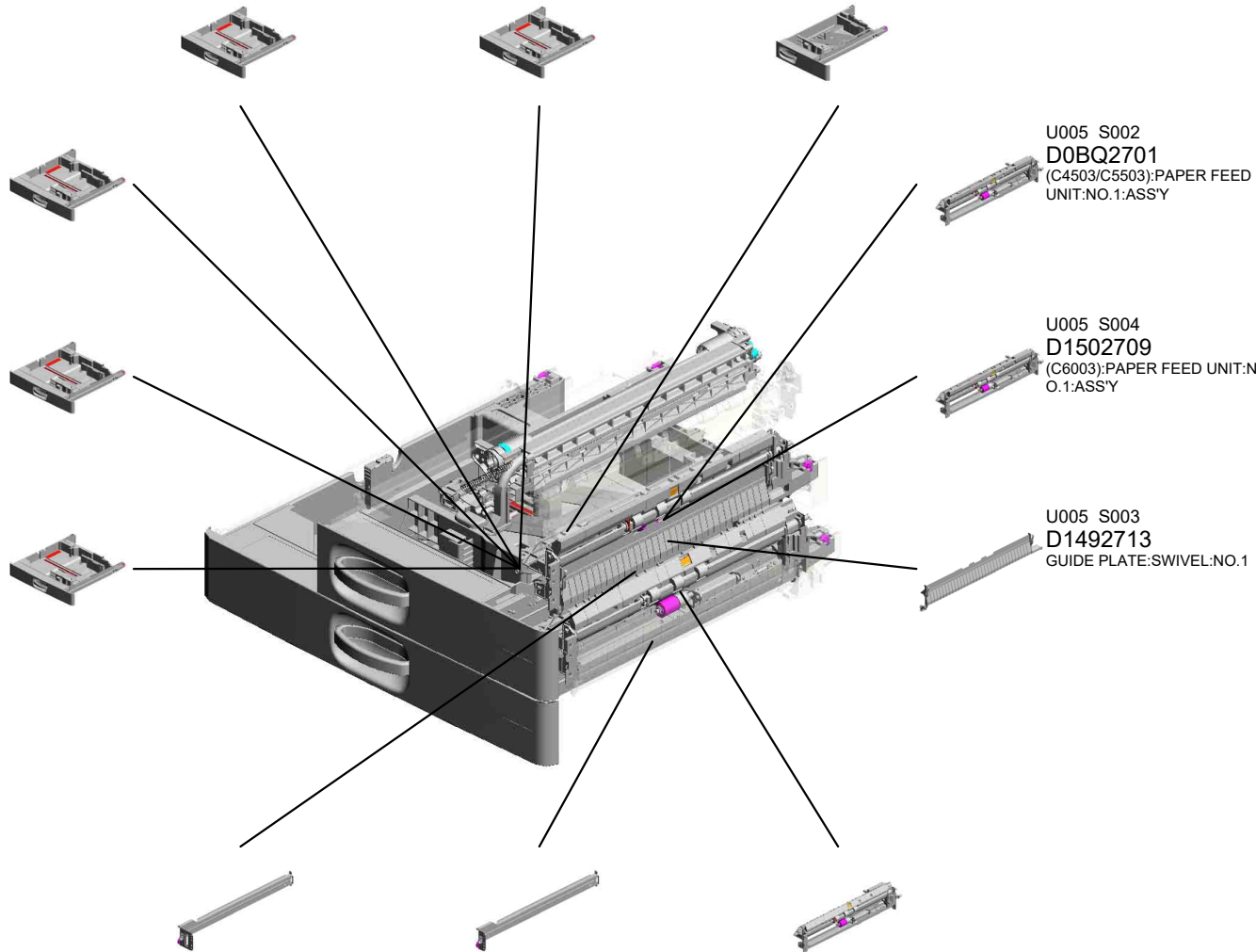
U005 S012  
D0BQ2805  
PAPER TRAY:NO.2:ASS'Y

U005 S003  
D1492713  
GUIDE PLATE:SWIVEL:NO.1

U005 S005  
D1492905  
SUPPORTER:RIGHT:NO.1:AS  
SY

U005 S006  
D1492903  
SUPPORTER:RIGHT:NO.2:AS  
SY


U005 S001  
D2412709  
PAPER FEED UNIT:NO.2:ASS  
'Y



U001	U002	U003	U004	U005	U006	U007	U008	U009	U010	U011	U012	U013	U014	U015	U016	U017	U018
------	------	------	------	------	------	------	------	------	------	------	------	------	------	------	------	------	------

# U005\_S004.(C6003):PAPER FEED UNIT:NO.1:ASS'Y

U005 S004 S001  
D1502759  
(C6003):TRANSPORT ROLLE  
R:VERTICAL TRANSPORT:A  
SS'Y



U005 S004 S002  
D1492716  
DC SOLENOID:PICKUP:NO.1:  
ASS'Y

U001	U002	U003	U004	U005	U006	U007	U008	U009	U010	U011	U012	U013	U014	U015	U016	U017	U018
------	------	------	------	------	------	------	------	------	------	------	------	------	------	------	------	------	------

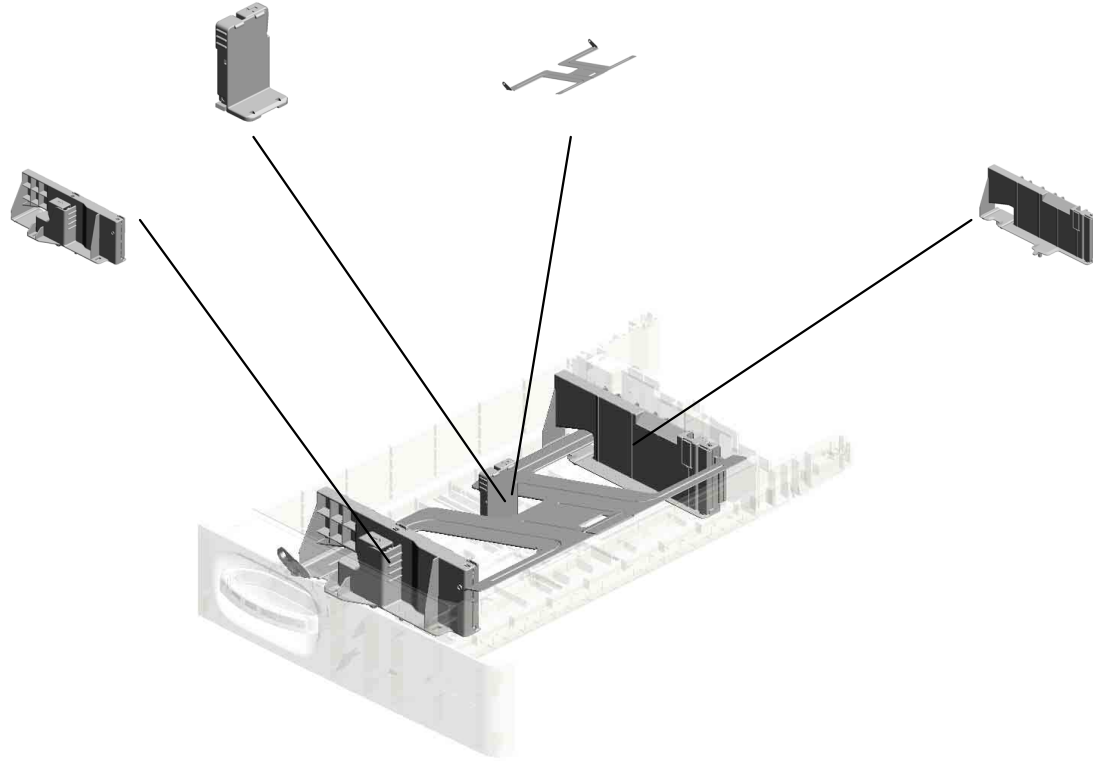
# U005\_S007.PAPER TRAY:NO.1:ASS'Y

U005 S007 S003  
D0BQ2840  
END FENCE:PAPER TRAY:A  
SS'Y

U005 S007 S004  
D0BQ2850  
TRAY BOTTOM PLATE:ASS'Y

U005 S007 S001  
D1492828  
SIDE FENCE:FRONT:NO.1:A  
SS'Y

U005 S007 S002  
D1492838  
SIDE FENCE:REAR:NO.1:AS  
S'Y



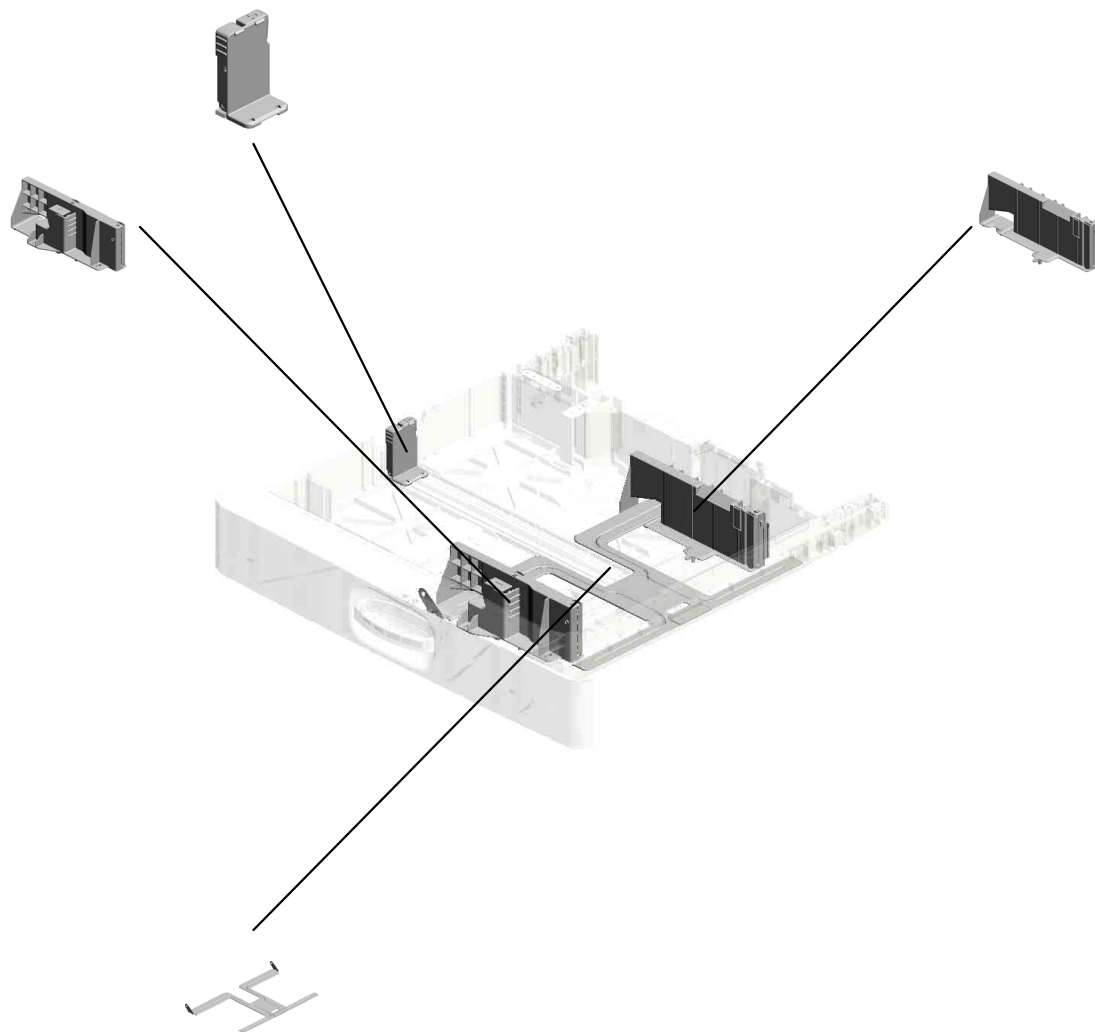
U001	U002	U003	U004	U005	U006	U007	U008	U009	U010	U011	U012	U013	U014	U015	U016	U017	U018
------	------	------	------	------	------	------	------	------	------	------	------	------	------	------	------	------	------

# U005\_S008.PAPER TRAY:NO.2:ASS'Y

U005 S008 S003  
D0BQ2840  
END FENCE:PAPER TRAY:A  
SS'Y

U005 S008 S001  
D2412875  
SIDE FENCE:FRONT:ASS'Y

U005 S008 S002  
D0BQ2880  
SIDE FENCE:REAR:ASS'Y



U005 S008 S004  
D0BQ2873  
TRAY BOTTOM PLATE:NO.2:  
ASS'Y

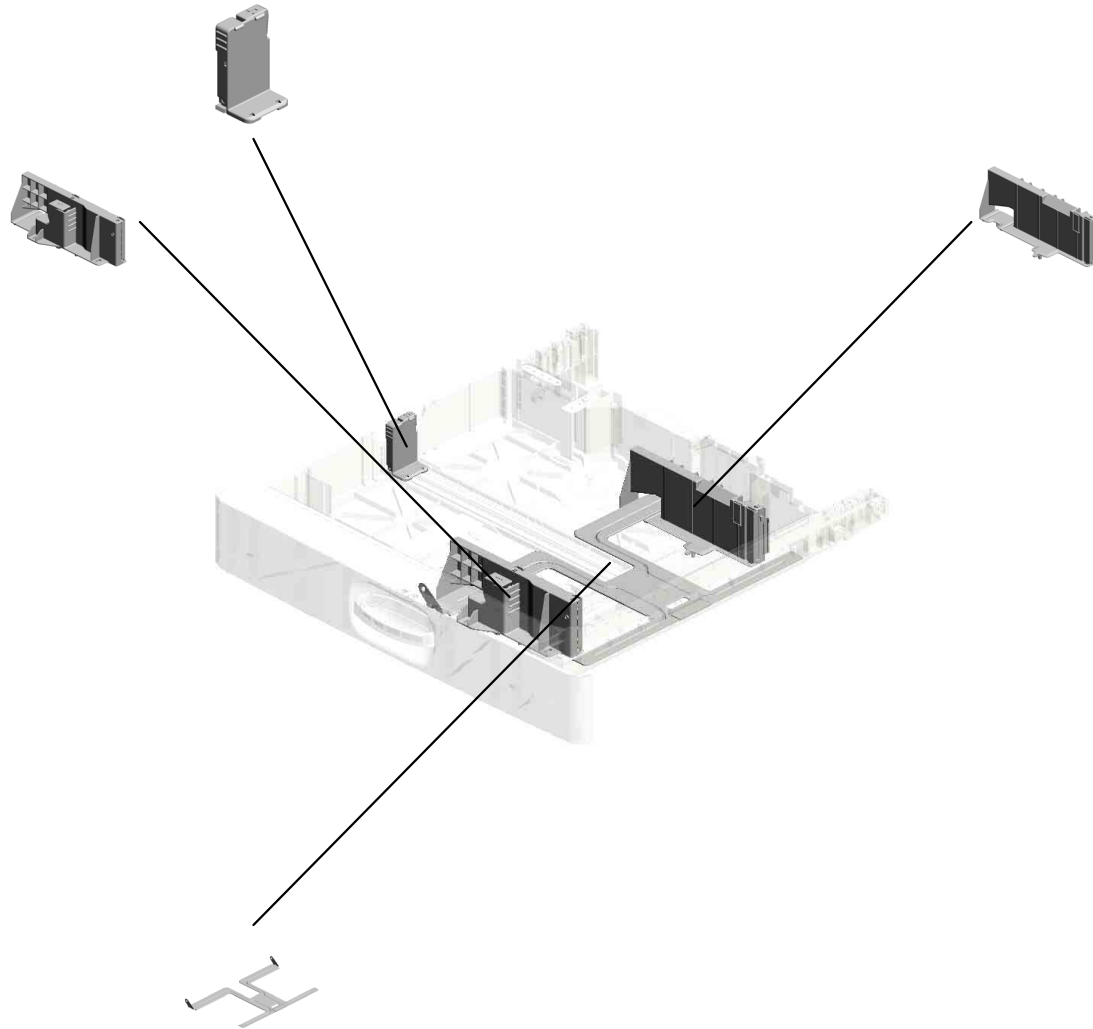
U001	U002	U003	U004	<b>U005</b>	U006	U007	U008	U009	U010	U011	U012	U013	U014	U015	U016	U017	U018
------	------	------	------	-------------	------	------	------	------	------	------	------	------	------	------	------	------	------

# U005\_S009.PAPER TRAY:NO.2:ASS'Y

U005 S009 S003  
D0BQ2840  
END FENCE:PAPER TRAY:A  
SS'Y

U005 S009 S001  
D2412875  
SIDE FENCE:FRONT:ASS'Y

U005 S009 S002  
D0BQ2880  
SIDE FENCE:REAR:ASS'Y



U005 S009 S004  
D0BQ2873  
TRAY BOTTOM PLATE:NO.2:  
ASS'Y

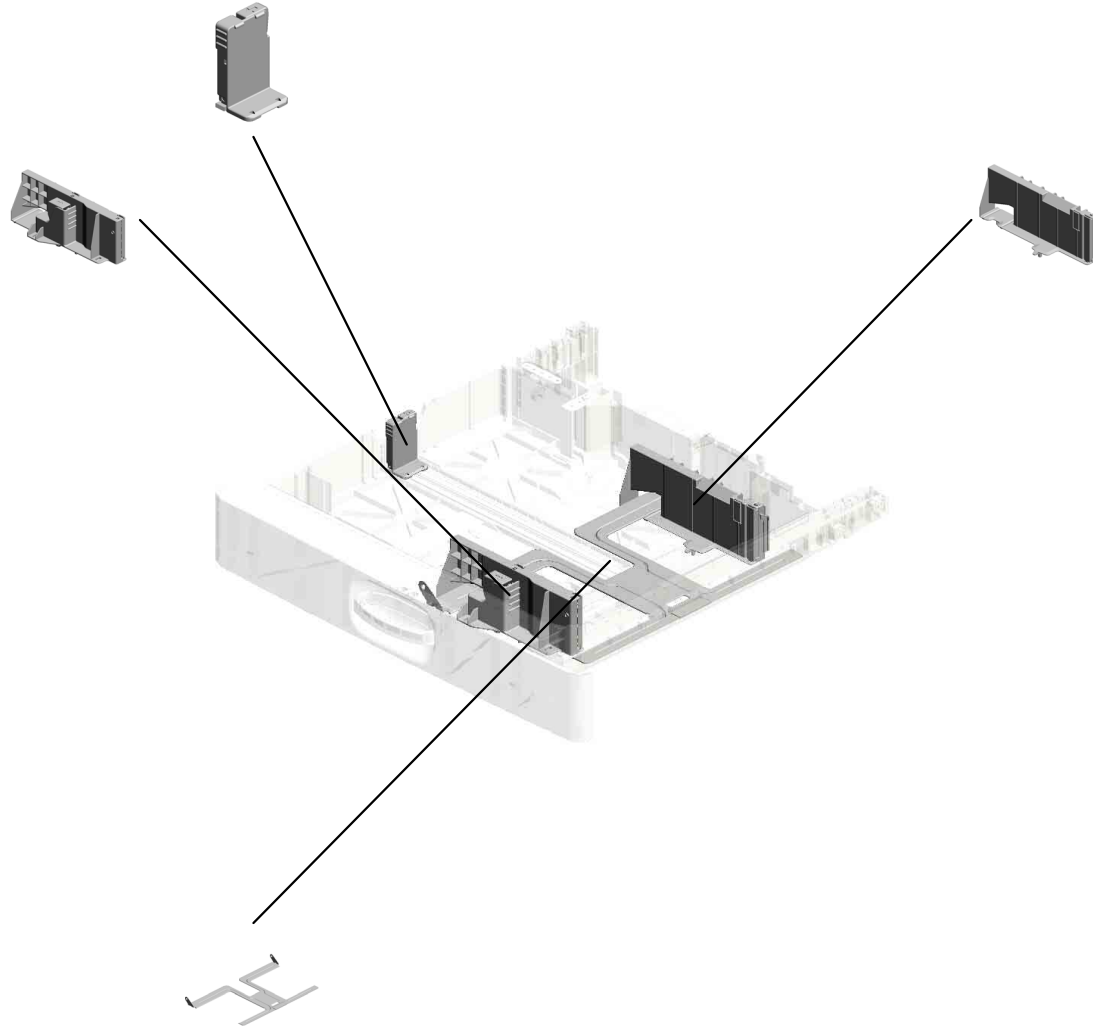
U001	U002	U003	U004	<b>U005</b>	U006	U007	U008	U009	U010	U011	U012	U013	U014	U015	U016	U017	U018
------	------	------	------	-------------	------	------	------	------	------	------	------	------	------	------	------	------	------

# U005\_S010.PAPER TRAY:NO.2:ASS'Y

U005 S010 S003  
D0BQ2840  
END FENCE:PAPER TRAY:A  
SS'Y

U005 S010 S001  
D2412875  
SIDE FENCE:FRONT:ASS'Y

U005 S010 S002  
D0BQ2880  
SIDE FENCE:REAR:ASS'Y



U005 S010 S004  
D0BQ2873  
TRAY BOTTOM PLATE:NO.2:  
ASS'Y

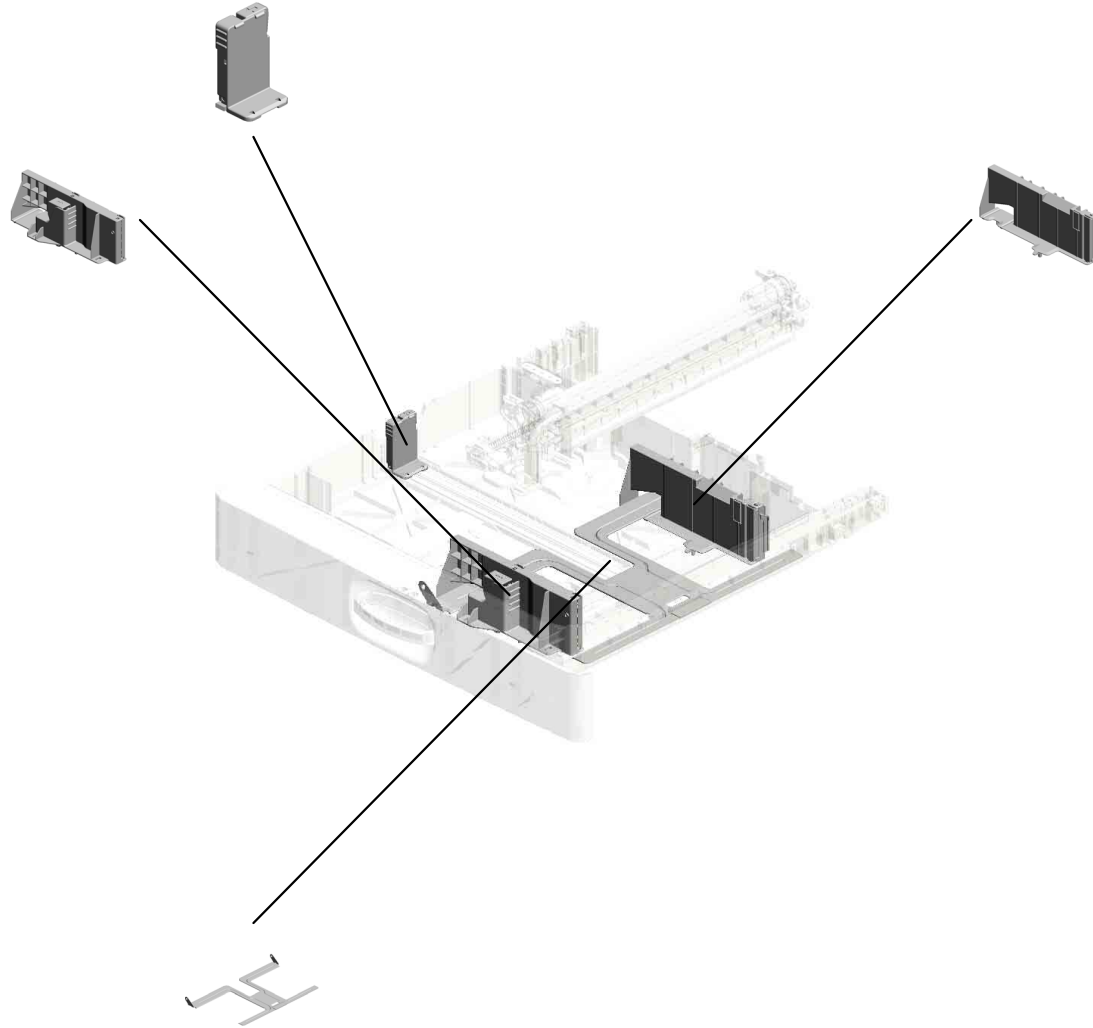
U001	U002	U003	U004	<b>U005</b>	U006	U007	U008	U009	U010	U011	U012	U013	U014	U015	U016	U017	U018
------	------	------	------	-------------	------	------	------	------	------	------	------	------	------	------	------	------	------

# U005\_S011.PAPER TRAY:NO.2:ASS'Y

U005 S011 S003  
D0BQ2840  
END FENCE:PAPER TRAY:A  
SS'Y

U005 S011 S001  
D2412875  
SIDE FENCE:FRONT:ASS'Y

U005 S011 S002  
D0BQ2880  
SIDE FENCE:REAR:ASS'Y



U005 S011 S004  
D0BQ2873  
TRAY BOTTOM PLATE:NO.2:  
ASS'Y

U001	U002	U003	U004	<b>U005</b>	U006	U007	U008	U009	U010	U011	U012	U013	U014	U015	U016	U017	U018
------	------	------	------	-------------	------	------	------	------	------	------	------	------	------	------	------	------	------

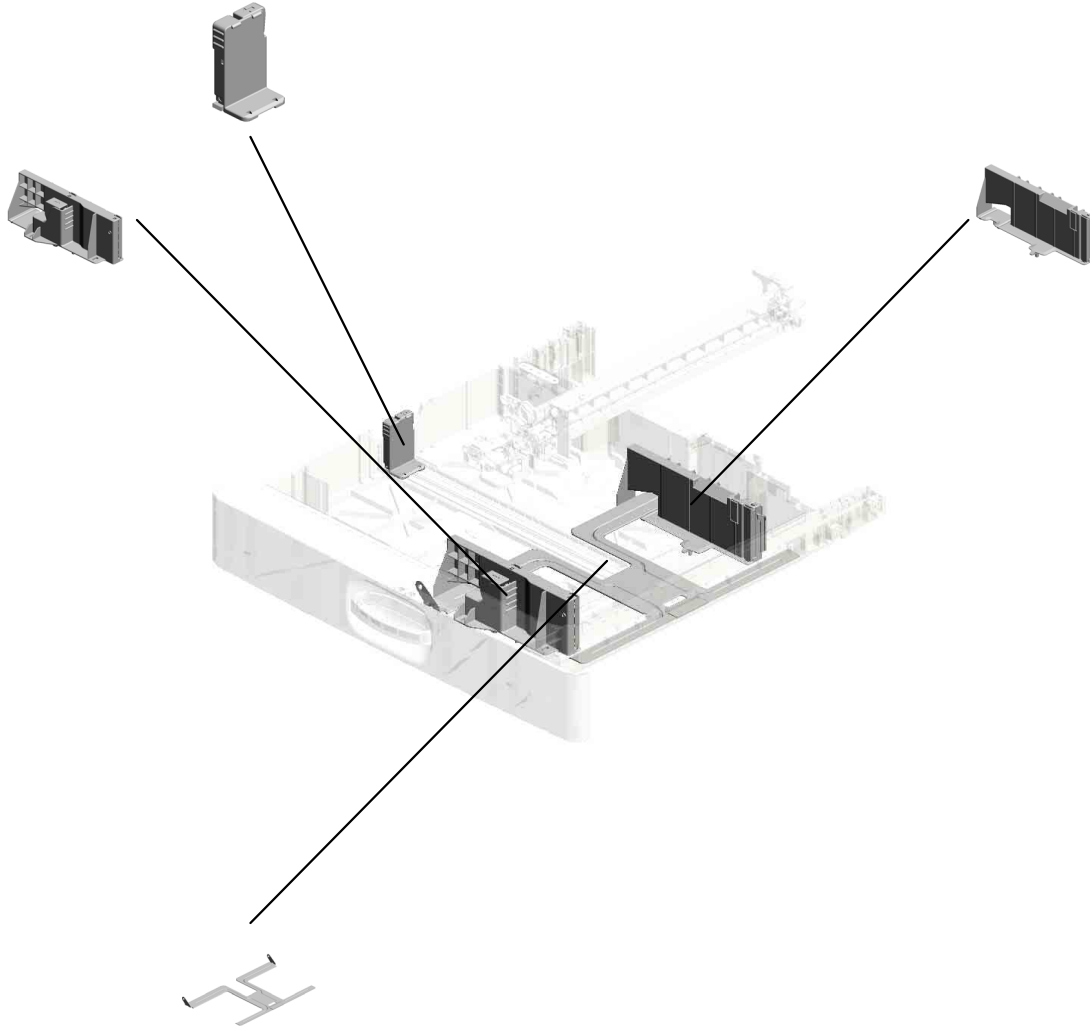


# U005\_S012.PAPER TRAY:NO.2:ASS'Y

U005 S012 S003  
D0BQ2840  
END FENCE:PAPER TRAY:A  
SS'Y

U005 S012 S001  
D2412875  
SIDE FENCE:FRONT:ASS'Y

U005 S012 S002  
D0BQ2880  
SIDE FENCE:REAR:ASS'Y




U005 S012 S004  
D0BQ2873  
TRAY BOTTOM PLATE:NO.2:  
ASS'Y

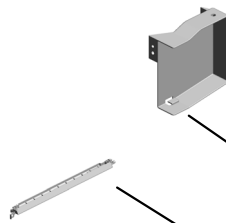
U001	U002	U003	U004	<b>U005</b>	U006	U007	U008	U009	U010	U011	U012	U013	U014	U015	U016	U017	U018
------	------	------	------	-------------	------	------	------	------	------	------	------	------	------	------	------	------	------

# U005 PAPER FEED

- 106.D1492887 COVER:TRAY:REA  
R LEFT:NO.1
- 43.D1492561 SHAFT:REGISTRA  
TION ROLLER:DRI  
VEN
- 9.11050758 (x2)  
CLAMP:LWSM-030  
6A
- 14.AA082173 (x2)  
PLAIN SHAFT BEA  
RING:6X10X6
- 8.07200060E (x3)  
RETAINING RING -  
M6



- 45.D1492566 CASE:REMOVE PA  
PER DUST:ASS'Y




- 3.04543006Q (x43)  
TAPPING SCREW -  
M3X6



- 44.D1492562 (x2)  
COLLAR:REGISTR  
ATION ROLLER




- 25.AW500024  
PUSH SWITCH



- 16.AA082175 (x2)  
PLAIN SHAFT BEA  
RING:8X12X7



- 4.04543008Q (x5)  
TAPPING SCREW:  
3X8



- 50.D0E32721 GUIDE PLATE:SWI  
VEL:NO.2  
202303-01 O/O



- 27.AX040273 (x2)  
DC MOTOR:RISING  
TRAY:ASS'Y:1.007  
W:BRUSH



- 67.D1492788 INNER COVER:HA  
RNNESS:PAPER FE  
ED UNIT



- 66.D1492787 BRACKET:SUPPO  
RT:COVER




- 7.07200040E (x2)  
RETAINING RING -  
M4




- 10.11050765  
CLAMP:LWS-2218A



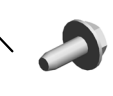
- 19.AB011573  
GEAR:REGISTRATI  
ON:NO.2



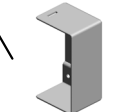
- 18.AB011572  
GEAR:Z19:DRIVEN:  
REGISTRATION



- 5.04583008N (x4)  
HEXAGON HEAD T  
APPING SCREW:3  
X8




- 105.D1492886  
COVER:TRAY:REA  
R RIGHT:NO.1



# U005 PAPER FEED

117.D1492925 SUPPORTER:LEFT  
:NO.2  
119.D1492930 SUPPORTER:LEFT  
LOWER:NO.1:PEE  
N  
114.D1492918 SUPPORTER:LEFT  
UPPER:NO.1  
108.D1492889 COVER:TRAY:REA  
R LEFT:NO.2



122.D1492958 ROLLER:SUPPORT  
ER:PAPER TRAY:L  
EFT



130.08050103  
(x2)  
RETAINING RINGS  
-E:SILENCER:DIA3



118.D1492928 ROLLER:SUPPORT  
ER:PAPER TRAY:L  
EFT



148.AW500049  
(x2)  
PUSH SWITCH:SW  
1AG-550  
201811-01 O/O



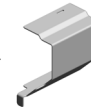
129.GW010007  
PHOTO REFLECTI  
ON SENSOR:EXIT



145.D2412906  
(x2)  
LEVER:STRETCH:  
PAPER TRAY:ASS'  
Y  
201708-02 O/O



107.D1492888  
COVER:TRAY:REA  
R RIGHT:NO.2




128.GA143003  
SCREW:MM5:2.5M  
M



141.D2412731  
(x2)  
STOPPER:GUIDE P  
LATE:SWIVEL  
201702-01



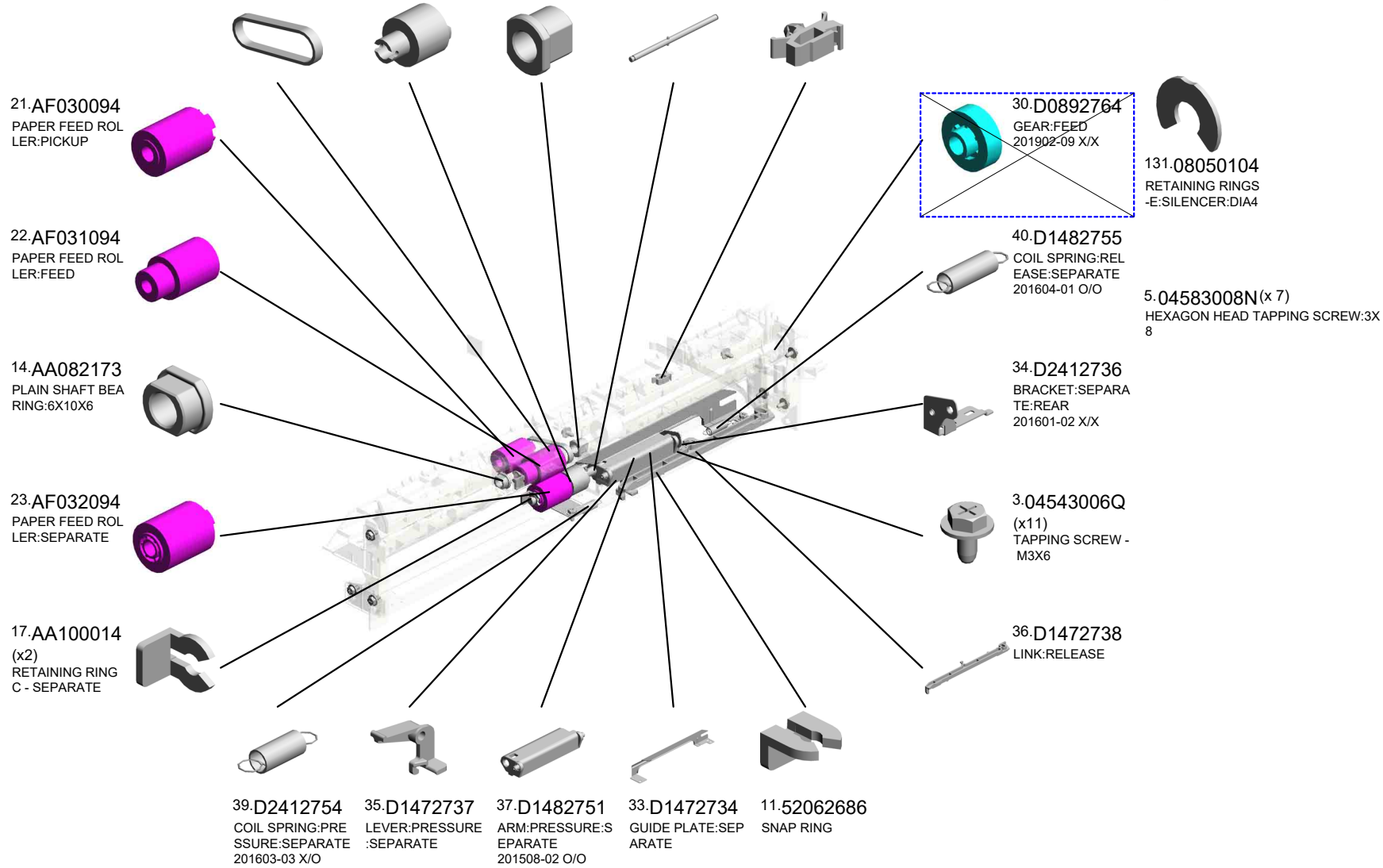
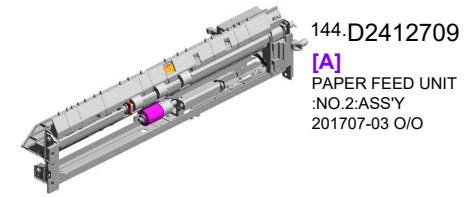
146.D2412576  
GUIDE PLATE:REG  
ISTRATION:FRONT  
LEFT  
201711-04 O/O



U001	U002	U003	U004	U005	U006	U007	U008	U009	U010	U011	U012	U013	U014	U015	U016	U017	U018
------	------	------	------	------	------	------	------	------	------	------	------	------	------	------	------	------	------

U005\_S001  
PAPER FEED UNIT:NO.2:ASS'Y

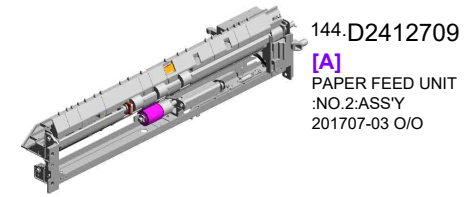
- 29.B8303504 TIMING BELT - 40S 2M100
- 31.D1292783 TORQUE LIMITER MECHANICAL CLUTCH:40MMN:DIA18
- 15.AA082174 PLAIN SHAFT BEARING:6X10X9
- 38.D1472752 SHAFT:SEPARATE ASSY
- 9.11050758 CLAMP:LWSM-030 6A



U001	U002	U003	U004	U005	U006	U007	U008	U009	U010	U011	U012	U013	U014	U015	U016	U017	U018
------	------	------	------	------	------	------	------	------	------	------	------	------	------	------	------	------	------

U005\_S001  
PAPER FEED UNIT:NO.2:ASS'Y

- 41.D1482702 SPACER:TRANSPORT ROLLER
- 62.D1492778 FEELER:PAPER END
- 65.D2412782 PLATE:HARNESS:PAPER FEED UNIT 201601-04 X/X
- 58.D0BQ2773 PULLEY:PICKUP:MECHANICAL ROLLER CLUTCH:UNIT:NO.2 202011-06 X/O
- 54.D2412742 GUIDE PLATE:VERTICAL TRANSPORT:PAPER FEED UNIT:NO.2 201911-01 X/X



144.D2412709  
[A]  
PAPER FEED UNIT:NO.2:ASS'Y  
201707-03 O/O

59.D1492774  
PULLEY:IDLER:PICKUP



68.D1492791  
GUIDE:FEED



129.GW010007  
(x2)  
PHOTO REFLECTION SENSOR:EXIT



63.D1492780  
GROUND WIRE:SENSOR:PAPER FEED



64.D1492781  
GROUND PLATE:PAPER FEED UNIT



57.D1492772  
ARM:PICKUP



55.D2412759  
TRANSPORT ROLLER:VERTICAL TRANSPORT:ASS'Y 201605-01 X/X



150.D0BQ2777  
SHAFT:FEED:ASS'Y 201902-08 X/X



131.08050104  
(x4)  
RETAINING RINGS -E:SILENCER:DIA4



52.D1492739  
LEVER:PRESSURE RELEASE



51.D1492726  
DC SOLENOID:PICKUP:NO.2:ASS'Y



56.D1492767  
LEVER:PRESSURE PICKUP



151.D0BQ2785  
PLAIN SHAFT BEARING:FEED 201902-05 O/O



130.08050103  
RETAINING RINGS -E:SILENCER:DIA3



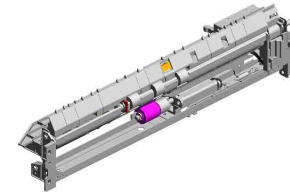

61.D1492777  
COIL SPRING:PRESSURE:PICKUP



U001	U002	U003	U004	U005	U006	U007	U008	U009	U010	U011	U012	U013	U014	U015	U016	U017	U018
------	------	------	------	------	------	------	------	------	------	------	------	------	------	------	------	------	------

U005\_S001  
PAPER FEED UNIT:NO.2:ASS'Y

152.AW020234  
(x2)  
PHOTOINTERRUP  
TOR:GP1A173LCS  
5F  
201903-01 O/O



144.D2412709  
[A]  
PAPER FEED UNIT  
:NO.2:ASS'Y  
201707-03 O/O

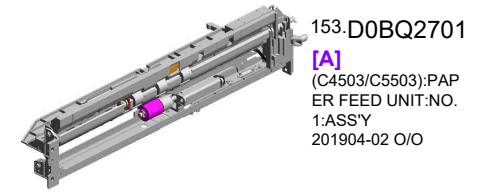


D2412702  
[A]  
PAPER FEED UNIT  
:NO.2:ASS'Y  
201707-03 O/O

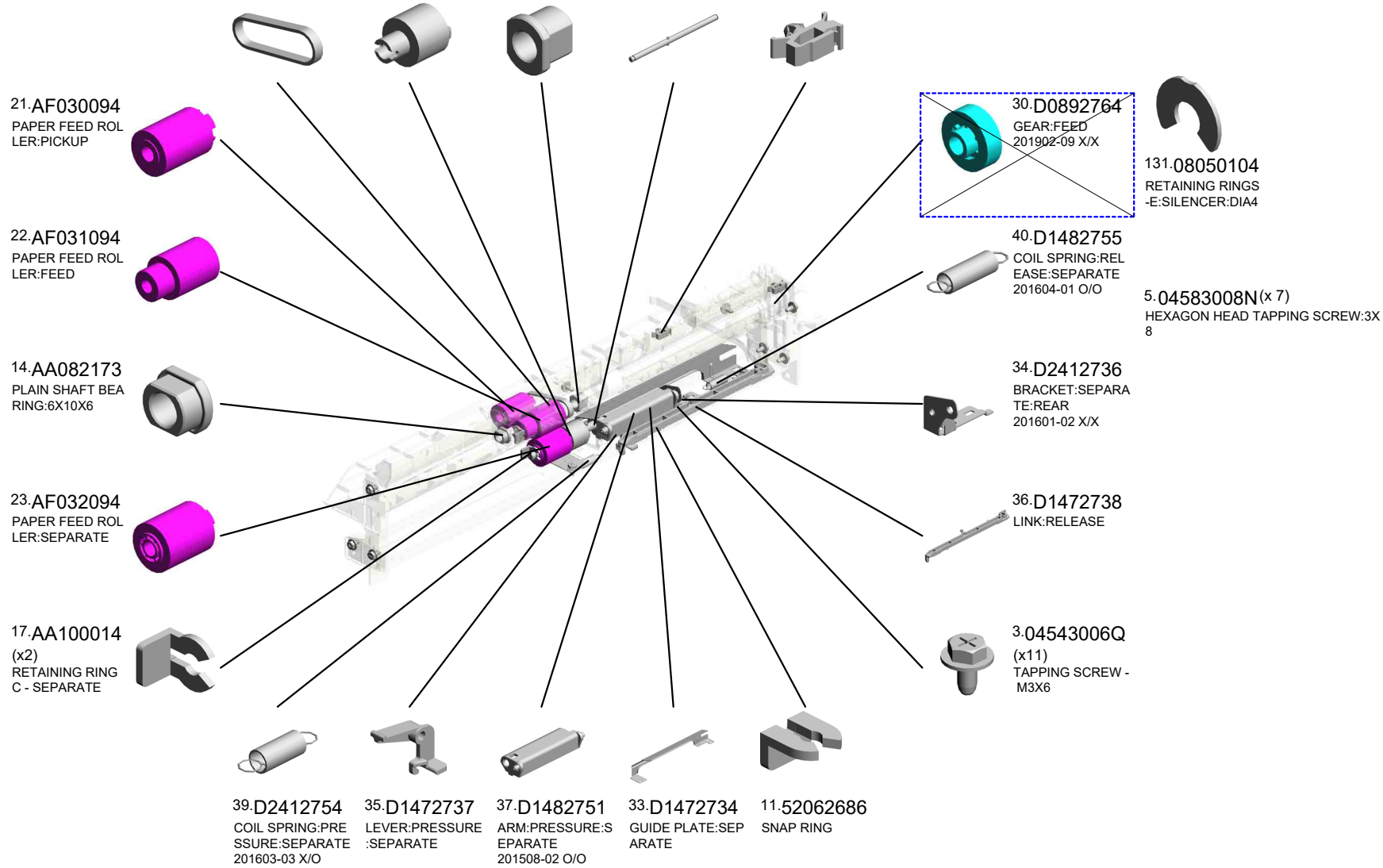
U001	U002	U003	U004	U005	U006	U007	U008	U009	U010	U011	U012	U013	U014	U015	U016	U017	U018
------	------	------	------	------	------	------	------	------	------	------	------	------	------	------	------	------	------

U005\_S002  
(C4503/C5503):PAPER FEED UNIT:NO.1:ASS'Y

- 29.B8303504 TIMING BELT - 40S 2M100
- 31.D1292783 TORQUE LIMITER MECHANICAL CLUTCH:40MMN:DIA18
- 15.AA082174 PLAIN SHAFT BEARING:6X10X9
- 38.D1472752 SHAFT:SEPARATE:ASS'Y
- 9.11050758 (x2) CLAMP:LWSM-0306A



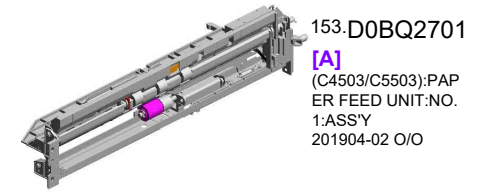
153.D0BQ2701  
[A]  
(C4503/C5503):PAPER FEED UNIT:NO.1:ASS'Y  
201904-02 O/O



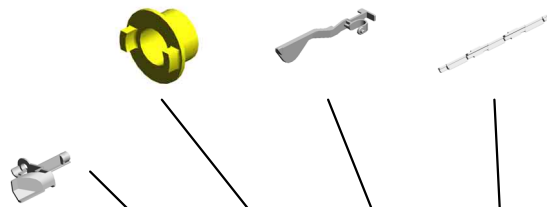
U001	U002	U003	U004	U005	U006	U007	U008	U009	U010	U011	U012	U013	U014	U015	U016	U017	U018
------	------	------	------	------	------	------	------	------	------	------	------	------	------	------	------	------	------

U005\_S002  
(C4503/C5503):PAPER FEED UNIT:NO.1:ASS'Y

- 59.D1492774 PULLEY:IDLER:PIKUP
- 62.D1492778 FEELER:PAPER END
- 65.D2412782 PLATE:HARNESS:PAPER FEED UNIT 201601-04 X/X
- 58.D0BQ2773 PULLEY:PICKUP:MECHANICAL ROLLER CLUTCH:U 202011-06 X/O
- 53.D2412741 (C4503/C5503):GUIDE PLATE:VERTICAL TRANSPORT:PAPER FEED UNIT:NO.1 201601-03 X/X



68.D1492791  
GUIDE:FEED



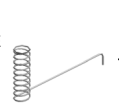
41.D1482702  
SPACER:TRANSPORT ROLLER



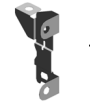
129.GW010007  
(x2)  
PHOTO REFLECTION SENSOR:EXIT



63.D1492780  
GROUND WIRE:SENSOR:PAPER FEED



64.D1492781  
GROUND PLATE:PAPER FEED UNIT



57.D1492772  
ARM:PICKUP



55.D2412759  
TRANSPORT ROLLER:VERTICAL TRANSPORT:ASS'Y 201605-01 X/X



150.D0BQ2777  
SHAFT:FEED:ASS'Y 201902-08 X/X



131.08050104  
(x4)  
RETAINING RINGS -E:SILENCER:DIA4



52.D1492739  
LEVER:PRESSURE RELEASE



56.D1492767  
LEVER:PRESSURE PICKUP



49.D1492716  
DC SOLENOID:PICKUP:NO.1:ASS'Y



151.D0BQ2785  
PLAIN SHAFT BEARING:FEED 201902-05 O/O



130.08050103  
RETAINING RINGS -E:SILENCER:DIA3



61.D1492777  
COIL SPRING:PRESSURE PICKUP

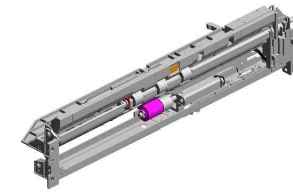
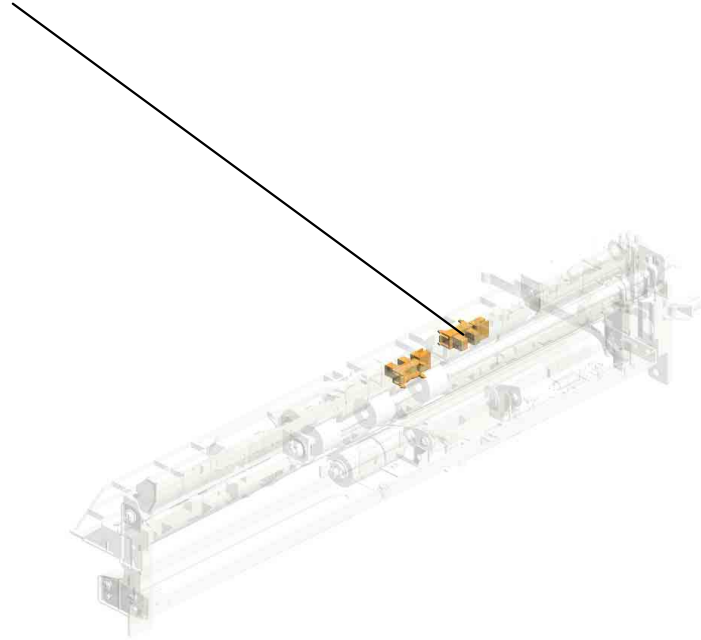


U001	U002	U003	U004	U005	U006	U007	U008	U009	U010	U011	U012	U013	U014	U015	U016	U017	U018
------	------	------	------	------	------	------	------	------	------	------	------	------	------	------	------	------	------



U005\_S002  
(C4503/C5503):PAPER FEED UNIT:NO.1:ASS'Y

152.AW020234  
(x2)  
PHOTOINTERRUP  
TOR:GP1A173LCS  
5F  
201903-01 O/O



153.D0BQ2701  
[A]  
(C4503/C5503):PAP  
ER FEED UNIT:NO.  
1:ASS'Y  
201904-02 O/O




D2412708  
[A]  
(C4503/C5503):PAP  
ER FEED UNIT:NO.  
1:ASS'Y  
201904-02 O/O


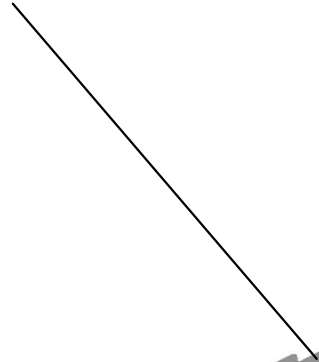
U001	U002	U003	U004	U005	U006	U007	U008	U009	U010	U011	U012	U013	U014	U015	U016	U017	U018
------	------	------	------	------	------	------	------	------	------	------	------	------	------	------	------	------	------

U005\_S003  
GUIDE PLATE:SWIVEL:NO.1

47.D1492712  
SHEET:GUIDE PLA  
TE:SWIVEL



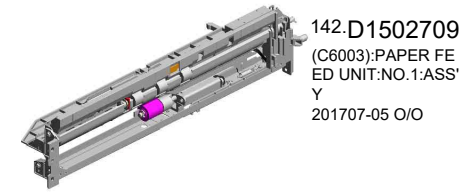
48.D1492713  
GUIDE PLATE:SWI  
VEL:NO.1



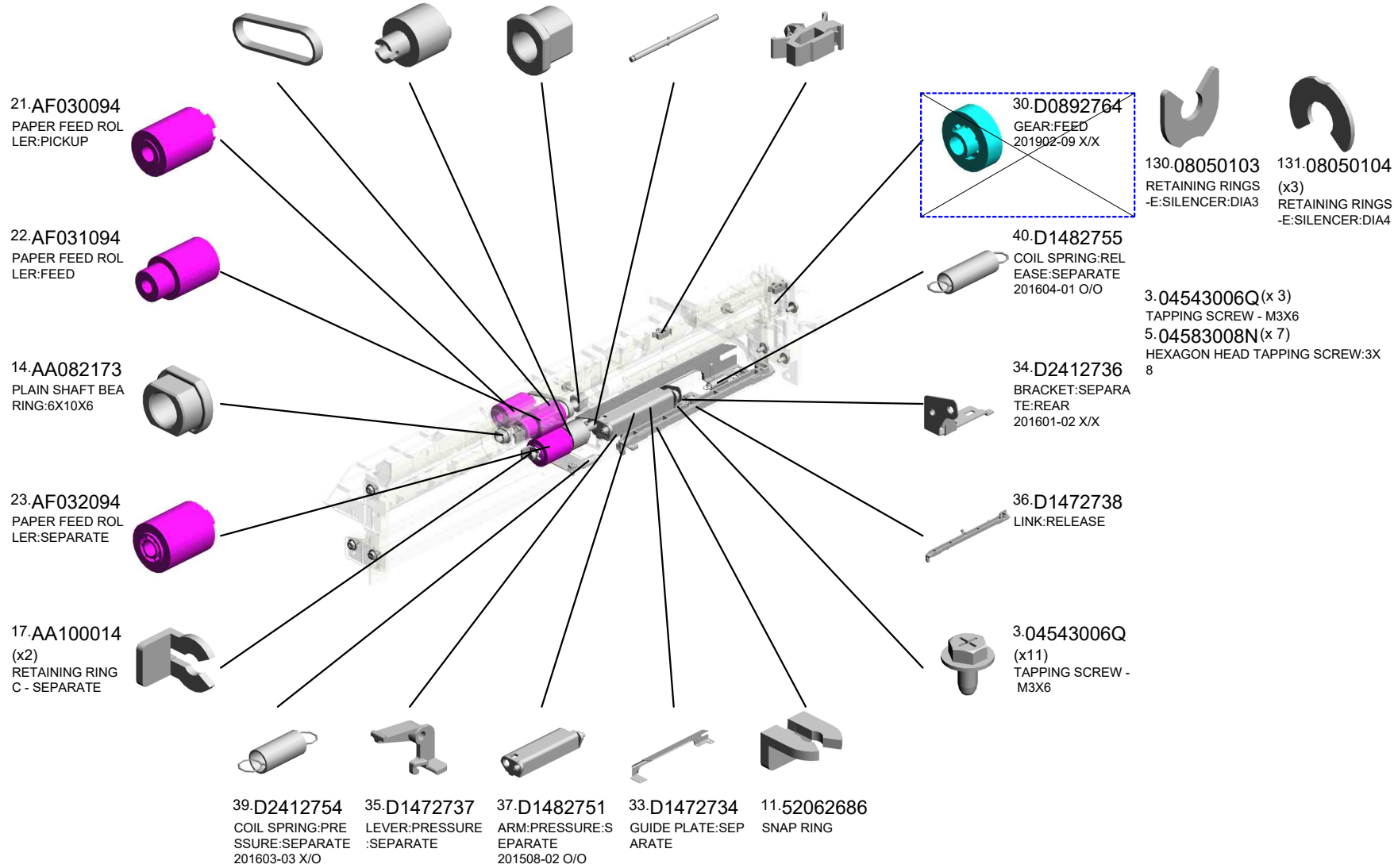
U001	U002	U003	U004	U005	U006	U007	U008	U009	U010	U011	U012	U013	U014	U015	U016	U017	U018
------	------	------	------	------	------	------	------	------	------	------	------	------	------	------	------	------	------

U005\_S004  
(C6003):PAPER FEED UNIT:NO.1:ASS'Y

- 29.B8303504 TIMING BELT - 40S 2M100
- 31.D1292783 TORQUE LIMITER MECHANICAL CLUTCH:40MM:DI18
- 15.AA082174 PLAIN SHAFT BEARING:6X10X9
- 38.D1472752 SHAFT:SEPARATE:ASSY
- 9.11050758 (x2) CLAMP:LWSM-0306A



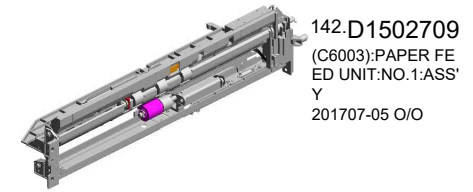
142.D1502709  
(C6003):PAPER FEED UNIT:NO.1:ASS'Y  
201707-05 O/O



U001	U002	U003	U004	U005	U006	U007	U008	U009	U010	U011	U012	U013	U014	U015	U016	U017	U018
------	------	------	------	------	------	------	------	------	------	------	------	------	------	------	------	------	------

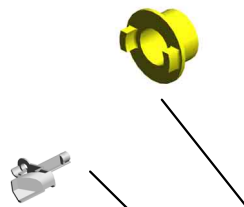
U005\_S004  
(C6003):PAPER FEED UNIT:NO.1:ASS'Y

- 59.D1492774 PULLEY:IDLER:PI  
KUP
- 62.D1492778 FEELER:PAPER E  
ND
- 126.D1502782 (C6003):PLATE:HA  
RNNESS:PAPER FE  
ED UNIT:PAPER T  
HICK
- 58.D0BQ2773 PULLEY:PICKUP:M  
ECHANICAL ROLL  
ER CLUTCH:U  
202011-06 X/O
- 124.D1502741 (D150)GUIDE PLAT  
E:VERTICAL TRAN  
SPORT:PAPER FE  
ED UNIT:PAPER T  
HICK



- 142.D1502709 (C6003):PAPER FE  
ED UNIT:NO.1:ASS'  
Y  
201707-05 O/O

- 68.D1492791 GUIDE:FEED



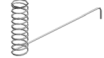
- 41.D1482702 SPACER:TRANSP  
ORT ROLLER



- 129.GW010007 (x2) PHOTO REFLECTI  
ON SENSOR:EXIT



- 63.D1492780 GROUND WIRE:SE  
NSOR:PAPER FEE  
D



- 64.D1492781 GROUND PLATE:P  
APER FEED UNIT



- 152.AW020234 (x2) PHOTOINTERRUP  
TOR:GP1A173LCS  
5F  
201903-01 O/O

- 57.D1492772 ARM:PICKUP



- 150.D0BQ2777 SHAFT:FEED:ASS'  
Y  
201902-08 X/X



- 131.08050104 (x2) RETAINING RINGS  
-E:SILENCER:DIA4



- 56.D1492767 LEVER:PRESSURE  
:PICKUP



- 151.D0BQ2785 PLAIN SHAFT BEA  
RING:FEED  
201902-05 O/O



- 61.D1492777 COIL SPRING:PRE  
SSURE:PICKUP




- 52.D1492739 LEVER:PRESSURE  
RELEASE



U005\_S004\_S001  
(C6003):TRANSPORT ROLLER:VERTICAL TRANSPORT:ASS'Y

14-AA082173  
PLAIN SHAFT BEARING  
RING:6X10X6




125-D1502759  
(C6003):TRANSPORT ROLLER:VERTICAL TRANSPORT:ASS'Y

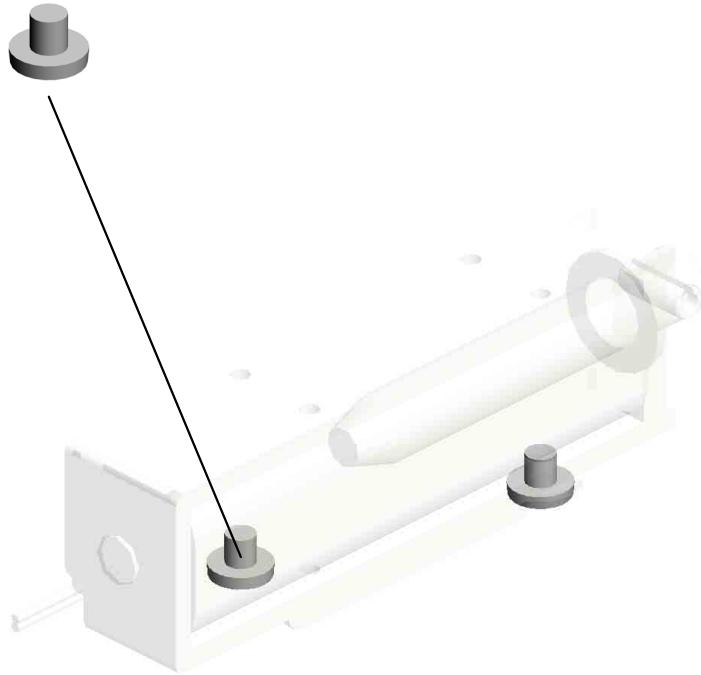
U001	U002	U003	U004	U005	U006	U007	U008	U009	U010	U011	U012	U013	U014	U015	U016	U017	U018
------	------	------	------	------	------	------	------	------	------	------	------	------	------	------	------	------	------

U005\_S004\_S002  
DC SOLENOID:PICKUP:NO.1:ASS'Y

1-03530030N  
(x2)  
SCREW:M3X3



49.D1492716  
DC SOLENOID:PIC  
KUP:NO.1:ASS'Y



U001	U002	U003	U004	U005	U006	U007	U008	U009	U010	U011	U012	U013	U014	U015	U016	U017	U018
------	------	------	------	------	------	------	------	------	------	------	------	------	------	------	------	------	------

U005\_S005  
SUPPORTER:RIGHT:NO.1:ASS'Y

3.04543006Q  
(x3)  
TAPPING SCREW -  
M3X6



112.D1492905  
SUPPORTER:RIGHT:  
T:NO.1:ASS'Y

116.D1492924  
STOPPER:PAPER  
TRAY



121.D1492956  
ROLLER:SUPPORT  
ER:PAPER TRAY



130.08050103  
RETAINING RINGS  
-E:SILENCER:DIA3

U001	U002	U003	U004	<b>U005</b>	U006	U007	U008	U009	U010	U011	U012	U013	U014	U015	U016	U017	U018
------	------	------	------	-------------	------	------	------	------	------	------	------	------	------	------	------	------	------

U005\_S006  
SUPPORTER:RIGHT:NO.2:ASS'Y

116.D1492924  
STOPPER:PAPER  
TRAY

111.D1492903  
SUPPORTER:RIGHT:  
NO.2:ASS'Y

3.04543006Q  
(x3)  
TAPPING SCREW -  
M3X6

115.D1492923  
ROLLER:SUPPORT  
ER:PAPER TRAY

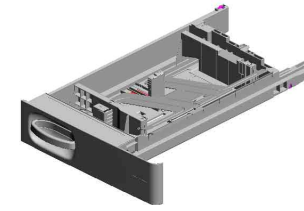
130.08050103  
RETAINING RINGS  
-E:SILENCER:DIA3

U001	U002	U003	U004	U005	U006	U007	U008	U009	U010	U011	U012	U013	U014	U015	U016	U017	U018
------	------	------	------	------	------	------	------	------	------	------	------	------	------	------	------	------	------



U005\_S007  
PAPER TRAY:NO.1:ASS'Y

- 96.D1492863 DECAL:PAPER SET DIRECTION:TRAY:NO.1
- 88.D1492846 DECAL:SIZE INDICATION:END FENCE:NO.1:FRONT
- 89.D1492847 DECAL:SIZE INDICATION:END FENCE:NO.1:REAR
- 72.D1492814 COIL SPRING:EAR TH
- 70.D1492812 (x4) ROLLER:PAPER TRAY:DIA19

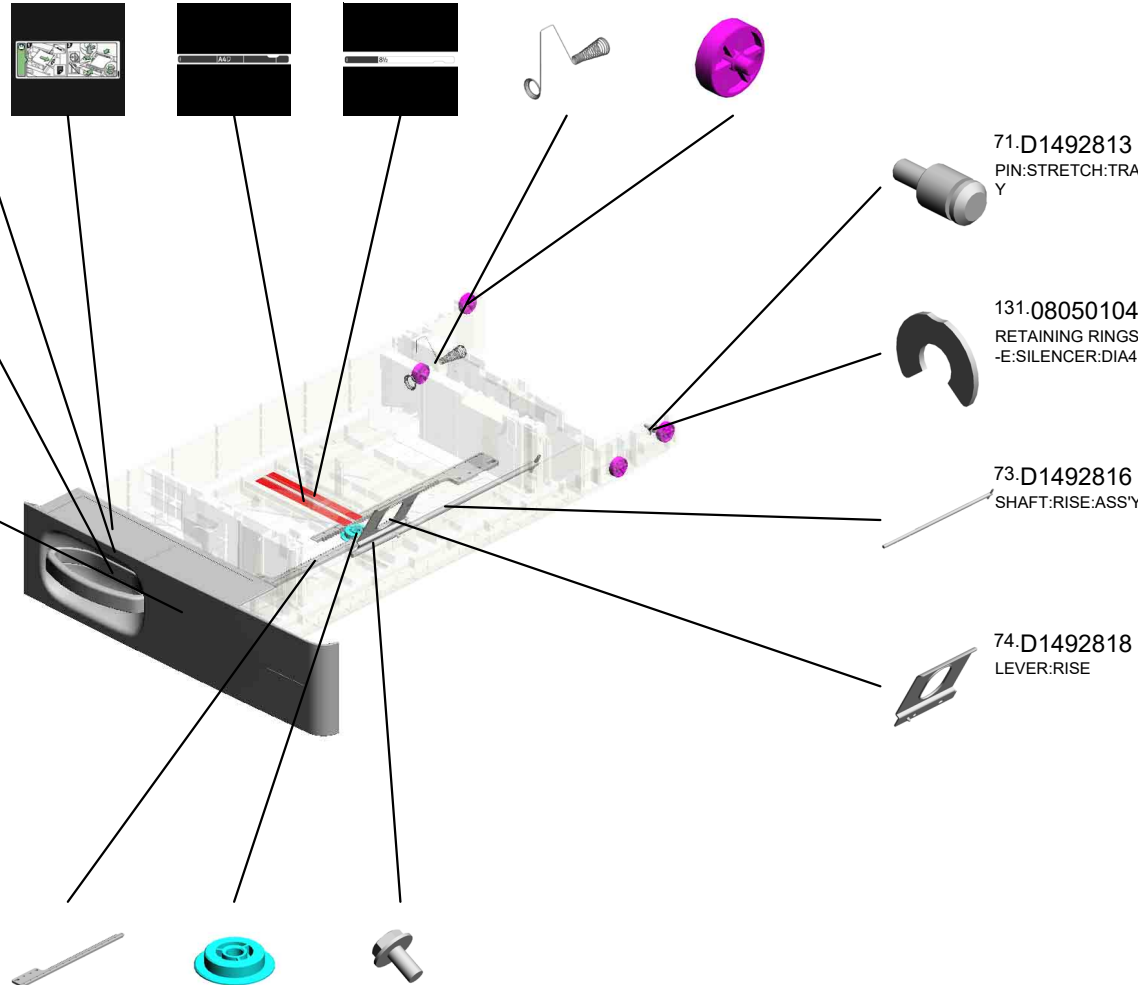


109.D1492896  
[A]  
PAPER TRAY:NO.1  
:ASS'Y  
201911-05 O/O

6.04583010N  
(x2)  
HEXAGON HEAD TAPPING SCREW:3X10

95.D2442856  
GRIP:PAPER TRAY  
201702-02 X/O

98.D1492865  
COVER:PAPER TRAY:NO.1



- 80.D0E32835 (x2) RACK:SIDE FENCE 202305-01 O/O
- 81.D1492836 GEAR:Z20
- 2.03603006N (x2) SCREW - M3X6

6.04583010N(x 3)  
HEXAGON HEAD TAPPING SCREW:3X10

71.D1492813  
PIN:STRETCH:TRAY

131.08050104  
RETAINING RINGS  
-E:SILENCER:DIA4

73.D1492816  
SHAFT:RISE:ASS'Y

74.D1492818  
LEVER:RISE

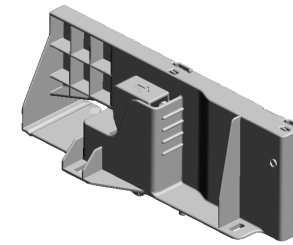


D1492891  
[A]  
PAPER TRAY:NO.1  
:ASS'Y  
201911-05 O/O

U001	U002	U003	U004	U005	U006	U007	U008	U009	U010	U011	U012	U013	U014	U015	U016	U017	U018
------	------	------	------	------	------	------	------	------	------	------	------	------	------	------	------	------	------

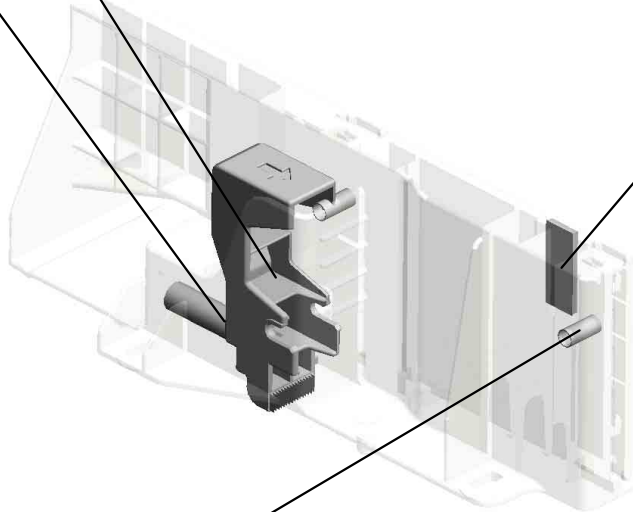

U005\_S007\_S001  
SIDE FENCE:FRONT:NO.1:ASS'Y

75.D1492824  
LEVER:STOPPER:  
FRONT




78.D1492828  
SIDE FENCE:FRON  
T:NO.1:ASS'Y

77.D1492827  
COMPRESSION SP  
RING:SIDE FENCE:  
POSITIONING



28.B2342864  
PAD:CLEANER

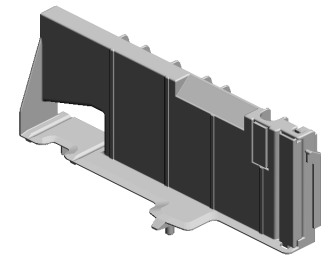


76.D1492826  
(x2)  
COMPRESSION SP  
RING:SIDE FENCE:  
PLATE:FRONT

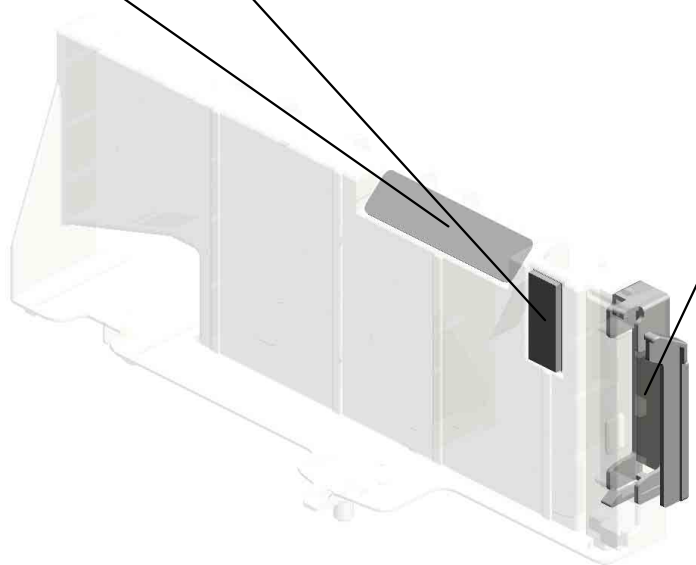

U001	U002	U003	U004	<b>U005</b>	U006	U007	U008	U009	U010	U011	U012	U013	U014	U015	U016	U017	U018
------	------	------	------	-------------	------	------	------	------	------	------	------	------	------	------	------	------	------

U005\_S007\_S002  
SIDE FENCE:REAR:NO.1:ASS'Y

120.D1492952 28.B2342864  
DECAL:SIDE FENC PAD:CLEANER  
E:PAPER VOLUME



83.D1492838  
SIDE FENCE:REAR  
:NO.1:ASS'Y




79.D1492834  
GUIDE:FEELER:PA  
PER END

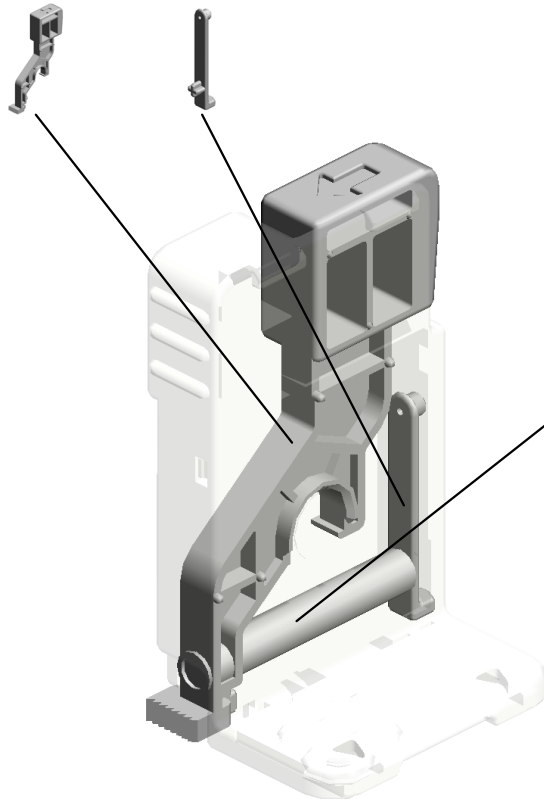
U001	U002	U003	U004	U005	U006	U007	U008	U009	U010	U011	U012	U013	U014	U015	U016	U017	U018
------	------	------	------	------	------	------	------	------	------	------	------	------	------	------	------	------	------

U005\_S007\_S003  
END FENCE:PAPER TRAY:ASS'Y

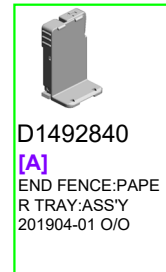
85.D1492842 86.D1492843  
LEVER:END FENC CLICK:END FENCE  
E



154.D0BQ2840  
[A]  
END FENCE:PAPE  
R TRAY:ASS'Y  
201904-01 O/O



87.D1492845  
COMPRESSION SP  
RING:END FENCE:  
LEVER:5N

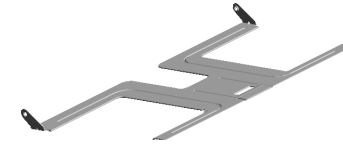


D1492840  
[A]  
END FENCE:PAPE  
R TRAY:ASS'Y  
201904-01 O/O

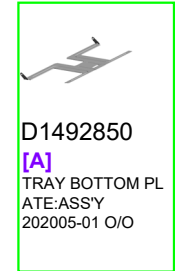

U001	U002	U003	U004	U005	U006	U007	U008	U009	U010	U011	U012	U013	U014	U015	U016	U017	U018
------	------	------	------	------	------	------	------	------	------	------	------	------	------	------	------	------	------

U005\_S007\_S004  
TRAY BOTTOM PLATE:ASS'Y

147.AF013019  
PAD:TRAY BOTTO  
M PLATE  
201809-01 O/O



92.D0BQ2850  
[A]  
TRAY BOTTOM PL  
ATE:ASS'Y  
202005-01 O/O

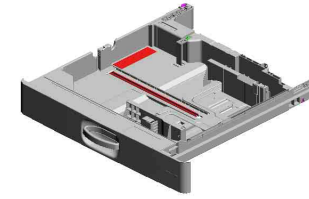


D1492850  
[A]  
TRAY BOTTOM PL  
ATE:ASS'Y  
202005-01 O/O

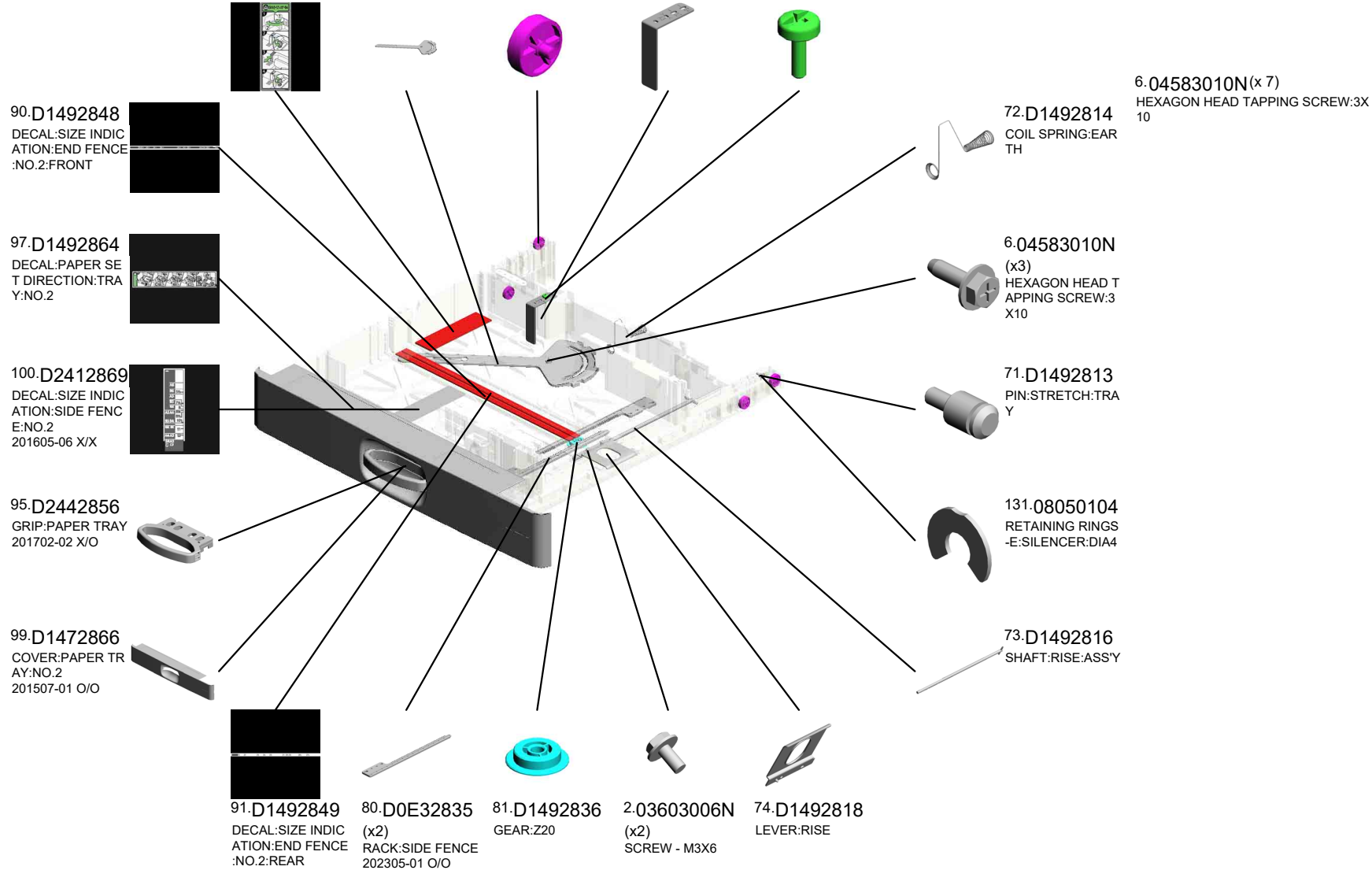
U001	U002	U003	U004	U005	U006	U007	U008	U009	U010	U011	U012	U013	U014	U015	U016	U017	U018
------	------	------	------	------	------	------	------	------	------	------	------	------	------	------	------	------	------

U005\_S008  
PAPER TRAY:NO.2:ASS'Y

- 82.D2412837 DECAL:SET:SIDE FENCE:AUXILIARY 201605-05 X/X
- 101.D1492872 LINK:END FENCE:PAPER SIZE SENSOR
- 70.D1492812 (x4) ROLLER:PAPER TRAY:DIA19
- 93.D1492852 BRACKET:AUXILIARY:SIDE FENCE
- 94.D1492854 SCREW:TYPE 2-KALI:M3X10



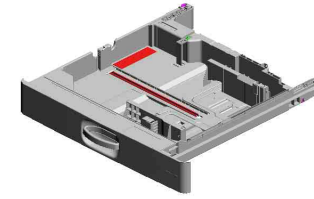
155.D0BQ2805  
[A] PAPER TRAY:NO.2 ASS'Y 202106-01 O/O



U001	U002	U003	U004	U005	U006	U007	U008	U009	U010	U011	U012	U013	U014	U015	U016	U017	U018
------	------	------	------	------	------	------	------	------	------	------	------	------	------	------	------	------	------

U005\_S008  
PAPER TRAY:NO.2:ASS'Y

135.D6932867  
SUPPORTING PLATE:COVER:FRONT:  
PAPER TRAY  
201507-15



155.D0BQ2805  
[A]  
PAPER TRAY:NO.2  
:ASS'Y  
202106-01 O/O

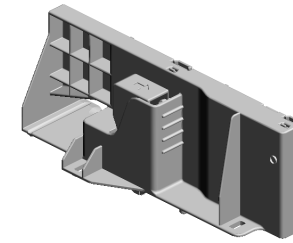


D2412805  
[A]  
PAPER TRAY:NO.2  
:ASS'Y  
202106-01 O/O

U001	U002	U003	U004	U005	U006	U007	U008	U009	U010	U011	U012	U013	U014	U015	U016	U017	U018
------	------	------	------	------	------	------	------	------	------	------	------	------	------	------	------	------	------

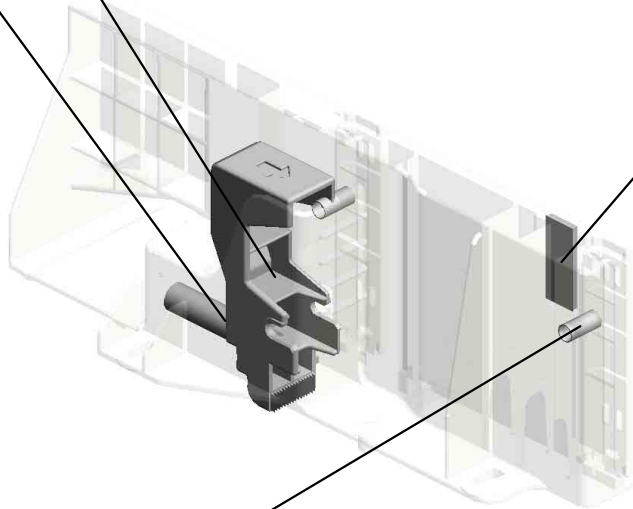

U005\_S008\_S001  
SIDE FENCE:FRONT:ASS'Y

75.D1492824  
LEVER:STOPPER:  
FRONT




103.D2412875  
SIDE FENCE:FRON  
T:ASS'Y  
201605-10 X/X

77.D1492827  
COMPRESSION SP  
RING:SIDE FENCE:  
POSITIONING



28.B2342864  
PAD:CLEANER



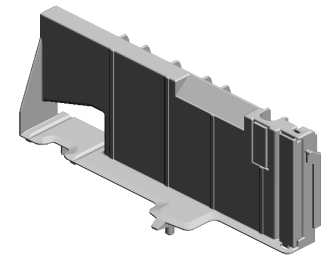
76.D1492826  
(x2)  
COMPRESSION SP  
RING:SIDE FENCE:  
PLATE:FRONT

U001	U002	U003	U004	<b>U005</b>	U006	U007	U008	U009	U010	U011	U012	U013	U014	U015	U016	U017	U018
------	------	------	------	-------------	------	------	------	------	------	------	------	------	------	------	------	------	------

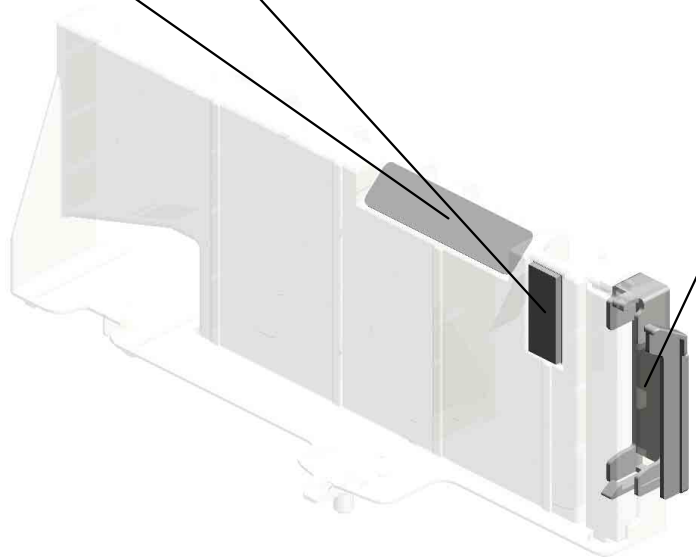


U005\_S008\_S002  
SIDE FENCE:REAR:ASS'Y

120.D1492952 28.B2342864  
DECAL:SIDE FENC PAD:CLEANER  
E:PAPER VOLUME



156.D0BQ2880  
[A]  
SIDE FENCE:REAR  
:ASS'Y  
202109-01 O/O



79.D1492834  
GUIDE:FEELER:PA  
PER END




D2412880  
[A]  
SIDE FENCE:REAR  
:ASS'Y  
202109-01 O/O

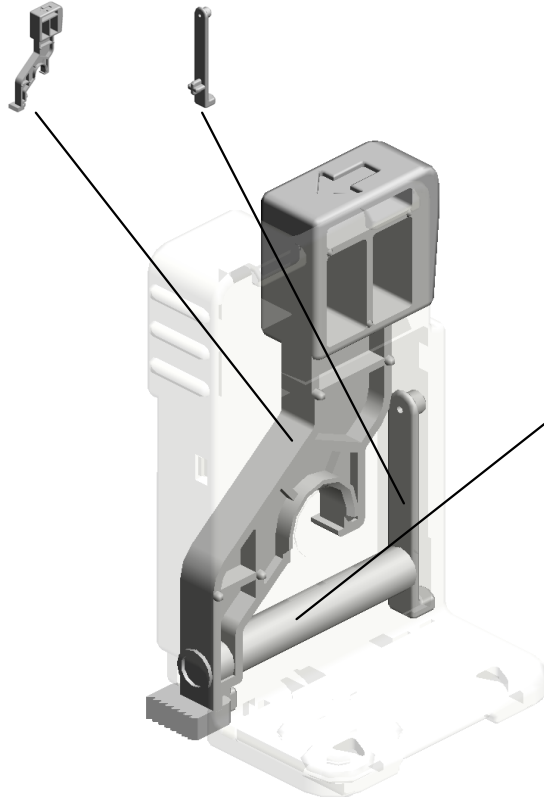
U001	U002	U003	U004	U005	U006	U007	U008	U009	U010	U011	U012	U013	U014	U015	U016	U017	U018
------	------	------	------	------	------	------	------	------	------	------	------	------	------	------	------	------	------

U005\_S008\_S003  
END FENCE:PAPER TRAY:ASS'Y

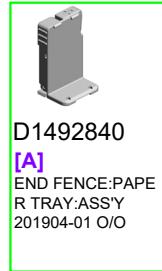
85.D1492842 86.D1492843  
LEVER:END FENC CLICK:END FENCE  
E



154.D0BQ2840  
[A]  
END FENCE:PAPE  
R TRAY:ASS'Y  
201904-01 O/O



87.D1492845  
COMPRESSION SP  
RING:END FENCE:  
LEVER:5N




D1492840  
[A]  
END FENCE:PAPE  
R TRAY:ASS'Y  
201904-01 O/O

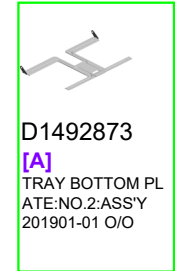

U001	U002	U003	U004	U005	U006	U007	U008	U009	U010	U011	U012	U013	U014	U015	U016	U017	U018
------	------	------	------	------	------	------	------	------	------	------	------	------	------	------	------	------	------

U005\_S008\_S004  
TRAY BOTTOM PLATE:NO.2:ASS'Y

147.AF013019  
PAD:TRAY BOTTO  
M PLATE  
201809-01 O/O



149.D0BQ2873  
[A]  
TRAY BOTTOM PL  
ATE:NO.2:ASS'Y  
201901-01 O/O



D1492873  
[A]  
TRAY BOTTOM PL  
ATE:NO.2:ASS'Y  
201901-01 O/O

U001	U002	U003	U004	U005	U006	U007	U008	U009	U010	U011	U012	U013	U014	U015	U016	U017	U018
------	------	------	------	------	------	------	------	------	------	------	------	------	------	------	------	------	------

U005\_S009  
PAPER TRAY:NO.2:ASS'Y

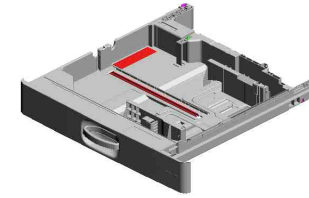
82.D2412837  
DECAL:SET:SIDE FENCE:AUXILIARY  
201605-05 X/X

101.D1492872  
LINK:END FENCE:PAPER SIZE SENSOR

70.D1492812 (x4)  
ROLLER:PAPER TRAY:DIA19

93.D1492852  
BRACKET:AUXILIARY:SIDE FENCE

94.D1492854  
SCREW:TYPE 2-KALI:M3X10



155.D0BQ2805  
[A]  
PAPER TRAY:NO.2  
:ASS'Y  
202106-01 O/O

90.D1492848  
DECAL:SIZE INDICATION:END FENCE:NO.2:FRONT

97.D1492864  
DECAL:PAPER SET DIRECTION:TRAY:NO.2

100.D2412869  
DECAL:SIZE INDICATION:SIDE FENCE:NO.2  
201605-06 X/X

95.D2442856  
GRIP:PAPER TRAY  
201702-02 X/O

99.D1472866  
COVER:PAPER TRAY:NO.2  
201507-01 O/O

91.D1492849  
DECAL:SIZE INDICATION:END FENCE:NO.2:REAR

80.D0E32835 (x2)  
RACK:SIDE FENCE  
202305-01 O/O

81.D1492836  
GEAR:Z20

2.03603006N  
SCREW - M3X6

74.D1492818  
LEVER:RISE

2.03603006N (x 1)  
SCREW - M3X6

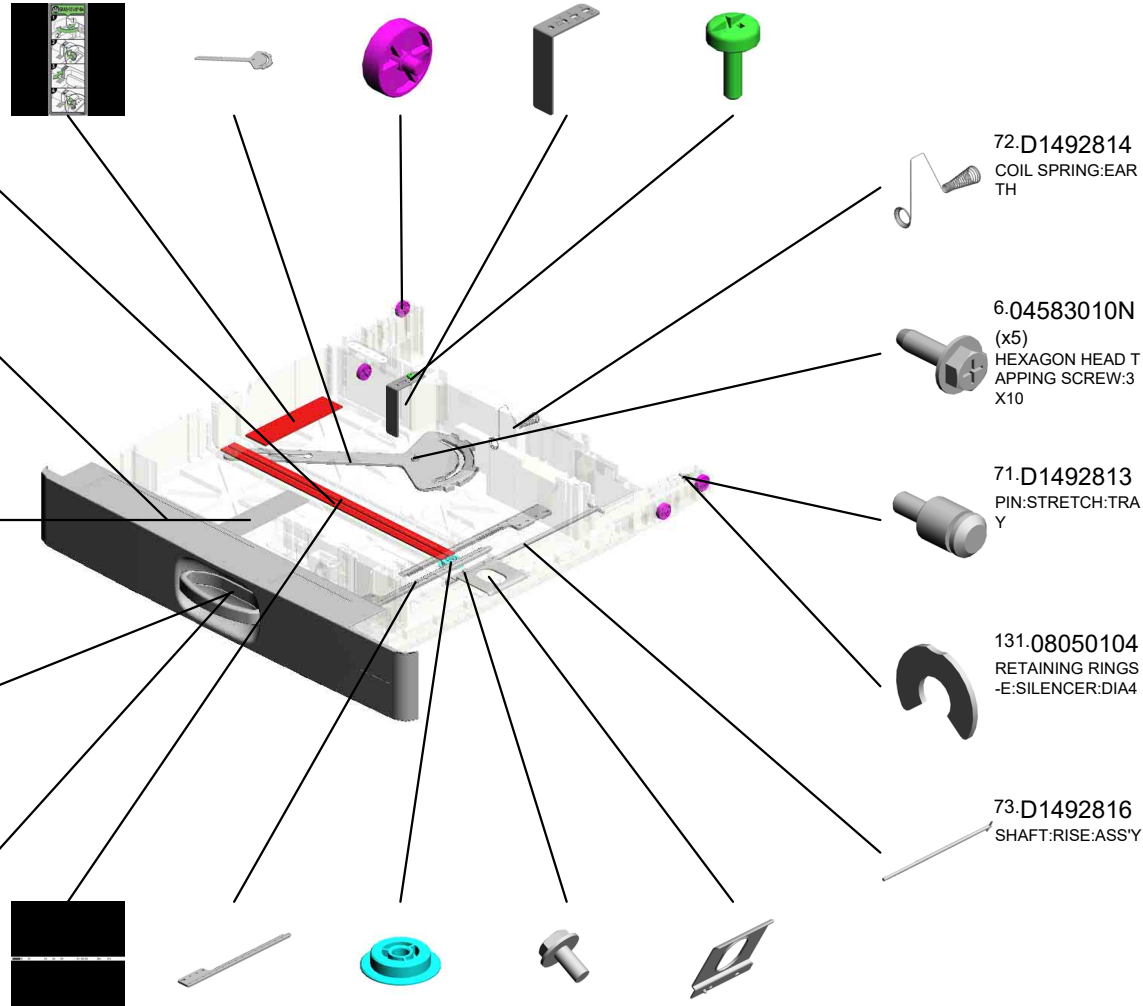
72.D1492814  
COIL SPRING:EAR TH  
6.04583010N (x 5)  
HEXAGON HEAD TAPPING SCREW:3X10

6.04583010N (x5)  
HEXAGON HEAD TAPPING SCREW:3X10

71.D1492813  
PIN:STRETCH:TRAY

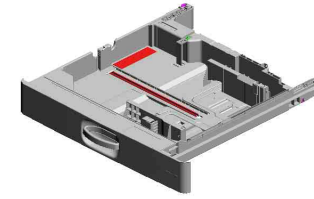
131.08050104  
RETAINING RINGS -E:SILENCER:DIA4

73.D1492816  
SHAFT:RISE:ASS'Y



U005\_S009  
PAPER TRAY:NO.2:ASS'Y

135.D6932867  
SUPPORTING PLATE:COVER:FRONT:  
PAPER TRAY  
201507-15



155.D0BQ2805  
[A]  
PAPER TRAY:NO.2  
:ASS'Y  
202106-01 O/O

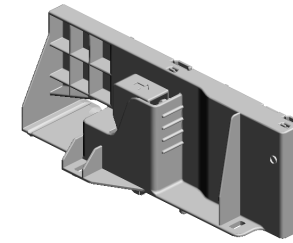


D2412805  
[A]  
PAPER TRAY:NO.2  
:ASS'Y  
202106-01 O/O

U001	U002	U003	U004	U005	U006	U007	U008	U009	U010	U011	U012	U013	U014	U015	U016	U017	U018
------	------	------	------	------	------	------	------	------	------	------	------	------	------	------	------	------	------

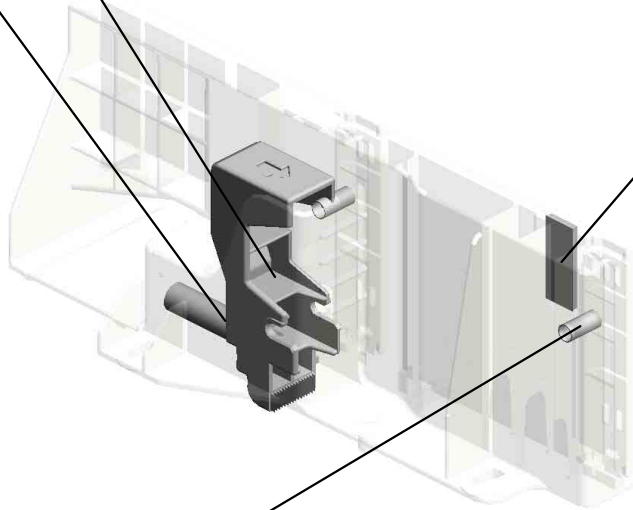

U005\_S009\_S001  
SIDE FENCE:FRONT:ASS'Y

75.D1492824  
LEVER:STOPPER:  
FRONT



103.D2412875  
SIDE FENCE:FRON  
T:ASS'Y  
201605-10 X/X

77.D1492827  
COMPRESSION SP  
RING:SIDE FENCE:  
POSITIONING



28.B2342864  
PAD:CLEANER

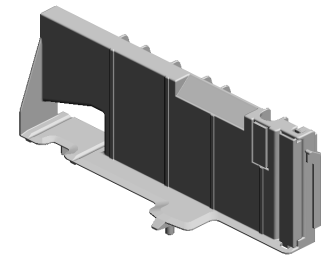


76.D1492826  
(x2)  
COMPRESSION SP  
RING:SIDE FENCE:  
PLATE:FRONT

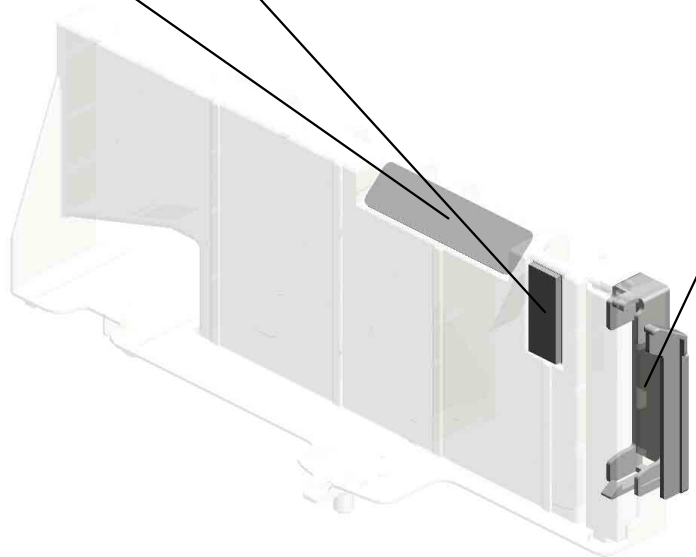

U001	U002	U003	U004	<b>U005</b>	U006	U007	U008	U009	U010	U011	U012	U013	U014	U015	U016	U017	U018
------	------	------	------	-------------	------	------	------	------	------	------	------	------	------	------	------	------	------

U005\_S009\_S002  
SIDE FENCE:REAR:ASS'Y

120.D1492952 28.B2342864  
DECAL:SIDE FENC PAD:CLEANER  
E:PAPER VOLUME



156.D0BQ2880  
[A]  
SIDE FENCE:REAR  
:ASS'Y  
202109-01 O/O



79.D1492834  
GUIDE:FEELER:PA  
PER END




D2412880  
[A]  
SIDE FENCE:REAR  
:ASS'Y  
202109-01 O/O

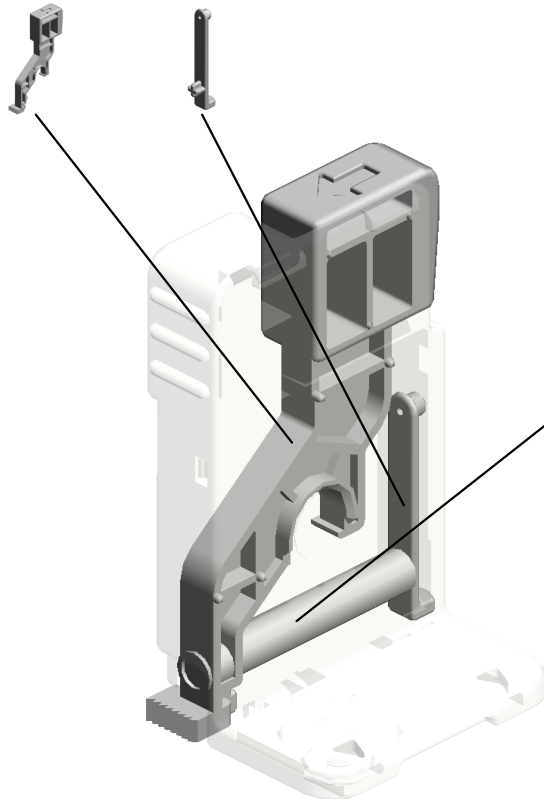
U001	U002	U003	U004	U005	U006	U007	U008	U009	U010	U011	U012	U013	U014	U015	U016	U017	U018
------	------	------	------	------	------	------	------	------	------	------	------	------	------	------	------	------	------

U005\_S009\_S003  
END FENCE:PAPER TRAY:ASS'Y

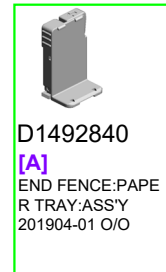
85.D1492842 86.D1492843  
LEVER:END FENC CLICK:END FENCE  
E



154.D0BQ2840  
[A]  
END FENCE:PAPE  
R TRAY:ASS'Y  
201904-01 O/O



87.D1492845  
COMPRESSION SP  
RING:END FENCE:  
LEVER:5N




D1492840  
[A]  
END FENCE:PAPE  
R TRAY:ASS'Y  
201904-01 O/O

U001	U002	U003	U004	U005	U006	U007	U008	U009	U010	U011	U012	U013	U014	U015	U016	U017	U018
------	------	------	------	------	------	------	------	------	------	------	------	------	------	------	------	------	------

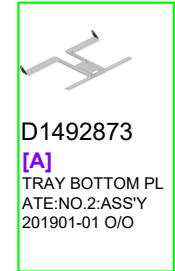



U005\_S009\_S004  
TRAY BOTTOM PLATE:NO.2:ASS'Y

147.AF013019  
PAD:TRAY BOTTO  
M PLATE  
201809-01 O/O



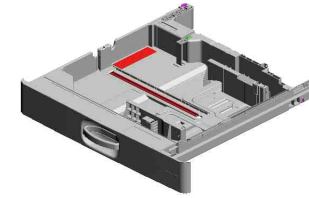
149.D0BQ2873  
[A]  
TRAY BOTTOM PL  
ATE:NO.2:ASS'Y  
201901-01 O/O



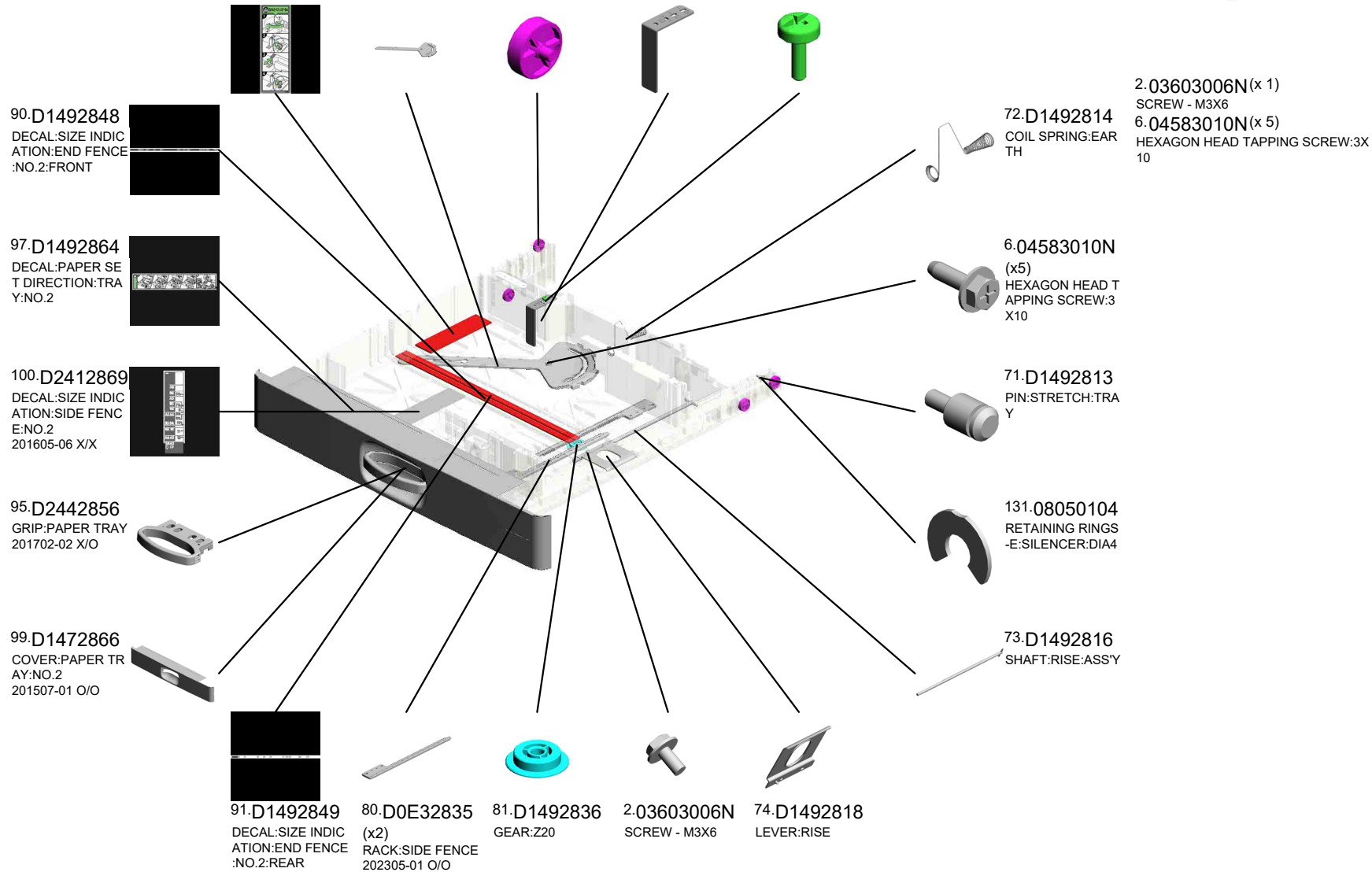
U001	U002	U003	U004	U005	U006	U007	U008	U009	U010	U011	U012	U013	U014	U015	U016	U017	U018
------	------	------	------	------	------	------	------	------	------	------	------	------	------	------	------	------	------

U005\_S010  
PAPER TRAY:NO.2:ASS'Y

- 82.D2412837 DECAL:SET:SIDE FENCE:AUXILIARY 201605-05 X/X
- 101.D1492872 LINK:END FENCE:PAPER SIZE SENSOR
- 70.D1492812 (x4) ROLLER:PAPER TRAY:DIA19
- 93.D1492852 BRACKET:AUXILIARY:SIDE FENCE
- 94.D1492854 SCREW:TYPE 2-KALI:M3X10



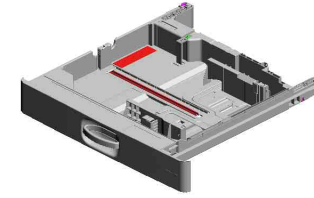
155.D0BQ2805  
[A]  
PAPER TRAY:NO.2  
:ASS'Y  
202106-01 O/O



U001	U002	U003	U004	U005	U006	U007	U008	U009	U010	U011	U012	U013	U014	U015	U016	U017	U018
------	------	------	------	------	------	------	------	------	------	------	------	------	------	------	------	------	------

U005\_S010  
PAPER TRAY:NO.2:ASS'Y

135.D6932867  
SUPPORTING PLATE:COVER:FRONT:  
PAPER TRAY  
201507-15



155.D0BQ2805  
[A]  
PAPER TRAY:NO.2  
:ASS'Y  
202106-01 O/O

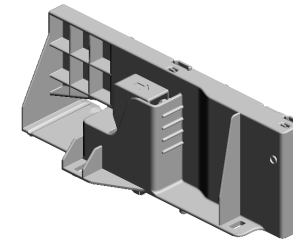


D2412805  
[A]  
PAPER TRAY:NO.2  
:ASS'Y  
202106-01 O/O

U001	U002	U003	U004	U005	U006	U007	U008	U009	U010	U011	U012	U013	U014	U015	U016	U017	U018
------	------	------	------	------	------	------	------	------	------	------	------	------	------	------	------	------	------

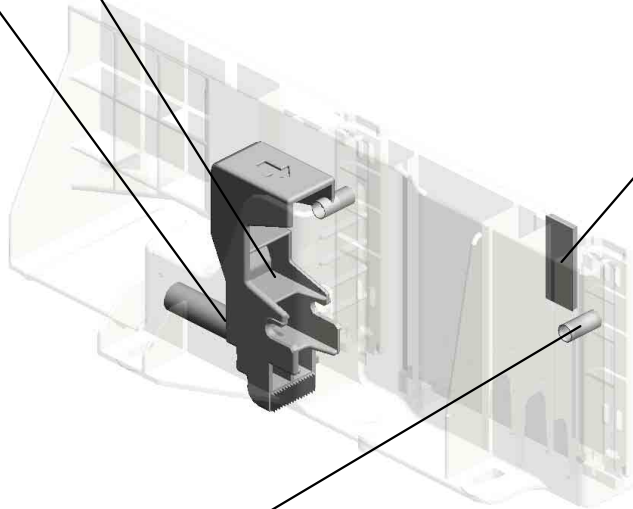

U005\_S010\_S001  
SIDE FENCE:FRONT:ASS'Y

75.D1492824  
LEVER:STOPPER:  
FRONT




103.D2412875  
SIDE FENCE:FRON  
T:ASS'Y  
201605-10 X/X

77.D1492827  
COMPRESSION SP  
RING:SIDE FENCE:  
POSITIONING



28.B2342864  
PAD:CLEANER

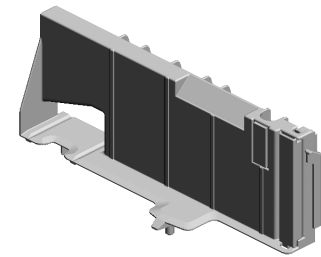


76.D1492826  
(x2)  
COMPRESSION SP  
RING:SIDE FENCE:  
PLATE:FRONT

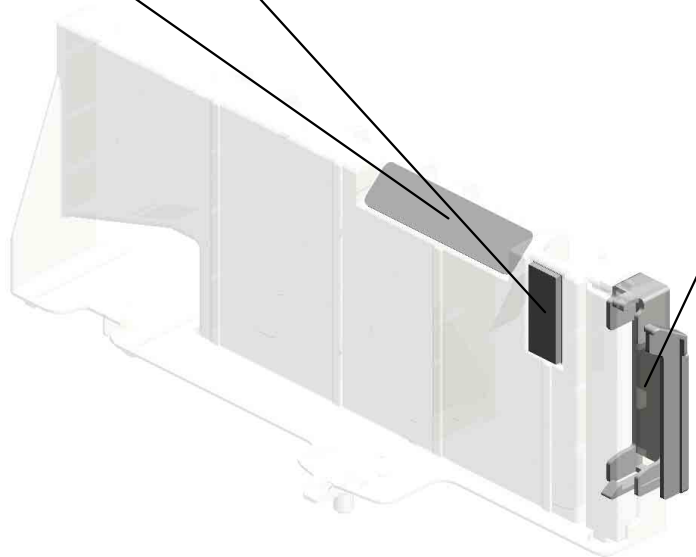

U001	U002	U003	U004	<b>U005</b>	U006	U007	U008	U009	U010	U011	U012	U013	U014	U015	U016	U017	U018
------	------	------	------	-------------	------	------	------	------	------	------	------	------	------	------	------	------	------

U005\_S010\_S002  
SIDE FENCE:REAR:ASS'Y

120.D1492952 28.B2342864  
DECAL:SIDE FENC PAD:CLEANER  
E:PAPER VOLUME



156.D0BQ2880  
[A]  
SIDE FENCE:REAR  
:ASS'Y  
202109-01 O/O



79.D1492834  
GUIDE:FEELER:PA  
PER END




D2412880  
[A]  
SIDE FENCE:REAR  
:ASS'Y  
202109-01 O/O

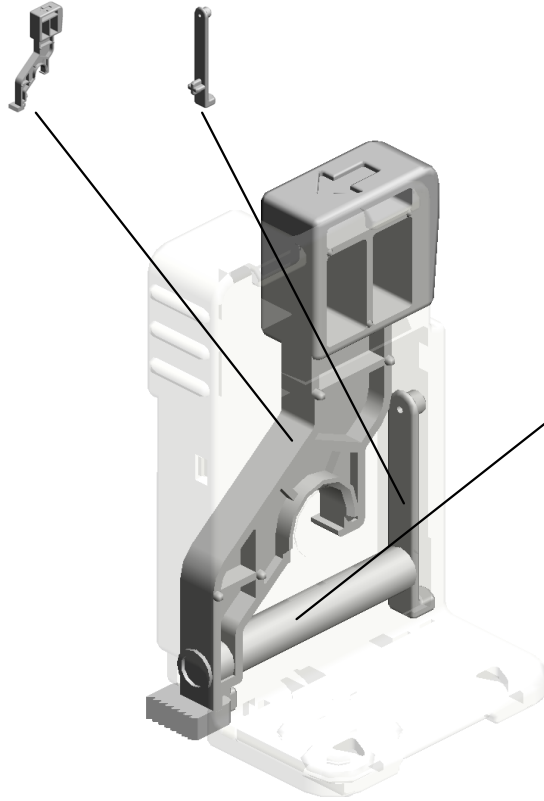
U001	U002	U003	U004	U005	U006	U007	U008	U009	U010	U011	U012	U013	U014	U015	U016	U017	U018
------	------	------	------	------	------	------	------	------	------	------	------	------	------	------	------	------	------

U005\_S010\_S003  
END FENCE:PAPER TRAY:ASS'Y

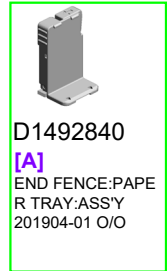
85.D1492842 86.D1492843  
LEVER:END FENC CLICK:END FENCE  
E



154.D0BQ2840  
[A]  
END FENCE:PAPE  
R TRAY:ASS'Y  
201904-01 O/O



87.D1492845  
COMPRESSION SP  
RING:END FENCE:  
LEVER:5N




D1492840  
[A]  
END FENCE:PAPE  
R TRAY:ASS'Y  
201904-01 O/O

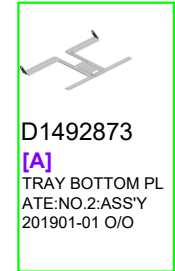

U001	U002	U003	U004	U005	U006	U007	U008	U009	U010	U011	U012	U013	U014	U015	U016	U017	U018
------	------	------	------	------	------	------	------	------	------	------	------	------	------	------	------	------	------

U005\_S010\_S004  
TRAY BOTTOM PLATE:NO.2:ASS'Y

147.AF013019  
PAD:TRAY BOTTO  
M PLATE  
201809-01 O/O



149.D0BQ2873  
[A]  
TRAY BOTTOM PL  
ATE:NO.2:ASS'Y  
201901-01 O/O



D1492873  
[A]  
TRAY BOTTOM PL  
ATE:NO.2:ASS'Y  
201901-01 O/O

U001	U002	U003	U004	U005	U006	U007	U008	U009	U010	U011	U012	U013	U014	U015	U016	U017	U018
------	------	------	------	------	------	------	------	------	------	------	------	------	------	------	------	------	------

U005\_S011  
PAPER TRAY:NO.2:ASS'Y

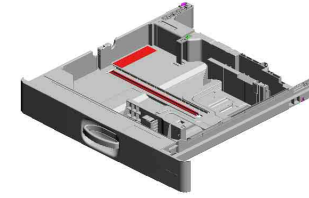
82.D2412837  
DECAL:SET:SIDE FENCE:AUXILIARY  
201605-05 X/X

101.D1492872  
LINK:END FENCE:PAPER SIZE SENSOR

70.D1492812 (x4)  
ROLLER:PAPER TRAY:DIA19

93.D1492852  
BRACKET:AUXILIARY:SIDE FENCE

94.D1492854  
SCREW:TYPE 2-KALI:M3X10



155.D0BQ2805  
[A]  
PAPER TRAY:NO.2 ASS'Y  
202106-01 O/O

90.D1492848  
DECAL:SIZE INDICATION:END FENCE:NO.2:FRONT

97.D1492864  
DECAL:PAPER SELECTION DIRECTION:TRAY:NO.2

100.D2412869  
DECAL:SIZE INDICATION:SIDE FENCE:NO.2  
201605-06 X/X

95.D2442856  
GRIP:PAPER TRAY  
201702-02 X/O

99.D1472866  
COVER:PAPER TRAY:NO.2  
201507-01 O/O

91.D1492849  
DECAL:SIZE INDICATION:END FENCE:NO.2:REAR

80.D0E32835 (x2)  
RACK:SIDE FENCE  
202305-01 O/O

81.D1492836  
GEAR:Z20

2.03603006N  
SCREW - M3X6

74.D1492818  
LEVER:RISE

2.03603006N (x 1)  
SCREW - M3X6

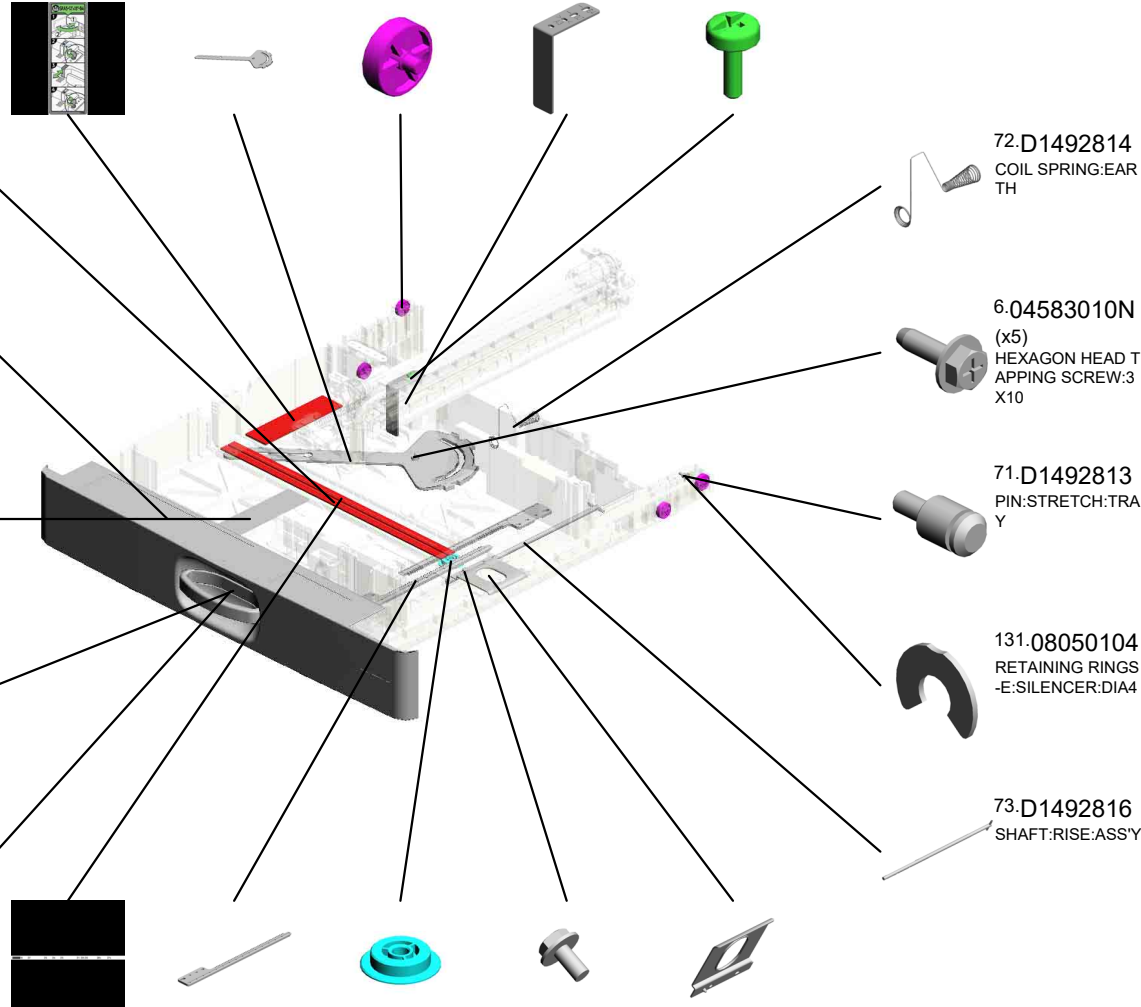
72.D1492814  
COIL SPRING:EAR TH  
6.04583010N (x 5)  
HEXAGON HEAD TAPPING SCREW:3X10

6.04583010N (x5)  
HEXAGON HEAD TAPPING SCREW:3X10

71.D1492813  
PIN:STRETCH:TRAY

131.08050104  
RETAINING RINGS -E:SILENCER:DIA4

73.D1492816  
SHAFT:RISE:ASS'Y

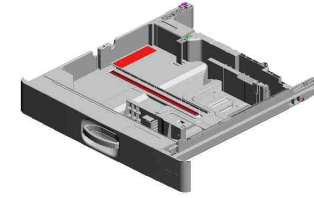


U001	U002	U003	U004	U005	U006	U007	U008	U009	U010	U011	U012	U013	U014	U015	U016	U017	U018
------	------	------	------	------	------	------	------	------	------	------	------	------	------	------	------	------	------



U005\_S011  
PAPER TRAY:NO.2:ASS'Y

135.D6932867  
SUPPORTING PLATE:COVER:FRONT:  
PAPER TRAY  
201507-15



155.D0BQ2805  
[A]  
PAPER TRAY:NO.2  
:ASS'Y  
202106-01 O/O

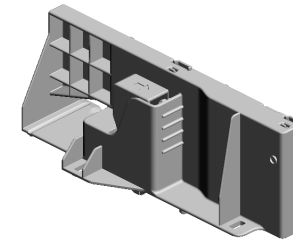


D2412805  
[A]  
PAPER TRAY:NO.2  
:ASS'Y  
202106-01 O/O

U001	U002	U003	U004	U005	U006	U007	U008	U009	U010	U011	U012	U013	U014	U015	U016	U017	U018
------	------	------	------	------	------	------	------	------	------	------	------	------	------	------	------	------	------

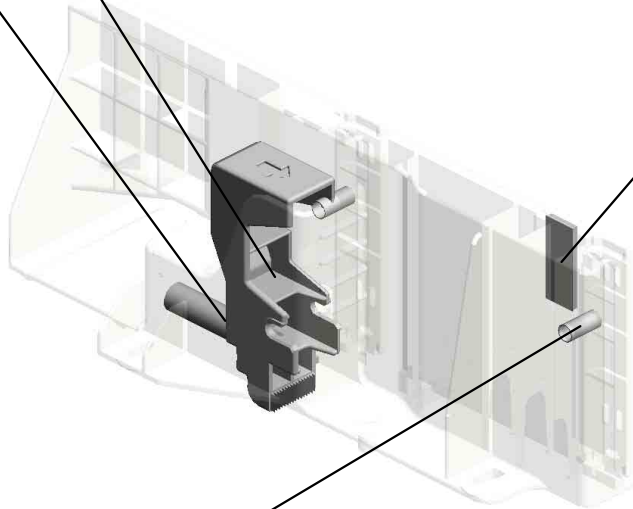

U005\_S011\_S001  
SIDE FENCE:FRONT:ASS'Y

75.D1492824  
LEVER:STOPPER:  
FRONT




103.D2412875  
SIDE FENCE:FRON  
T:ASS'Y  
201605-10 X/X

77.D1492827  
COMPRESSION SP  
RING:SIDE FENCE:  
POSITIONING



28.B2342864  
PAD:CLEANER

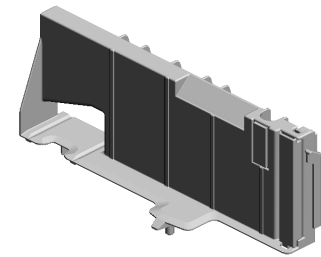


76.D1492826  
(x2)  
COMPRESSION SP  
RING:SIDE FENCE:  
PLATE:FRONT

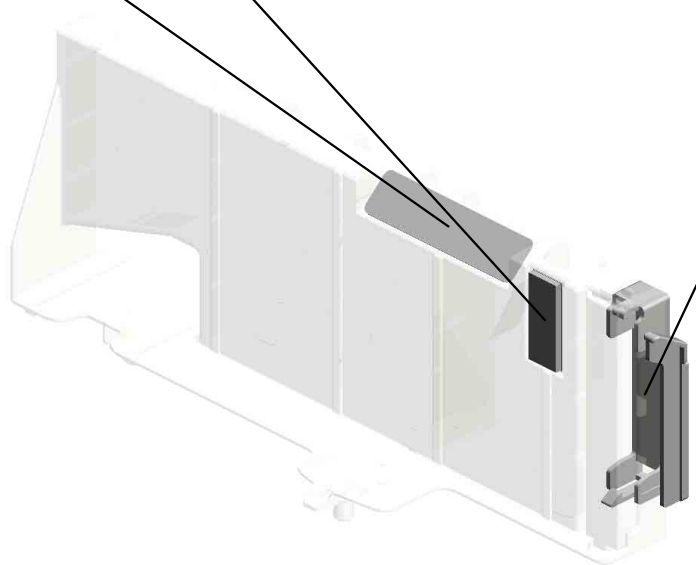

U001	U002	U003	U004	<b>U005</b>	U006	U007	U008	U009	U010	U011	U012	U013	U014	U015	U016	U017	U018
------	------	------	------	-------------	------	------	------	------	------	------	------	------	------	------	------	------	------

U005\_S011\_S002  
SIDE FENCE:REAR:ASS'Y

120.D1492952 28.B2342864  
DECAL:SIDE FENC PAD:CLEANER  
E:PAPER VOLUME



156.D0BQ2880  
[A]  
SIDE FENCE:REAR  
:ASS'Y  
202109-01 O/O



79.D1492834  
GUIDE:FEELER:PA  
PER END




D2412880  
[A]  
SIDE FENCE:REAR  
:ASS'Y  
202109-01 O/O

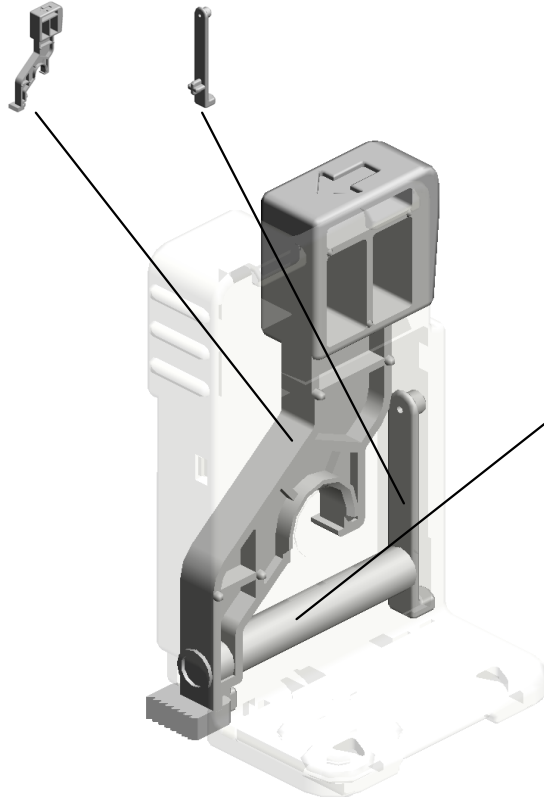
U001	U002	U003	U004	U005	U006	U007	U008	U009	U010	U011	U012	U013	U014	U015	U016	U017	U018
------	------	------	------	------	------	------	------	------	------	------	------	------	------	------	------	------	------

U005\_S011\_S003  
END FENCE:PAPER TRAY:ASS'Y

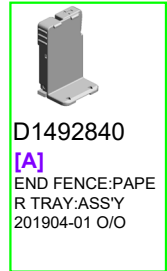
85.D1492842 86.D1492843  
LEVER:END FENC CLICK:END FENCE  
E



154.D0BQ2840  
[A]  
END FENCE:PAPE  
R TRAY:ASS'Y  
201904-01 O/O



87.D1492845  
COMPRESSION SP  
RING:END FENCE:  
LEVER:5N




D1492840  
[A]  
END FENCE:PAPE  
R TRAY:ASS'Y  
201904-01 O/O

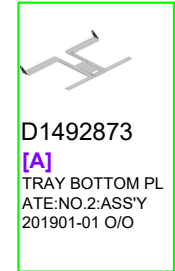

U001	U002	U003	U004	U005	U006	U007	U008	U009	U010	U011	U012	U013	U014	U015	U016	U017	U018
------	------	------	------	------	------	------	------	------	------	------	------	------	------	------	------	------	------

U005\_S011\_S004  
TRAY BOTTOM PLATE:NO.2:ASS'Y

147.AF013019  
PAD:TRAY BOTTO  
M PLATE  
201809-01 O/O



149.D0BQ2873  
[A]  
TRAY BOTTOM PL  
ATE:NO.2:ASS'Y  
201901-01 O/O



D1492873  
[A]  
TRAY BOTTOM PL  
ATE:NO.2:ASS'Y  
201901-01 O/O

U001	U002	U003	U004	U005	U006	U007	U008	U009	U010	U011	U012	U013	U014	U015	U016	U017	U018
------	------	------	------	------	------	------	------	------	------	------	------	------	------	------	------	------	------

U005\_S012  
PAPER TRAY:NO.2:ASS'Y

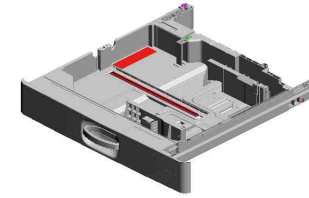
82.D2412837  
DECAL:SET:SIDE FENCE:AUXILIARY  
201605-05 X/X

101.D1492872  
LINK:END FENCE:PAPER SIZE SENSOR

70.D1492812 (x4)  
ROLLER:PAPER TRAY:DIA19

93.D1492852  
BRACKET:AUXILIARY:SIDE FENCE

94.D1492854  
SCREW:TYPE 2-KALI:M3X10



155.D0BQ2805  
[A]  
PAPER TRAY:NO.2  
:ASS'Y  
202106-01 O/O

90.D1492848  
DECAL:SIZE INDICATION:END FENCE:NO.2:FRONT

97.D1492864  
DECAL:PAPER SET DIRECTION:TRAY:NO.2

100.D2412869  
DECAL:SIZE INDICATION:SIDE FENCE:NO.2  
201605-06 X/X

95.D2442856  
GRIP:PAPER TRAY  
201702-02 X/O

99.D1472866  
COVER:PAPER TRAY:NO.2  
201507-01 O/O

91.D1492849  
DECAL:SIZE INDICATION:END FENCE:NO.2:REAR

80.D0E32835 (x2)  
RACK:SIDE FENCE  
202305-01 O/O

81.D1492836  
GEAR:Z20

2.03603006N (x2)  
SCREW - M3X6

74.D1492818  
LEVER:RISE

6.04583010N (x 5)  
HEXAGON HEAD TAPPING SCREW:3X10

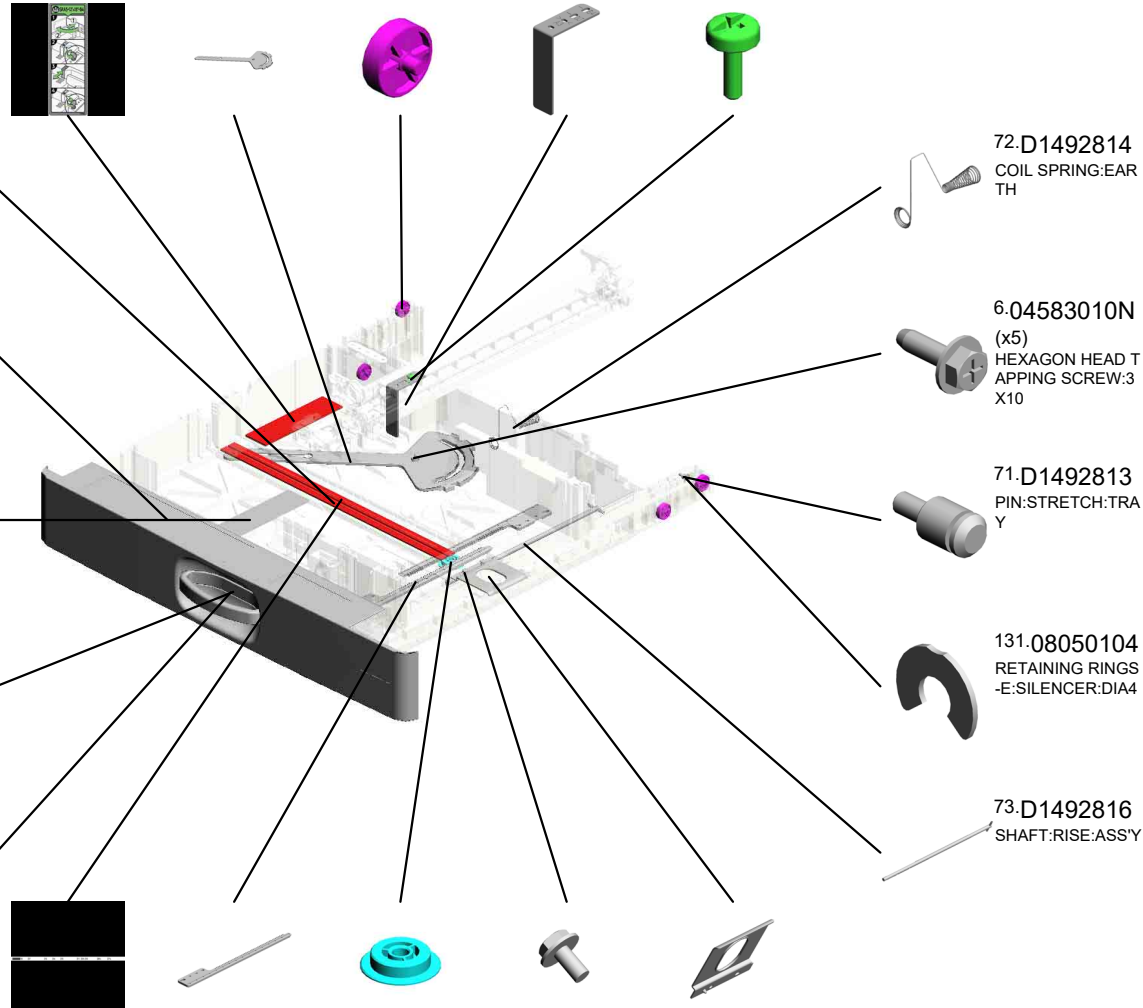
72.D1492814  
COIL SPRING:EAR TH

6.04583010N (x5)  
HEXAGON HEAD TAPPING SCREW:3X10

71.D1492813  
PIN:STRETCH:TRAY

131.08050104  
RETAINING RINGS -E:SILENCER:DIA4

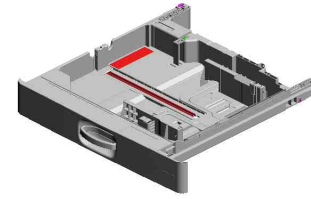
73.D1492816  
SHAFT:RISE:ASS'Y



U001	U002	U003	U004	U005	U006	U007	U008	U009	U010	U011	U012	U013	U014	U015	U016	U017	U018
------	------	------	------	------	------	------	------	------	------	------	------	------	------	------	------	------	------

U005\_S012  
PAPER TRAY:NO.2:ASS'Y

135.D6932867  
SUPPORTING PLATE:COVER:FRONT:  
PAPER TRAY  
201507-15



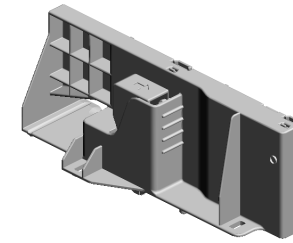
155.D0BQ2805  
[A]  
PAPER TRAY:NO.2  
:ASS'Y  
202106-01 O/O



U001	U002	U003	U004	U005	U006	U007	U008	U009	U010	U011	U012	U013	U014	U015	U016	U017	U018
------	------	------	------	------	------	------	------	------	------	------	------	------	------	------	------	------	------

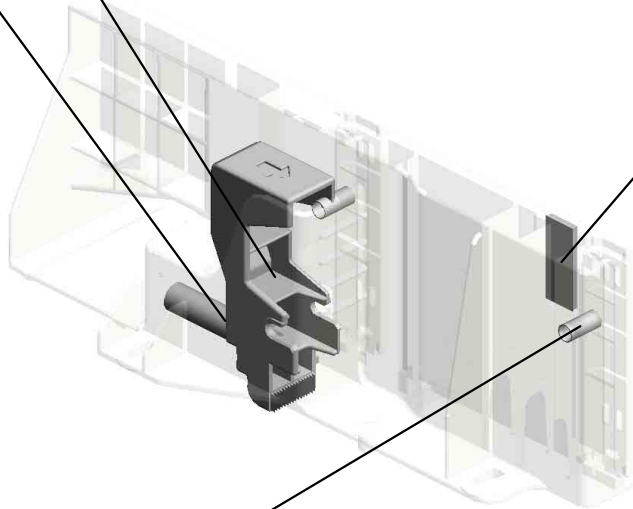

U005\_S012\_S001  
SIDE FENCE:FRONT:ASS'Y

75.D1492824  
LEVER:STOPPER:  
FRONT




103.D2412875  
SIDE FENCE:FRON  
T:ASS'Y  
201605-10 X/X

77.D1492827  
COMPRESSION SP  
RING:SIDE FENCE:  
POSITIONING



28.B2342864  
PAD:CLEANER



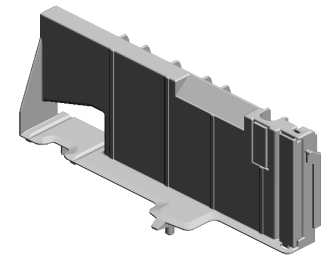
76.D1492826  
(x2)  
COMPRESSION SP  
RING:SIDE FENCE:  
PLATE:FRONT

U001	U002	U003	U004	<b>U005</b>	U006	U007	U008	U009	U010	U011	U012	U013	U014	U015	U016	U017	U018
------	------	------	------	-------------	------	------	------	------	------	------	------	------	------	------	------	------	------

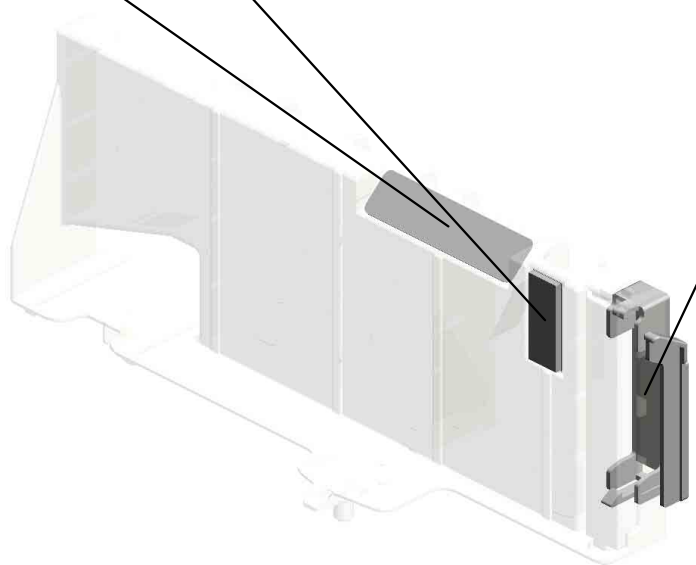



U005\_S012\_S002  
SIDE FENCE:REAR:ASS'Y

120.D1492952 28.B2342864  
DECAL:SIDE FENC PAD:CLEANER  
E:PAPER VOLUME



156.D0BQ2880  
[A]  
SIDE FENCE:REAR  
:ASS'Y  
202109-01 O/O



79.D1492834  
GUIDE:FEELER:PA  
PER END




D2412880  
[A]  
SIDE FENCE:REAR  
:ASS'Y  
202109-01 O/O

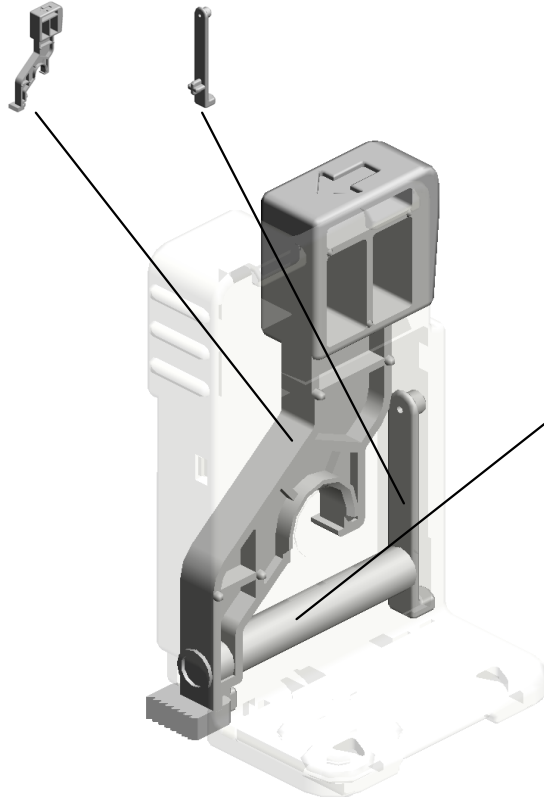
U001	U002	U003	U004	U005	U006	U007	U008	U009	U010	U011	U012	U013	U014	U015	U016	U017	U018
------	------	------	------	------	------	------	------	------	------	------	------	------	------	------	------	------	------

U005\_S012\_S003  
END FENCE:PAPER TRAY:ASS'Y

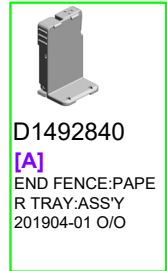
85.D1492842 86.D1492843  
LEVER:END FENC CLICK:END FENCE  
E



154.D0BQ2840  
[A]  
END FENCE:PAPE  
R TRAY:ASS'Y  
201904-01 O/O



87.D1492845  
COMPRESSION SP  
RING:END FENCE:  
LEVER:5N




D1492840  
[A]  
END FENCE:PAPE  
R TRAY:ASS'Y  
201904-01 O/O

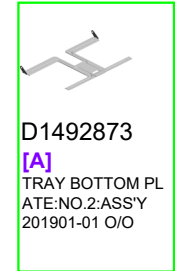

U001	U002	U003	U004	U005	U006	U007	U008	U009	U010	U011	U012	U013	U014	U015	U016	U017	U018
------	------	------	------	------	------	------	------	------	------	------	------	------	------	------	------	------	------

U005\_S012\_S004  
TRAY BOTTOM PLATE:NO.2:ASS'Y

147.AF013019  
PAD:TRAY BOTTO  
M PLATE  
201809-01 O/O



149.D0BQ2873  
[A]  
TRAY BOTTOM PL  
ATE:NO.2:ASS'Y  
201901-01 O/O



D1492873  
[A]  
TRAY BOTTOM PL  
ATE:NO.2:ASS'Y  
201901-01 O/O

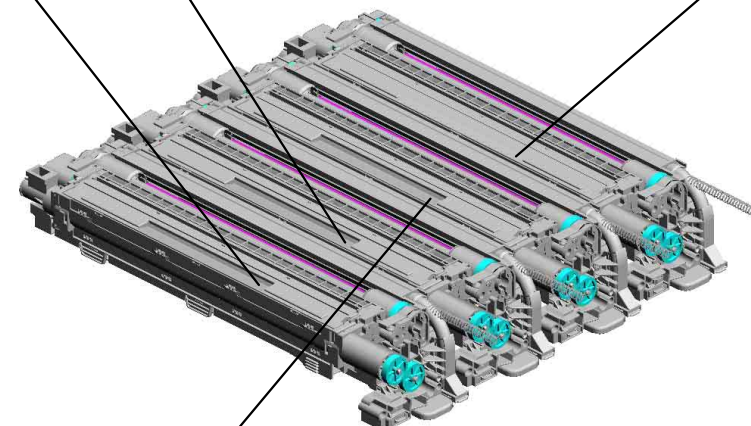
U001	U002	U003	U004	U005	U006	U007	U008	U009	U010	U011	U012	U013	U014	U015	U016	U017	U018
------	------	------	------	------	------	------	------	------	------	------	------	------	------	------	------	------	------

# U006.PROCESSES AROUND PHOTOCONDUCTOR

U006 S003  
D1862277  
PCDU:MAGENTA:SERVICE PARTS

U006 S004  
D1862278  
PCDU:YELLOW:SERVICE PARTS

U006 S001  
D1862275  
PCDU:BLACK:SERVICE PARTS


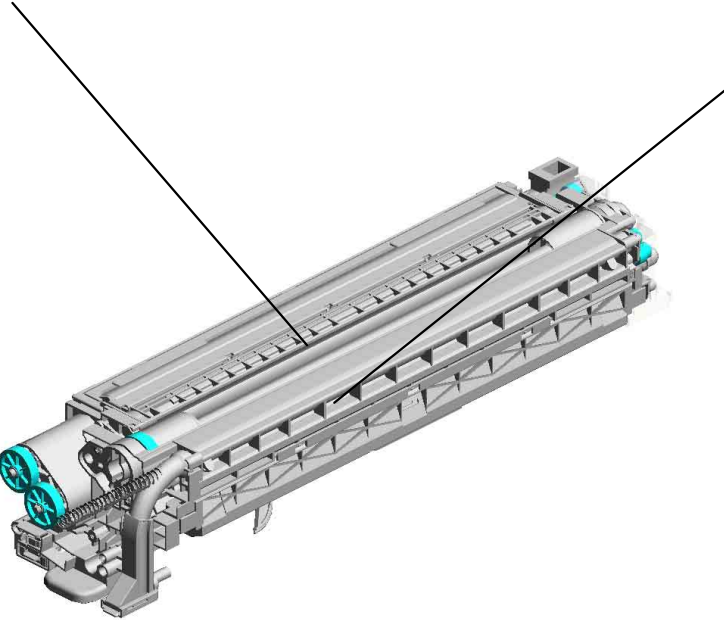


U006 S002  
D1862276  
PCDU:CYAN:SERVICE PARTS

U001	U002	U003	U004	U005	<b>U006</b>	U007	U008	U009	U010	U011	U012	U013	U014	U015	U016	U017	U018
------	------	------	------	------	-------------	------	------	------	------	------	------	------	------	------	------	------	------

# U006\_S001.PCDU:BLACK:SERVICE PARTS

U006 S001 S002  
D1863054  
DEVELOPMENT UNIT:BLACK  
:SERVICE PARTS



U006 S001 S001  
D1862218  
PCU:BLACK:SERVICE PART  
S

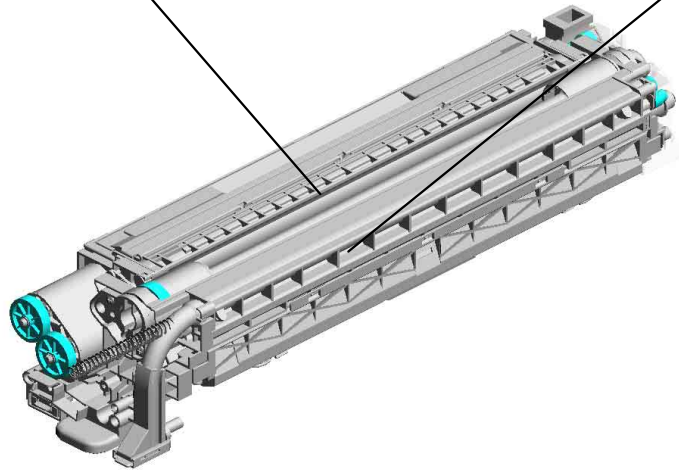
U001	U002	U003	U004	U005	<b>U006</b>	U007	U008	U009	U010	U011	U012	U013	U014	U015	U016	U017	U018
------	------	------	------	------	-------------	------	------	------	------	------	------	------	------	------	------	------	------

# U006\_S002.PCDU:CYAN:SERVICE PARTS

U006 S002 S002  
D1863064  
DEVELOPMENT UNIT:CYAN:  
SERVICE PARTS



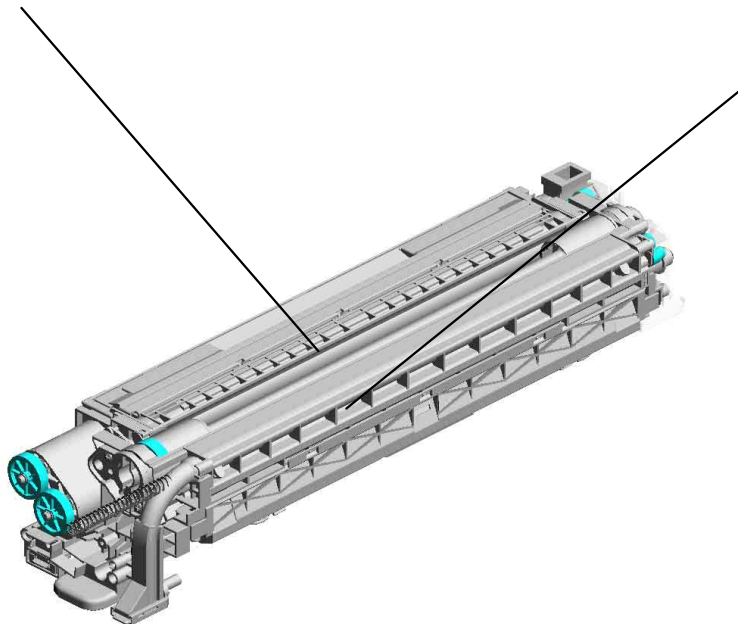
U006 S002 S001  
D1862219  
PCU:COLLAR:SERVICE PARTS



U001	U002	U003	U004	U005	<b>U006</b>	U007	U008	U009	U010	U011	U012	U013	U014	U015	U016	U017	U018
------	------	------	------	------	-------------	------	------	------	------	------	------	------	------	------	------	------	------

# U006\_S003.PCDU:MAGENTA:SERVICE PARTS

U006 S003 S002  
D1863074  
DEVELOPMENT UNIT:MAGE  
NTA:SERVICE PARTS




U006 S003 S001  
D1862219  
PCU:COLLAR:SERVICE PARTS

U001	U002	U003	U004	U005	<b>U006</b>	U007	U008	U009	U010	U011	U012	U013	U014	U015	U016	U017	U018
------	------	------	------	------	-------------	------	------	------	------	------	------	------	------	------	------	------	------

# U006\_S004.PCDU:YELLOW:SERVICE PARTS

U006 S004 S002  
D1863084  
DEVELOPMENT UNIT:YELLO  
W:SERVICE PARTS





U006 S004 S001  
D1862219  
PCU:COLLAR:SERVICE PAR  
TS

U001	U002	U003	U004	U005	<b>U006</b>	U007	U008	U009	U010	U011	U012	U013	U014	U015	U016	U017	U018
------	------	------	------	------	-------------	------	------	------	------	------	------	------	------	------	------	------	------



U006  
PROCESSES AROUND PHOTOCONDUCTOR


1-03603006N  
(x4)  
SCREW - M3X6




U001	U002	U003	U004	U005	<b>U006</b>	U007	U008	U009	U010	U011	U012	U013	U014	U015	U016	U017	U018
------	------	------	------	------	-------------	------	------	------	------	------	------	------	------	------	------	------	------

U006\_S001  
PCDU:BLACK:SERVICE PARTS

37.M0AJ2379  
DUCT:GEAR:DEVE  
LOPMENT:SUB-AS  
S'Y  
201802-03 O/O



2.04593010N  
BINDING HEAD TA  
PPING SCREW:3X  
10



46.D1862275  
[A]  
PCDU:BLACK:SER  
VICE PARTS  
201906-02 O/O



D1862265  
[A]  
PCDU:BLACK:SER  
VICE PARTS  
201906-02 O/O

U001	U002	U003	U004	U005	<b>U006</b>	U007	U008	U009	U010	U011	U012	U013	U014	U015	U016	U017	U018
------	------	------	------	------	-------------	------	------	------	------	------	------	------	------	------	------	------	------

U006\_S001\_S001  
 PCU:BLACK:SERVICE PARTS



4.D1492384  
 DRUM STAY:PCU:FRONT:ASSY  
 202004-01

2.04593010N (x5)  
 BINDING HEAD TAPPING SCREW:3X10




22.GA003033  
 DECAL - SHIELDING PLATE K  
 201406-02



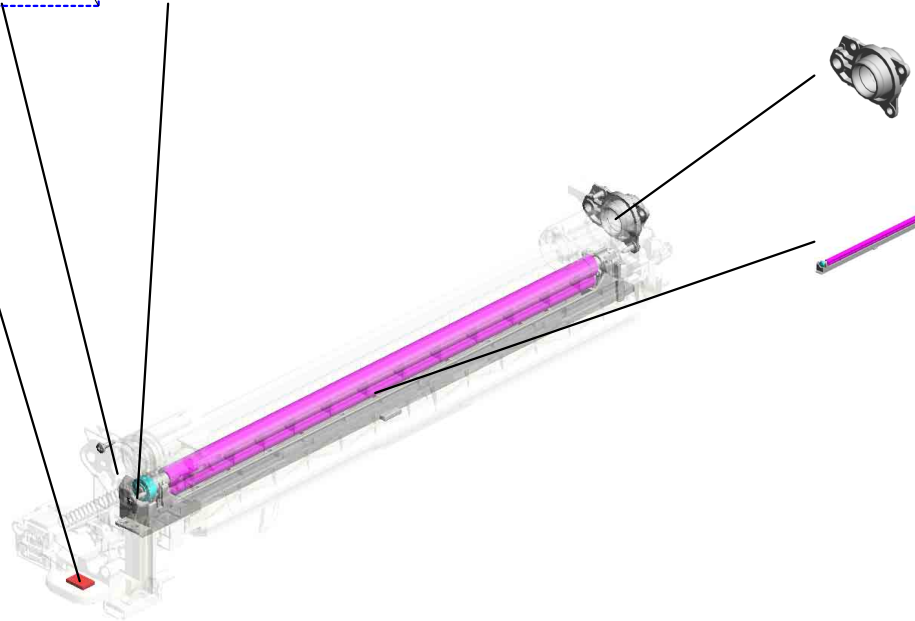
5.D1493196  
 DRUM STAY:REAR:PCU



52.D0BQ2071  
 CHARGE UNIT:ASSY  
 201911-02 X/O



43.D1862218  
 [A]  
 PCU:BLACK:SERVICE PARTS  
 201909-01 O/O



D1862228  
 [A]  
 PCU:BLACK:SERVICE PARTS  
 201909-01 O/O

U001	U002	U003	U004	U005	U006	U007	U008	U009	U010	U011	U012	U013	U014	U015	U016	U017	U018
------	------	------	------	------	------	------	------	------	------	------	------	------	------	------	------	------	------


U006\_S001\_S002  
 DEVELOPMENT UNIT:BLACK:SERVICE PARTS

51.D1493075 49.D1493073  
 GEAR:IDLER:DEVE JOINT:DEVELOPM  
 LOPMENT ROLLER ENT



16.D1863054  
 [A]  
 DEVELOPMENT UN  
 IT:BLACK:SERVIC  
 E PARTS  
 202006-01 X/O

36.D1493076  
 (x2)  
 GEAR:TRANSPOR  
 T SCREW:FRONT



35.08050100  
 RETAINING RING -  
 M2.5



50.D1493074  
 GEAR:IDLER:TRAN  
 SPORT SCREW

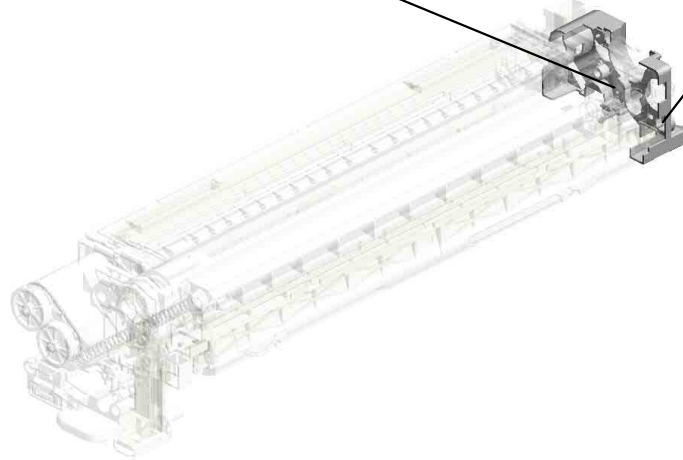
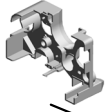


D1863051  
 [A]  
 DEVELOPMENT UN  
 IT:BLACK:SERVIC  
 E PARTS:DOM  
 202006-01 X/O


U001	U002	U003	U004	U005	U006	U007	U008	U009	U010	U011	U012	U013	U014	U015	U016	U017	U018
------	------	------	------	------	------	------	------	------	------	------	------	------	------	------	------	------	------

U006\_S002  
PCDU:CYAN:SERVICE PARTS

37.M0AJ2379  
DUCT:GEAR:DEVE  
LOPMENT:SUB-AS  
S'Y  
201802-03 O/O



2.04593010N  
BINDING HEAD TA  
PPING SCREW:3X  
10



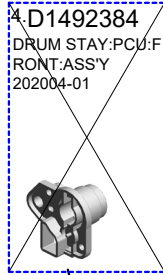
42.D1862276  
[A]  
PCDU:CYAN:SERVI  
CE PARTS  
201910-01 O/O



D1862266  
[A]  
PCDU:CYAN:SERVI  
CE PARTS  
201910-01 O/O


U001	U002	U003	U004	U005	<b>U006</b>	U007	U008	U009	U010	U011	U012	U013	U014	U015	U016	U017	U018
------	------	------	------	------	-------------	------	------	------	------	------	------	------	------	------	------	------	------

U006\_S002\_S001  
 PCU:COLLAR:SERVICE PARTS



4.D1492384  
 DRUM STAY:PCU:F  
 RONT:ASS'Y  
 202004-01

52.D0BQ2071  
 CHARGE UNIT:ASS  
 'Y  
 201911-02 X/O




44.D1862219  
 [A]  
 PCU:COLLAR:SER  
 VICE PARTS  
 201908-01 O/O

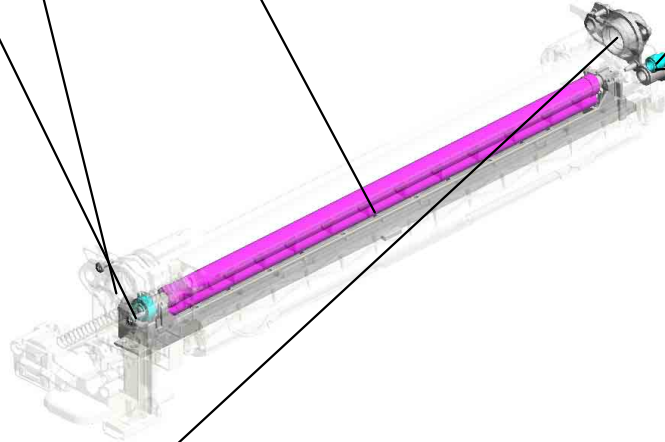
2.04593010N  
 (x5)  
 BINDING HEAD TA  
 PPING SCREW:3X  
 10



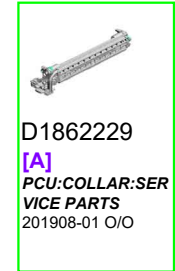
23.D1492342  
 GEAR:IDLER:DISC  
 HARGE USED TON  
 ER:COLOR



24.D1492349  
 JOINT:CLEANING:  
 COLOR  
 201605-19



5.D1493196  
 DRUM STAY:REAR  
 :PCU



D1862229  
 [A]  
 PCU:COLLAR:SER  
 VICE PARTS  
 201908-01 O/O

U001	U002	U003	U004	U005	U006	U007	U008	U009	U010	U011	U012	U013	U014	U015	U016	U017	U018
------	------	------	------	------	------	------	------	------	------	------	------	------	------	------	------	------	------

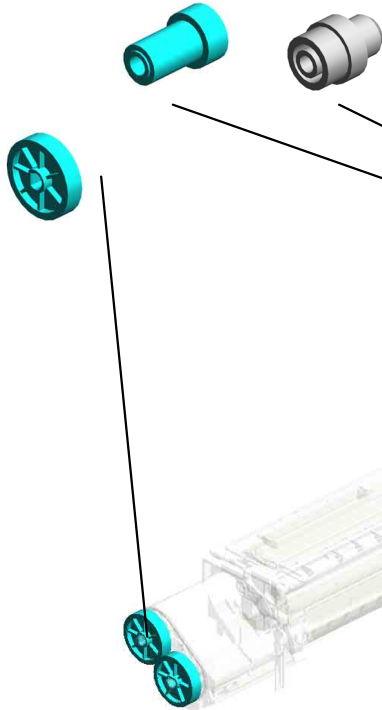
51.D1493075 49.D1493073  
 GEAR:IDLER:DEVE JOINT:DEVELOPM  
 LOPMENT ROLLER ENT



13.D1863064

[A]  
 DEVELOPMENT UN  
 IT:CYAN:SERVICE  
 PARTS  
 202007-01 X/O

36.D1493076  
 (x2)  
 GEAR:TRANSPOR  
 T SCREW:FRONT



35.08050100  
 RETAINING RING -  
 M2.5

50.D1493074  
 GEAR:IDLER:TRAN  
 SPORT SCREW

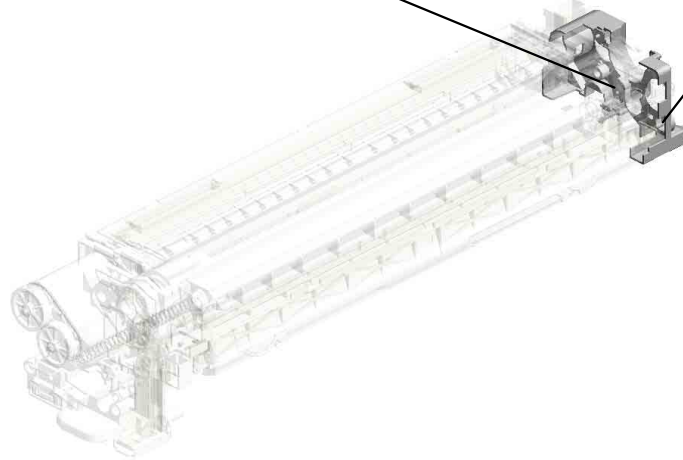


D1863062  
 [A]  
 DEVELOPMENT UN  
 IT:CYAN:SERVICE  
 PARTS  
 202007-01 X/O


U001	U002	U003	U004	U005	U006	U007	U008	U009	U010	U011	U012	U013	U014	U015	U016	U017	U018
------	------	------	------	------	------	------	------	------	------	------	------	------	------	------	------	------	------

U006\_S003  
PCDU:MAGENTA:SERVICE PARTS

37.M0AJ2379  
DUCT:GEAR:DEVE  
LOPMENT:SUB-AS  
S'Y  
201802-03 O/O



2.04593010N  
BINDING HEAD TA  
PPING SCREW:3X  
10



47.D1862277  
[A]  
PCDU:MAGENTA:S  
ERVICE PARTS  
201909-02 O/O

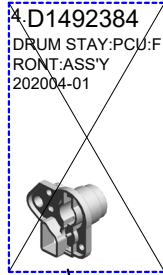


D1862267  
[A]  
PCDU:MAGENTA:S  
ERVICE PARTS  
201909-02 O/O

U001	U002	U003	U004	U005	<b>U006</b>	U007	U008	U009	U010	U011	U012	U013	U014	U015	U016	U017	U018
------	------	------	------	------	-------------	------	------	------	------	------	------	------	------	------	------	------	------



U006\_S003\_S001  
 PCU:COLLAR:SERVICE PARTS




4.D1492384  
 DRUM STAY:PCU:F  
 RONT:ASS'Y  
 202004-01

52.D0BQ2071  
 CHARGE UNIT:ASS  
 Y  
 201911-02 X/O

2.04593010N  
 (x5)  
 BINDING HEAD TA  
 PPING SCREW:3X  
 10




5.D1493196  
 DRUM STAY:REAR  
 :PCU



23.D1492342  
 GEAR:IDLER:DISC  
 HARGE USED TON  
 ER:COLOR



24.D1492349  
 JOINT:CLEANING:  
 COLOR  
 201605-19



44.D1862219  
 [A]  
 PCU:COLLAR:SER  
 VICE PARTS  
 201908-01 O/O



D1862229  
 [A]  
 PCU:COLLAR:SER  
 VICE PARTS  
 201908-01 O/O

U001	U002	U003	U004	U005	U006	U007	U008	U009	U010	U011	U012	U013	U014	U015	U016	U017	U018
------	------	------	------	------	------	------	------	------	------	------	------	------	------	------	------	------	------


U006\_S003\_S002  
 DEVELOPMENT UNIT:MAGENTA:SERVICE PARTS

51.D1493075 49.D1493073  
 GEAR:IDLER:DEVE JOINT:DEVELOPM  
 LOPMENT ROLLER ENT



**18.D1863074**  
 [A]  
 DEVELOPMENT UN  
 IT:MAGENTA:SERV  
 ICE PARTS  
 202006-02 X/O

36.D1493076  
 (x2)  
 GEAR:TRANSPOR  
 T SCREW:FRONT



35.08050100  
 RETAINING RING -  
 M2.5



50.D1493074  
 GEAR:IDLER:TRAN  
 SPORT SCREW

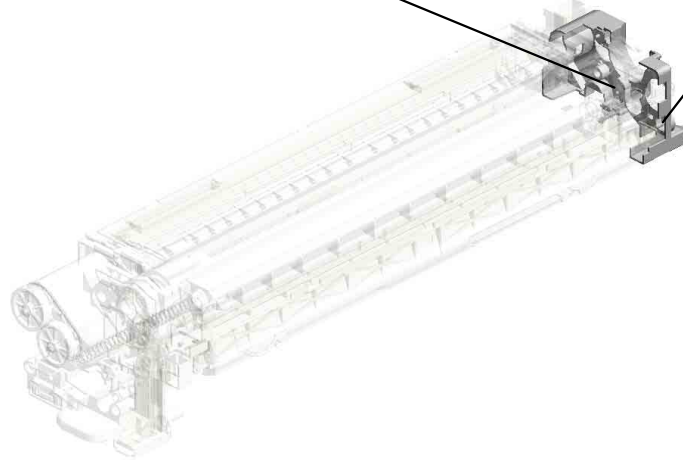


**D1863071**  
 [A]  
 DEVELOPMENT UN  
 IT:MAGENTA:SERV  
 ICE PARTS:DOM  
 202006-02 X/O


U001	U002	U003	U004	U005	<b>U006</b>	U007	U008	U009	U010	U011	U012	U013	U014	U015	U016	U017	U018
------	------	------	------	------	-------------	------	------	------	------	------	------	------	------	------	------	------	------

U006\_S004  
PCDU:YELLOW:SERVICE PARTS

37.M0AJ2379  
DUCT:GEAR:DEVE  
LOPMENT:SUB-AS  
S'Y  
201802-03 O/O



2.04593010N  
BINDING HEAD TA  
PPING SCREW:3X  
10



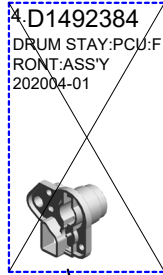
45.D1862278  
[A]  
PCDU:YELLOW:SE  
RVICE PARTS  
201908-02 O/O



D1862268  
[A]  
PCDU:YELLOW:SE  
RVICE PARTS  
201908-02 O/O


U001	U002	U003	U004	U005	<b>U006</b>	U007	U008	U009	U010	U011	U012	U013	U014	U015	U016	U017	U018
------	------	------	------	------	-------------	------	------	------	------	------	------	------	------	------	------	------	------

U006\_S004\_S001  
 PCU:COLLAR:SERVICE PARTS



4.D1492384  
 DRUM STAY:PCU:FRONT:ASSY  
 202004-01

52.D0BQ2071  
 CHARGE UNIT:ASSY  
 201911-02 X/O




44.D1862219  
 [A]  
 PCU:COLLAR:SERVICE PARTS  
 201908-01 O/O

2.04593010N  
 (x5)  
 BINDING HEAD TAPPING SCREW:3X10



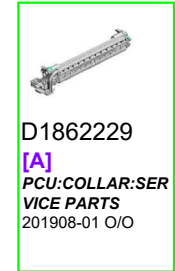
23.D1492342  
 GEAR:IDLER:DISCHARGE USED TONER:COLOR



24.D1492349  
 JOINT:CLEANING:COLOR  
 201605-19



5.D1493196  
 DRUM STAY:REAR:PCU



D1862229  
 [A]  
 PCU:COLLAR:SERVICE PARTS  
 201908-01 O/O

U001	U002	U003	U004	U005	U006	U007	U008	U009	U010	U011	U012	U013	U014	U015	U016	U017	U018
------	------	------	------	------	------	------	------	------	------	------	------	------	------	------	------	------	------


U006\_S004\_S002  
 DEVELOPMENT UNIT:YELLOW:SERVICE PARTS

51.D1493075 49.D1493073  
 GEAR:IDLER:DEVE JOINT:DEVELOPM  
 LOPMENT ROLLER ENT



53.D1863084  
 [A]  
 DEVELOPMENT UN  
 IT:YELLOW:SERVI  
 CE PARTS  
 202010-01 O/O

36.D1493076  
 (x2)  
 GEAR:TRANSPOR  
 T SCREW:FRONT



35.08050100  
 RETAINING RING -  
 M2.5



50.D1493074  
 GEAR:IDLER:TRAN  
 SPORT SCREW



D1863083  
 [A]  
 DEVELOPMENT UN  
 IT:YELLOW:SERVI  
 CE PARTS  
 202010-01 O/O

U001	U002	U003	U004	U005	U006	U007	U008	U009	U010	U011	U012	U013	U014	U015	U016	U017	U018
------	------	------	------	------	------	------	------	------	------	------	------	------	------	------	------	------	------

# U007.TONNER SUPPLY

U007 S005  
D1473281  
HOUSING:TONER CARTRID  
GE:BK:ASS'Y

U007 S010  
D0BQ3284  
TRANSPORT SCREW:NOZZL  
E:CMY:ASS'Y

U007 S006  
D1473282  
HOUSING:TONER CARTRID  
GE:CMY:ASS'Y

U007 S004  
D0BQ3219  
DRIVE UNIT:TONER BOTTLE  
:ASS'Y

U007 S007  
D1473282  
HOUSING:TONER CARTRID  
GE:CMY:ASS'Y

U007 S009  
D0BQ3283  
TRANSPORT SCREW:NOZZL  
E:BK:ASS'Y

U007 S012  
D0BQ3284  
TRANSPORT SCREW:NOZZL  
E:CMY:ASS'Y

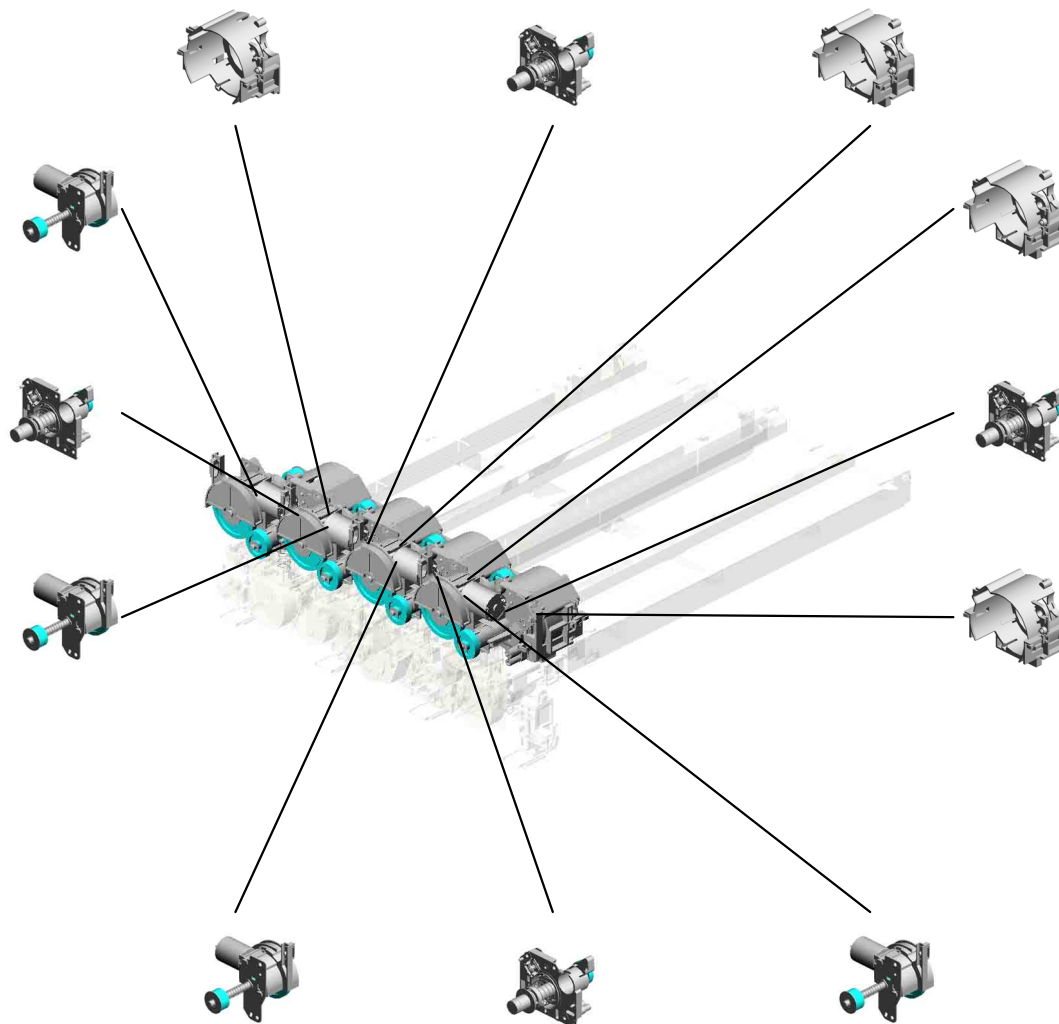
U007 S003  
D0BQ3219  
DRIVE UNIT:TONER BOTTLE  
:ASS'Y

U007 S008  
D1473282  
HOUSING:TONER CARTRID  
GE:CMY:ASS'Y

U007 S001  
D0BQ3219  
DRIVE UNIT:TONER BOTTLE  
:ASS'Y

U007 S011  
D0BQ3284  
TRANSPORT SCREW:NOZZL  
E:CMY:ASS'Y


U007 S002  
D0BQ3219  
DRIVE UNIT:TONER BOTTLE  
:ASS'Y



U001	U002	U003	U004	U005	U006	U007	U008	U009	U010	U011	U012	U013	U014	U015	U016	U017	U018
------	------	------	------	------	------	------	------	------	------	------	------	------	------	------	------	------	------

# U007.TONNER SUPPRY

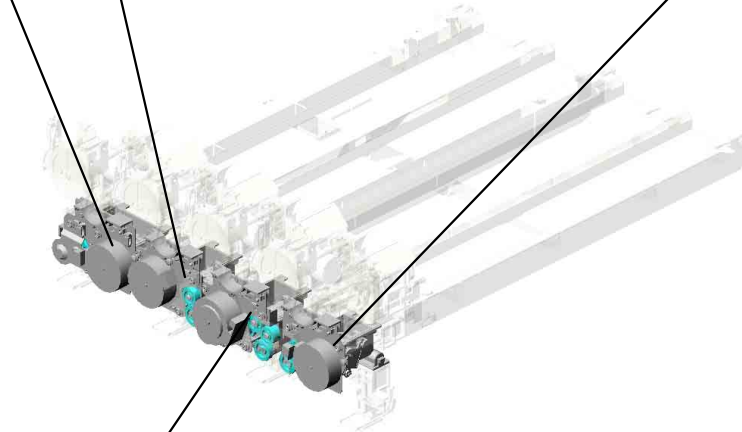
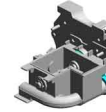
U007 S014  
D0BQ3272  
TONER HOPPER:TONER SU  
PLY:C:ASSY




U007 S013  
D0BQ3242  
TONER HOPPER:TONER SU  
PLY:BK:ASSY



U007 S016  
D0BQ3312  
TONER HOPPER:TONER SU  
PLY:Y:ASSY



U007 S015  
D0BQ3282  
TONER HOPPER:TONER SU  
PLY:M:ASSY




U001	U002	U003	U004	U005	U006	U007	U008	U009	U010	U011	U012	U013	U014	U015	U016	U017	U018
------	------	------	------	------	------	------	------	------	------	------	------	------	------	------	------	------	------

# U007 TONNER SUPPLY


3.04583008N (x27)  
HEXAGON HEAD TAPPING SCREW:3X8

9.11050760 (x3)  
CLAMP:LWSM-0511A

23.D0AF3307  
BASE:TONER SUPPLY  
202006-03 O/O



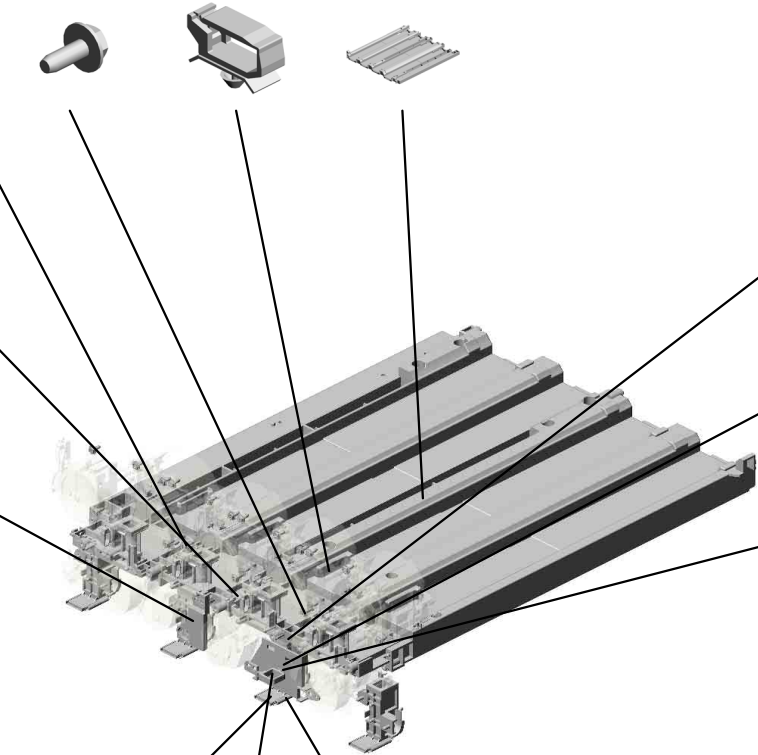
2.04543008Q (x15)  
TAPPING SCREW:3X8



37.D1493256  
BASE:TONER HOPPER:REAR:ASSY



29.D1493336  
COVER:GEAR:TONER SUPPLY SUB-UNIT:C



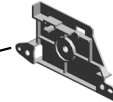
27.D1493330 (x4)  
SEAL:CONNECTION:CARTRIDGE:TONER SUPPLY




25.D1493321 (x4)  
DUCT:VERTICAL TRANSPORT:TONER SUPPLY



28.D1493331  
COVER:GEAR:TONER SUPPLY SUB-UNIT



26.D1493322 (x4)  
SHUTTER:DUCT:TONER SUPPLY



6.11050488  
HARNES CLAMP



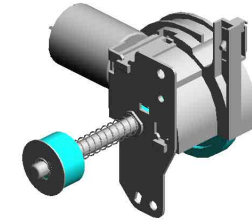
12.B2233241 (x4)  
SPRING:SHUTTER:PUMP UNIT






U007\_S001  
DRIVE UNIT:TONER BOTTLE:ASS'Y

19.D1493210  
DC MOTOR:TONE  
R BOTTLE:ASS'Y:5.  
28W:BRUSH

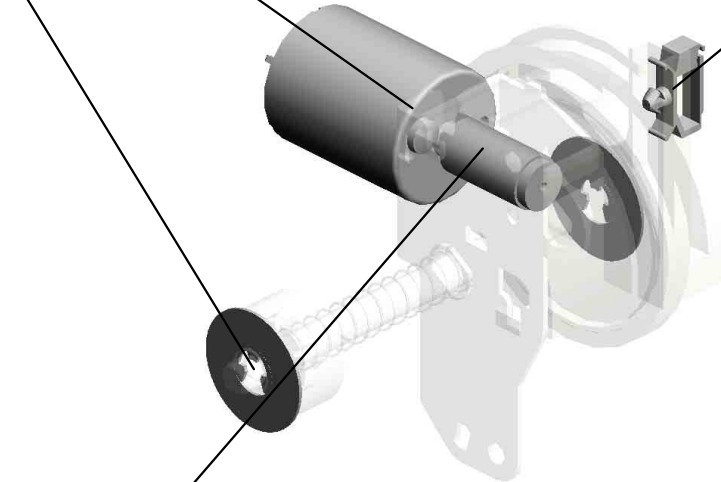


13.D0BQ3219  
[A]  
DRIVE UNIT:TONE  
R BOTTLE:ASS'Y  
201907-02 O/O

5.07200040E  
(x2)  
RETAINING RING -  
M4



10.11050762  
CLAMP:LWS-0711A



1.03530030N  
(x2)  
SCREW:M3X3

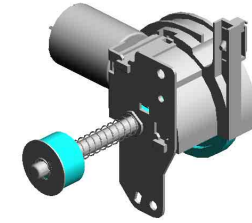


D1473269  
[A]  
DRIVE UNIT:TONE  
R BOTTLE:ASS'Y  
201907-02 O/O

U001	U002	U003	U004	U005	U006	U007	U008	U009	U010	U011	U012	U013	U014	U015	U016	U017	U018
------	------	------	------	------	------	------	------	------	------	------	------	------	------	------	------	------	------


U007\_S002  
 DRIVE UNIT:TONER BOTTLE:ASS'Y

19.D1493210  
 DC MOTOR:TONE  
 R BOTTLE:ASS'Y:5.  
 28W:BRUSH

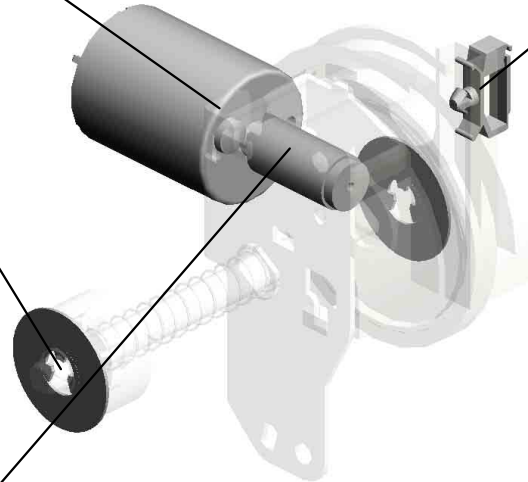


13.D0BQ3219  
 [A]  
 DRIVE UNIT:TONE  
 R BOTTLE:ASS'Y  
 201907-02 O/O

5.07200040E  
 (x2)  
 RETAINING RING -  
 M4



10.11050762  
 CLAMP:LWS-0711A



1.03530030N  
 (x2)  
 SCREW:M3X3

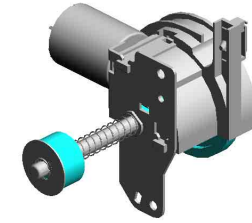


D1473269  
 [A]  
 DRIVE UNIT:TONE  
 R BOTTLE:ASS'Y  
 201907-02 O/O

U001	U002	U003	U004	U005	U006	U007	U008	U009	U010	U011	U012	U013	U014	U015	U016	U017	U018
------	------	------	------	------	------	------	------	------	------	------	------	------	------	------	------	------	------


U007\_S003  
 DRIVE UNIT:TONER BOTTLE:ASS'Y

19.D1493210  
 DC MOTOR:TONE  
 R BOTTLE:ASS'Y:5.  
 28W:BRUSH

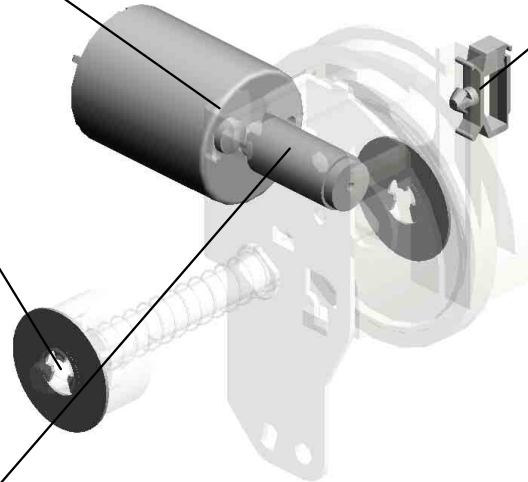


13.D0BQ3219  
 [A]  
 DRIVE UNIT: TONE  
 R BOTTLE: ASS'Y  
 201907-02 O/O

5.07200040E  
 (x2)  
 RETAINING RING -  
 M4



10.11050762  
 CLAMP:LWS-0711A



1.03530030N  
 (x2)  
 SCREW:M3X3

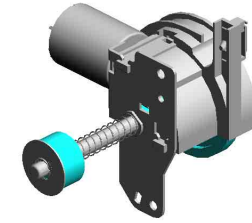


D1473269  
 [A]  
 DRIVE UNIT:TONE  
 R BOTTLE:ASS'Y  
 201907-02 O/O

U001	U002	U003	U004	U005	U006	U007	U008	U009	U010	U011	U012	U013	U014	U015	U016	U017	U018
------	------	------	------	------	------	------	------	------	------	------	------	------	------	------	------	------	------


U007\_S004  
 DRIVE UNIT:TONER BOTTLE:ASS'Y

19.D1493210  
 DC MOTOR:TONE  
 R BOTTLE:ASS'Y:5.  
 28W:BRUSH

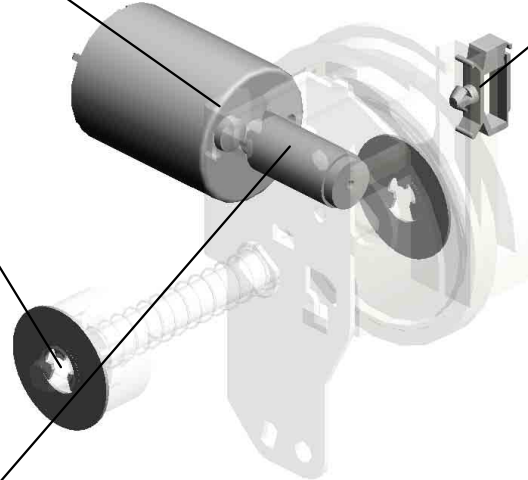


13.D0BQ3219  
 [A]  
 DRIVE UNIT:TONE  
 R BOTTLE:ASS'Y  
 201907-02 O/O

5.0720040E  
 (x2)  
 RETAINING RING -  
 M4



10.11050762  
 CLAMP:LWS-0711A



1.03530030N  
 (x2)  
 SCREW:M3X3



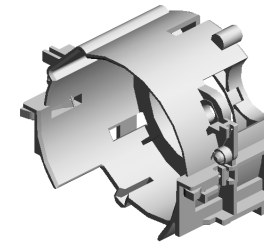
D1473269  
 [A]  
 DRIVE UNIT:TONE  
 R BOTTLE:ASS'Y  
 201907-02 O/O

U001	U002	U003	U004	U005	U006	U007	U008	U009	U010	U011	U012	U013	U014	U015	U016	U017	U018
------	------	------	------	------	------	------	------	------	------	------	------	------	------	------	------	------	------

U007\_S005  
HOUSING:TONER CARTRIDGE:BK:ASS'Y

18.D1473325

(x2)  
TORSION SPRING:  
STOPPER:TONER  
CARTRIDGE:4.8N



16.D1473281  
HOUSING:TONER  
CARTRIDGE:BK:AS  
SY


U001	U002	U003	U004	U005	U006	U007	U008	U009	U010	U011	U012	U013	U014	U015	U016	U017	U018
------	------	------	------	------	------	------	------	------	------	------	------	------	------	------	------	------	------

U007\_S006  
HOUSING:TONER CARTRIDGE:CMY:ASS'Y

18.D1473325

(x2)

TORSION SPRING:  
STOPPER:TONER  
CARTRIDGE:4.8N



17.D1473282


HOUSING:TONER  
CARTRIDGE:CMY:  
ASS'Y

U001	U002	U003	U004	U005	U006	U007	U008	U009	U010	U011	U012	U013	U014	U015	U016	U017	U018
------	------	------	------	------	------	------	------	------	------	------	------	------	------	------	------	------	------

U007\_S007  
HOUSING:TONER CARTRIDGE:CMY:ASS'Y

18.D1473325

(x2)  
TORSION SPRING:  
STOPPER:TONER  
CARTRIDGE:4.8N




17.D1473282  
HOUSING:TONER  
CARTRIDGE:CMY:  
ASS'Y

U001	U002	U003	U004	U005	U006	U007	U008	U009	U010	U011	U012	U013	U014	U015	U016	U017	U018
------	------	------	------	------	------	------	------	------	------	------	------	------	------	------	------	------	------

U007\_S008  
HOUSING:TONER CARTRIDGE:CMY:ASS'Y

18.D1473325

(x2)  
TORSION SPRING:  
STOPPER:TONER  
CARTRIDGE:4.8N




17.D1473282  
HOUSING:TONER  
CARTRIDGE:CMY:  
ASS'Y

U001	U002	U003	U004	U005	U006	U007	U008	U009	U010	U011	U012	U013	U014	U015	U016	U017	U018
------	------	------	------	------	------	------	------	------	------	------	------	------	------	------	------	------	------



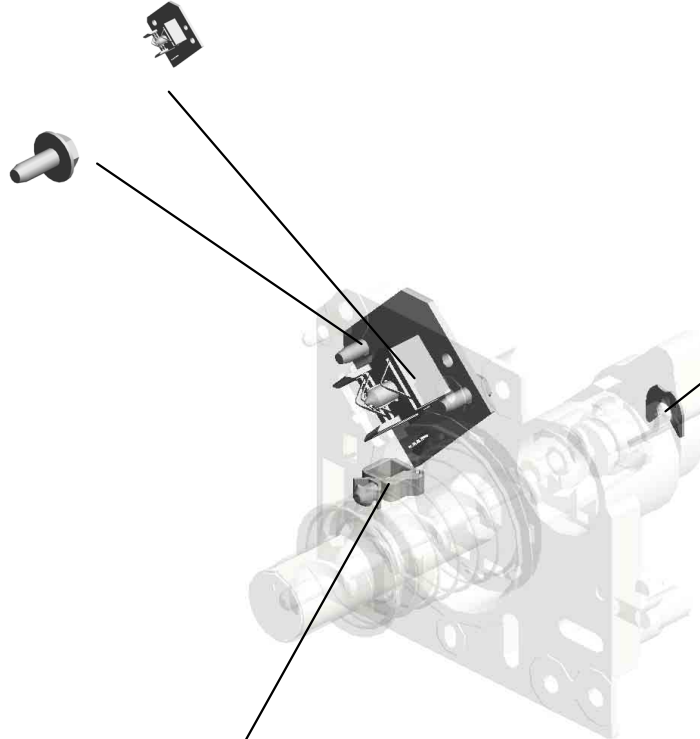
U007\_S009  
TRANSPORT SCREW:NOZZLE:BK:ASS'Y

38.D0BQ5172  
PCB:TCB  
201804-02 O/O



46.D0BQ3283  
[A]  
TRANSPORT SCR  
EW:NOZZLE:BK:AS  
S'Y  
202203-02 O/O

3.04583008N  
(x2)  
HEXAGON HEAD T  
APPING SCREW:3  
X8



34.08050103  
RETAINING RINGS  
-E:SILENCER:DIA3

8.11050759  
CLAMP:LWSM-060  
5A




D0BQ3285  
[A]  
TRANSPORT SCR  
EW:NOZZLE:BK:AS  
S'Y  
202203-02 O/O

U001	U002	U003	U004	U005	U006	U007	U008	U009	U010	U011	U012	U013	U014	U015	U016	U017	U018
------	------	------	------	------	------	------	------	------	------	------	------	------	------	------	------	------	------


U007\_S010  
 TRANSPORT SCREW:NOZZLE:CMY:ASS'Y

38.D0BQ5172  
 PCB:TCB  
 201804-02 O/O

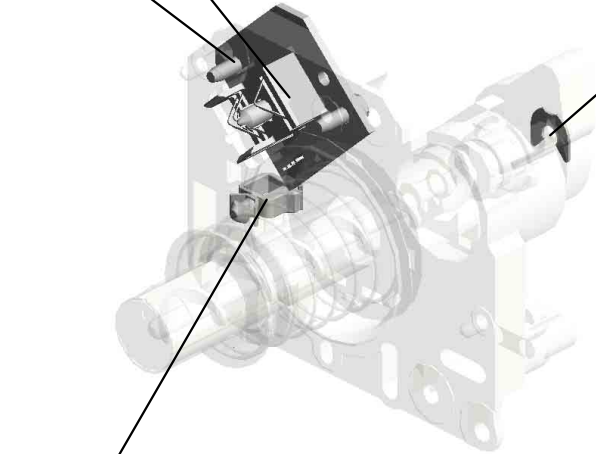


45.D0BQ3284  
 [A]  
 TRANSPORT SCR  
 EW:NOZZLE:CMY:  
 ASS'Y  
 202203-01 O/O


3.04583008N  
 (x2)  
 HEXAGON HEAD T  
 APPING SCREW:3  
 X8



34.08050103  
 RETAINING RINGS  
 -E:SILENCER:DIA3



8.11050759  
 CLAMP:LWSM-060  
 5A



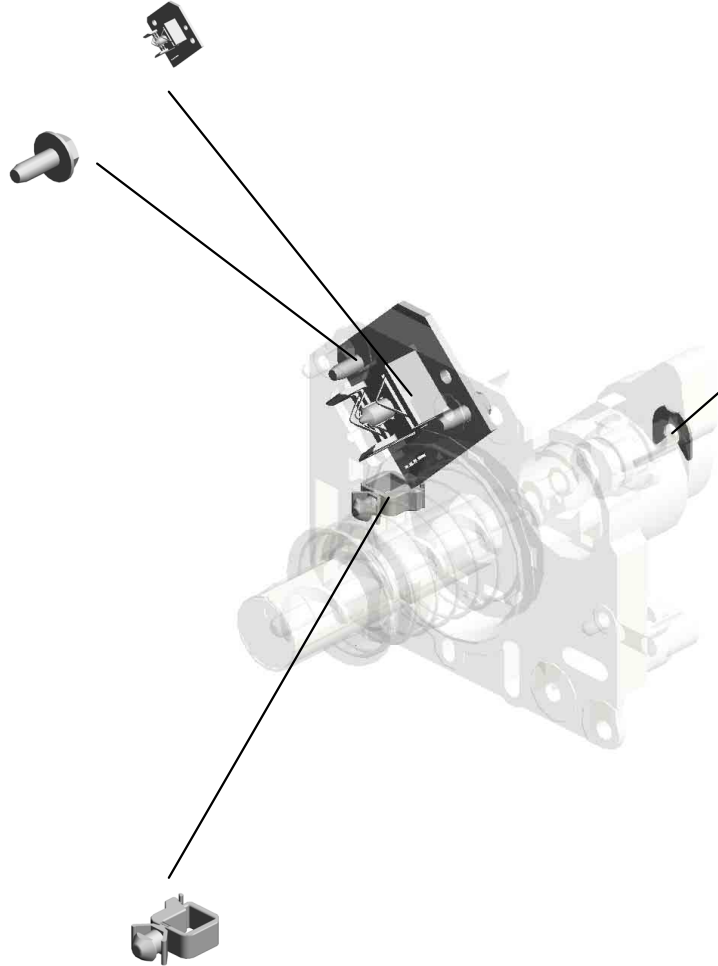
D0BQ3286  
 [A]  
 TRANSPORT SCR  
 EW:NOZZLE:CMY:  
 ASS'Y  
 202203-01 O/O

U001	U002	U003	U004	U005	U006	U007	U008	U009	U010	U011	U012	U013	U014	U015	U016	U017	U018
------	------	------	------	------	------	------	------	------	------	------	------	------	------	------	------	------	------


U007\_S011  
TRANSPORT SCREW:NOZZLE:CMY:ASS'Y

38.D0BQ5172  
PCB:TCB  
201804-02 O/O

3.04583008N  
(x2)  
HEXAGON HEAD TAPPING SCREW:3 X8



8.11050759  
CLAMP:LWSM-060  
5A



45.D0BQ3284  
[A]  
TRANSPORT SCR  
EW:NOZZLE:CMY:  
ASS'Y  
202203-01 O/O




D0BQ3286  
[A]  
TRANSPORT SCR  
EW:NOZZLE:CMY:  
ASS'Y  
202203-01 O/O

U001	U002	U003	U004	U005	U006	U007	U008	U009	U010	U011	U012	U013	U014	U015	U016	U017	U018
------	------	------	------	------	------	------	------	------	------	------	------	------	------	------	------	------	------


U007\_S012  
TRANSPORT SCREW:NOZZLE:CMY:ASS'Y

38.D0BQ5172  
PCB:TCB  
201804-02 O/O

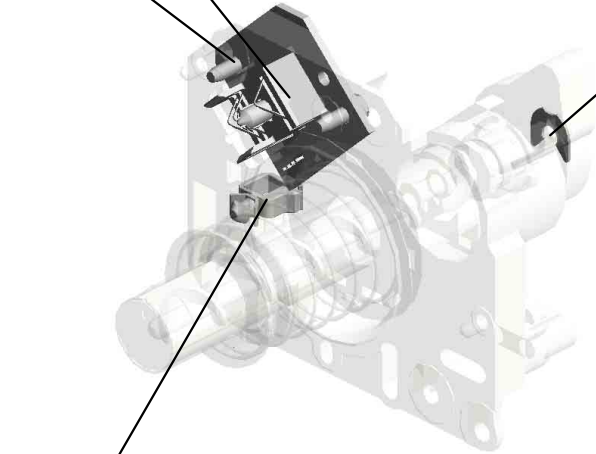


45.D0BQ3284  
[A]  
TRANSPORT SCR  
EW:NOZZLE:CMY:  
ASS'Y  
202203-01 O/O


3.04583008N  
(x2)  
HEXAGON HEAD T  
APPING SCREW:3  
X8



34.08050103  
RETAINING RINGS  
-E:SILENCER:DIA3



8.11050759  
CLAMP:LWSM-060  
5A



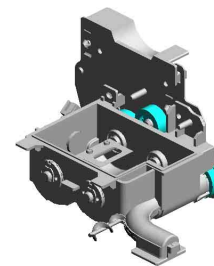
D0BQ3286  
[A]  
TRANSPORT SCR  
EW:NOZZLE:CMY:  
ASS'Y  
202203-01 O/O

U001	U002	U003	U004	U005	U006	U007	U008	U009	U010	U011	U012	U013	U014	U015	U016	U017	U018
------	------	------	------	------	------	------	------	------	------	------	------	------	------	------	------	------	------

U007\_S013

TONER HOPPER:TONER SUPPLY:BK:ASS'Y

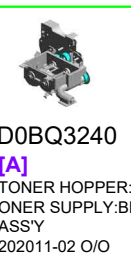
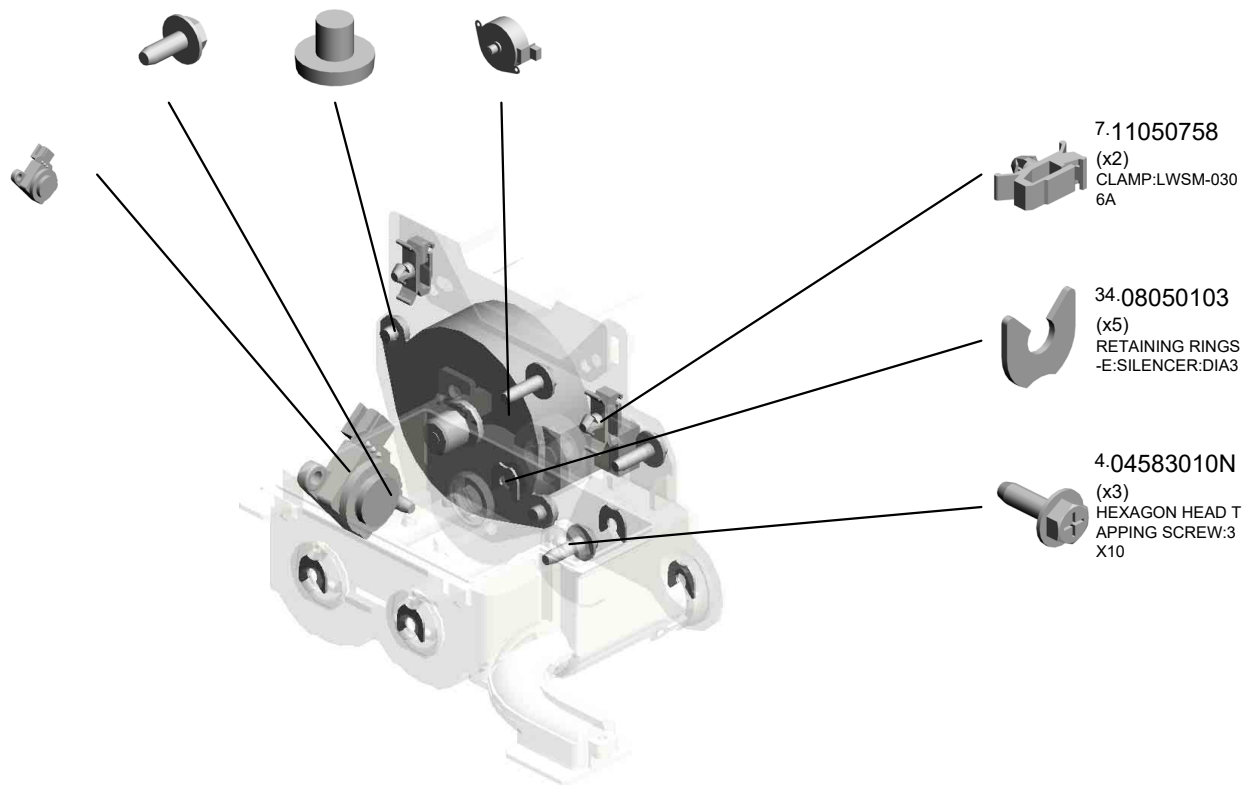
3-04583008N 1-03530030N 30.D1493350  
HEXAGON HEAD TAPPING SCREW:3 X8 (x2) DC STEPPER MOTOR:TONER SUPPLY



39.D0BQ3242

[A]  
TONER HOPPER:TONER SUPPLY:BK:ASS'Y  
202011-02 O/O

33.GW230008  
TONER END SENSOR



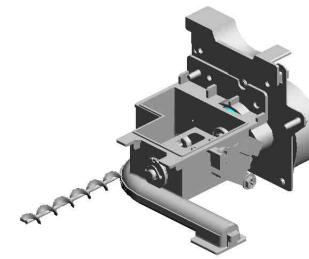
D0BQ3240

[A]  
TONER HOPPER:TONER SUPPLY:BK:ASS'Y  
202011-02 O/O

U001	U002	U003	U004	U005	U006	U007	U008	U009	U010	U011	U012	U013	U014	U015	U016	U017	U018
------	------	------	------	------	------	------	------	------	------	------	------	------	------	------	------	------	------


U007\_S014  
 TONER HOPPER:TONER SUPPLY:C:ASS'Y

34.08050103 1.03530030N  
 (x3) (x2)  
 RETAINING RINGS SCREW:M3X3  
 -E:SILENCER:DIA3



40.D0BQ3272  
 [A]  
 TONER HOPPER:T  
 ONER SUPPLY:C:A  
 SS'Y  
 202011-03 O/O

4.04583010N  
 (x3)  
 HEXAGON HEAD T  
 APPING SCREW:3  
 X10



30.D1493350  
 DC STEPPER MOT  
 OR:TONER SUPPL  
 Y

33.GW230008  
 TONER END SENS  
 OR

3.04583008N  
 HEXAGON HEAD T  
 APPING SCREW:3  
 X8

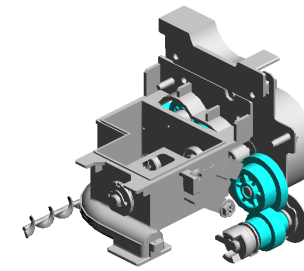


D0BQ3270  
 [A]  
 TONER HOPPER:T  
 ONER SUPPLY:C:A  
 SS'Y  
 202011-03 O/O

U001	U002	U003	U004	U005	U006	U007	U008	U009	U010	U011	U012	U013	U014	U015	U016	U017	U018
------	------	------	------	------	------	------	------	------	------	------	------	------	------	------	------	------	------

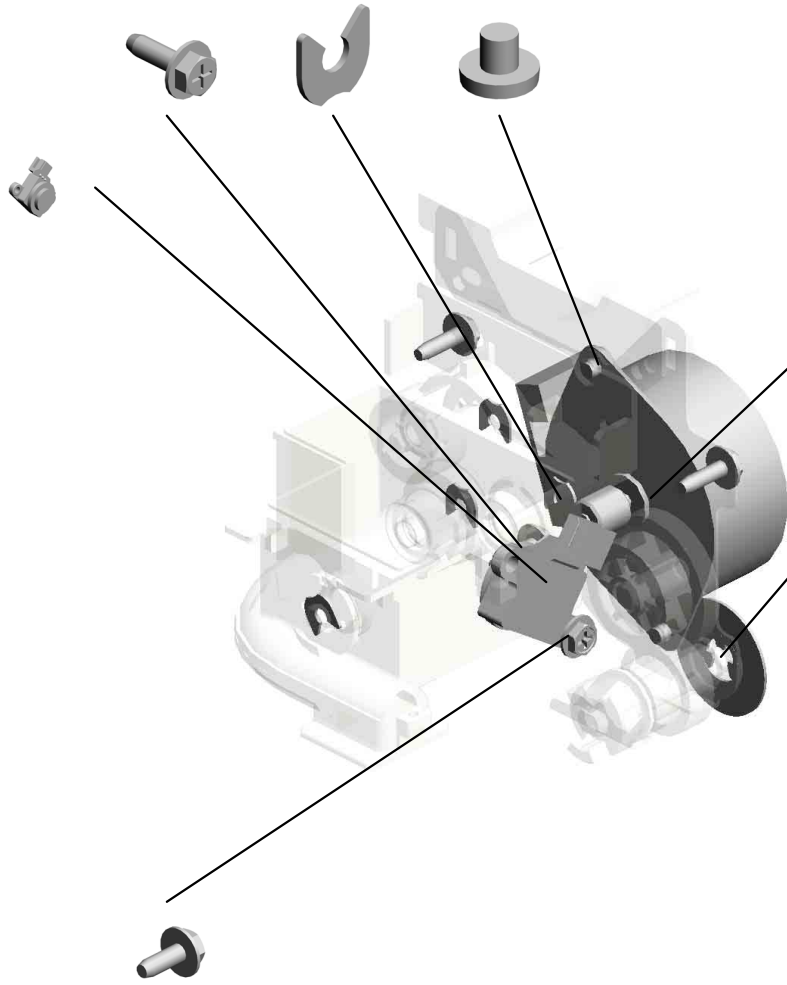
U007\_S015  
 TONER HOPPER:TONER SUPPLY:M:ASS'Y

4.04583010N (x3) HEXAGON HEAD TAPPING SCREW:3X10  
 34.08050103 (x4) RETAINING RINGS -E:SILENCER:DIA3  
 1.03530030N (x2) SCREW:M3X3



41.D0BQ3282  
 [A]  
 TONER HOPPER:TONER SUPPLY:M:ASS'Y  
 202011-04 O/O

33.GW230008  
 TONER END SENSOR



32.D1496318  
 DC STEPPER MOTOR:ON-OFF

5.07200040E  
 RETAINING RING - M4

3.04583008N  
 HEXAGON HEAD TAPPING SCREW:3X8

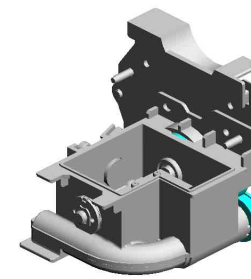


D0BQ3280  
 [A]  
 TONER HOPPER:TONER SUPPLY:M:ASS'Y  
 202011-04 O/O

U001	U002	U003	U004	U005	U006	U007	U008	U009	U010	U011	U012	U013	U014	U015	U016	U017	U018
------	------	------	------	------	------	------	------	------	------	------	------	------	------	------	------	------	------

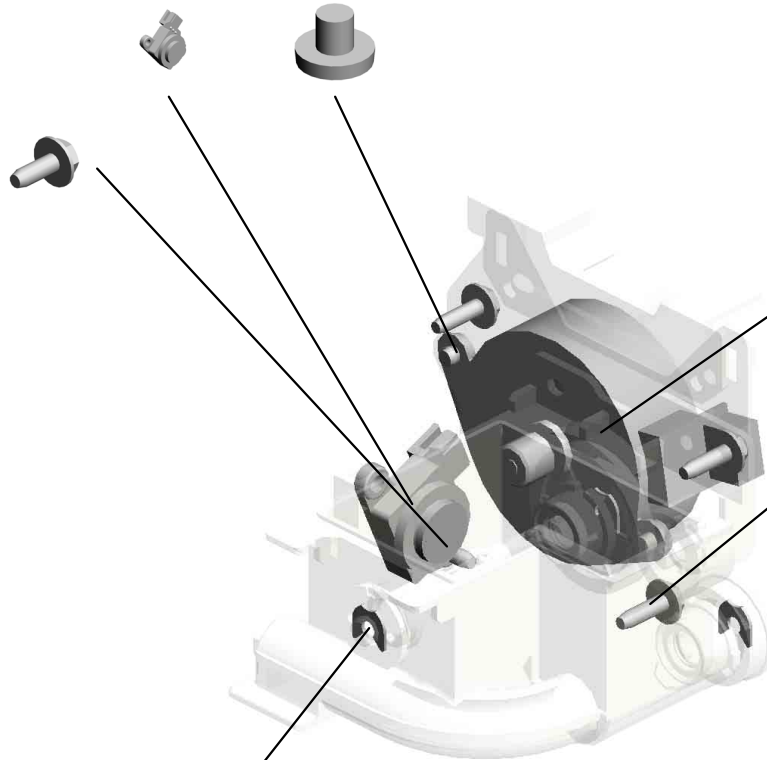
U007\_S016  
 TONER HOPPER:TONER SUPPLY:Y:ASS'Y

33.GW230008 1.03530030N  
 TONER END SENS (x2)  
 OR SCREW:M3X3



42.D0BQ3312  
 [A]  
 TONER HOPPER:T  
 ONER SUPPLY:Y:A  
 SS'Y  
 202011-05 O/O

3.04583008N  
 HEXAGON HEAD T  
 APPING SCREW:3  
 X8



30.D1493350  
 DC STEPPER MOT  
 OR:TONER SUPPL  
 Y

4.04583010N  
 (x3)  
 HEXAGON HEAD T  
 APPING SCREW:3  
 X10

34.08050103  
 (x3)  
 RETAINING RINGS  
 -E:SILENCER:DIA3



D0BQ3310  
 [A]  
 TONER HOPPER:T  
 ONER SUPPLY:Y:A  
 SS'Y  
 202011-05 O/O

U001	U002	U003	U004	U005	U006	U007	U008	U009	U010	U011	U012	U013	U014	U015	U016	U017	U018
------	------	------	------	------	------	------	------	------	------	------	------	------	------	------	------	------	------

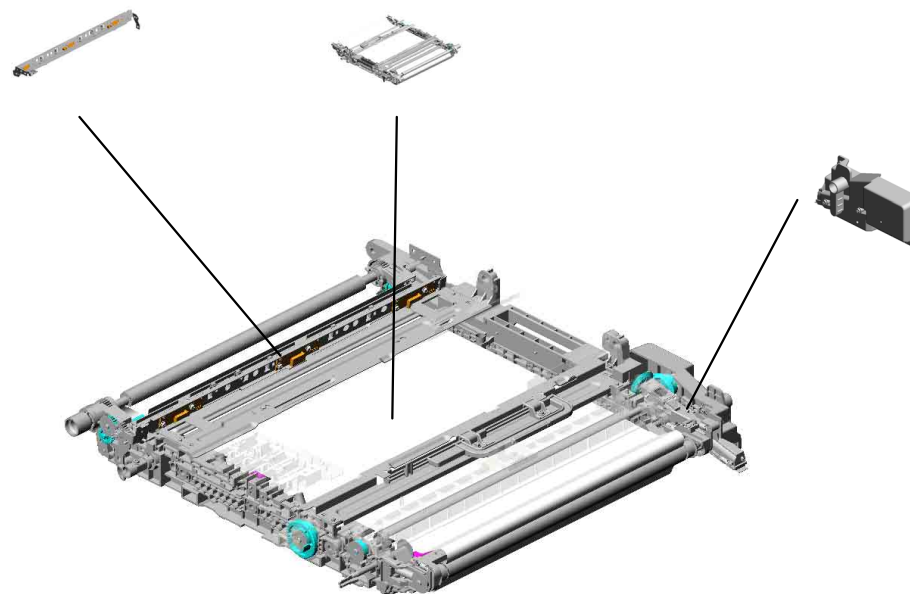


# U008.INTERMEDIATE TRANSFER

U008 S003  
D1496044  
DENSITY SENSOR:ASSY


U008 S001  
D1496207  
TRANSFER UNIT:INTERMEDI  
ATE TRANSFER:ASSY

U008 S002  
D1496370  
TONER OUTLET UNIT:BELT  
CLEANING:ASSY

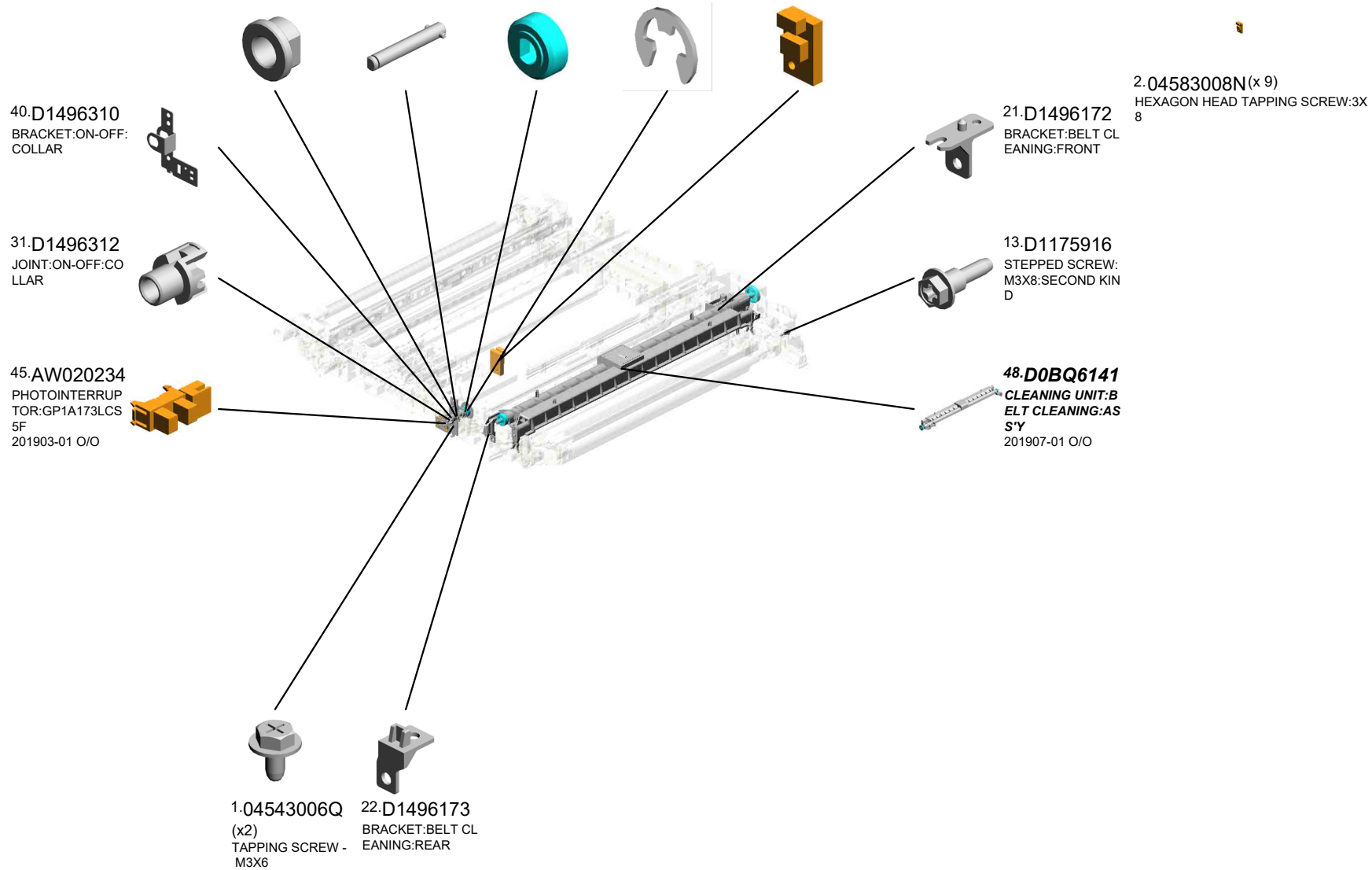


U001	U002	U003	U004	U005	U006	U007	<b>U008</b>	U009	U010	U011	U012	U013	U014	U015	U016	U017	U018
------	------	------	------	------	------	------	-------------	------	------	------	------	------	------	------	------	------	------

# U008 INTERMEDIATE TRANSFER



- 8.AA082101 (x2) BUSHING - 6X10X6
- 29.D1496309 SHAFT:ON-OFF:COLLAR:MAIN
- 30.D0BQ6311 GEAR:ON-OFF:COLLAR:OUTPUT:HS 202105-03 O/O
- 4.07200040E RETAINING RING - M4
- 11.AW140016 TEMPERATURE & HUMIDITY SENSOR




U001	U002	U003	U004	U005	U006	U007	U008	U009	U010	U011	U012	U013	U014	U015	U016	U017	U018
------	------	------	------	------	------	------	------	------	------	------	------	------	------	------	------	------	------

U008\_S001

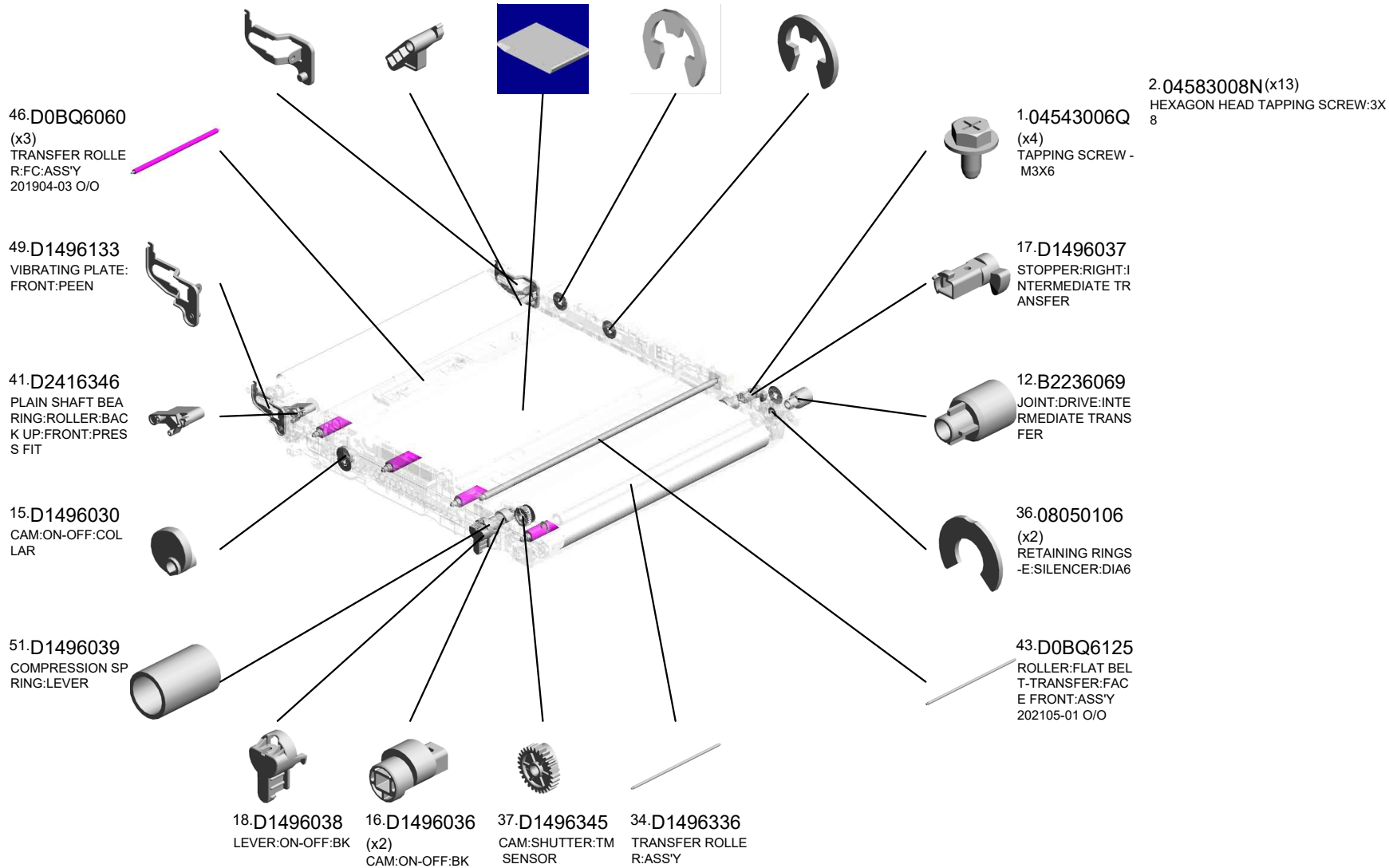
TRANSFER UNIT:INTERMEDIATE TRANSFER:ASS'Y

- 50.D1496136 VIBRATING PLATE: REAR:PEEN
- 42.D2416347 PLAIN SHAFT BEARING:ROLLER:BACK UP:REAR:PRESS FIT
- 19.D1776098 FLAT BELT-TRANSFER:INTERMEDIATE TRANSFER:TYPE 201910-02 O/O
- 4.07200040E (x4) RETAINING RING - M4
- 3.07200030E RETAINING RING - M3



47.D1496207

[A] TRANSFER UNIT:INTERMEDIATE TRANSFER:ASS'Y  
202111-01 O/O




D1496008  
[A] TRANSFER UNIT:INTERMEDIATE TRANSFER:ASS'Y  
202111-01 O/O

U001	U002	U003	U004	U005	U006	U007	U008	U009	U010	U011	U012	U013	U014	U015	U016	U017	U018
------	------	------	------	------	------	------	------	------	------	------	------	------	------	------	------	------	------

U008\_S002

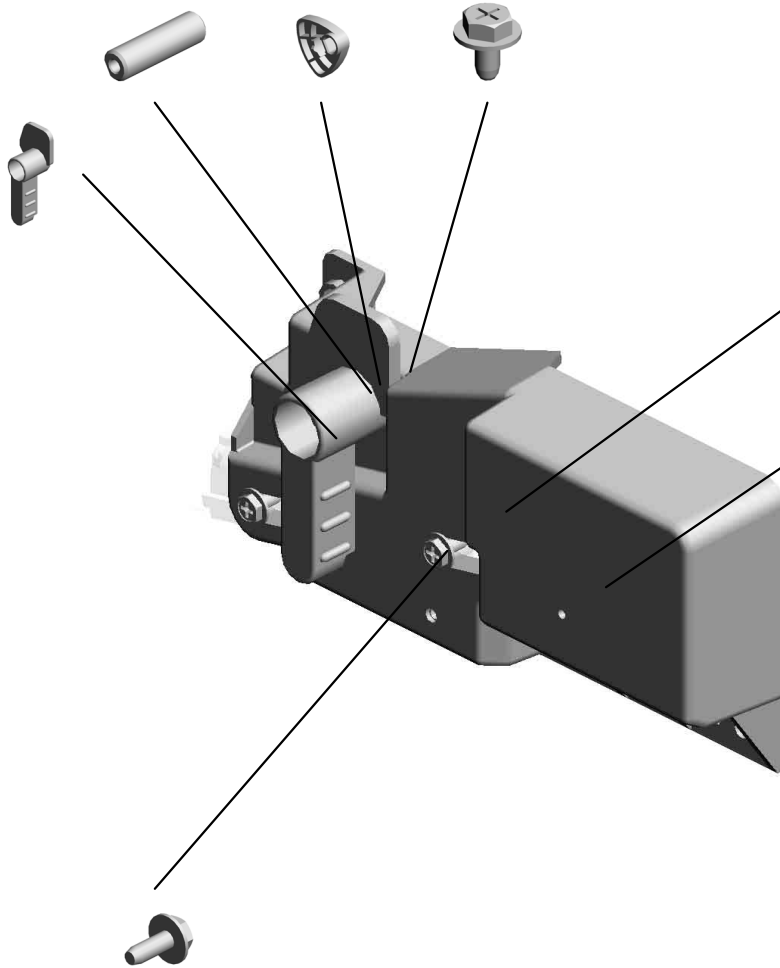
TONER OUTLET UNIT:BELT CLEANING:ASS'Y

27.D1496194 28.D1496195 1.04543006Q  
SHAFT:LEVER:DISCHARGE USED TONER CAM:DISCHARGE USED TONER (x2)  
TAPPING SCREW - M3X6



23.D1496370  
TONER OUTLET UNIT:BELT CLEANING:ASS'Y  
201409-02 X/O

26.D1496192  
LEVER:DISCHARGE USED TONER



24.D1496177  
HOLDER:DISCHARGE USED TONER:ASSY


25.D1496179  
GEAR:IDLER:DISCHARGE USED TONER

2.04583008N  
(x2)  
HEXAGON HEAD TAPPING SCREW:3 X8

U001	U002	U003	U004	U005	U006	U007	<b>U008</b>	U009	U010	U011	U012	U013	U014	U015	U016	U017	U018
------	------	------	------	------	------	------	-------------	------	------	------	------	------	------	------	------	------	------

U008\_S003  
 DENSITY SENSOR:ASS'Y

7.AA060151 TENSION SPRING  
 35.GW010009 (x3) DENSITY SENSOR



38.D1496044  
 DENSITY SENSOR:  
 ASS'Y

5.11050758  
 (x5)  
 CLAMP:LWSM-030  
 6A



1.04543006Q  
 (x10)  
 TAPPING SCREW -  
 M3X6



9.AA143882  
 (x2)  
 SCREW:DIA5:1.5T



~~39.D1496325  
 (x2)  
 SPACER:SHUTTER  
 :TM SENSOR  
 201611-01~~

U001	U002	U003	U004	U005	U006	U007	U008	U009	U010	U011	U012	U013	U014	U015	U016	U017	U018
------	------	------	------	------	------	------	------	------	------	------	------	------	------	------	------	------	------

# U009.TONER RECYCLING

U009 S001  
D2426400  
(-EU/-AA/-CHN/-TWN):COLLE  
CTION BOTTLE:ASS'Y

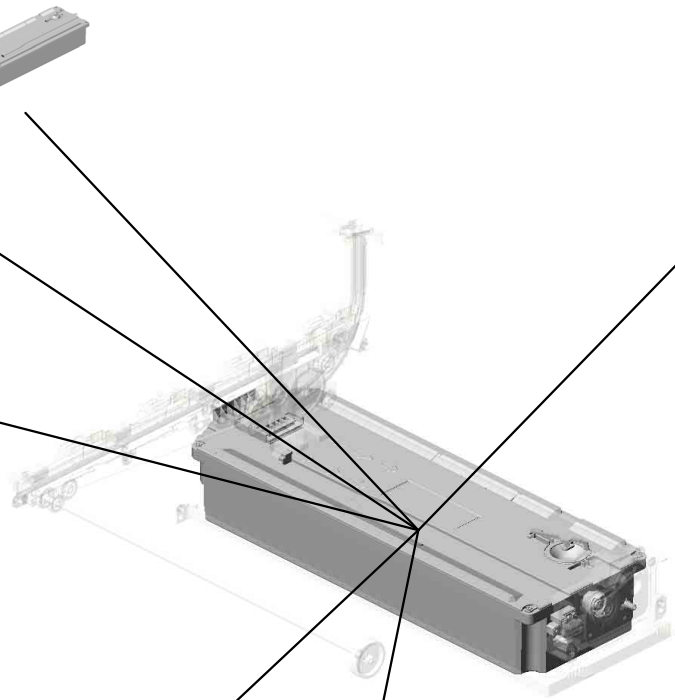
U009 S002  
D2426400  
(-EU/-AA/-CHN/-TWN):COLLE  
CTION BOTTLE:ASS'Y

U009 S003  
D2426400  
(-EU/-AA/-CHN/-TWN):COLLE  
CTION BOTTLE:ASS'Y

U009 S004  
D2426400  
(-EU/-AA/-CHN/-TWN):COLLE  
CTION BOTTLE:ASS'Y

U009 S005  
D2426410  
(-NA/-LA):COLLECTION BOTT  
LE:ASS'Y


U009 S006  
D2426410  
(-NA/-LA):COLLECTION BOTT  
LE:ASS'Y



U001	U002	U003	U004	U005	U006	U007	U008	U009	U010	U011	U012	U013	U014	U015	U016	U017	U018
------	------	------	------	------	------	------	------	------	------	------	------	------	------	------	------	------	------

# U009 TONER RECYCLING

- 16.D1496511 PIPE:ASSY
- 24.D1496562 BRACKET:TIGHTENER:USED TONER
- 21.D1496556 TENSION SPRING: BELT TENSIONER
- 23.D1496561 PULLEY:USED TONER
- 25.D1496571 BRACKET:PULLEY: IDLER:USED TONER




5.07200040E  
(x7)  
RETAINING RING - M4



22.D1496557  
SYNCHRONOUS BELT:40S3M564





19.D1496554  
GEAR:PULLEY:IDLER:Z16



4.07200030E  
(x2)  
RETAINING RING - M3



20.D1496555  
GEAR:IDLER:Z21



2.04543008Q  
(x4)  
TAPPING SCREW: 3X8




17.D1496552  
GEAR:IDLER:Z30



18.D1496553  
GEAR:IDLER:Z26



11.B2236476  
(x4)  
BUSHING - DIA5



8.AG070514  
MAGNET CATCH



14.D1491174  
GEAR:COLLECTOR BOTTLE



9.AW020198  
PHOTOINTERRUPTOR:LG2A14NL1



13.D1491173  
GEAR:IDLER:TONE BOTTLE



1.04543006Q  
(x3)  
TAPPING SCREW - M3X6




12.D1491168  
BRACKET:DRIVE:COLLECTION BOTTLE:ASSY

3.04583008N(x 2)  
HEXAGON HEAD TAPPING SCREW:3X8  
5.07200040E(x 1)  
RETAINING RING - M4

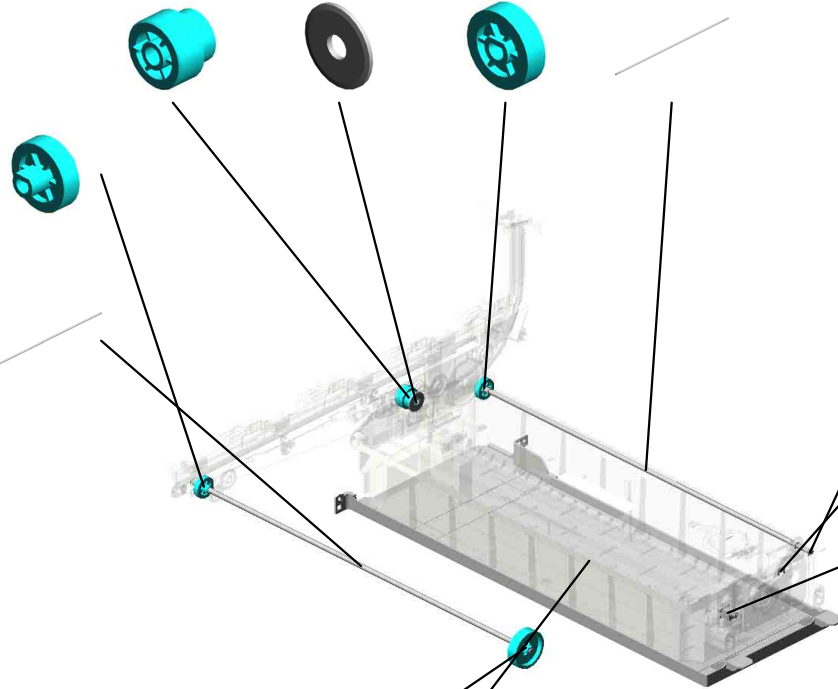
# U009 TONER RECYCLING

26.D1496574 GEAR:PULLEY:IDLER:Z18  
 27.D1496575 FLANGE:IDLER:USED TONER  
 32.D1496587 GEAR:USED TONER:LEFT  
 31.D1496586 SHAFT:DRIVE:USED TONER:LEFT



29.D1496582  
GEAR:USED TONER:RIGHT

28.D1496581  
SHAFT:DRIVE:USED TONER:RIGHT



34.08050103  
(x4)  
RETAINING RINGS  
-E:SILENCER:DIA3

33.08050089  
RETAINING RING -  
M4

37.AW500049  
PUSH SWITCH:SW  
1AG-550  
201811-01 O/O


30.D1496583 GEAR:USED TONER:INPUT  
 35.D1496592 RAIL:COLLECTION BOTTLE

U001	U002	U003	U004	U005	U006	U007	U008	U009	U010	U011	U012	U013	U014	U015	U016	U017	U018
------	------	------	------	------	------	------	------	------	------	------	------	------	------	------	------	------	------

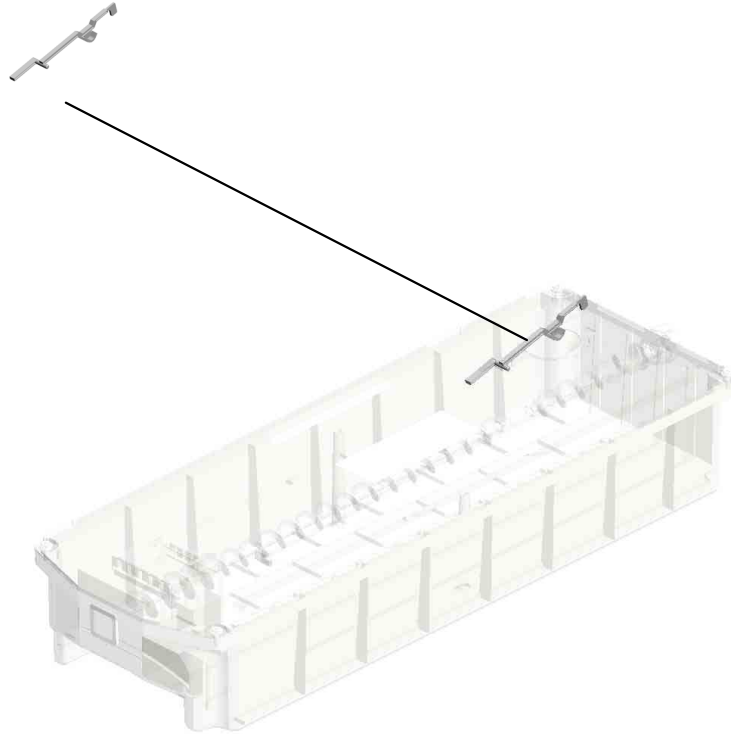


U009\_S001  
(-EU/-AA/-CHN/-TWN):COLLECTION BOTTLE:ASS'Y

36.D2426432  
FEELER:COLLECTI  
ON BOTTLE  
201511-10




15.D2426400  
(-EU/-AA/-CHN/-TW  
N):COLLECTION B  
OTTLE:ASS'Y  
201512-03 O/O



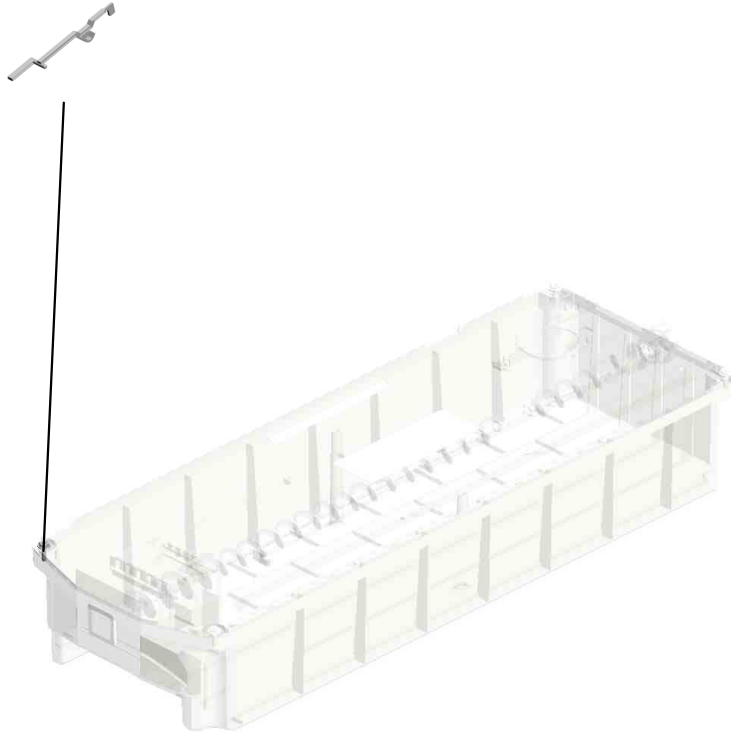
U001	U002	U003	U004	U005	U006	U007	U008	U009	U010	U011	U012	U013	U014	U015	U016	U017	U018
------	------	------	------	------	------	------	------	------	------	------	------	------	------	------	------	------	------

U009\_S002  
(-EU/-AA/-CHN/-TWN):COLLECTION BOTTLE:ASS'Y

36.D2426432  
FEELER:COLLECTI  
ON BOTTLE



15.D2426400  
(-EU/-AA/-CHN/-TW  
N):COLLECTION B  
OTTLE:ASS'Y



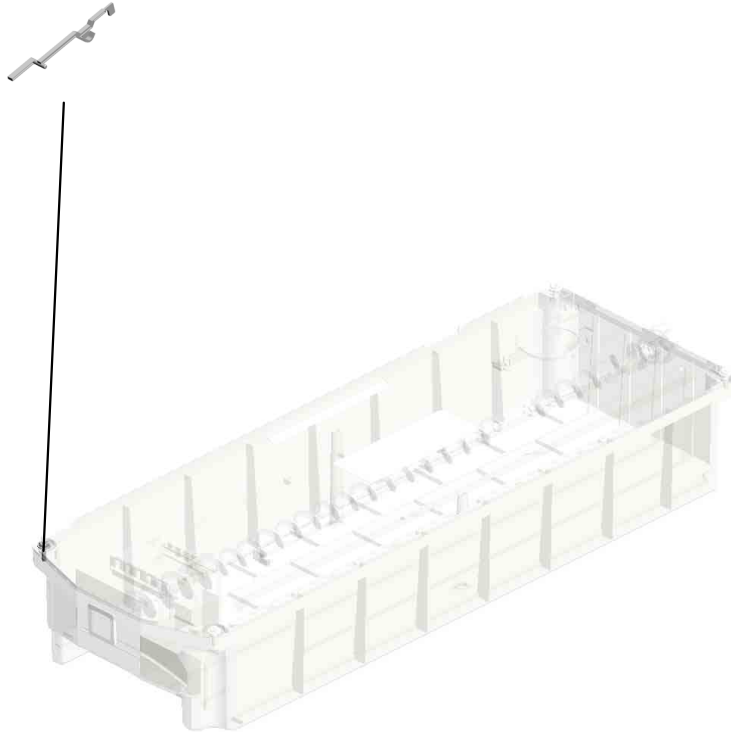
U001	U002	U003	U004	U005	U006	U007	U008	U009	U010	U011	U012	U013	U014	U015	U016	U017	U018
------	------	------	------	------	------	------	------	------	------	------	------	------	------	------	------	------	------

U009\_S003  
(-EU/-AA/-CHN/-TWN):COLLECTION BOTTLE:ASS'Y

36.D2426432  
FEELER:COLLECTI  
ON BOTTLE




15.D2426400  
(-EU/-AA/-CHN/-TW  
N):COLLECTION B  
OTTLE:ASS'Y




U001	U002	U003	U004	U005	U006	U007	U008	U009	U010	U011	U012	U013	U014	U015	U016	U017	U018
------	------	------	------	------	------	------	------	------	------	------	------	------	------	------	------	------	------

U009\_S004  
(-EU/-AA/-CHN/-TWN):COLLECTION BOTTLE:ASS'Y

36.D2426432  
FEELER:COLLECTI  
ON BOTTLE




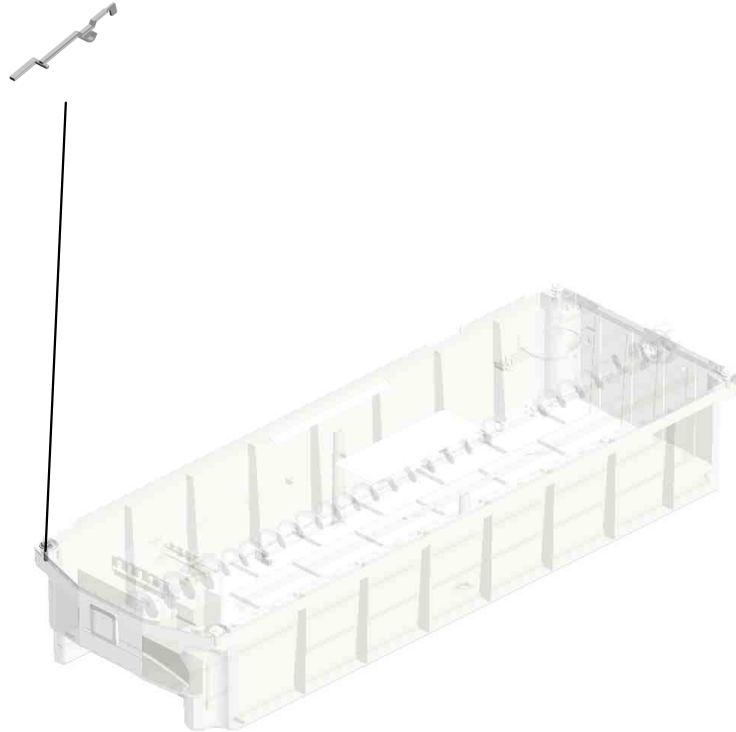
15.D2426400  
(-EU/-AA/-CHN/-TW  
N):COLLECTION B  
OTTLE:ASS'Y



U001	U002	U003	U004	U005	U006	U007	U008	U009	U010	U011	U012	U013	U014	U015	U016	U017	U018
------	------	------	------	------	------	------	------	------	------	------	------	------	------	------	------	------	------

U009\_S005  
(-NA/-LA):COLLECTION BOTTLE:ASS'Y

36.D2426432  
FEELER:COLLECTI  
ON BOTTLE



38.D2426410  
[A]  
(-NA/-LA):COLLECT  
ION BOTTLE:ASS'Y  
202007-02 O/O


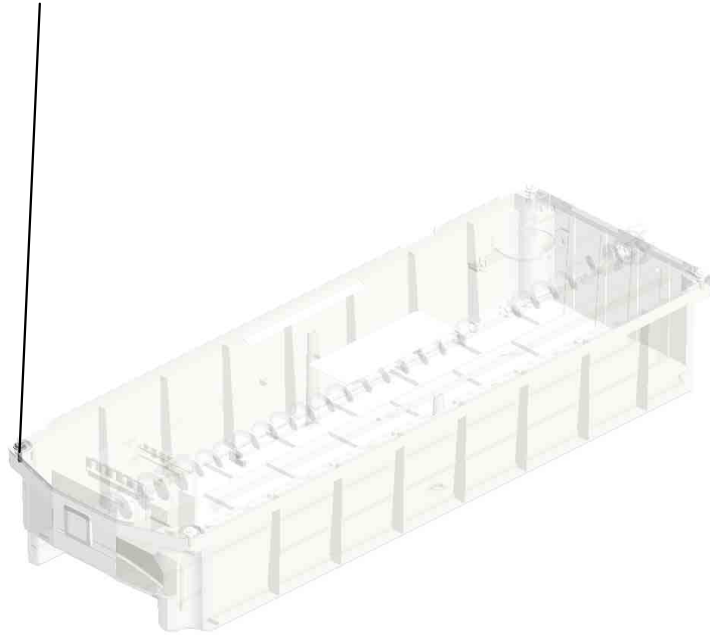


D2426400  
[A]  
(-EU/-AA/-CHN/-TW  
N):COLLECTION B  
OTTLE:ASS'Y  
202007-02 O/O

U001	U002	U003	U004	U005	U006	U007	U008	U009	U010	U011	U012	U013	U014	U015	U016	U017	U018
------	------	------	------	------	------	------	------	------	------	------	------	------	------	------	------	------	------

U009\_S006  
(-NA/-LA):COLLECTION BOTTLE:ASS'Y

36.D2426432  
FEELER:COLLECTI  
ON BOTTLE

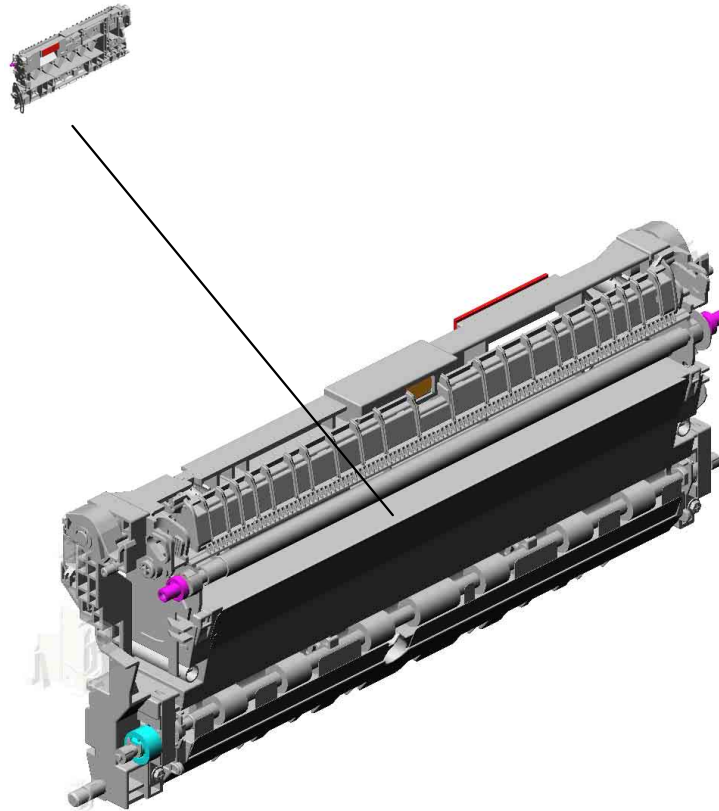


38.D2426410  
(-NA/-LA):COLLECT  
ION BOTTLE:ASS'Y

U001	U002	U003	U004	U005	U006	U007	U008	U009	U010	U011	U012	U013	U014	U015	U016	U017	U018
------	------	------	------	------	------	------	------	------	------	------	------	------	------	------	------	------	------

# U010.SEPARATION/TRANSPORT


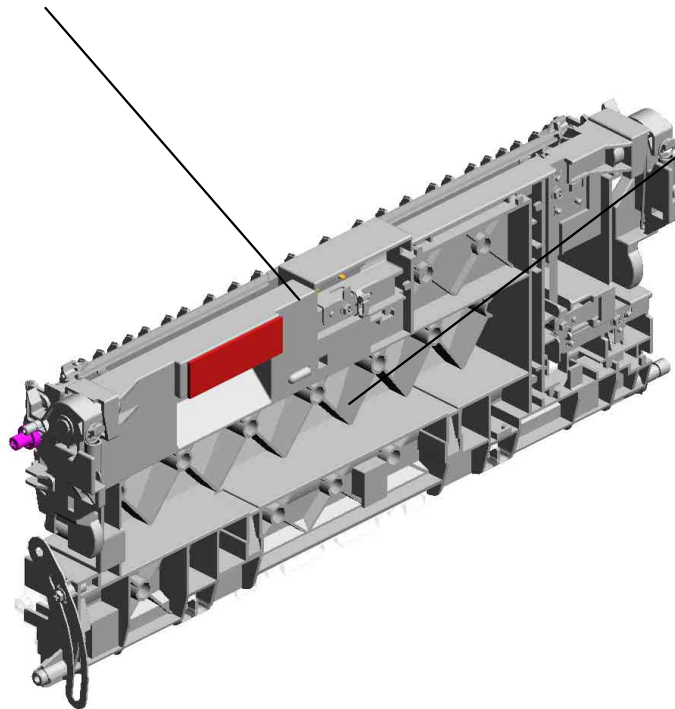
U010 S001  
D1496208  
TRANSFER/SEPARATION UN  
IT:ASSY



U001	U002	U003	U004	U005	U006	U007	U008	U009	U010	U011	U012	U013	U014	U015	U016	U017	U018
------	------	------	------	------	------	------	------	------	------	------	------	------	------	------	------	------	------

# U010\_S001.TRANSFER/SEPARATION UNIT:ASS'Y

U010 S001 S002  
D1496212  
TRANSFER ROLLER:SECON  
D:ASSY



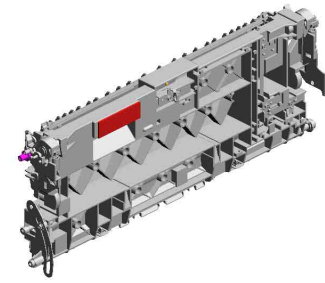
U010 S001 S001  
D1496217  
GUIDE PLATE:TRANSFER:S  
ECOND:ASSY

U001	U002	U003	U004	U005	U006	U007	U008	U009	U010	U011	U012	U013	U014	U015	U016	U017	U018
------	------	------	------	------	------	------	------	------	------	------	------	------	------	------	------	------	------



# U010 SEPARATION/TRANSPORT

51.D1496291 61.AW020234  
 GUIDE:SET:TRANS  
 FER/SEPARATION  
 UNIT:REAR PHOTOINTERRUP  
 TOR:GP1A173LCS  
 5F  
 201903-01 O/O



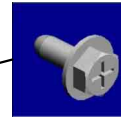
52.D1496295  
 COVER:HARNESS:  
 TRANSFER/SEPAR  
 ATION UNIT




14.AA082144  
 BUSHING - 8X12X7



2.04543008Q  
 (x2)  
 TAPPING SCREW:  
 3X8



50.D1496290  
 GUIDE:SET:TRANS  
 FER/SEPARATION  
 UNIT:FRONT



8.52152621  
 SNAP RING - M6



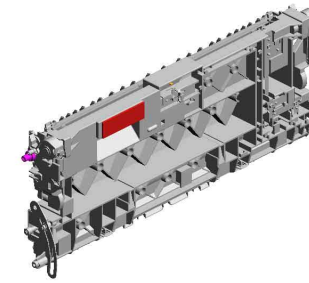
9.54472681  
 SNAP RING



U001	U002	U003	U004	U005	U006	U007	U008	U009	U010	U011	U012	U013	U014	U015	U016	U017	U018
------	------	------	------	------	------	------	------	------	------	------	------	------	------	------	------	------	------

U010\_S001  
TRANSFER/SEPARATION UNIT:ASS'Y

- 24.D1492589 GUIDE:REGISTRATION:FRONT RIGHT:AUXILIARY
- 22.D1492586 GUIDE:REGISTRATION:FRONT RIGHT
- 20.D0E32582 GUIDE PLATE:REGISTRATION:FRONT RIGHT  
202306-02 O/O
- 16.AF020799 REGISTRATION ROLLER:DRIVE
- 26.D1492991 (x2)  
PLAIN SHAFT BEARING:INNER:DRIVE:REGISTRATION ROLLER



- 62.D1496208 [A]  
TRANSFER/SEPARATION UNIT:ASS'Y  
202208-04 O/O

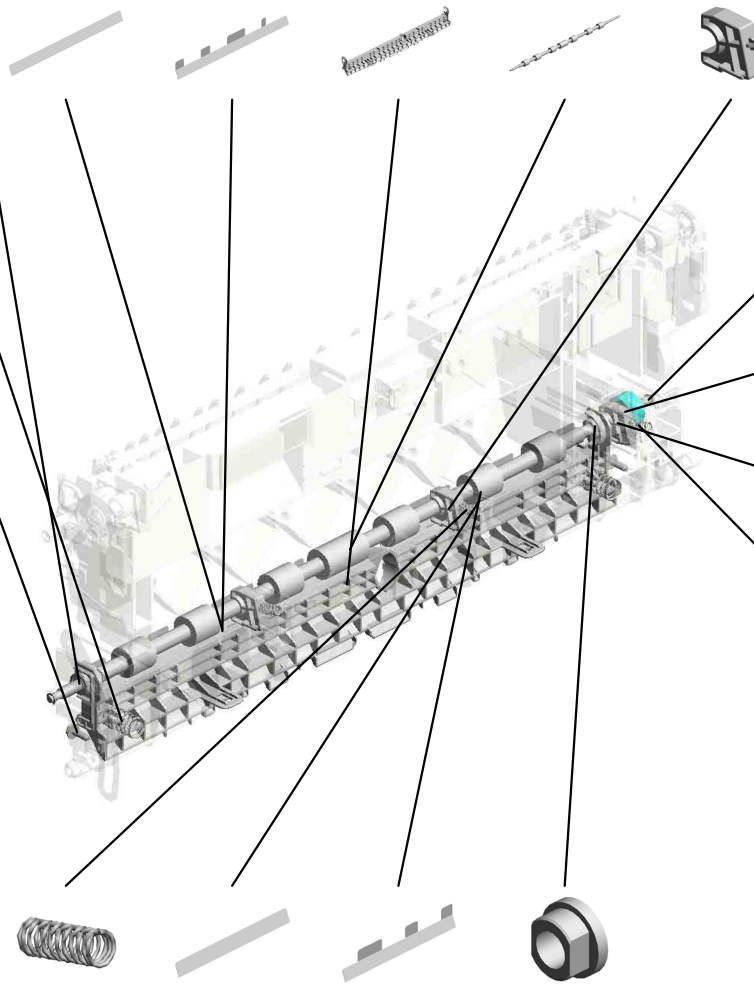
- 5.07200040E (x3)  
RETAINING RING - M4



- 12.AA063943 (x2)  
COMPRESSION SPRING:GUIDE PLATE:REGISTRATION:4N




- 3.04583008N (x2)  
HEXAGON HEAD TAPPING SCREW:3 X8



- 4.07200030E (x2)  
RETAINING RING - M3



- 15.AB011571 GEAR:Z19:DRIVE:REGISTRATION



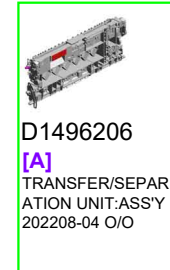
- 25.D1492990 PLAIN SHAFT BEARING:DRIVE:REGISTRATION ROLLER



- 11.AA063942 COMPRESSION SPRING:REGISTRATION:DRIVE



- 10.AA063941 (x2)  
COMPRESSION SPRING:REGISTRATION:INNER:DRIVE
- 23.D1492588 GUIDE:REGISTRATION:REAR RIGHT:AUXILIARY
- 21.D1492585 GUIDE:REGISTRATION:REAR RIGHT
- 13.AA080346 (x2)  
BUSHING:FLANGE TYPE:DIA6

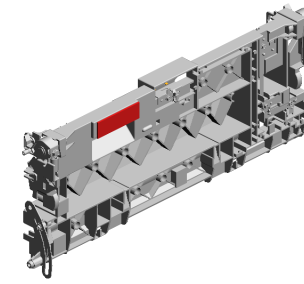


- D1496206 [A]  
TRANSFER/SEPARATION UNIT:ASS'Y  
202208-04 O/O

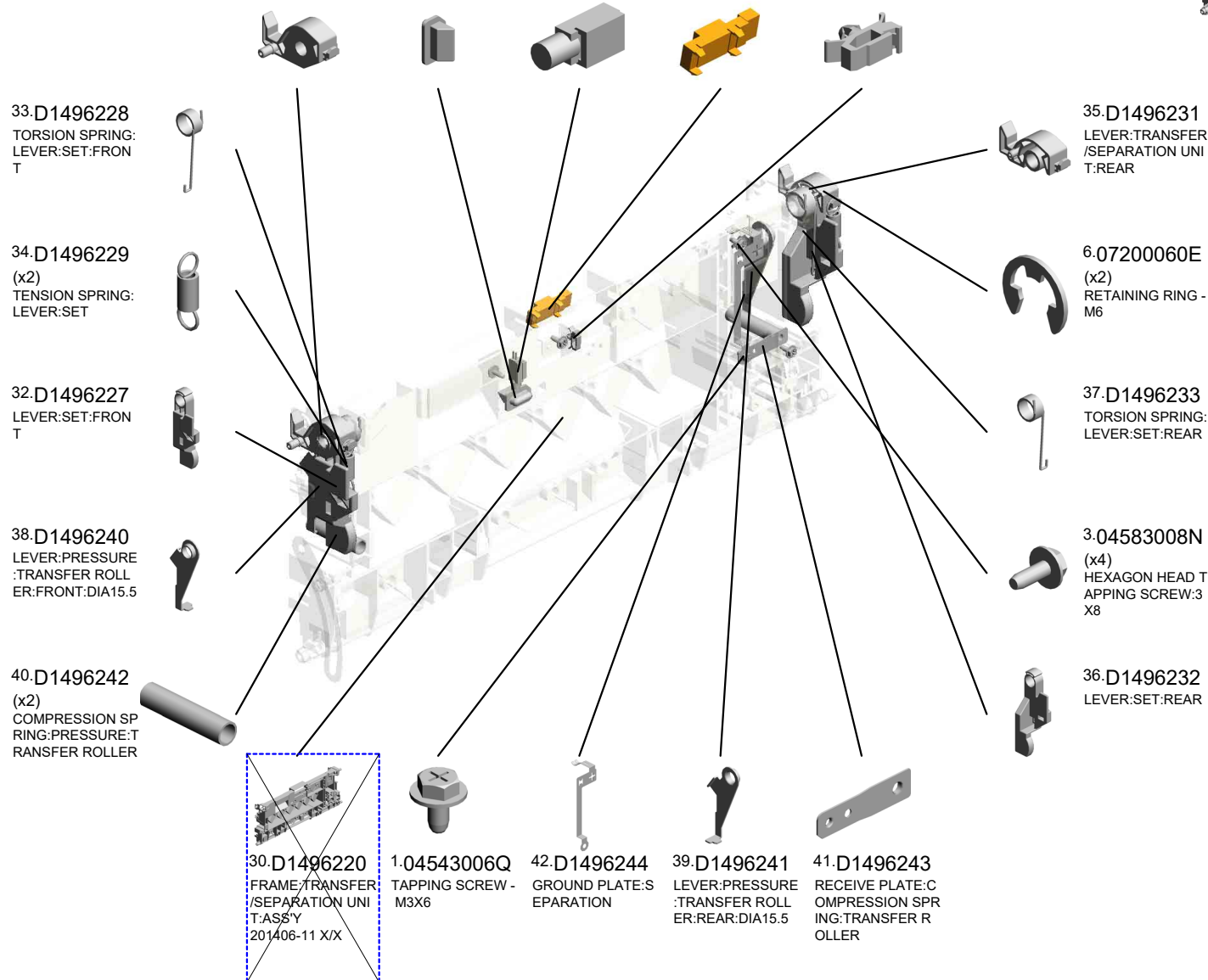
U001	U002	U003	U004	U005	U006	U007	U008	U009	U010	U011	U012	U013	U014	U015	U016	U017	U018
------	------	------	------	------	------	------	------	------	------	------	------	------	------	------	------	------	------

GUIDE PLATE:TRANSFER:SECOND:ASS'Y

- 31.D1496226 LEVER:TRANSFER /SEPARATION UNIT:FRONT
- 27.D1494662 DIFFUSION PLATE: LED
- 19.D1365510 LED:CONNECTOR: RED
- 17.AW010200 PAPER FEED SENSOR:FUSING EXIT
- 7.11050758 CLAMP:LWSM-030 6A



59.D1496217  
 [A]  
 GUIDE PLATE:TRANSFER:SECOND:ASS'Y  
 202208-03 O/O

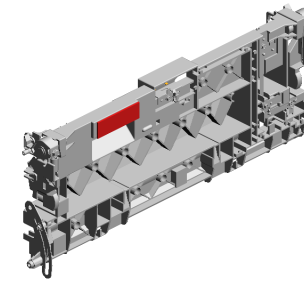


U001	U002	U003	U004	U005	U006	U007	U008	U009	U010	U011	U012	U013	U014	U015	U016	U017	U018
------	------	------	------	------	------	------	------	------	------	------	------	------	------	------	------	------	------

U010\_S001\_S001


GUIDE PLATE:TRANSFER:SECOND:ASS'Y

- 46.D1496254 DECAL:GRIP:BLOWER
- 57.D1496275 SHEET:ENTRANCE:TRANSFER
- 45.D1496248 CAP:LED
- 56.D1496274 HOLDER:SHEET  
201410-08 X/X

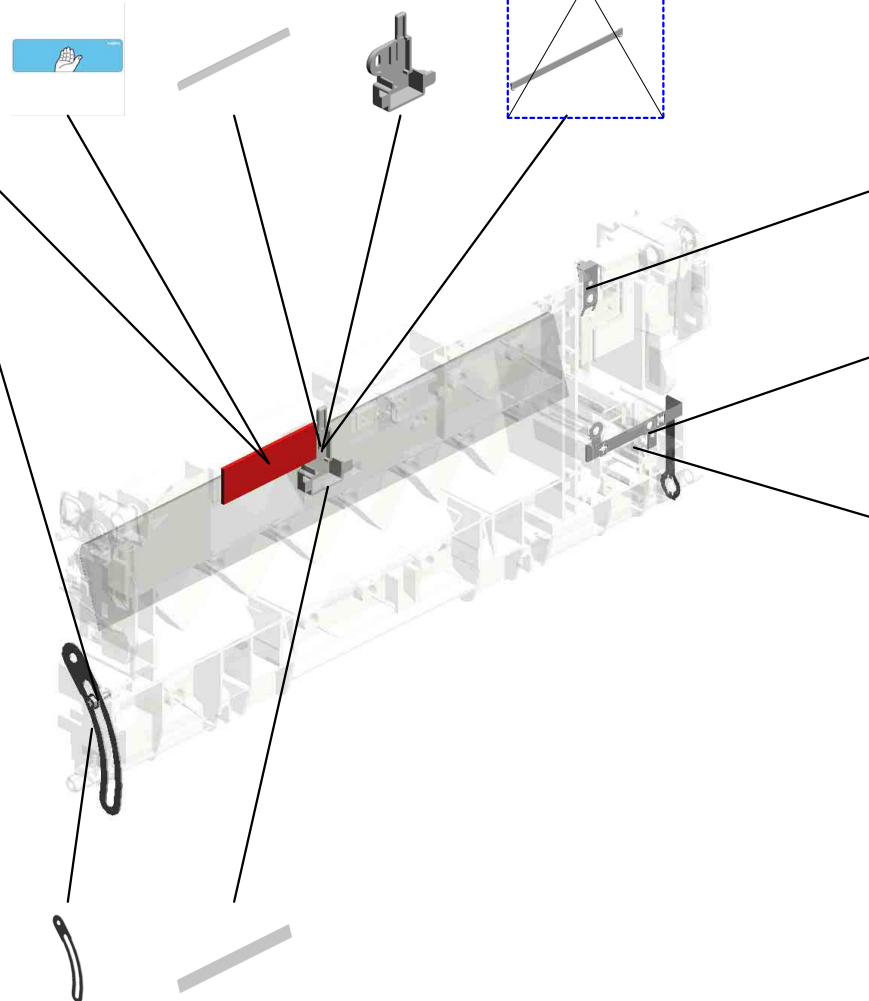


59.D1496217  
[A]  
GUIDE PLATE:TRANSFER:SECOND:ASS'Y  
202208-03 O/O

47.D1496255  
DECAL:GRIP:B



53.GA143003  
SCREW:MM5:2.5MM



44.D1496246 LINK:TRANSFER/SEPARATION UNIT

58.D1496276 SHEET:UPPER:TRANSFER



48.D1496256  
GROUND PLATE:GUIDE:TRANSPORT



49.D1496257  
GROUND PLATE:REGISTRATION ROLLER



43.D1496245  
GROUND PLATE:TRANSFER/SEPARATION UNIT



D1496215  
[A]  
GUIDE PLATE:TRANSFER:SECOND:ASS'Y  
202208-03 O/O


U001	U002	U003	U004	U005	U006	U007	U008	U009	U010	U011	U012	U013	U014	U015	U016	U017	U018
------	------	------	------	------	------	------	------	------	------	------	------	------	------	------	------	------	------

U010\_S001\_S002  
TRANSFER ROLLER:SECOND:ASS'Y

5.07200040E  
RETAINING RING -  
M4



29.D1496212  
TRANSFER ROLLE  
R:SECOND:ASS'Y



U001	U002	U003	U004	U005	U006	U007	U008	U009	U010	U011	U012	U013	U014	U015	U016	U017	U018
------	------	------	------	------	------	------	------	------	------	------	------	------	------	------	------	------	------

# U011.FUSING

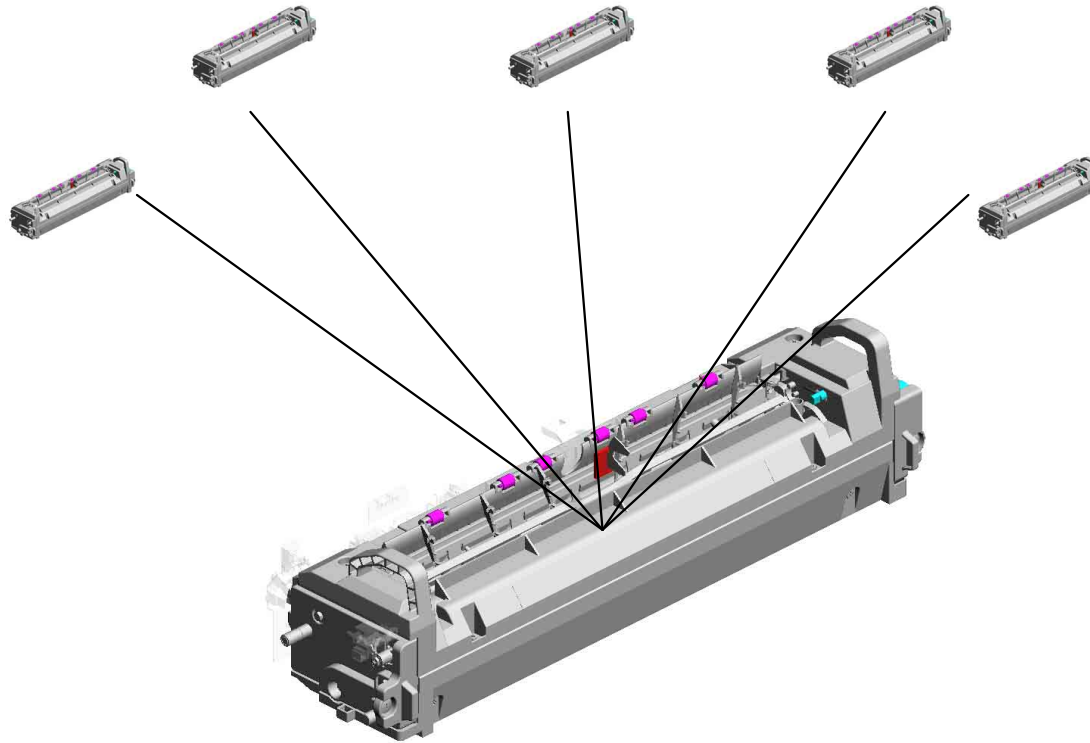
U011 S001  
D1504062  
(-CHN/-EU/-AA):FUSING UNIT  
:SERVICE

U011 S002  
D1504062  
(-CHN/-EU/-AA):FUSING UNIT  
:SERVICE

U011 S003  
D1504062  
(-CHN/-EU/-AA):FUSING UNIT  
:SERVICE

U011 S005  
D1504063  
(-TWN):FUSING UNIT:SERVI  
CE


U011 S004  
D1504061  
(-NA):FUSING UNIT:SERVICE



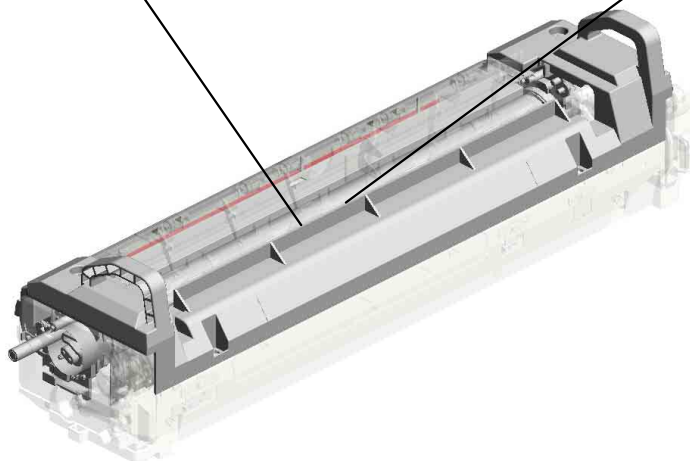
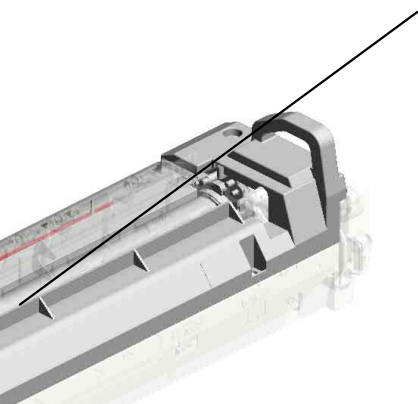
U001	U002	U003	U004	U005	U006	U007	U008	U009	U010	U011	U012	U013	U014	U015	U016	U017	U018
------	------	------	------	------	------	------	------	------	------	------	------	------	------	------	------	------	------

# U011\_S001.(-CHN/-EU/-AA):FUSING UNIT:SERVICE

U011 S001 S002  
D1504042  
(-CHN/-EU/-AA):SLEEVE:FUSI  
NG:CDE:SERVICE




U011 S001 S001  
D1494261  
FUSING COVER:UPPER:ASS'  
Y



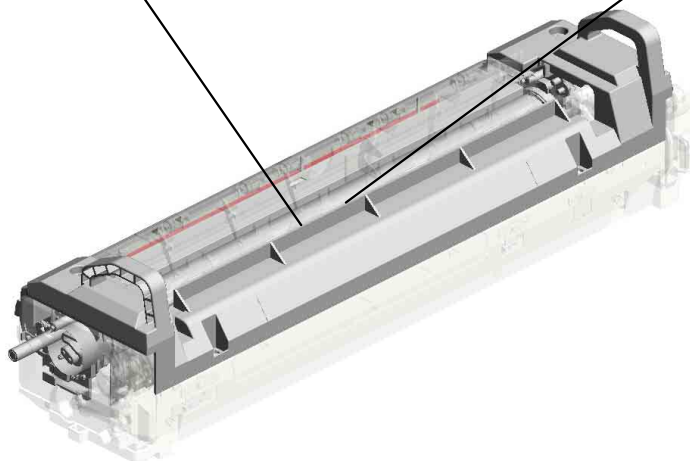
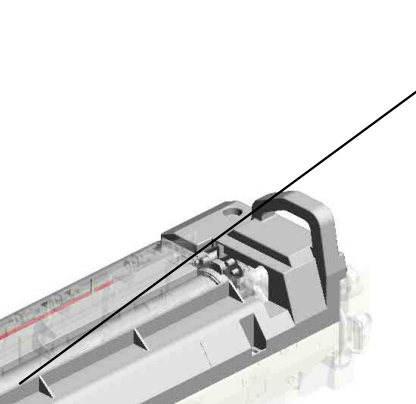
U001	U002	U003	U004	U005	U006	U007	U008	U009	U010	U011	U012	U013	U014	U015	U016	U017	U018
------	------	------	------	------	------	------	------	------	------	------	------	------	------	------	------	------	------

# U011\_S002.(-CHN/-EU/-AA):FUSING UNIT:SERVICE

U011 S002 S002  
D1504042  
(-CHN/-EU/-AA):SLEEVE:FUSI  
NG:CDE:SERVICE



U011 S002 S001  
D1494261  
FUSING COVER:UPPER:ASS'  
Y

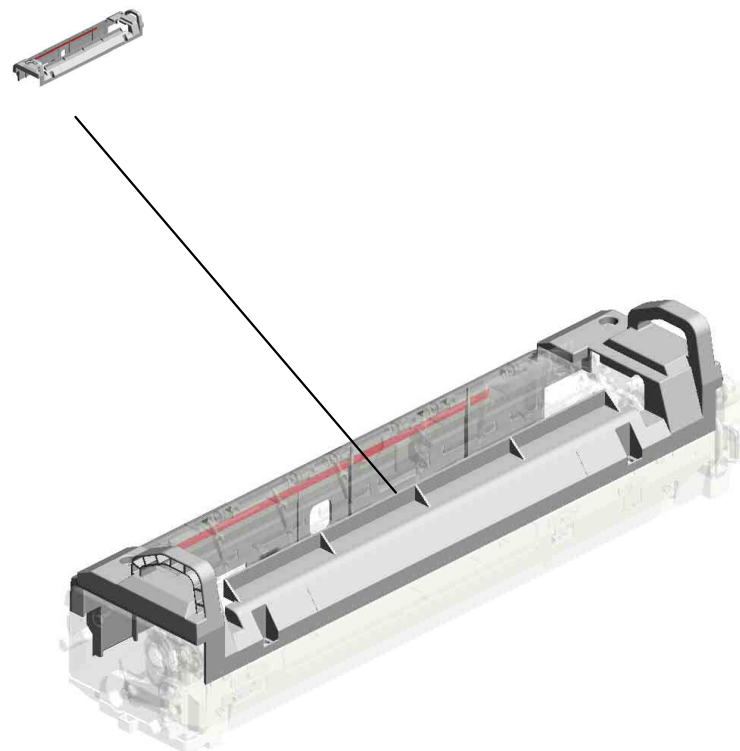


U001	U002	U003	U004	U005	U006	U007	U008	U009	U010	U011	U012	U013	U014	U015	U016	U017	U018
------	------	------	------	------	------	------	------	------	------	------	------	------	------	------	------	------	------



# U011\_S003.(-CHN/-EU/-AA):FUSING UNIT:SERVICE

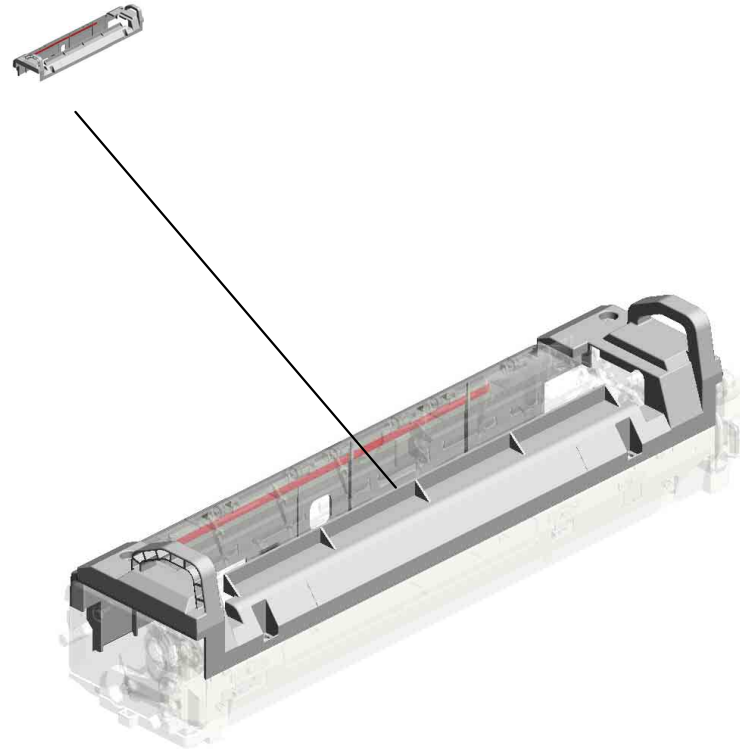
U011 S003 S001  
D1494261  
FUSING COVER:UPPER:ASS'  
Y



U001	U002	U003	U004	U005	U006	U007	U008	U009	U010	U011	U012	U013	U014	U015	U016	U017	U018
------	------	------	------	------	------	------	------	------	------	------	------	------	------	------	------	------	------

# U011\_S004.(-NA):FUSING UNIT:SERVICE

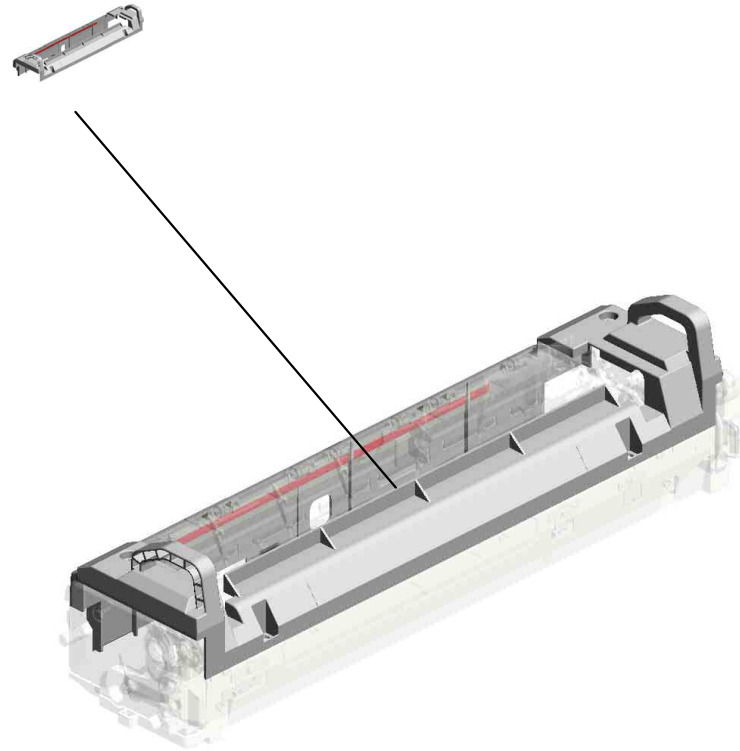
U011 S004 S001  
D1494261  
FUSING COVER:UPPER:ASS'  
Y



U001	U002	U003	U004	U005	U006	U007	U008	U009	U010	U011	U012	U013	U014	U015	U016	U017	U018
------	------	------	------	------	------	------	------	------	------	------	------	------	------	------	------	------	------

# U011\_S005.(-TWN):FUSING UNIT:SERVICE

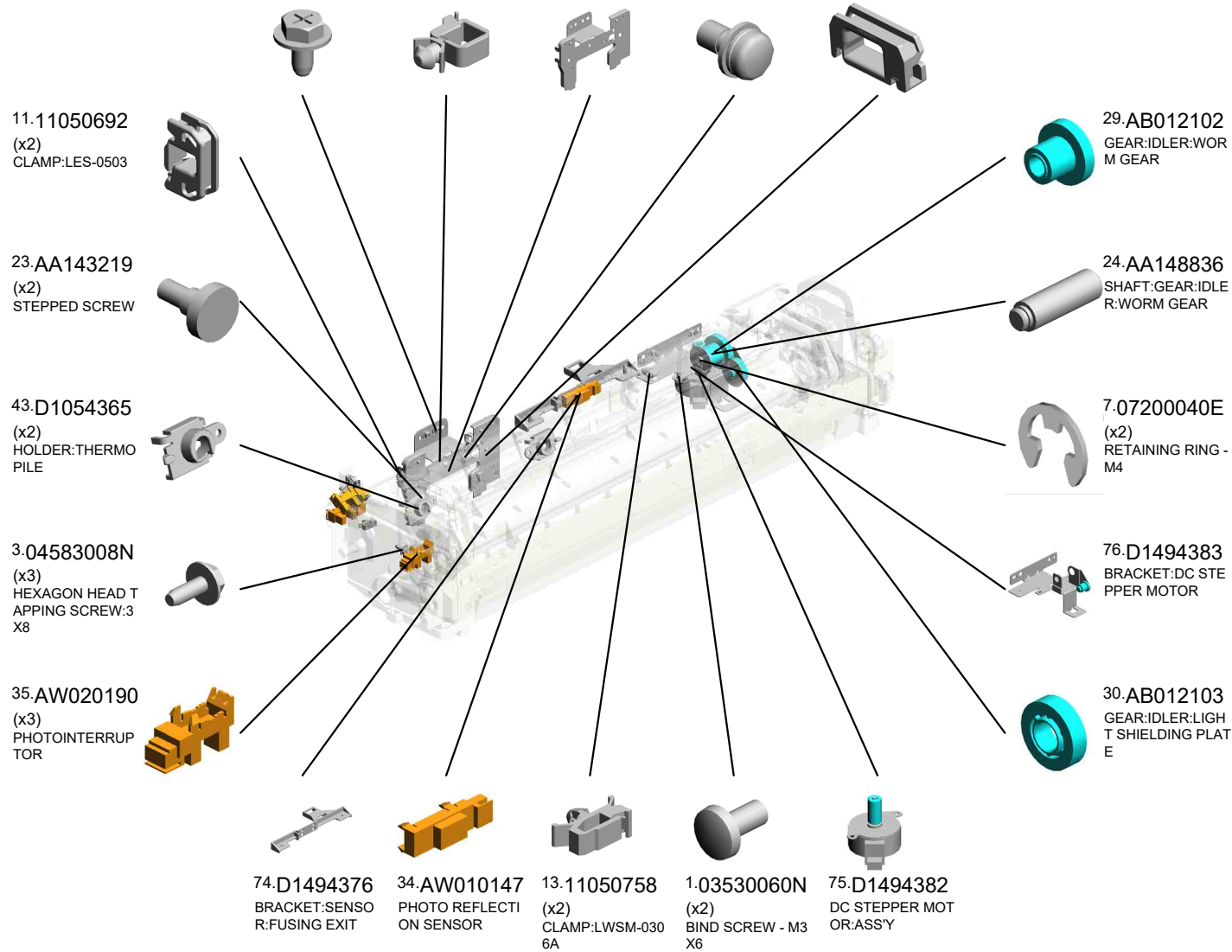
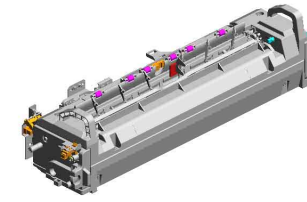
U011 S005 S001  
D1494261  
FUSING COVER:UPPER:ASS'  
Y



U001	U002	U003	U004	U005	U006	U007	U008	U009	U010	U011	U012	U013	U014	U015	U016	U017	U018
------	------	------	------	------	------	------	------	------	------	------	------	------	------	------	------	------	------

# U011 FUSING

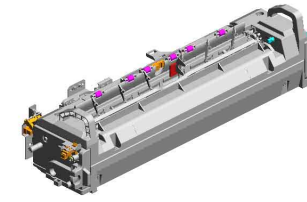
- 2.04543006Q (x5) TAPPING SCREW - M3X6
- 14.11050759 (x2) CLAMP:LWSM-060 5A
- 73.D1494354 BRACKET:DRAWER:MAIN
- 10.09574008N SCREW:SMALL ROUND/SPRING:M4X8
- 12.11050723 (x2) CLAMPS:WES-050 7



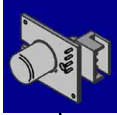
U001	U002	U003	U004	U005	U006	U007	U008	U009	U010	U011	U012	U013	U014	U015	U016	U017	U018
------	------	------	------	------	------	------	------	------	------	------	------	------	------	------	------	------	------

# U011 FUSING

103.AW100183 86.08046129  
(x2) (x2)  
THERMOPILE HEXAGON HEAD B  
201803-01 O/O OLT:IB-LOCK:M3X6



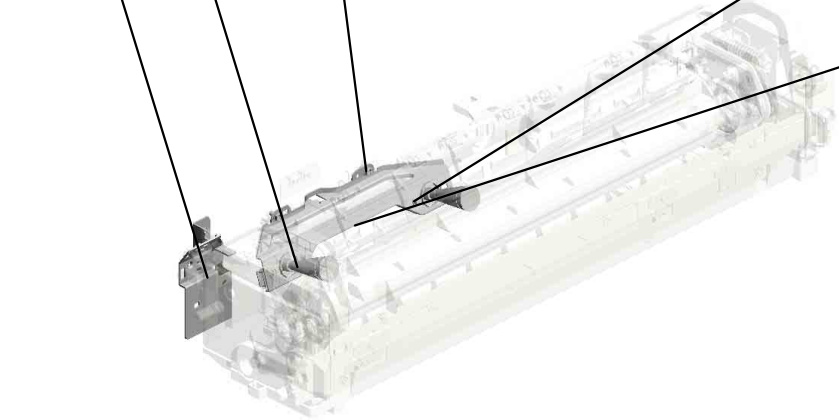
99.D1494396  
BRACKET:SENSO  
R:LIGHT SHIELDIN  
G PLATE



84.08046123  
(x2)  
HEXAGONAL BOLT  
:WASHER:M3X8




98.D1494363  
BRACKET:THERM  
OPILE



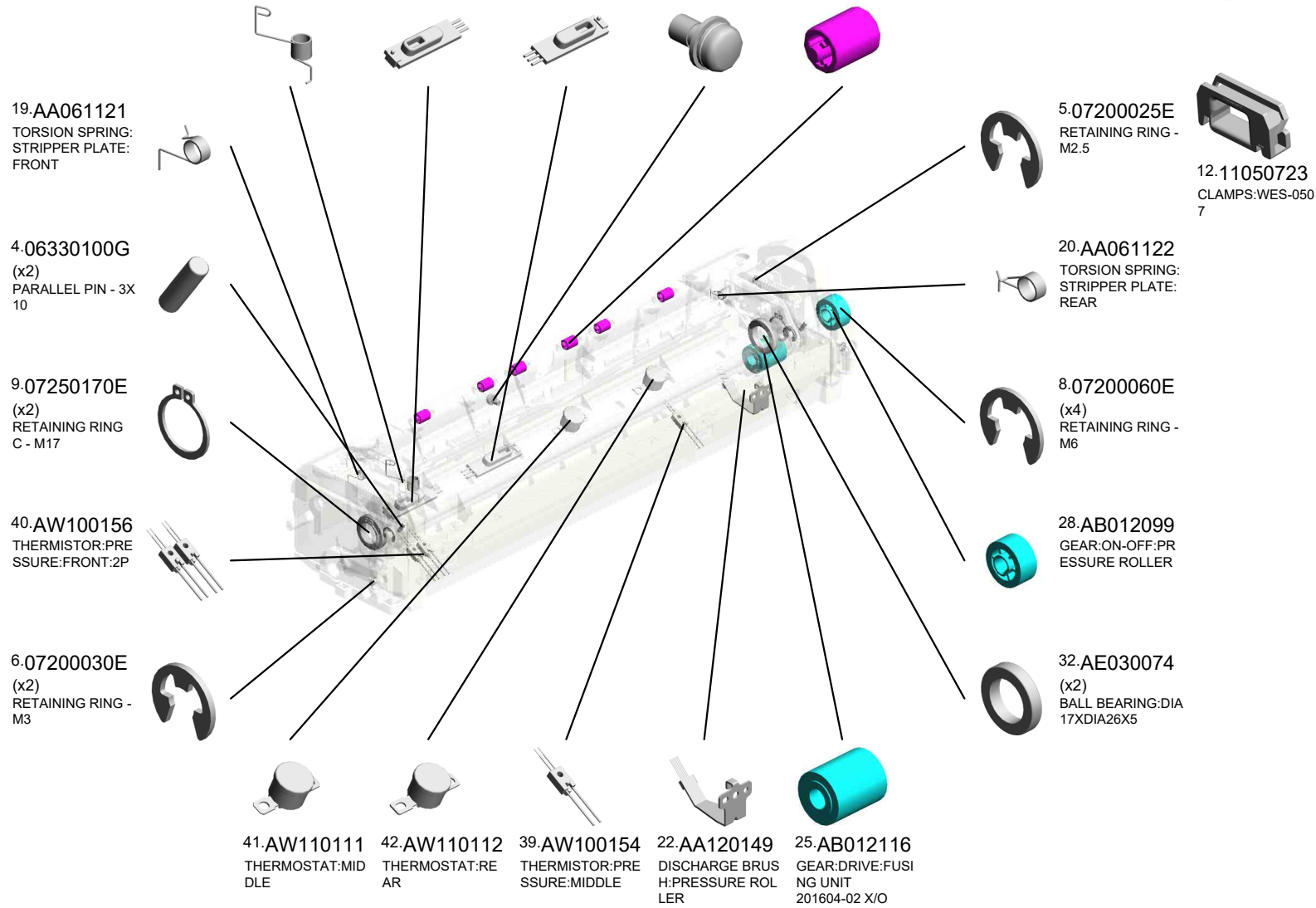
U001	U002	U003	U004	U005	U006	U007	U008	U009	U010	U011	U012	U013	U014	U015	U016	U017	U018
------	------	------	------	------	------	------	------	------	------	------	------	------	------	------	------	------	------

U011\_S001  
(-CHN/-EU/-AA):FUSING UNIT:SERVICE

- 21.AA066423 TORSION SPRING: GUIDE:FUSING EXIT
- 38.AW100151 NON-CONTACT TYPE THERMISTOR: NC-F10:FRONT
- 37.AW100150 NON-CONTACT TYPE THERMISTOR: NC-F10:MIDDLE
- 10.09574008N SCREW:SMALL ROUND/SPRING:M4X8
- 33.AF040064 (x6) ROLLER:DRIVEN:FUSING EXIT




106.D1504062  
[A]  
(-CHN/-EU/-AA):FUSING UNIT:SERVICE  
201807-03 O/O



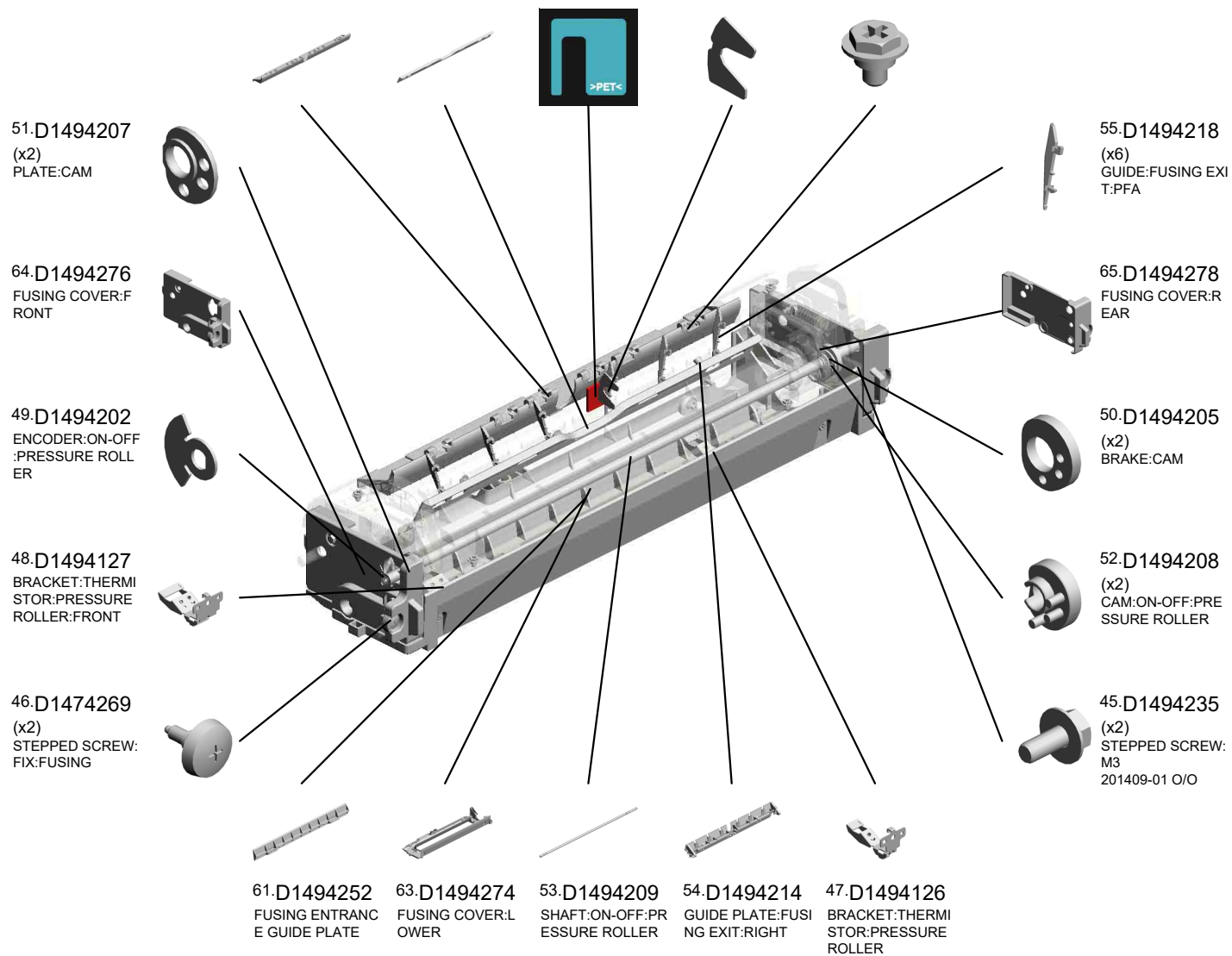
U001	U002	U003	U004	U005	U006	U007	U008	U009	U010	U011	U012	U013	U014	U015	U016	U017	U018
------	------	------	------	------	------	------	------	------	------	------	------	------	------	------	------	------	------

U011\_S001  
(-CHN/-EU/-AA):FUSING UNIT:SERVICE

- 58.D1494234 GUIDE PLATE:FUSING EXIT:LEFT
- 57.D1494229 STRIPPER PLATE:PRESSURE ROLLER
- 60.D1494246 DECAL:GUIDE PLATE:FUSING EXIT
- 59.D1494245 SHEET:C:GUIDE PLATE:FUSING EXIT
- 45.D1441085 (x17) STEPPED SCREW:M3




106.D1504062  
[A]  
(-CHN/-EU/-AA):FUSING UNIT:SERVICE  
201807-03 O/O



U001	U002	U003	U004	U005	U006	U007	U008	U009	U010	U011	U012	U013	U014	U015	U016	U017	U018
------	------	------	------	------	------	------	------	------	------	------	------	------	------	------	------	------	------

U011\_S001  
(-CHN/-EU/-AA):FUSING UNIT:SERVICE

- 66.D1494319 GUIDE:HARNES: DRAWER
- 71.D1494342 HOUSING:NON-CO NTACTION TYPE THE RMISTOR
- 100.D2414221 STRIPPER PLATE: FUSING EXIT:ASS' Y 201711-02 O/O
- 108.AE020268 PRESSURE ROLLER: DIA32:SERVICE PARTS 202211-01 O/O
- 67.D1494332 HOUSING:THERM OSTAT



- 106.D1504062 [A] (-CHN/-EU/-AA):FU SING UNIT:SERVIC E 201807-03 O/O

- 83.07403808 (x2) BALL BEARING - 8 X16X5MM




- 86.08046129 (x14) HEXAGON HEAD BOLT:IB-LOCK:M3X6




- 85.08046128 (x3) HEXAGONAL BOLT :DOUBLE SCREW: M3X10




- 72.D1494346 GUIDE:HARNES: HEATER



- 101.AB012119 GEAR:PRESSURE ROLLER 201802-02 X/O



- 102.AB012120 GEAR:IDLER:PRESSURE ROLLER 201803-02 X/O



- 70.D1494337 (x2) TERMINAL:THERM OSTAT



- 68.D1494334 COVER:HOUSING: THERMOSTAT
- 69.D1494335 ELECTRODE PLATE:CONNECTING:THERMOSTAT
- 84.08046123 (x12) HEXAGONAL BOLT :WASHER:M3X8



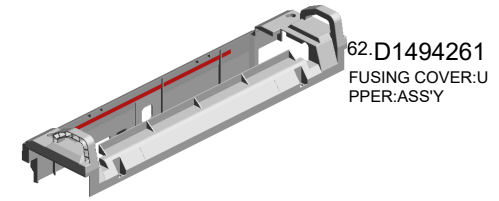
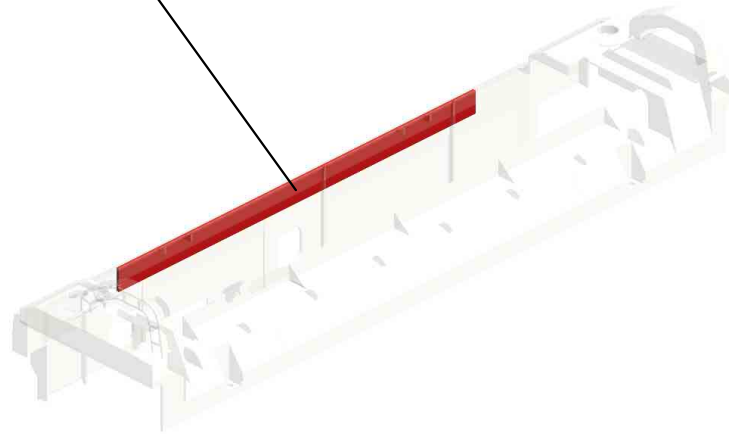
- D1504018 [A] (-CHN/-EU/-AA):FU SING UNIT:SERVIC E 201807-03 O/O

U001	U002	U003	U004	U005	U006	U007	U008	U009	U010	U011	U012	U013	U014	U015	U016	U017	U018
------	------	------	------	------	------	------	------	------	------	------	------	------	------	------	------	------	------



U011\_S001\_S001  
FUSING COVER:UPPER:ASS'Y


44.D1124264  
DECAL:WARNING (HIGH TEMPERATU  
RE):FUSING



U001	U002	U003	U004	U005	U006	U007	U008	U009	U010	U011	U012	U013	U014	U015	U016	U017	U018
------	------	------	------	------	------	------	------	------	------	------	------	------	------	------	------	------	------

U011\_S001\_S002  
(-CHN/-EU/-AA):SLEEVE:FUSING:CDE:SERVICE

86.08046129  
(x4)  
HEXAGON HEAD B  
OLT:IB-LOCK:M3X6

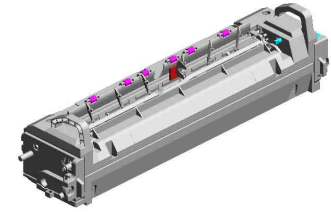


**96.D1504042**  
(-CHN/-EU/-AA):SL  
EVE:FUSING:CDE  
:SERVICE  
201408-05 O/O

U001	U002	U003	U004	U005	U006	U007	U008	U009	U010	U011	U012	U013	U014	U015	U016	U017	U018
------	------	------	------	------	------	------	------	------	------	------	------	------	------	------	------	------	------

U011\_S002  
(-CHN/-EU/-AA):FUSING UNIT:SERVICE

- 38.AW100151 NON-CONTACT TYPE THERMISTOR: NC-F10:FRONT
- 37.AW100150 NON-CONTACT TYPE THERMISTOR: NC-F10:MIDDLE
- 10.09574008N SCREW:SMALL ROUND/SPRING:M4X8
- 33.AF040064 (x6) ROLLER:DRIVEN:FUSING EXIT
- 41.AW110111 THERMOSTAT:MIDDLE



106.D1504062  
[A]  
(-CHN/-EU/-AA):FUSING UNIT:SERVICE  
201807-03 O/O

19.AA061121  
TORSION SPRING: STRIPPER PLATE: FRONT



4.06330100G  
(x2)  
PARALLEL PIN - 3X10



9.07250170E  
(x2)  
RETAINING RING C - M17



40.AW100156  
THERMISTOR:PRESSURE:FRONT:2P



6.07200030E  
(x2)  
RETAINING RING - M3



42.AW110112  
THERMOSTAT:REAR



39.AW100154  
THERMISTOR:PRESSURE:MIDDLE




21.AA066423  
TORSION SPRING: GUIDE:FUSING EXIT



22.AA120149  
DISCHARGE BRUSH:PRESSURE ROLLER



25.AB012116  
GEAR:DRIVE:FUSING UNIT  
201604-02 X/O



5.07200025E  
RETAINING RING - M2.5



12.11050723  
CLAMPS:WES-0507



86.08046129  
(x3)  
HEXAGON HEAD BOLT:IB-LOCK:M3X6

20.AA061122  
TORSION SPRING: STRIPPER PLATE: REAR



8.07200060E  
(x4)  
RETAINING RING - M6



28.AB012099  
GEAR:ON-OFF:PRESSURE ROLLER




32.AE030074  
(x2)  
BALL BEARING:DIA 17XDIA26X5



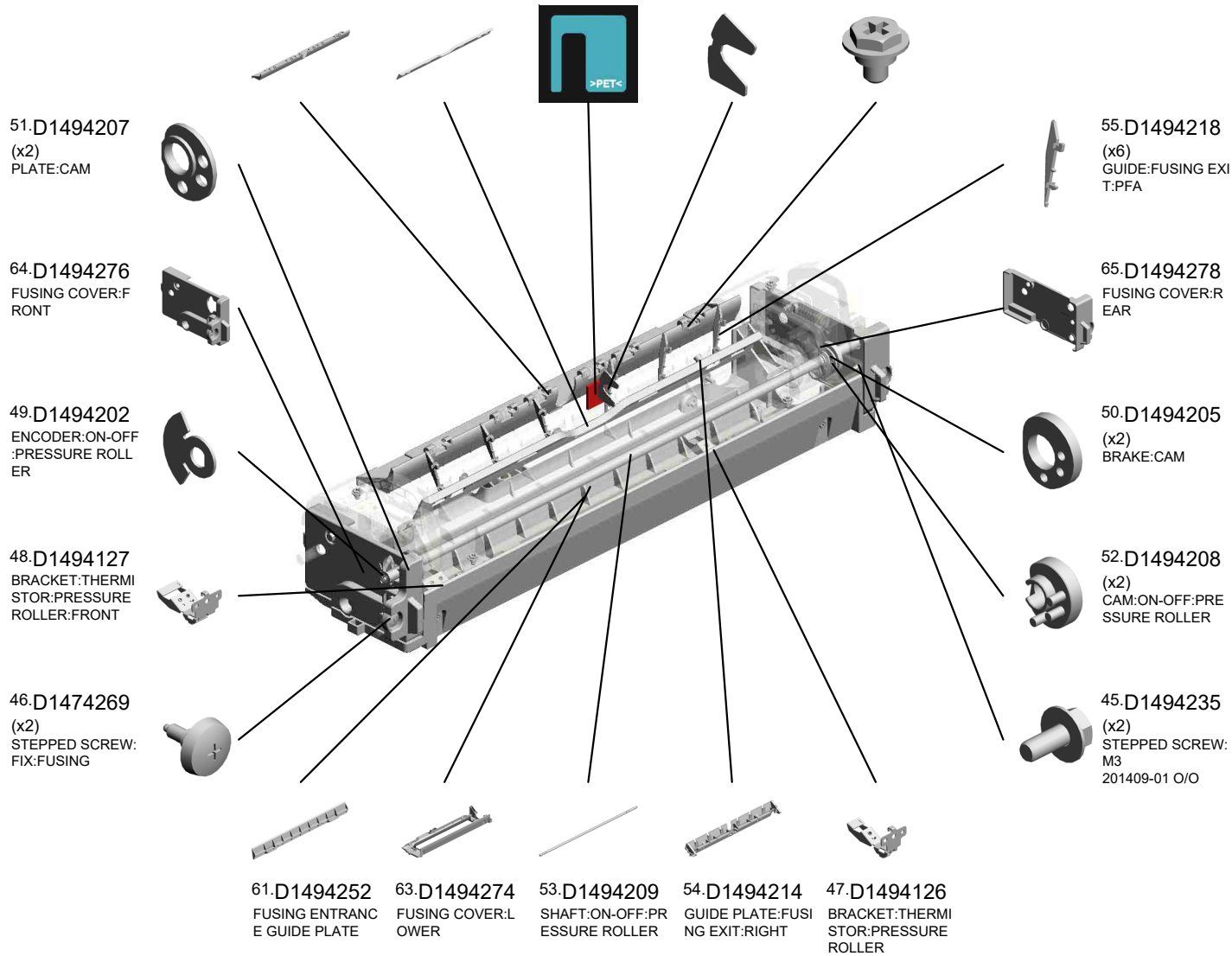
U001	U002	U003	U004	U005	U006	U007	U008	U009	U010	U011	U012	U013	U014	U015	U016	U017	U018
------	------	------	------	------	------	------	------	------	------	------	------	------	------	------	------	------	------

U011\_S002  
(-CHN/-EU/-AA):FUSING UNIT:SERVICE

- 58.D1494234 GUIDE PLATE:FUSING EXIT:LEFT
- 57.D1494229 STRIPPER PLATE:PRESSURE ROLLER
- 60.D1494246 DECAL:GUIDE PLATE:FUSING EXIT
- 59.D1494245 SHEET:C:GUIDE PLATE:FUSING EXIT
- 45.D1441085 (x17) STEPPED SCREW:M3




106.D1504062  
[A]  
(-CHN/-EU/-AA):FUSING UNIT:SERVICE  
201807-03 O/O



U001	U002	U003	U004	U005	U006	U007	U008	U009	U010	U011	U012	U013	U014	U015	U016	U017	U018
------	------	------	------	------	------	------	------	------	------	------	------	------	------	------	------	------	------

U011\_S002  
(-CHN/-EU/-AA):FUSING UNIT:SERVICE

- 66.D1494319 GUIDE:HARNES: DRAWER
- 71.D1494342 HOUSING:NON-CO NTACTION TYPE THE RMISTOR
- 100.D2414221 STRIPPER PLATE: FUSING EXIT:ASS' Y 201711-02 O/O
- 108.AE020268 PRESSURE ROLLER: DIA32:SERVICE PARTS 202211-01 O/O
- 67.D1494332 HOUSING:THERM OSTAT



- 106.D1504062 [A] (-CHN/-EU/-AA):FU SING UNIT:SERVIC E 201807-03 O/O

- 83.07403808 (x2) BALL BEARING - 8 X16X5MM



- 86.08046129 (x14) HEXAGON HEAD BOLT:IB-LOCK:M3X6




- 85.08046128 (x3) HEXAGONAL BOLT :DOUBLE SCREW: M3X10




- 72.D1494346 GUIDE:HARNES: HEATER



- 101.AB012119 GEAR:PRESSURE ROLLER 201802-02 X/O



- 102.AB012120 GEAR:IDLER:PRESSURE ROLLER 201803-02 X/O



- 70.D1494337 (x2) TERMINAL:THERM OSTAT



- 68.D1494334 COVER:HOUSING: THERMOSTAT
- 69.D1494335 ELECTRODE PLATE:CONNECTING:THERMOSTAT
- 84.08046123 (x12) HEXAGONAL BOLT :WASHER:M3X8

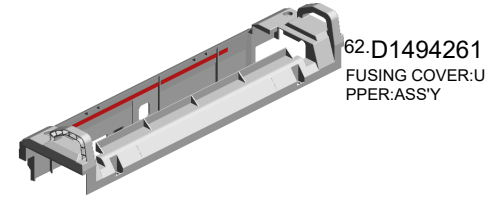
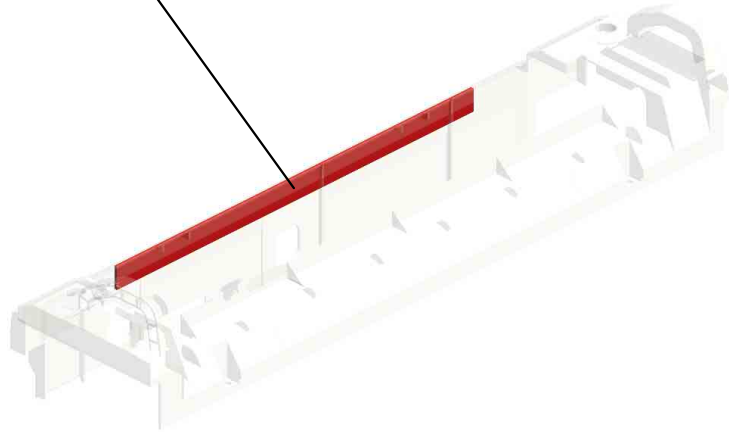


- D1504018 [A] (-CHN/-EU/-AA):FU SING UNIT:SERVIC E 201807-03 O/O

U001	U002	U003	U004	U005	U006	U007	U008	U009	U010	U011	U012	U013	U014	U015	U016	U017	U018
------	------	------	------	------	------	------	------	------	------	------	------	------	------	------	------	------	------

U011\_S002\_S001  
FUSING COVER:UPPER:ASS'Y

44.D1124264  
DECAL:WARNING (HIGH TEMPERATU  
RE):FUSING




U001	U002	U003	U004	U005	U006	U007	U008	U009	U010	U011	U012	U013	U014	U015	U016	U017	U018
------	------	------	------	------	------	------	------	------	------	------	------	------	------	------	------	------	------

U011\_S002\_S002  
(-CHN/-EU/-AA):SLEEVE:FUSING:CDE:SERVICE

85.08046128

HEXAGONAL BOLT  
:DOUBLE SCREW:  
M3X10



**96.D1504042**  
(-CHN/-EU/-AA):SL  
EEVE:FUSING:CDE  
:SERVICE  
201408-05 O/O




86.08046129  
(x4)  
HEXAGON HEAD B  
OLT:IB-LOCK:M3X6



U001	U002	U003	U004	U005	U006	U007	U008	U009	U010	U011	U012	U013	U014	U015	U016	U017	U018
------	------	------	------	------	------	------	------	------	------	------	------	------	------	------	------	------	------

U011\_S003  
(-CHN/-EU/-AA):FUSING UNIT:SERVICE

- 38.AW100151 NON-CONTACT TYPE THERMISTOR: NC-F10:FRONT
- 37.AW100150 NON-CONTACT TYPE THERMISTOR: NC-F10:MIDDLE
- 10.09574008N SCREW:SMALL ROUND/SPRING:M4X8
- 33.AF040064 (x6) ROLLER:DRIVEN:FUSING EXIT
- 41.AW110111 THERMOSTAT:MIDDLE



106.D1504062  
[A]  
(-CHN/-EU/-AA):FUSING UNIT:SERVICE  
201807-03 O/O

19.AA061121  
TORSION SPRING: STRIPPER PLATE: FRONT



4.06330100G  
(x2)  
PARALLEL PIN - 3X10



9.07250170E  
(x2)  
RETAINING RING C - M17



40.AW100156  
THERMISTOR:PRESSURE:FRONT:2P



6.07200030E  
(x2)  
RETAINING RING - M3



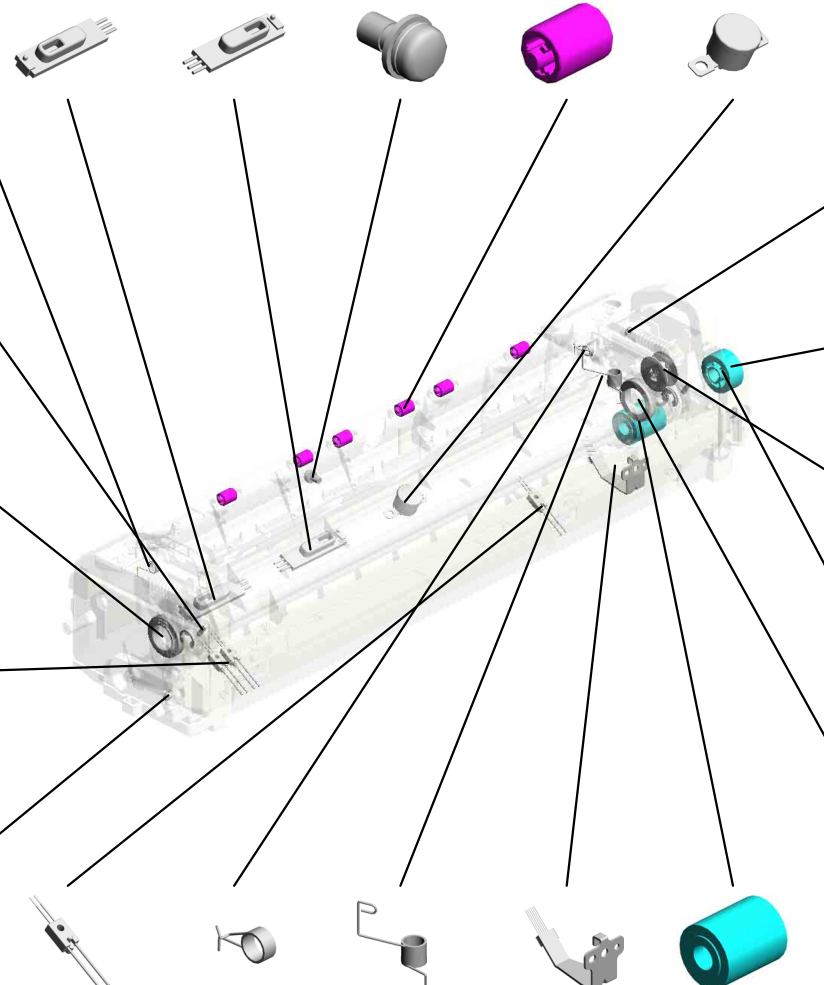
39.AW100154  
THERMISTOR:PRESSURE:MIDDLE

20.AA061122  
TORSION SPRING: STRIPPER PLATE: REAR

21.AA066423  
TORSION SPRING: GUIDE:FUSING EXIT

22.AA120149  
DISCHARGE BRUSH:PRESSURE ROLLER

25.AB012116  
GEAR:DRIVE:FUSING UNIT  
201604-02 X/O



5.07200025E  
RETAINING RING - M2.5




8.07200060E  
(x4)  
RETAINING RING - M6



7.07200040E  
(x2)  
RETAINING RING - M4



28.AB012099  
GEAR:ON-OFF:PRESSURE ROLLER



32.AE030074  
(x2)  
BALL BEARING:DIAMETER 17XDIAMETER 26X5



12.11050723  
CLAMPS:WES-0507




86.08046129  
(x3)  
HEXAGON HEAD BOLT:IB-LOCK:M3X6

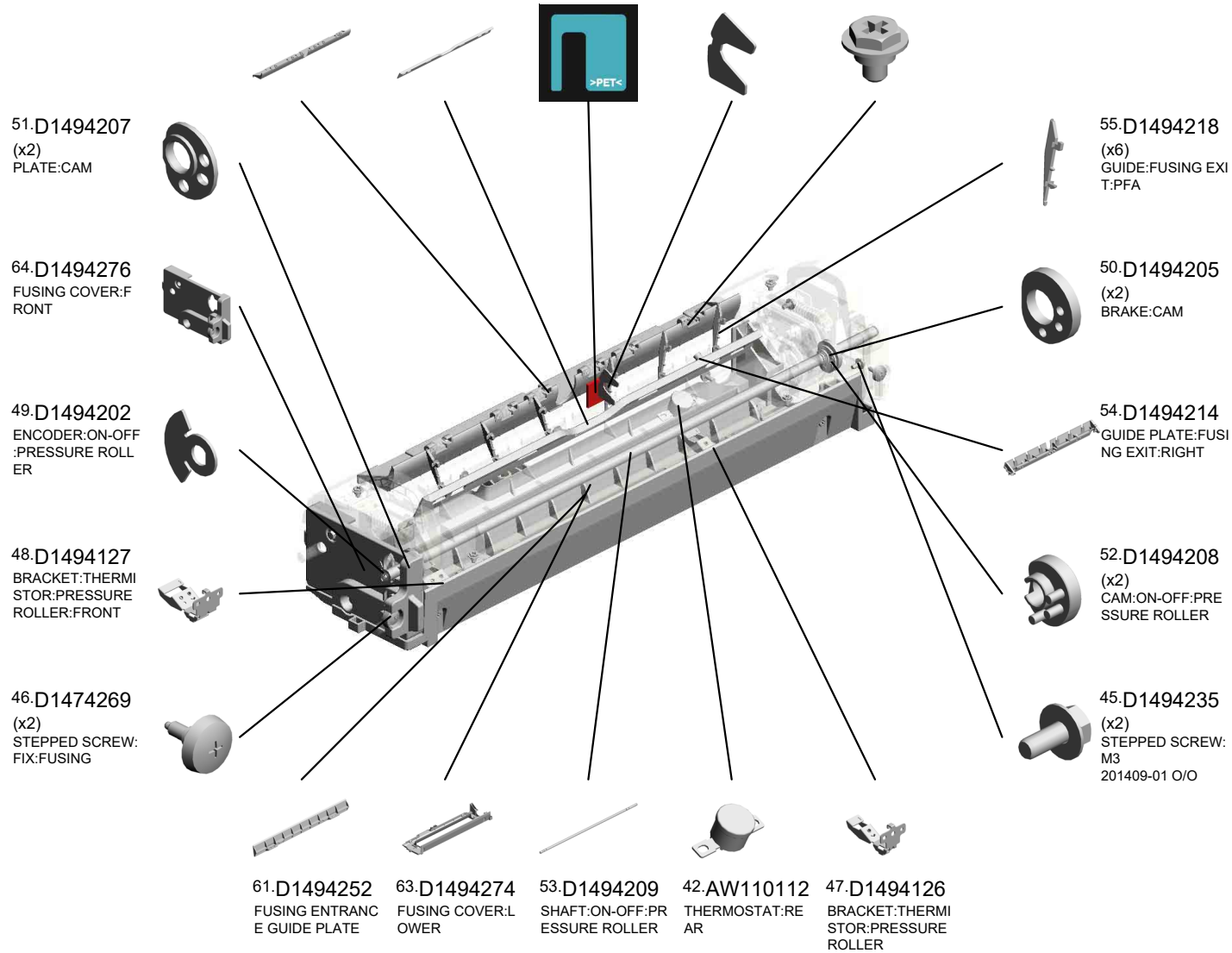


U011\_S003  
(-CHN/-EU/-AA):FUSING UNIT:SERVICE

- 58.D1494234 GUIDE PLATE:FUSING EXIT:LEFT
- 57.D1494229 STRIPPER PLATE:PRESSURE ROLLER
- 60.D1494246 DECAL:GUIDE PLATE:FUSING EXIT
- 59.D1494245 SHEET:C:GUIDE PLATE:FUSING EXIT
- 45.D1441085 (x17) STEPPED SCREW:M3




106.D1504062  
[A]  
(-CHN/-EU/-AA):FUSING UNIT:SERVICE  
201807-03 O/O



U001	U002	U003	U004	U005	U006	U007	U008	U009	U010	U011	U012	U013	U014	U015	U016	U017	U018
------	------	------	------	------	------	------	------	------	------	------	------	------	------	------	------	------	------


U011\_S003  
(-CHN/-EU/-AA):FUSING UNIT:SERVICE

66.D1494319 GUIDE:HARNES: DRAWER  
**96.D1504042 (-CHN/-EU/-AA):SL EEVE:FUSING:CDE :SERVICE**  
 201408-05 O/O  
 100.D2414221 STRIPPER PLATE: FUSING EXIT:ASS' Y  
 201711-02 O/O  
 108.AE020268 PRESSURE ROLLER: DIA32:SERVICE PARTS  
 202211-01 O/O  
 67.D1494332 HOUSING:THERM OSTAT



106.D1504062  
**[A]**  
 (-CHN/-EU/-AA):FU SING UNIT:SERVIC E  
 201807-03 O/O

71.D1494342 HOUSING:NON-CO NTACTION TYPE THERMISTOR



83.07403808 (x2) BALL BEARING - 8 X16X5MM



86.08046129 (x14) HEXAGON HEAD BOLT:IB-LOCK:M3X6



85.08046128 (x3) HEXAGONAL BOLT :DOUBLE SCREW: M3X10



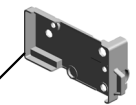
68.D1494334 COVER:HOUSING: THERMOSTAT

69.D1494335 ELECTRODE PLATE:CONNECTING:THERMOSTAT

84.08046123 (x12) HEXAGONAL BOLT :WASHER:M3X8




65.D1494278 FUSING COVER:R EAR




72.D1494346 GUIDE:HARNES: HEATER



101.AB012119 GEAR:PRESSURE ROLLER 201802-02 X/O



102.AB012120 GEAR:IDLER:PRES SURE ROLLER 201803-02 X/O



70.D1494337 (x2) TERMINAL:THERM OSTAT

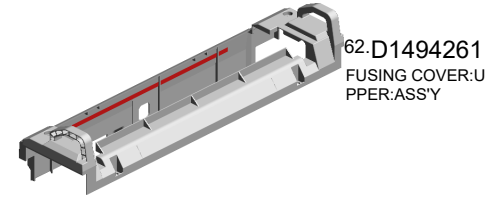
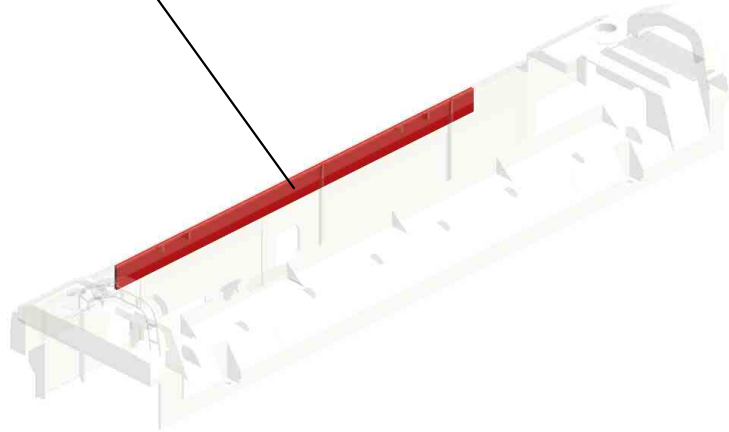


D1504018  
**[A]**  
 (-CHN/-EU/-AA):FU SING UNIT:SERVIC E  
 201807-03 O/O

U001	U002	U003	U004	U005	U006	U007	U008	U009	U010	U011	U012	U013	U014	U015	U016	U017	U018
------	------	------	------	------	------	------	------	------	------	------	------	------	------	------	------	------	------

U011\_S003\_S001  
FUSING COVER:UPPER:ASS'Y


44.D1124264  
DECAL:WARNING (HIGH TEMPERATU  
RE):FUSING



U001	U002	U003	U004	U005	U006	U007	U008	U009	U010	U011	U012	U013	U014	U015	U016	U017	U018
------	------	------	------	------	------	------	------	------	------	------	------	------	------	------	------	------	------

U011\_S004  
(-NA):FUSING UNIT:SERVICE

- 38.AW100151 NON-CONTACT TYPE THERMISTOR: NC-F10:FRONT
- 37.AW100150 NON-CONTACT TYPE THERMISTOR: NC-F10:MIDDLE
- 10.09574008N SCREW:SMALL ROUND/SPRING:M4X8
- 33.AF040064 (x6) ROLLER:DRIVEN:FUSING EXIT
- 41.AW110111 THERMOSTAT:MIDDLE



105.D1504061  
[A]  
(-NA):FUSING UNIT:SERVICE  
201805-03 O/O

19.AA061121  
TORSION SPRING: STRIPPER PLATE: FRONT



4.06330100G  
(x2)  
PARALLEL PIN - 3X10



9.07250170E  
(x2)  
RETAINING RING C - M17



40.AW100156  
THERMISTOR:PRESSURE:FRONT:2P



6.07200030E  
(x2)  
RETAINING RING - M3



31.AE020247  
PRESSURE ROLLER: DIA32:SERVICE PARTS  
201607-04 O/O



39.AW100154  
THERMISTOR:PRESSURE:MIDDLE



21.AA066423  
TORSION SPRING: GUIDE:FUSING EXIT



22.AA120149  
DISCHARGE BRUSH:PRESSURE ROLLER



25.AB012116  
GEAR:DRIVE:FUSING UNIT  
201604-02 X/O



5.07200025E  
RETAINING RING - M2.5



20.AA061122  
TORSION SPRING: STRIPPER PLATE: REAR




8.07200060E  
(x4)  
RETAINING RING - M6



28.AB012099  
GEAR:ON-OFF:PRESSURE ROLLER




32.AE030074  
(x2)  
BALL BEARING: DIA17X DIA26X5



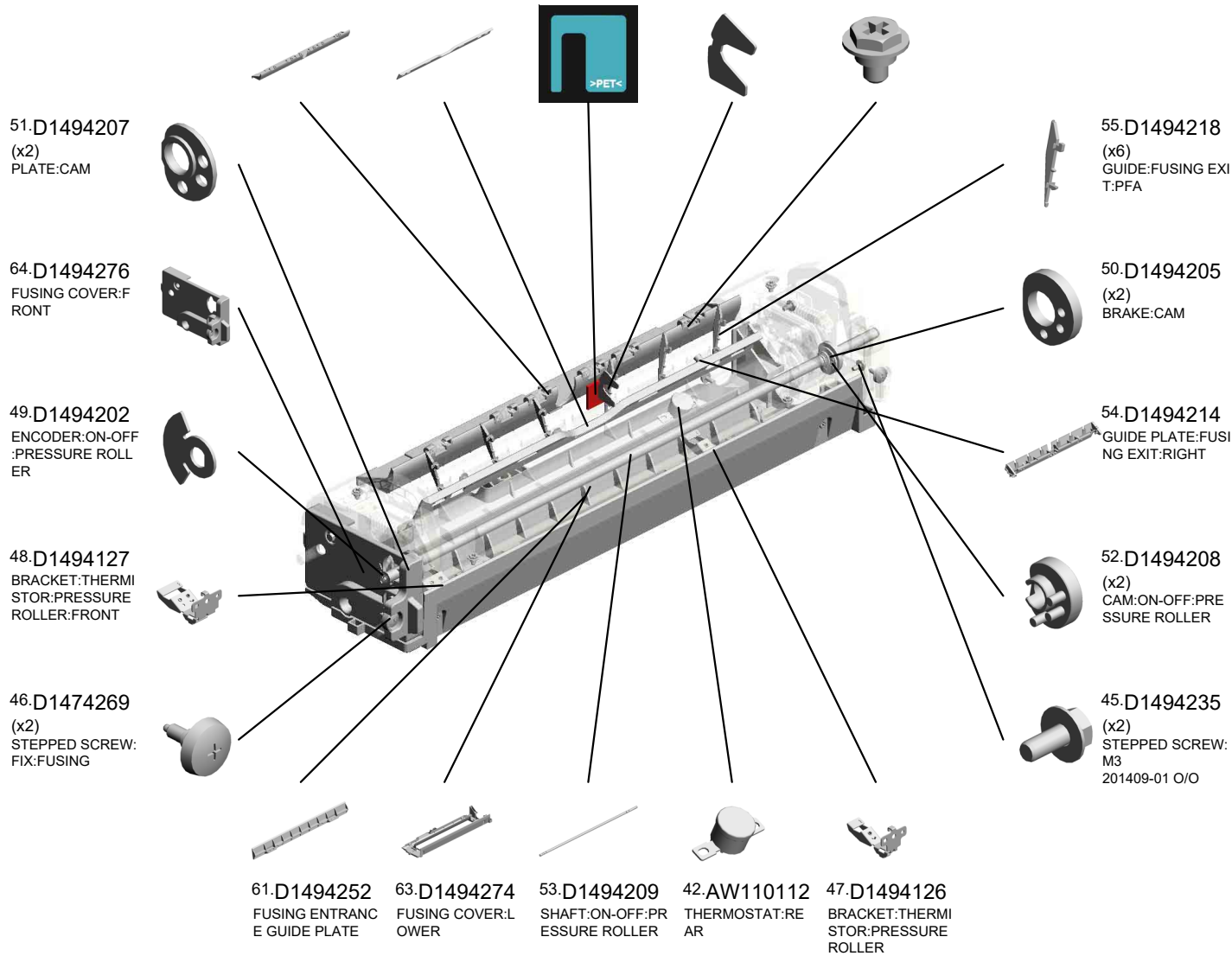
12.11050723  
CLAMPS:WES-0507

U011\_S004  
(-NA):FUSING UNIT:SERVICE

- 58.D1494234 GUIDE PLATE:FUSING EXIT:LEFT
- 57.D1494229 STRIPPER PLATE:PRESSURE ROLLER
- 60.D1494246 DECAL:GUIDE PLATE:FUSING EXIT
- 59.D1494245 SHEET:C:GUIDE PLATE:FUSING EXIT
- 45.D1441085 (x17) STEPPED SCREW:M3




105.D1504061  
[A]  
(-NA):FUSING UNIT:SERVICE  
201805-03 O/O



U001	U002	U003	U004	U005	U006	U007	U008	U009	U010	U011	U012	U013	U014	U015	U016	U017	U018
------	------	------	------	------	------	------	------	------	------	------	------	------	------	------	------	------	------

U011\_S004  
(-NA):FUSING UNIT:SERVICE

66.D1494319 GUIDE:HARNES: DRAWER  
92.D1504041 (-NA):SLEEVE:FUSI NG:CDE:SERVICE 201409-05 O/O  
100.D2414221 STRIPPER PLATE: FUSING EXIT:ASS' Y 201711-02 O/O  
67.D1494332 HOUSING:THERM OSTAT



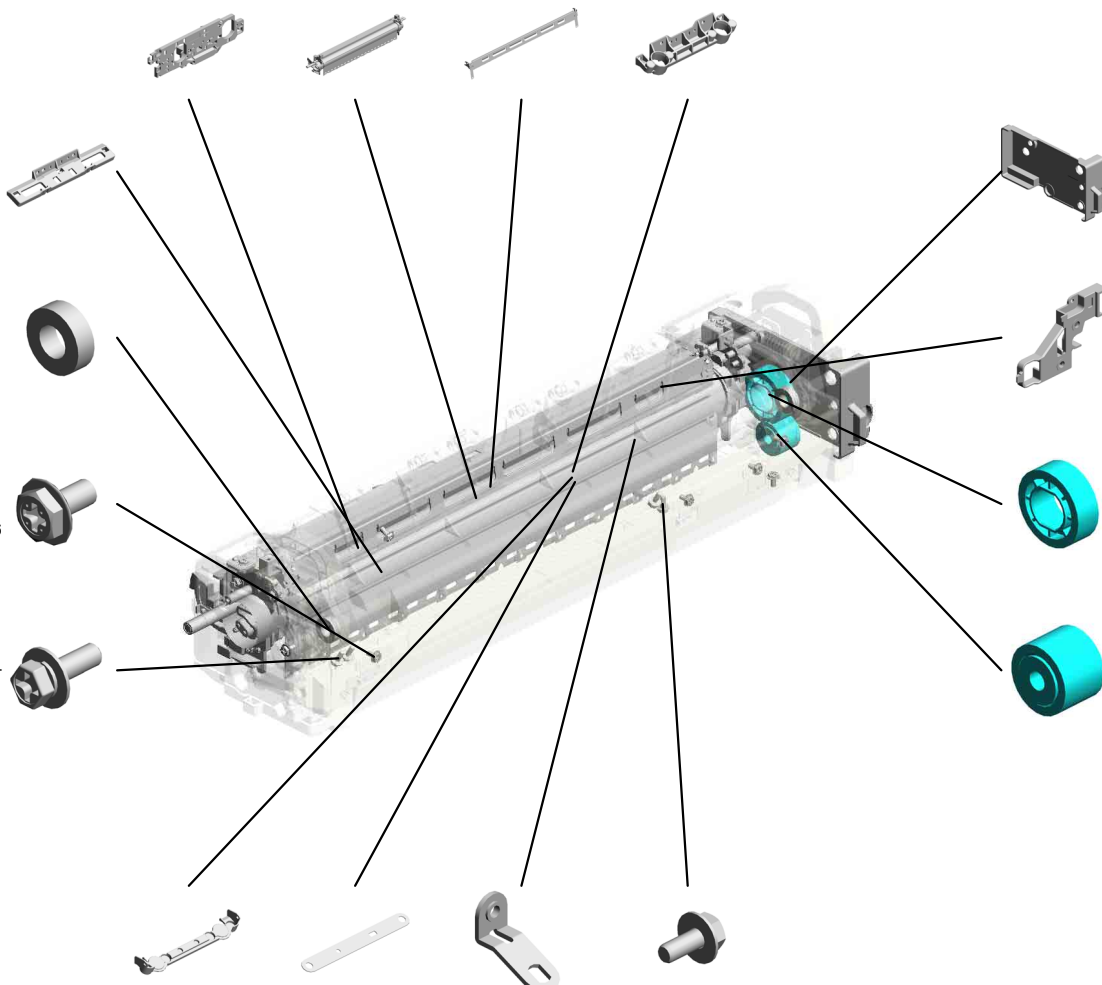
105.D1504061 [A] (-NA):FUSING UNIT :SERVICE 201805-03 O/O

71.D1494342 HOUSING:NON-CO NTACTION TYPE THE RMISTOR

83.07403808 (x2) BALL BEARING - 8 X16X5MM

86.08046129 (x14) HEXAGON HEAD B OLT:IB-LOCK:M3X6

85.08046128 (x3) HEXAGONAL BOLT :DOUBLE SCREW: M3X10



65.D1494278 FUSING COVER:R EAR

72.D1494346 GUIDE:HARNES: HEATER

101.AB012119 GEAR:PRESSURE ROLLER 201802-02 X/O

102.AB012120 GEAR:IDLER:PRES SURE ROLLER 201803-02 X/O

68.D1494334 COVER:HOUSING: THERMOSTAT  
69.D1494335 ELECTRODE PLAT E:CONNECTING:T HERMOSTAT  
70.D1494337 (x2) TERMINAL:THERM OSTAT  
84.08046123 (x12) HEXAGONAL BOLT :WASHER:M3X8

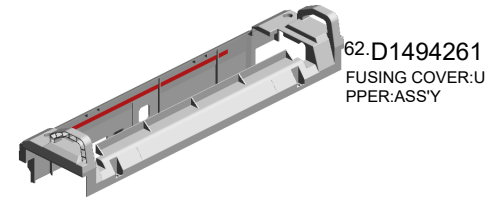
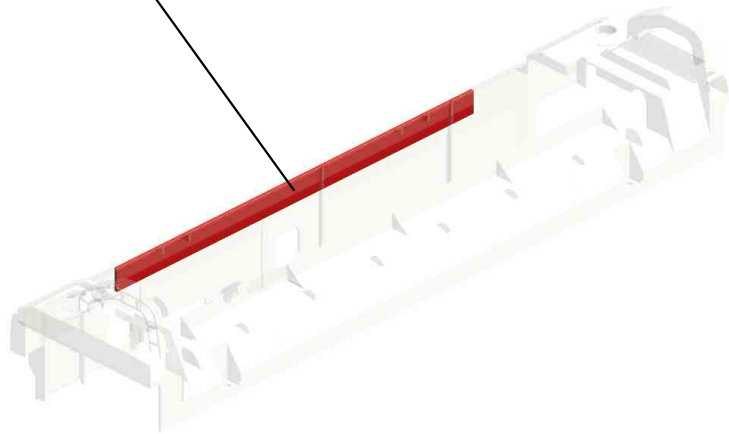


D1504017 [A] (-NA):FUSING UNIT :SERVICE 201805-03 O/O

U001	U002	U003	U004	U005	U006	U007	U008	U009	U010	U011	U012	U013	U014	U015	U016	U017	U018
------	------	------	------	------	------	------	------	------	------	------	------	------	------	------	------	------	------

U011\_S004\_S001  
FUSING COVER:UPPER:ASS'Y


44.D1124264  
DECAL:WARNING (HIGH TEMPERATU  
RE):FUSING



U001	U002	U003	U004	U005	U006	U007	U008	U009	U010	U011	U012	U013	U014	U015	U016	U017	U018
------	------	------	------	------	------	------	------	------	------	------	------	------	------	------	------	------	------

U011\_S005  
(-TWN):FUSING UNIT:SERVICE

- 38.AW100151 NON-CONTACT TYP  
E THERMISTOR:  
NC-F10:FRONT
- 37.AW100150 NON-CONTACT TYP  
E THERMISTOR:  
NC-F10:MIDDLE
- 10.09574008N SCREW:SMALL RO  
UND/SPRING:M4X8
- 33.AF040064 (x6)  
ROLLER:DRIVEN:F  
USING EXIT
- 31.AE020247 PRESSURE ROLLE  
R:DIA32:SERVICE  
PARTS  
201607-04 O/O



104.D1504063  
[A]  
(-TWN):FUSING UN  
IT:SERVICE  
201804-03 O/O

19.AA061121  
TORSION SPRING:  
STRIPPER PLATE:  
FRONT



4.06330100G  
(x2)  
PARALLEL PIN - 3X  
10



9.07250170E  
(x2)  
RETAINING RING  
C - M17



40.AW100156  
THERMISTOR:PRE  
SSURE:FRONT:2P



6.07200030E  
(x2)  
RETAINING RING -  
M3



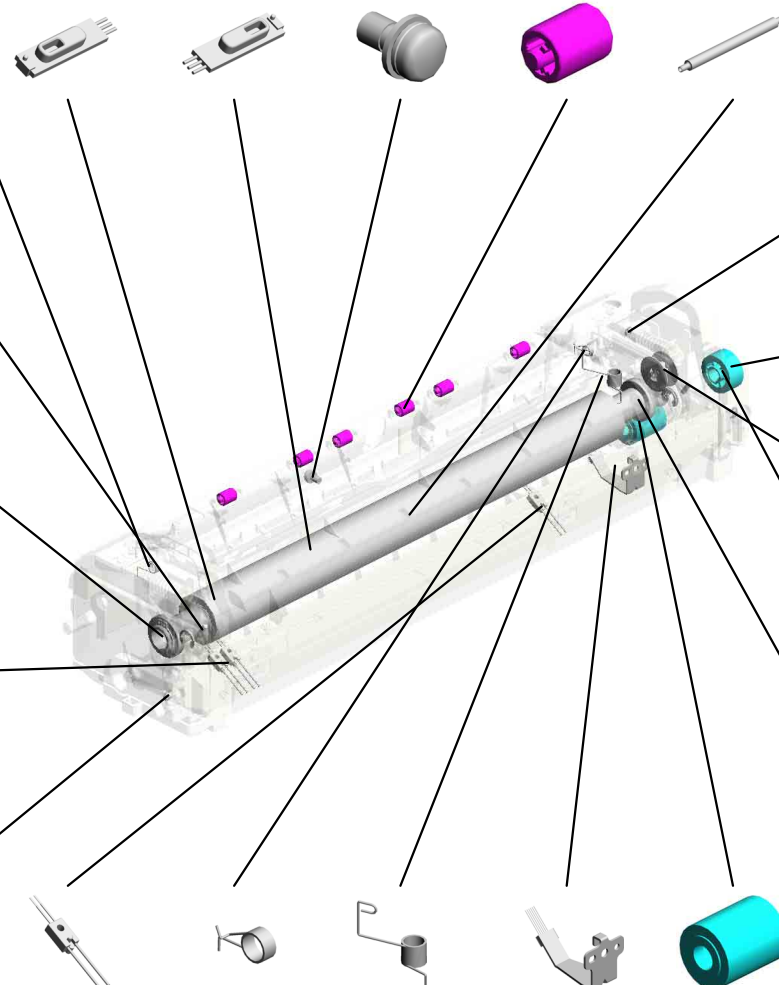
39.AW100154  
THERMISTOR:PRE  
SSURE:MIDDLE

20.AA061122  
TORSION SPRING:  
STRIPPER PLATE:  
REAR


21.AA066423  
TORSION SPRING:  
GUIDE:FUSING EXI  
T

22.AA120149  
DISCHARGE BRUS  
H:PRESSURE ROL  
LER

25.AB012116  
GEAR:DRIVE:FUSI  
NG UNIT  
201604-02 X/O



5.07200025E  
RETAINING RING -  
M2.5



12.11050723  
CLAMPS:WES-050  
7

8.07200060E  
(x4)  
RETAINING RING -  
M6



7.07200040E  
(x2)  
RETAINING RING -  
M4



28.AB012099  
GEAR:ON-OFF:PR  
ESSURE ROLLER



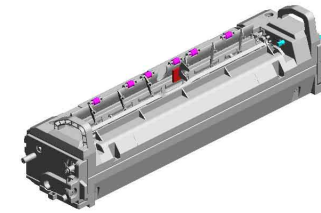
32.AE030074  
(x2)  
BALL BEARING:DIA  
17XDIA26X5



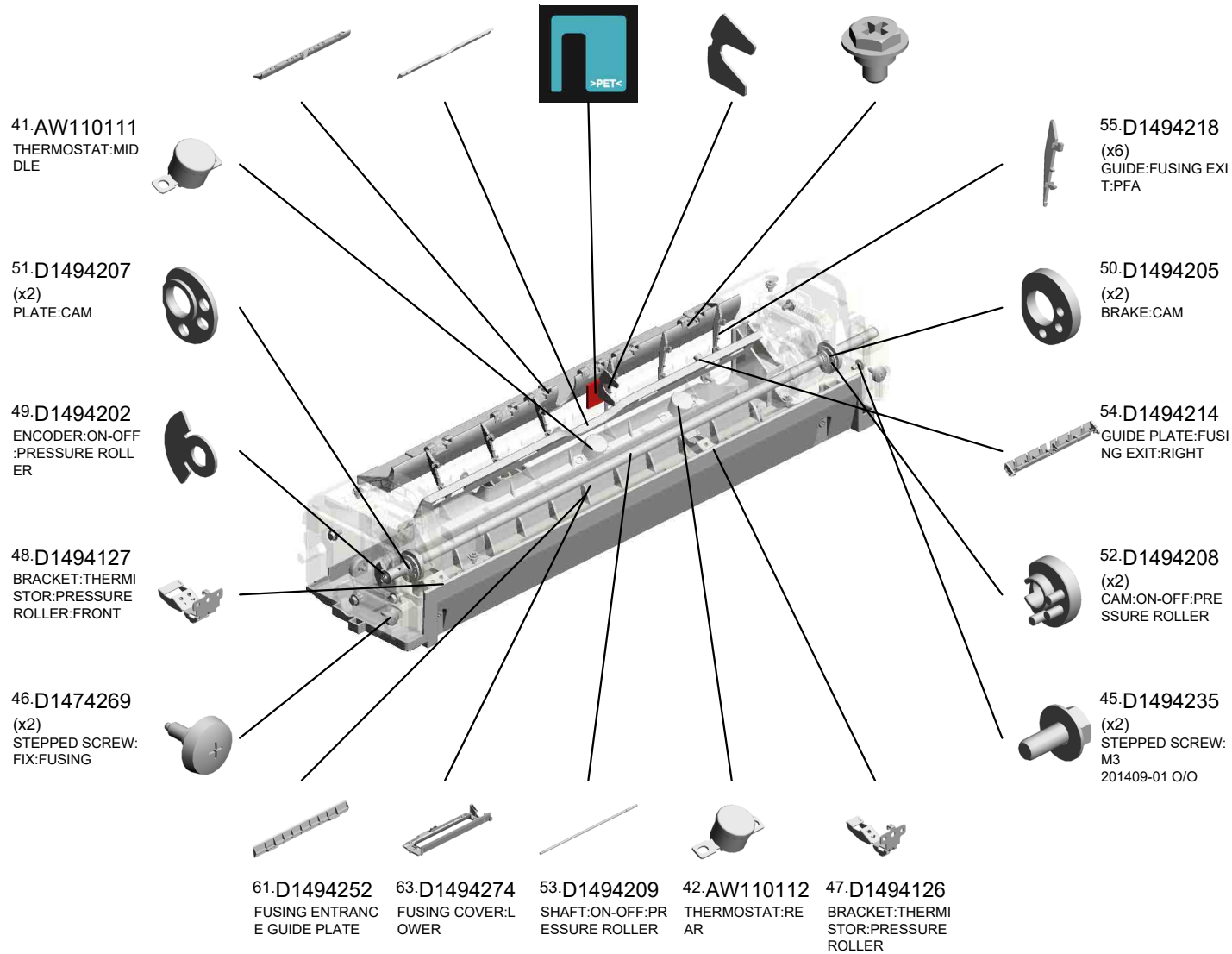


U011\_S005  
(-TWN):FUSING UNIT:SERVICE

- 58.D1494234 GUIDE PLATE:FUSING EXIT:LEFT
- 57.D1494229 STRIPPER PLATE:PRESSURE ROLLER
- 60.D1494246 DECAL:GUIDE PLATE:FUSING EXIT
- 59.D1494245 SHEET:C:GUIDE PLATE:FUSING EXIT
- 45.D1441085 (x17) STEPPED SCREW:M3




104.D1504063  
[A]  
(-TWN):FUSING UNIT:SERVICE  
201804-03 O/O



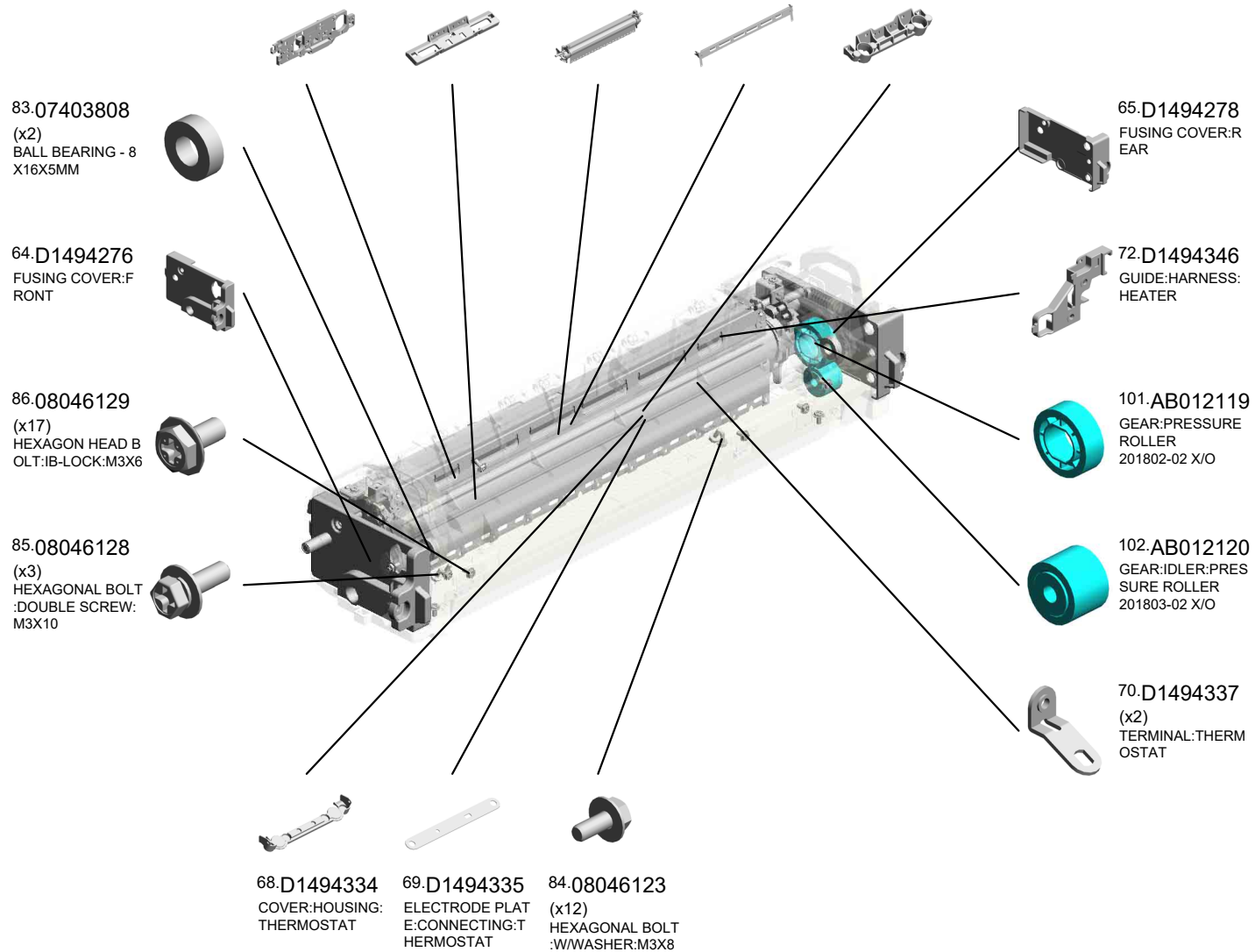
U001	U002	U003	U004	U005	U006	U007	U008	U009	U010	U011	U012	U013	U014	U015	U016	U017	U018
------	------	------	------	------	------	------	------	------	------	------	------	------	------	------	------	------	------

U011\_S005  
(-TWN):FUSING UNIT:SERVICE

- 66.D1494319 GUIDE:HARNES: DRAWER
- 71.D1494342 HOUSING:NON-CO NTACT TYPE THE RMISTOR
- 97.D1504037** (-TWN):SLEEVE:FU SING:CDE:SERVIC E
- 100.D2414221 STRIPPER PLATE: FUSING EXIT:ASS' Y 201711-02 O/O
- 67.D1494332 HOUSING:THERM OSTAT



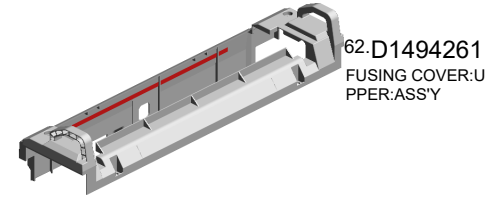
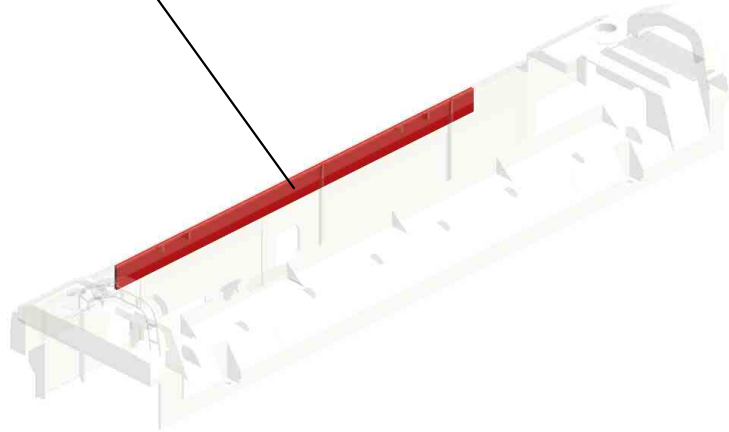
- 104.D1504063 [A] (-TWN):FUSING UN IT:SERVICE 201804-03 O/O



U001	U002	U003	U004	U005	U006	U007	U008	U009	U010	U011	U012	U013	U014	U015	U016	U017	U018
------	------	------	------	------	------	------	------	------	------	------	------	------	------	------	------	------	------

U011\_S005\_S001  
FUSING COVER:UPPER:ASS'Y

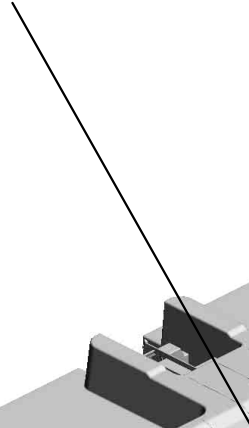
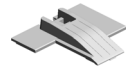
44.D1124264  
DECAL:WARNING (HIGH TEMPERATU  
RE):FUSING



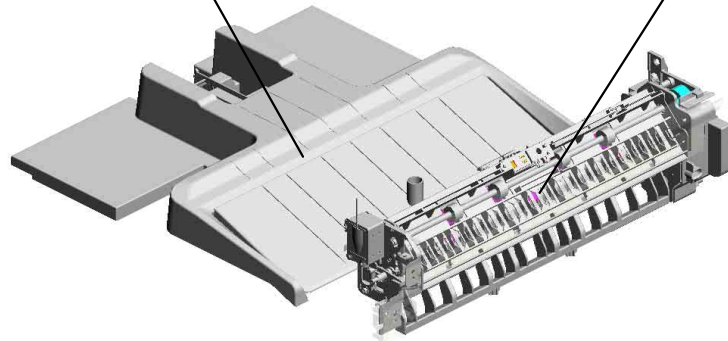
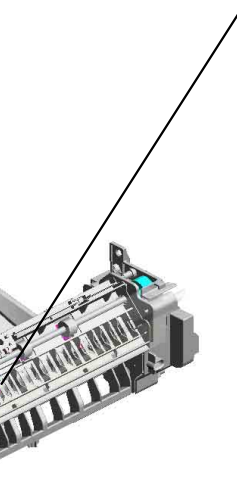
U001	U002	U003	U004	U005	U006	U007	U008	U009	U010	U011	U012	U013	U014	U015	U016	U017	U018
------	------	------	------	------	------	------	------	------	------	------	------	------	------	------	------	------	------

# U012.PAPER EXIT

U012 S002  
D1494495  
TRAY:EXIT:ASS'Y




U012 S001  
D1484401  
PAPER EXIT UNIT:ASS'Y



U001	U002	U003	U004	U005	U006	U007	U008	U009	U010	U011	U012	U013	U014	U015	U016	U017	U018
------	------	------	------	------	------	------	------	------	------	------	------	------	------	------	------	------	------

# U012\_S001.PAPER EXIT UNIT:ASS'Y

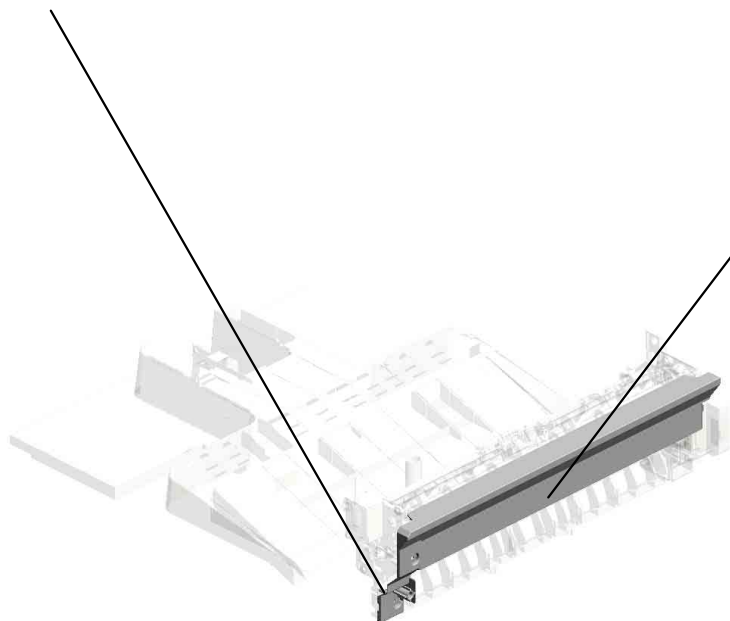

U012 S001 S001  
D1494424  
DC STEPPER MOTOR:REVE  
RSE:ASS'Y



U001	U002	U003	U004	U005	U006	U007	U008	U009	U010	U011	U012	U013	U014	U015	U016	U017	U018
------	------	------	------	------	------	------	------	------	------	------	------	------	------	------	------	------	------

U012  
PAPER EXIT

3-04583008N  
HEXAGON HEAD TAPPING SCREW:3  
X8



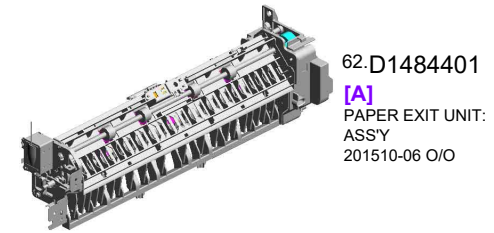
2-04543006Q (x 3)  
TAPPING SCREW - M3X6

54-D1494491  
INNER COVER:EXIT

U001	U002	U003	U004	U005	U006	U007	U008	U009	U010	U011	U012	U013	U014	U015	U016	U017	U018
------	------	------	------	------	------	------	------	------	------	------	------	------	------	------	------	------	------

U012\_S001  
PAPER EXIT UNIT:ASS'Y

- 12.AA082170 (x4) PLAIN SHAFT BEARING: DIA4XDIA8X5:EG-1
- 7.11050758 (x5) CLAMP:LWSM-0306A
- 15.AF040575 (x3) DRIVEN ROLLER
- 20.D0394912 DISCHARGE BRUSH: H:REVERSE
- 18.D0094407 FEELER - OVERFLOW



1.03530030N  
(x2)  
SCREW:M3X3

6.11050692  
(x2)  
CLAMP:LES-0503

13.AA082173  
(x2)  
PLAIN SHAFT BEARING: 6X10X6

23.D1444484  
(x3)  
SHOULDER SCREW - M3

19.D0094455  
CUSHION - DC SOLENOID

24.D1484441  
GUIDE PLATE:EXIT:UPPER  
201411-01 X/O

4.04583010N  
HEXAGON HEAD TAPPING SCREW:3X10

14.AF040571  
(x9)  
GUIDE ROLLER

22.D0394927  
(x2)  
COMPRESSION SPRING:PRESSURE:REVERSE:DRIVEN

21.D0394925  
(x4)  
ROLLER:REVERSE:DRIVEN

26.D1494421  
GEAR:EXIT ROLLER

2.04543006Q  
(x15)  
TAPPING SCREW - M3X6

27.D1494422  
GEAR:REVERSE ROLLER

5.07200030E  
(x4)  
RETAINING RING - M3

17.D1494459  
(x4)  
SHAFT:DRIVEN:EXIT ROLLER  
201406-09 X/O

8.11050759  
CLAMP:LWSM-0605A

60.08050103  
(x2)  
RETAINING RINGS -E:SILENCER:DIA3

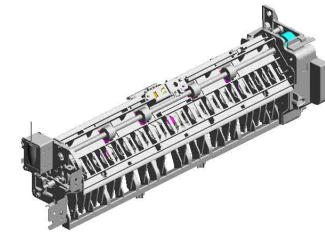
61.08050104  
(x2)  
RETAINING RINGS -E:SILENCER:DIA4

2.04543006Q (x 1) TAPPING SCREW - M3X6  
3.04583008N (x 6) HEXAGON HEAD TAPPING SCREW:3X8  
4.04583010N (x 3) HEXAGON HEAD TAPPING SCREW:3X10

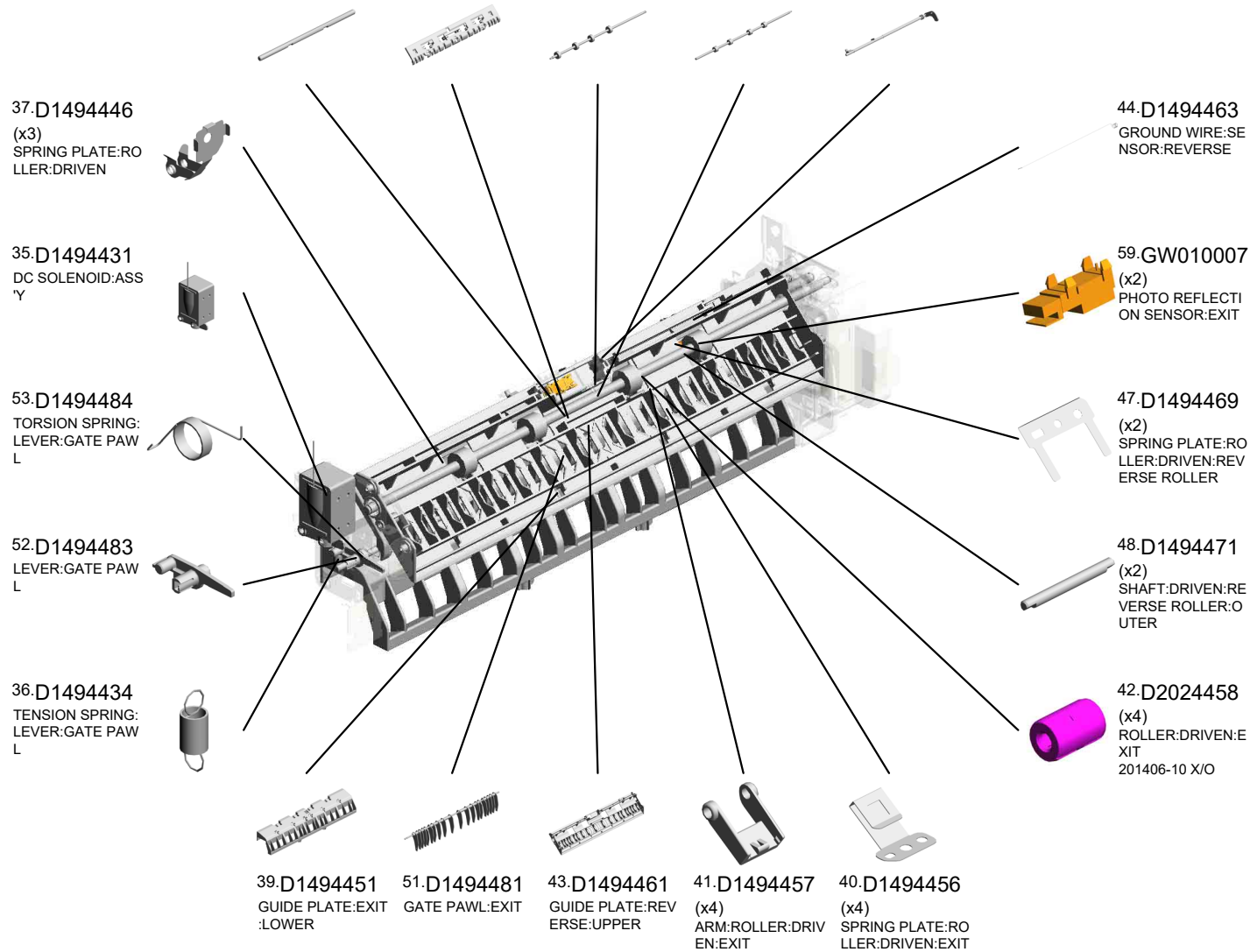
U001	U002	U003	U004	U005	U006	U007	U008	U009	U010	U011	U012	U013	U014	U015	U016	U017	U018
------	------	------	------	------	------	------	------	------	------	------	------	------	------	------	------	------	------

U012\_S001  
PAPER EXIT UNIT:ASS'Y

46.D1494468 SHAFT:DRIVEN:REVERSE ROLLER  
 45.D1494466 GUIDE PLATE:REVERSE:LOWER  
 49.D1494476 EXIT ROLLER  
 50.D1494477 REVERSE ROLLER  
 38.D1494448 SHAFT:FEELER:OVERFLOW



62.D1484401  
 [A]  
 PAPER EXIT UNIT:  
 ASS'Y  
 201510-06 O/O

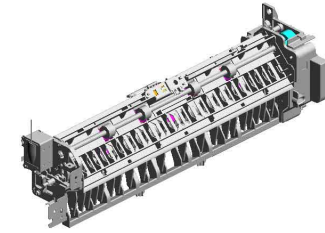
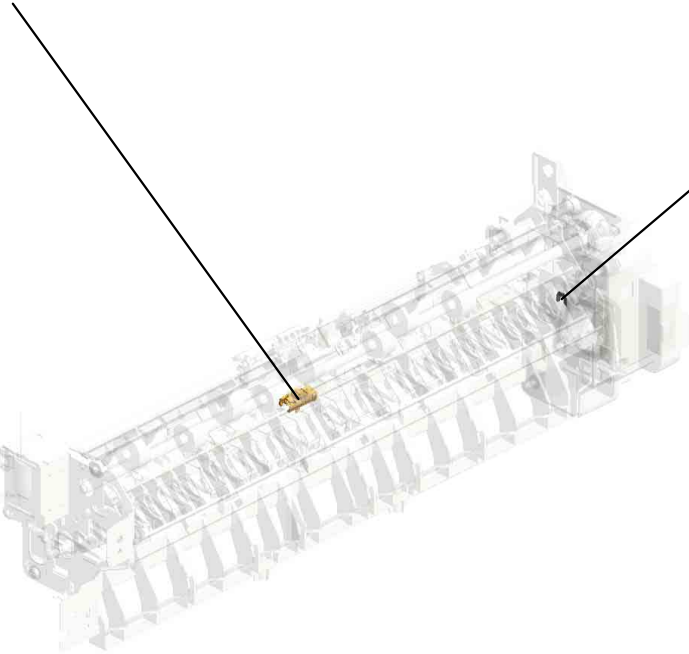


U001	U002	U003	U004	U005	U006	U007	U008	U009	U010	U011	U012	U013	U014	U015	U016	U017	U018
------	------	------	------	------	------	------	------	------	------	------	------	------	------	------	------	------	------



U012\_S001  
PAPER EXIT UNIT:ASS'Y

63.AW020234  
PHOTOINTERRUP  
TOR:GP1A173LCS  
5F  
201903-01 O/O



62.D1484401  
[A]  
PAPER EXIT UNIT:  
ASS'Y  
201510-06 O/O



60.08050103  
RETAINING RINGS  
-E:SILENCER:DIA3



B2134460  
[A]  
SHAFT:PRESSURE  
ROLLER  
201406-09 X/O



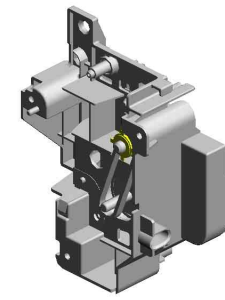
D1494458  
[A]  
ROLLER:DRIVEN:E  
XIT  
201406-10 X/O

U001	U002	U003	U004	U005	U006	U007	U008	U009	U010	U011	U012	U013	U014	U015	U016	U017	U018
------	------	------	------	------	------	------	------	------	------	------	------	------	------	------	------	------	------

U012\_S001\_S001  
DC STEPPER MOTOR:REVERSE:ASS'Y


7.11050758  
CLAMP:LWSM-030  
6A

32.D1494427  
STUD:PULLEY:BRACKET:DC STEPPER MOTOR



29.D1494424  
DC STEPPER MOTOR:REVERSE:ASS'Y

34.D1494429  
PULLEY:GEAR:REVERSE




33.D1494428  
GROUND PLATE:OPERATOR EXIT UNIT



31.D1494426  
BRACKET:DC STEPPER MOTOR:REVERSE



30.D1494425  
DC STEPPER MOTOR:REVERSE:SUB-ASS'Y



2.04543006Q(x 4)  
TAPPING SCREW - M3X6

28.D6842163  
SYNCHRONOUS BELT:40S2M122  
202008-02 O/O



11.A2324666  
CUSHION - STEPPER MOTOR

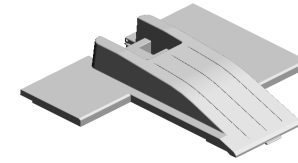


U001	U002	U003	U004	U005	U006	U007	U008	U009	U010	U011	U012	U013	U014	U015	U016	U017	U018
------	------	------	------	------	------	------	------	------	------	------	------	------	------	------	------	------	------

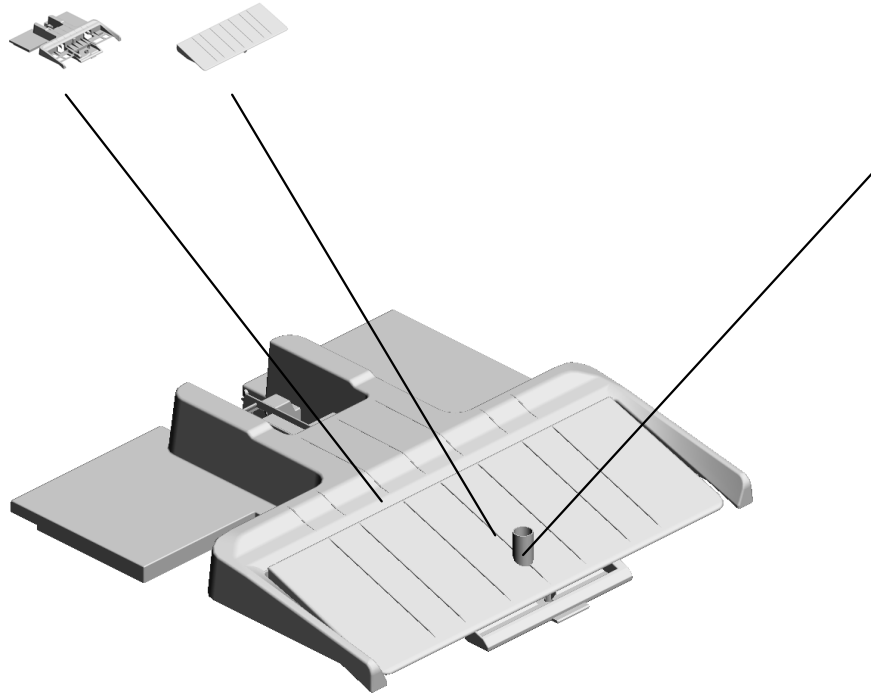
U012\_S002  
TRAY:EXIT:ASS'Y

58.D1494498  
TRAY:EXIT

56.D1494494  
BASE:TRAY:EXIT



57.D1494495  
TRAY:EXIT:ASS'Y

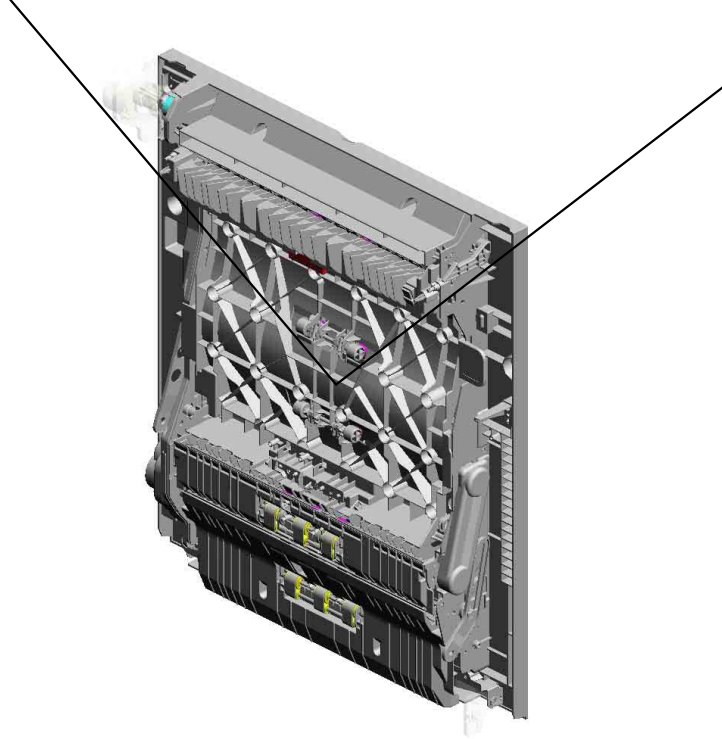


55.D1494493  
COMPRESSION SP  
RING:BASE:TRAY:  
EXIT

U001	U002	U003	U004	U005	U006	U007	U008	U009	U010	U011	U012	U013	U014	U015	U016	U017	U018
------	------	------	------	------	------	------	------	------	------	------	------	------	------	------	------	------	------

# U013.DUPLEX

U013 S001  
D1484515  
(C4503/C5503):DUPLEX UNIT  
:ASS'Y



U013 S002  
D1504533  
(C6003):DUPLEX UNIT:ASS'Y

U001	U002	U003	U004	U005	U006	U007	U008	U009	U010	U011	U012	U013	U014	U015	U016	U017	U018
------	------	------	------	------	------	------	------	------	------	------	------	------	------	------	------	------	------

# U013\_S001.(C4503/C5503):DUPLEX UNIT:ASS'Y

U013 S001 S003  
D1484831  
(C4503/C5503):MANUAL FEE  
D TABLE:EXP:ASSY

U013 S001 S001  
D1482670  
(C4503/C5503):GUIDE PLATE  
:VERTICAL TRANSPORT:NO.  
1:DRIVEN:ASS'Y

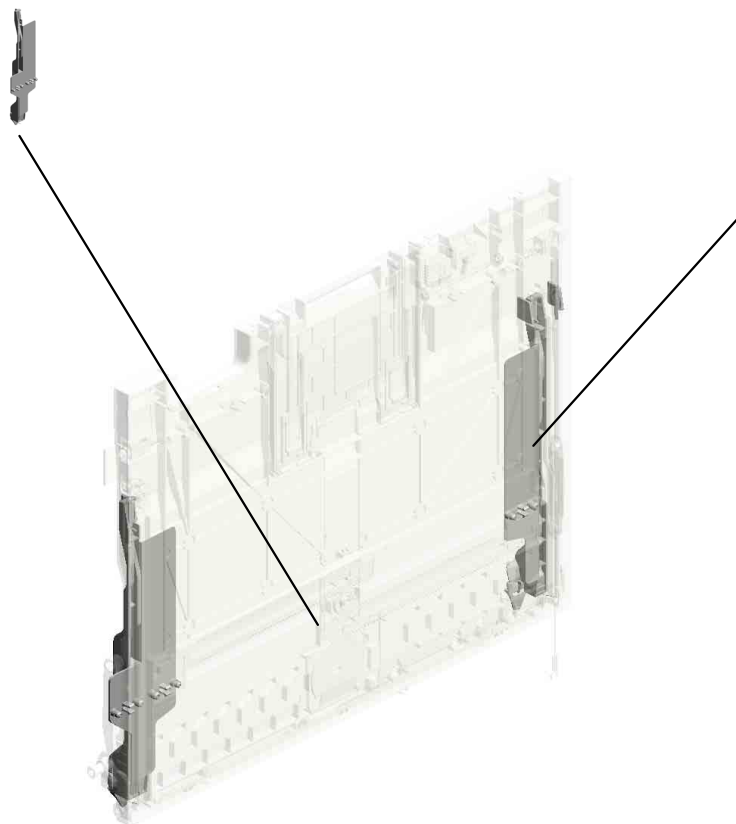
U013 S001 S004  
D1484821  
(C4503/C5503):MANUAL FEE  
D UNIT:ASS'Y

U013 S001 S002  
D1482685  
GUIDE PLATE:VERTICAL TR  
ANSPORT:NO.2:DRIVEN:ASS  
Y

U001	U002	U003	U004	U005	U006	U007	U008	U009	U010	U011	U012	U013	U014	U015	U016	U017	U018
------	------	------	------	------	------	------	------	------	------	------	------	------	------	------	------	------	------

# U013\_S001\_S003.(C4503/C5503):MANUAL FEED TABLE:EXP:ASS'Y

U013 S001 S003 S001  
D1494835  
SIDE FENCE:FRONT:ASS'Y




U013 S001 S003 S002  
D1494778  
(C4503/C5503):SIDE FENCE:  
REAR:ASS'Y

U001	U002	U003	U004	U005	U006	U007	U008	U009	U010	U011	U012	U013	U014	U015	U016	U017	U018
------	------	------	------	------	------	------	------	------	------	------	------	------	------	------	------	------	------

# U013\_S001\_S004.(C4503/C5503):MANUAL FEED UNIT:ASS'Y

U013 S001 S004 S001  
D0BQ2608  
SHAFT:SEPARATOR:DRIVEN  
:ASS'Y



U001	U002	U003	U004	U005	U006	U007	U008	U009	U010	U011	U012	U013	U014	U015	U016	U017	U018
------	------	------	------	------	------	------	------	------	------	------	------	------	------	------	------	------	------

# U013\_S002.(C6003):DUPLEX UNIT:ASS'Y

U013 S002 S001  
D1504721  
(C6003):MANUAL FEED TABL  
E:METIS-C1E:EXP:ASSY

U013 S002 S004  
D1504742  
(C6003):GUIDE PLATE:VERTI  
CAL TRANSPORT:DRIVEN:P  
APER THICK:ASSY

U013 S002 S002  
D1504822  
(C6003):MANUAL FEED UNIT  
:ASSY


U013 S002 S003  
D1482685  
GUIDE PLATE:VERTICAL TR  
ANSPORT:NO.2:DRIVEN:ASS  
Y

U001	U002	U003	U004	U005	U006	U007	U008	U009	U010	U011	U012	U013	U014	U015	U016	U017	U018
------	------	------	------	------	------	------	------	------	------	------	------	------	------	------	------	------	------



# U013\_S002\_S004.(C6003):GUIDE PLATE:VERTICAL TRANSPORT:DRIVEN:PAPER THICK

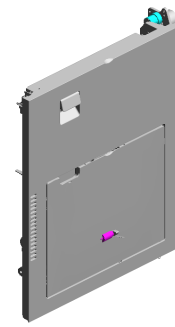
U013 S002 S004 S001  
D1504743  
(C6003):GUIDE PLATE:VERTI  
CAL TRANSPORT:DRIVEN:P  
APER THICK:ASS'Y



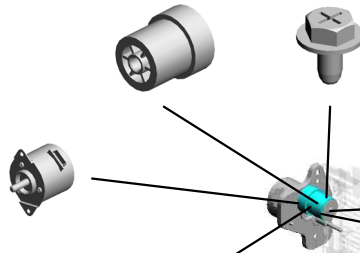
U001	U002	U003	U004	U005	U006	U007	U008	U009	U010	U011	U012	U013	U014	U015	U016	U017	U018
------	------	------	------	------	------	------	------	------	------	------	------	------	------	------	------	------	------

# U013 DUPLEX

177.D1494754 4.04543006Q  
 (x2) (x8)  
 GEAR:OUTPUT:DU TAPPING SCREW -  
 PLEX:ENTRANCE M3X6



45.AX060435  
 (x2)  
 DC MOTOR:GEAR:  
 10W:BRUSHLESS



176.D1484750  
 (x2)  
 BRACKET:MOTOR:  
 DUPLEX:PEEN  
 201507-02 O/O



11.07200040E  
 (x2)  
 RETAINING RING -  
 M4



17.52152621  
 SNAP RING - M6



18.54472681  
 (x4)  
 SNAP RING




250.AW500049  
 (x2)  
 PUSH SWITCH:SW  
 1AG-550  
 201811-01 O/O

2.03603006N(x 2)  
 SCREW - M3X6

6.04583008N(x 6)  
 HEXAGON HEAD TAPPING SCREW:3X  
 8



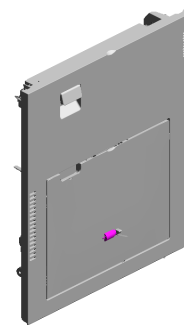
178.D1494755 17.52152621  
 (x2) SNAP RING - M6  
 BRACKET:HINGE:D  
 UPLEX:FRONT



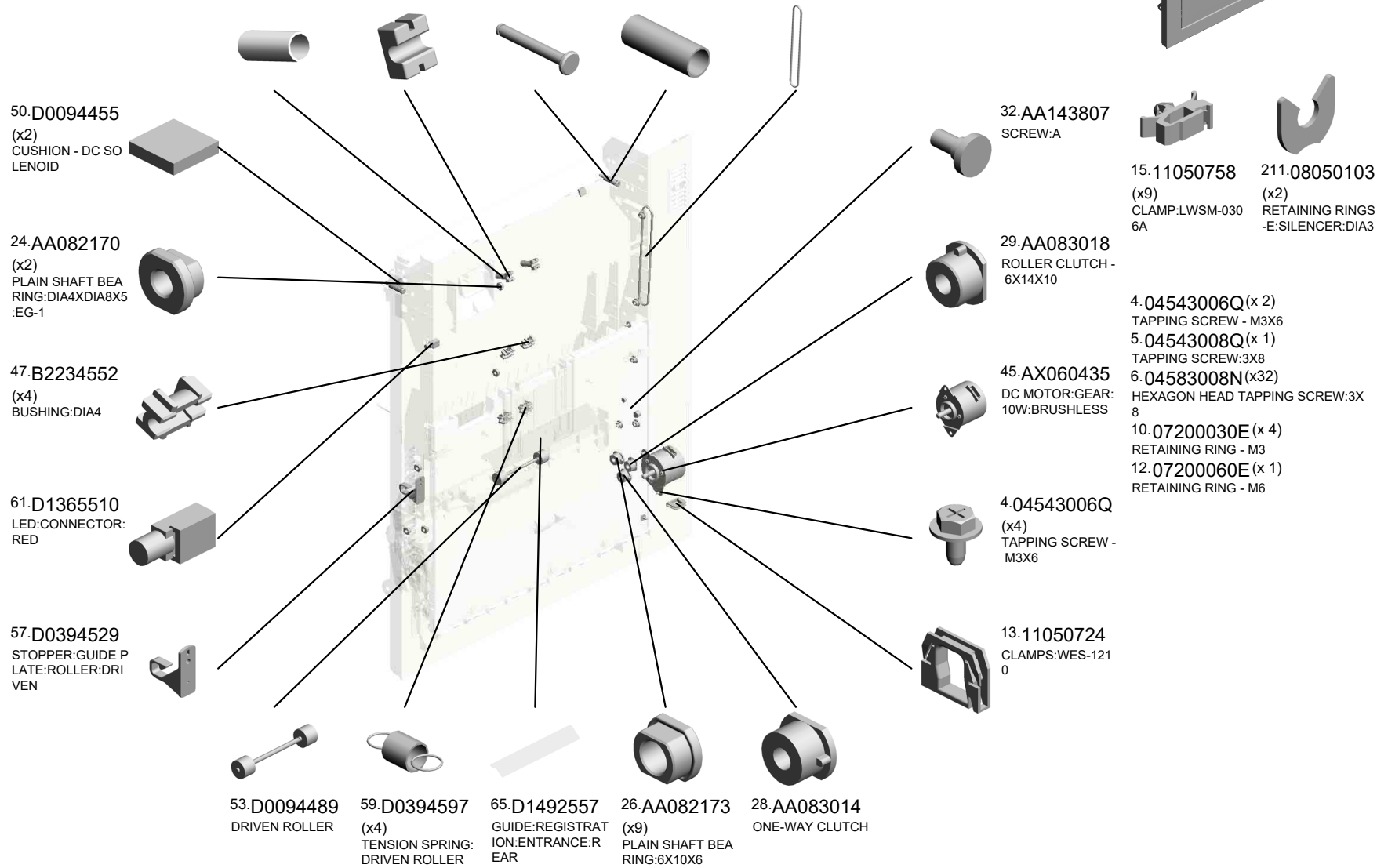
U001	U002	U003	U004	U005	U006	U007	U008	U009	U010	U011	U012	<b>U013</b>	U014	U015	U016	U017	U018
------	------	------	------	------	------	------	------	------	------	------	------	-------------	------	------	------	------	------

U013\_S001  
(C4503/C5503):DUPLX UNIT:ASS'Y

- 52.D0094487 (x2) COMPRESSION SPRING - GATE
- 51.D0094485 (x2) BUSHING - GATE
- 58.D2024692 (x2) SHAFT:PRESSURE :GUIDE PLATE:UP PER 201507-07 O/O
- 56.D0394525 (x2) COMPRESSION SPRING:SHAFT:GUIDE PLATE:EXIT
- 21.D0BQ4648 SYNCHRONOUS BELT:30S2M300 202202-102 O/O



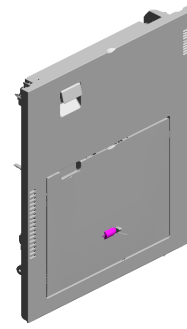
246.D1484515  
[A]  
(C4503/C5503):DUPLX UNIT:ASS'Y  
201809-06 O/O



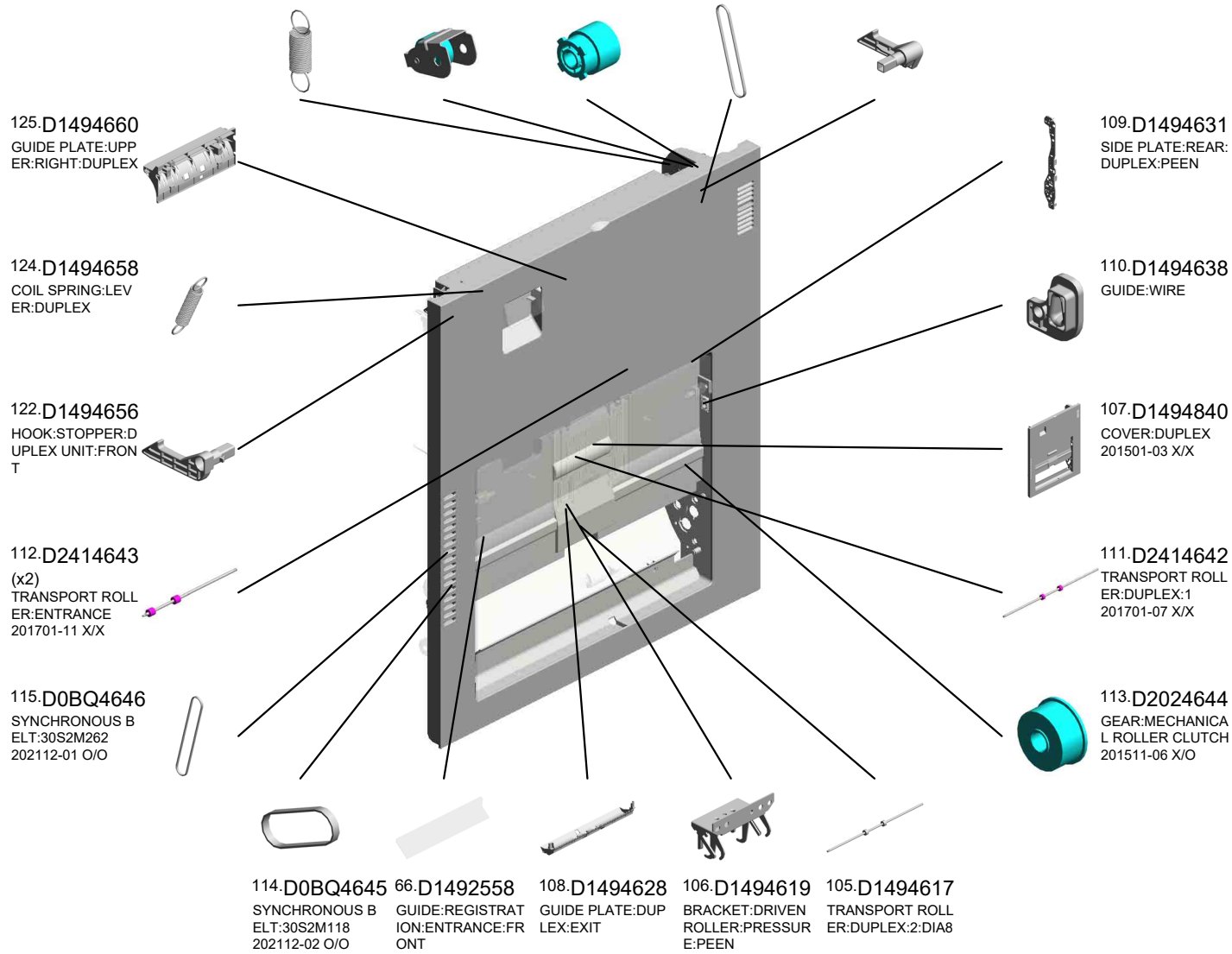
U001	U002	U003	U004	U005	U006	U007	U008	U009	U010	U011	U012	U013	U014	U015	U016	U017	U018
------	------	------	------	------	------	------	------	------	------	------	------	------	------	------	------	------	------

U013\_S001  
(C4503/C5503):DUPLX UNIT:ASS'Y

119.D1494653 TENSION SPRING: SWIVEL  
 117.D1494648 BRACKET:SWIVEL  
 118.D1494652 GEAR:PULLEY:SWIVEL  
 116.D1494647 SYNCHRONOUS BELT:30S2M212  
 123.D1494657 HOOK:STOPPER:DUPLX UNIT:REAR

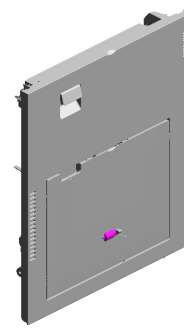


246.D1484515  
 [A]  
 (C4503/C5503):DUPLX UNIT:ASS'Y  
 201809-06 O/O



U001	U002	U003	U004	U005	U006	U007	U008	U009	U010	U011	U012	U013	U014	U015	U016	U017	U018
------	------	------	------	------	------	------	------	------	------	------	------	------	------	------	------	------	------

U013\_S001  
(C4503/C5503):DUPLX UNIT:ASS'Y



246.D1484515  
[A]  
(C4503/C5503):DU  
PLEX UNIT:ASS'Y  
201809-06 O/O

127.D1494663 COVER:LED  
126.D1494662 DIFFUSION PLATE:  
LED  
134.D1494679 GUIDE PLATE:UPP  
ER  
128.D1494664 GROUND WIRE:EN  
TRANCE SENSOR:  
DUPLX  
130.D1494672 (x4)  
COMPRESSION SP  
RING:DRIVEN

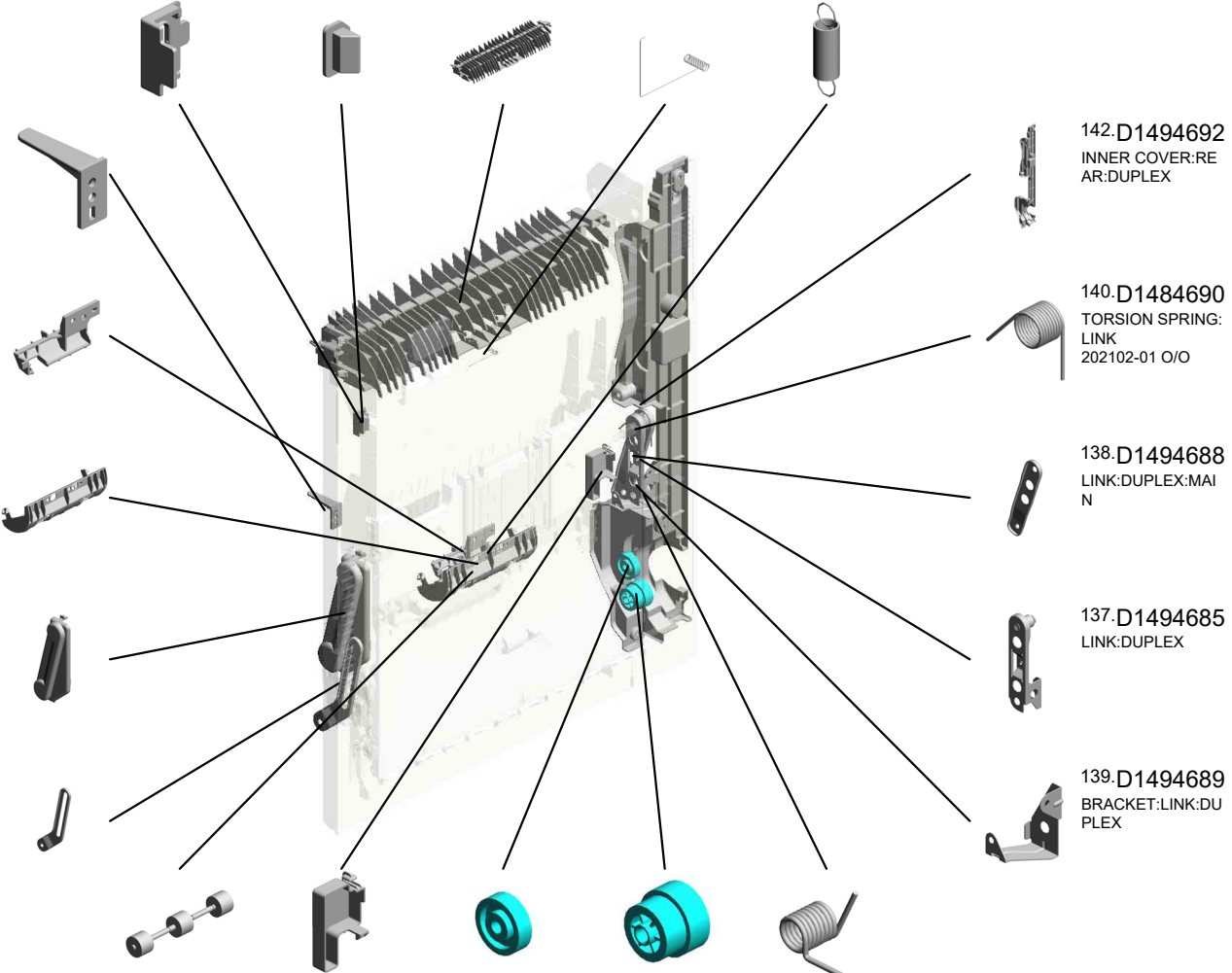
144.D1494850  
ARM:PUSH SWITC  
H  
201405-03 X/O

146.D1494699  
COVER:SENSOR:E  
XIT

132.D1494674  
COVER:GUIDE PLA  
TE:DRIVEN

143.D1494693  
INNER COVER:FR  
ONT:DUPLX

145.D1494695  
LINK:FRONT



142.D1494692  
INNER COVER:RE  
AR:DUPLX

140.D1484690  
TORSION SPRING:  
LINK  
202102-01 O/O

138.D1494688  
LINK:DUPLX:MAI  
N

137.D1494685  
LINK:DUPLX

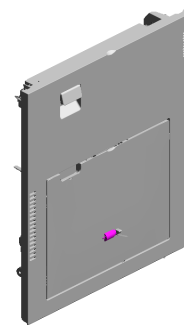
139.D1494689  
BRACKET:LINK:DU  
PLEX

129.D2024682 DRIVEN ROLLER:D  
IA16  
201608-02 O/O  
133.D1494675 COVER:PUSH SWI  
TCH  
147.D2024717 GEAR:FEED:MANU  
AL FEED:DRIVE  
201511-07 X/O  
136.D1494684 GEAR:OUTPUT  
141.D2024726 TORSION SPRING:  
LINK:CONTACT PO  
INT  
202009-01 O/O

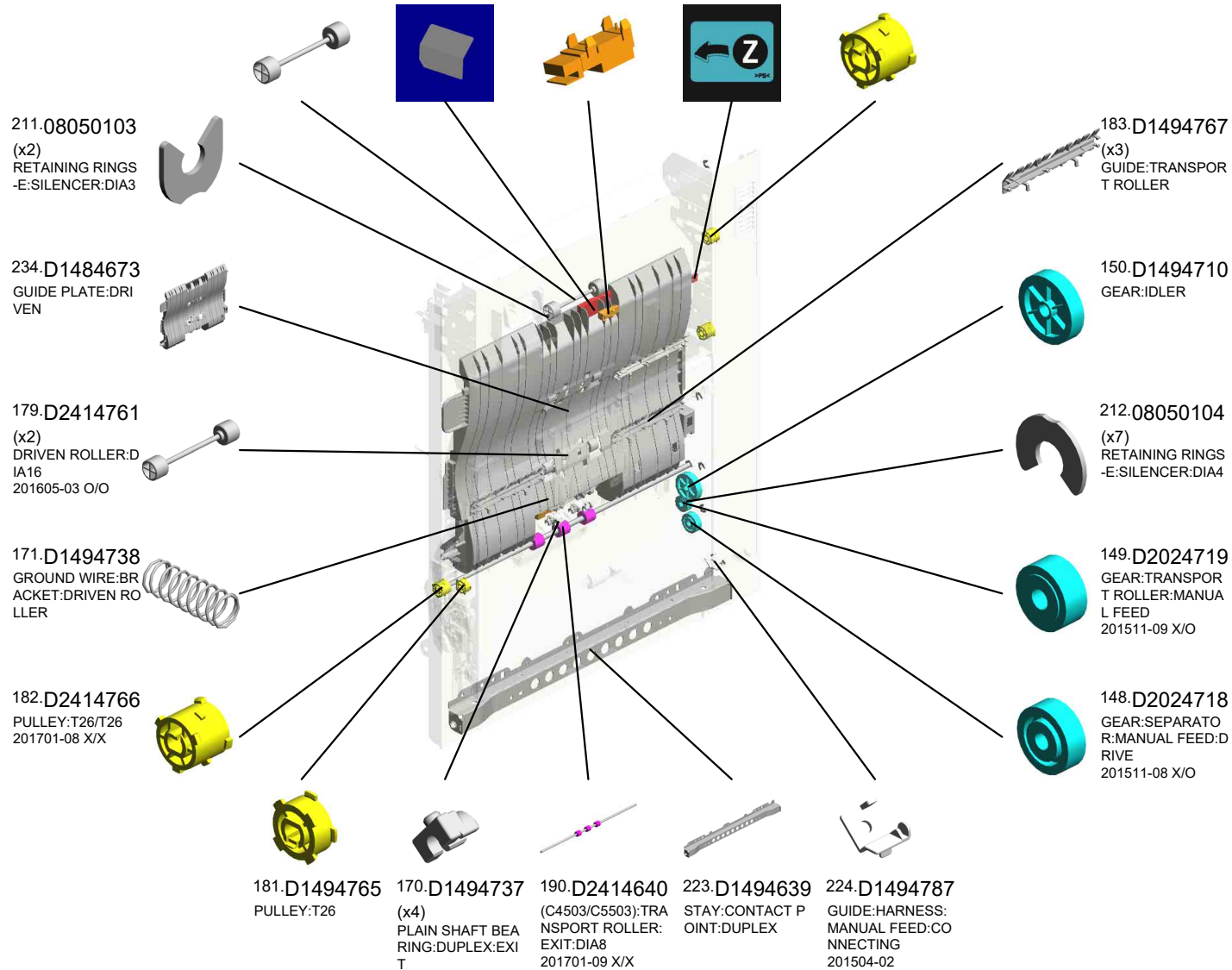
U001	U002	U003	U004	U005	U006	U007	U008	U009	U010	U011	U012	U013	U014	U015	U016	U017	U018
------	------	------	------	------	------	------	------	------	------	------	------	------	------	------	------	------	------

U013\_S001  
(C4503/C5503):DUPLX UNIT:ASS'Y

- 180.D2414762 DRIVEN ROLLER: DIA18  
201605-04 O/O
- 184.D1494768 SHEET:GUIDE PLATE:DRIVEN
- 208.GW010007 (x2) PHOTO REFLECTI  
ON SENSOR:EXIT
- 153.D1494715 DECAL:GRIP:Z
- 182.D2414766 (x2) PULLEY:T26/T26  
201701-12 X/X



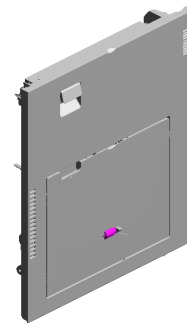
246.D1484515  
[A]  
(C4503/C5503):DU  
PLEX UNIT:ASS'Y  
201809-06 O/O



U001	U002	U003	U004	U005	U006	U007	U008	U009	U010	U011	U012	U013	U014	U015	U016	U017	U018
------	------	------	------	------	------	------	------	------	------	------	------	------	------	------	------	------	------

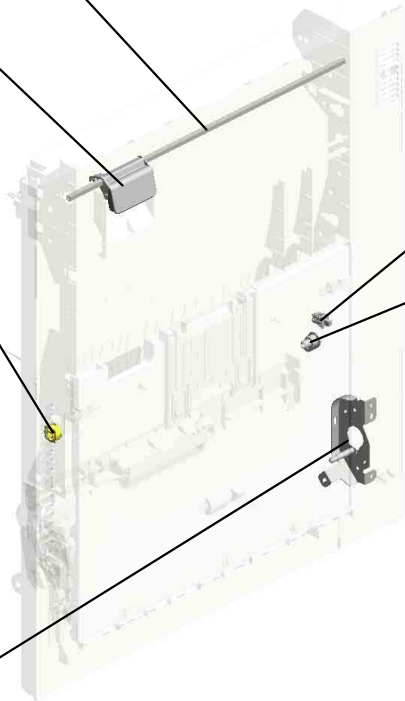
U013\_S001  
(C4503/C5503):DUPLX UNIT:ASS'Y

257.D2894655 256.D0BQ4654  
GRIP:DUPLX UNI SHAFT:LEVER:LOC  
T K  
201904-09 X/X 201904-10 X/X



246.D1484515  
[A]  
(C4503/C5503):DU  
PLEX UNIT:ASS'Y  
201809-06 O/O

238.D2414765  
PULLEY:T26



250.AW500049  
PUSH SWITCH:SW  
1AG-550  
201811-01 O/O



237.D1494677  
STAY:CONTACT P  
OINT:GUIDE PLAT  
E:DRIVEN



242.D2414681  
BRACKET:MOTOR:  
PEEN  
201801-02 O/O

D1484513  
[A]  
(C4503/C5503):DU  
PLEX UNIT:ASS'Y  
201809-06 O/O

U001	U002	U003	U004	U005	U006	U007	U008	U009	U010	U011	U012	U013	U014	U015	U016	U017	U018
------	------	------	------	------	------	------	------	------	------	------	------	------	------	------	------	------	------


U013\_S001\_S001

(C4503/C5503):GUIDE PLATE:VERTICAL TRANSPORT:NO.1:DRIVEN:ASS'Y

94.D2412678  
SHAFT:FLAT CONVEYER BELT:DRIVEN  
201605-13 X/X

64.D2412676  
HOLDER:DRIVEN:BELT  
201605-12 X/X

63.D1482672  
(C4503/C5503):GUIDE PLATE:VERTICAL TRANSPORT:NO.1:DRIVEN

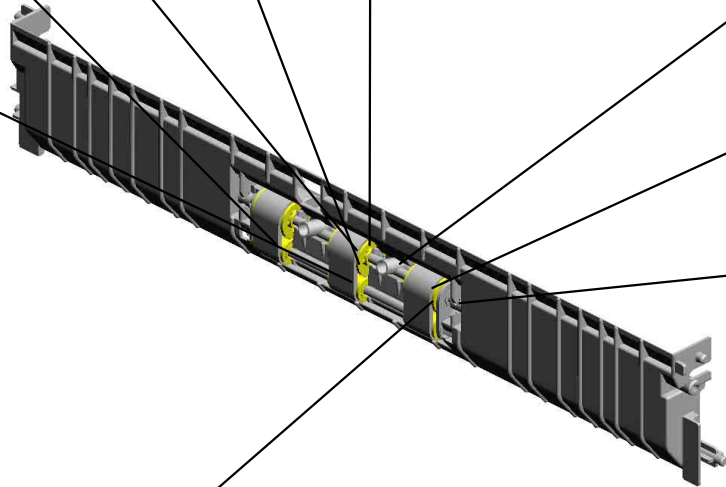


213.D1482670  
(C4503/C5503):GUIDE PLATE:VERTICAL TRANSPORT:NO.1:DRIVEN:ASS'Y

49.D0092574  
(x3)  
PULLEY - IDLER




55.D0392993  
SHAFT:TRANSPORT BELT:PULLEY




6.04583008N(x 2)  
HEXAGON HEAD TAPPING SCREW:3X8

188.D1494777  
(x2)  
COMPRESSION SPRING:FLAT CONVEYER BELT:DRIVEN



48.D0092573  
(x3)  
PULLEY - VERTICAL TRANSPORT



62.D1444489  
(x2)  
STOPPER:DRIVEN ROLLER



54.D0292677  
(x3)  
TRANSPORT BELT:DRIVEN:VERTICAL TRANSPORT



U001	U002	U003	U004	U005	U006	U007	U008	U009	U010	U011	U012	U013	U014	U015	U016	U017	U018
------	------	------	------	------	------	------	------	------	------	------	------	------	------	------	------	------	------



GUIDE PLATE:VERTICAL TRANSPORT:NO.2:DRIVEN:ASS'Y

188.D1494777 (x2) COMPRESSION SPRING:FLAT CONVEYER BELT:DRIVEN  
 236.D1482684 GUIDE PLATE:VERTICAL TRANSPORT:NO.2:DRIVEN 201607-02 O/O  
 94.D2412678 SHAFT:FLAT CONVEYER BELT:DRIVEN 201605-13 X/X

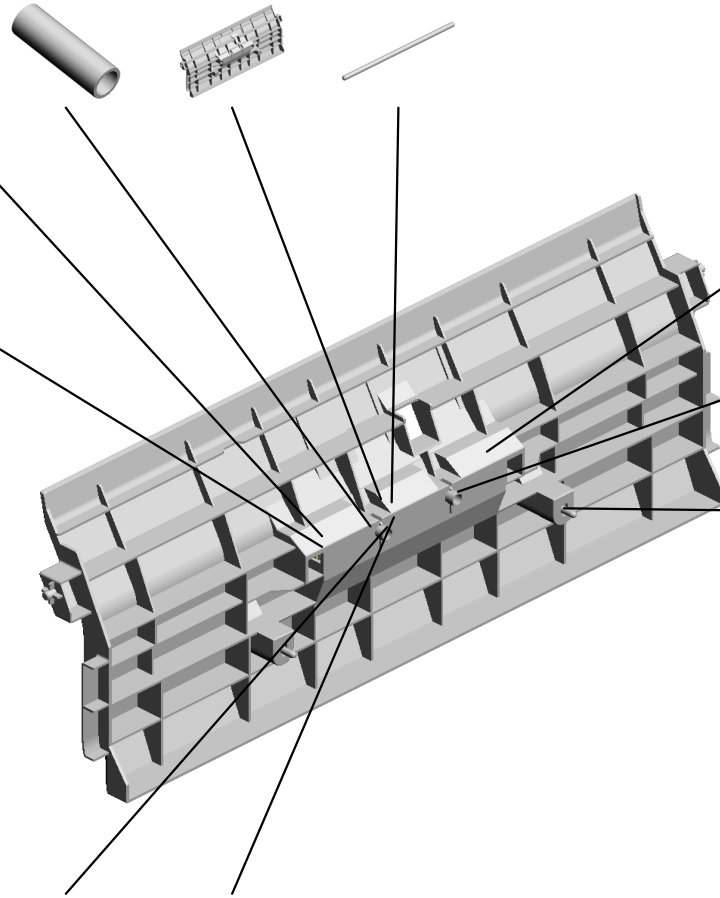


226.D1482685  
 [A] GUIDE PLATE:VERTICAL TRANSPORT:NO.2:DRIVEN:ASS'Y  
 201506-04 O/O

48.D0092573 (x3) PULLEY - VERTICAL TRANSPORT




54.D0292677 (x3) TRANSPORT BELT:DRIVEN:VERTICAL TRANSPORT



62.D1444489 (x2) STOPPER:DRIVEN ROLLER



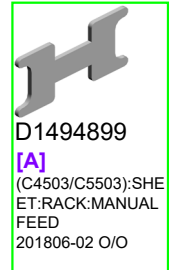
49.D0092574 (x3) PULLEY - IDLER



5.04543008Q (x2) TAPPING SCREW: 3X8

55.D0392993 SHAFT:TRANSPORT BELT:PULLEY

64.D2412676 HOLDER:DRIVEN:BELT 201605-12 X/X



D1494899  
 [A] (C4503/C5503):SHEET:RACK:MANUAL FEED  
 201806-02 O/O

U001	U002	U003	U004	U005	U006	U007	U008	U009	U010	U011	U012	U013	U014	U015	U016	U017	U018
------	------	------	------	------	------	------	------	------	------	------	------	------	------	------	------	------	------

U013\_S001\_S003  
(C4503/C5503):MANUAL FEED TABLE:EXP:ASS'Y


103.D2022641 EXTENSION TRAY:  
NO.2  
201602-02 X/X

8.04593008N (x6)  
BINDING HEAD TA  
PPING SCREW:3X  
8

174.D1494748 FEELER:PAPER SI  
ZE SENSOR:MANU  
AL FEED

169.D1494736 DECAL:PAPER SE  
T DIRECTION:MAN  
UAL FEED:EXP

99.D1492693 (x2)  
STOPPER:MANUA  
L FEED TABLE



227.D1484831  
(C4503/C5503):MA  
NUAL FEED TABLE  
:EXP:ASS'Y  
201506-03 O/O

102.D2022640  
EXTENSION TRAY:  
NO.1  
201602-03 X/X



152.D1494714  
DECAL:SCALE:MA  
NUAL FEED



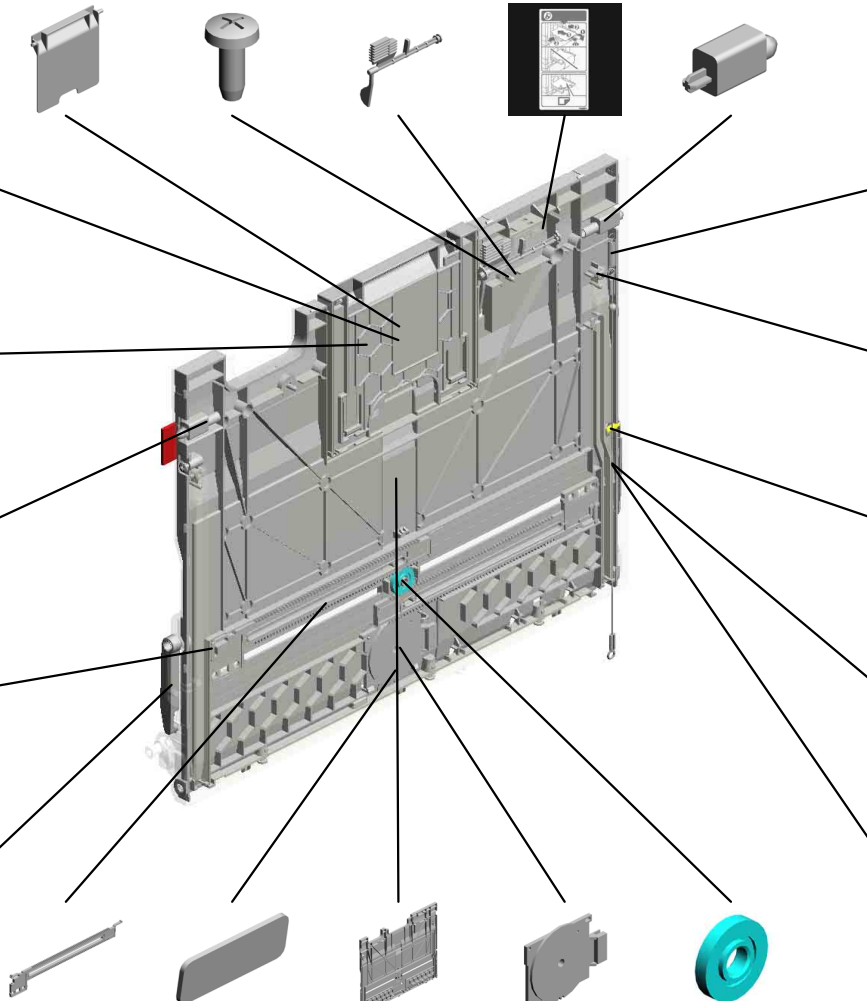
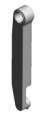
100.D1492694  
(x2)  
COMPRESSION SP  
RING:STOPPER:M  
ANUAL FEED TAB  
LE



166.D1494731  
(x2)  
(C4503/C5503):CO  
MPRESSION SPRI  
NG:RACK:MANUAL  
FEED



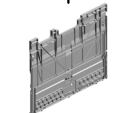
98.D1492692  
ARM:MANUAL FEE  
D:FRONT UPPER



90.D1492667  
(x2)  
(C4503/C5503):RA  
CK:MANUAL FEED



37.AF013016  
BOTTOM PLATE P  
AD



88.D1482663  
(C4503/C5503):MA  
NUAL FEED TABLE  
201507-04 X/O

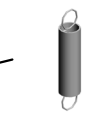


43.AW500039  
(C4503/C5503):RO  
TARY SWITCH:PA  
PER SIZE SENSOR  
:CW



89.D1492666  
(C4503/C5503):GE  
AR:SIDE FENCE:M  
ANUAL FEED TAB  
LE

97.D0BQ2688  
TENSION SPRING:  
WIRE  
202105-02 O/O



212.08050104  
(x4)  
RETAINING RINGS  
-E:SILENCER:DIA4



46.B2231099  
FLAT SCREW



96.D1492687  
PULLEY:WIRE:MA  
NUAL FEED TABLE



95.D1492686  
WIRE:MANUAL FE  
ED TABLE:TC075




101.D2022646  
ARM:MANUAL FEE  
D:REAR UPPER  
201601-01 O/O



U001	U002	U003	U004	U005	U006	U007	U008	U009	U010	U011	U012	U013	U014	U015	U016	U017	U018
------	------	------	------	------	------	------	------	------	------	------	------	------	------	------	------	------	------

U013\_S001\_S003  
 (C4503/C5503):MANUAL FEED TABLE:EXP:ASS'Y

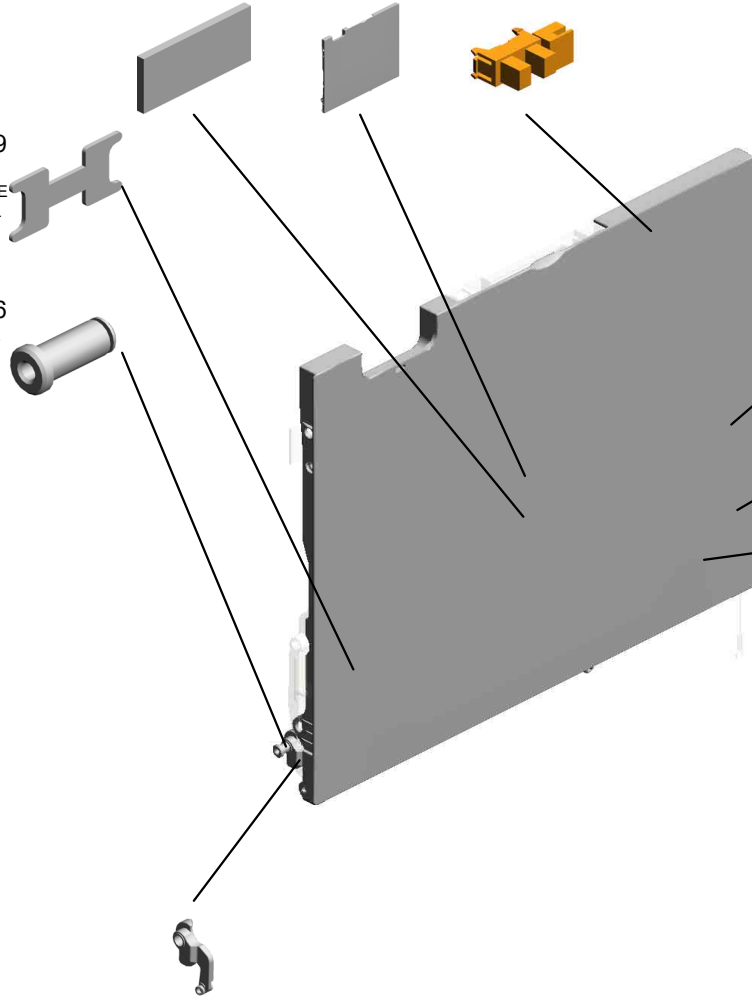
209.M0662743 187.D1484774 251.AW020234  
 FRICTION PAD:MA (C4503/C5503):CO PHOTOINTERRUP  
 NUAL FEED TABLE VER:MANUAL FEE TOR:GP1A173LCS  
 :18X7.5 D TABLE 5F  
 201511-01 O/O 201903-01 O/O



227.D1484831  
 (C4503/C5503):MA  
 NUAL FEED TABLE  
 :EXP:ASS'Y  
 201506-03 O/O

244.D2414899  
 (x2)  
 (C4503/C5503):SHE  
 ET:RACK:MANUAL  
 FEED  
 201806-02 O/O

241.D1494706  
 PIN:ARM:FRONT L  
 OWER



192.D1494786  
 (C4503/C5503):STA  
 Y:REAR:ASS'Y

212.08050104  
 RETAINING RINGS  
 -E:SILENCER:DJ44

197.D1494884  
 ARM:MANUAL FEE  
 D:REAR LOWER

196.D1494883  
 ARM:MANUAL FEE  
 D:FRONT LOWER

U001	U002	U003	U004	U005	U006	U007	U008	U009	U010	U011	U012	U013	U014	U015	U016	U017	U018
------	------	------	------	------	------	------	------	------	------	------	------	------	------	------	------	------	------

U013\_S001\_S003\_S001  
SIDE FENCE:FRONT:ASS'Y

156.D1494718 155.D1494717  
TORSION SPRING: PLATE:SIDE FENC  
SIDE FENCE:FRON E:FRONT  
T

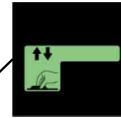


154.D1494835  
SIDE FENCE:FRON  
T:ASS'Y  
201410-04 X/O

160.D1494723  
VIBRATING PLATE:  
SIDE FENCE:FRON  
T



218.D1494851  
DECAL:SIDE FENC  
E:GRIP:MANUAL F  
EED  
201409-04



164.D1494727  
CAP:SIDE FENCE



161.D1494724  
TORSION SPRING:  
VIBRATING PLATE:  
FRONT



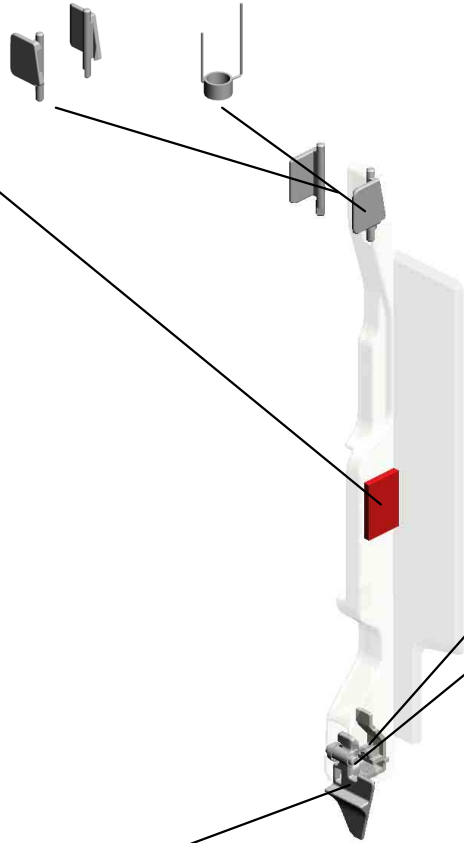
U001	U002	U003	U004	U005	U006	U007	U008	U009	U010	U011	U012	U013	U014	U015	U016	U017	U018
------	------	------	------	------	------	------	------	------	------	------	------	------	------	------	------	------	------

U013\_S001\_S003\_S002  
 (C4503/C5503):SIDE FENCE:REAR:ASS'Y

157.D1494720 158.D1494721  
 PLATE:SIDE FENC TORSION SPRING:  
 E:REAR SIDE FENCE:REAR

189.D1494778  
 (C4503/C5503):SID  
 E FENCE:REAR:AS  
 SY

151.D1494711  
 DECAL:SIDE FENC  
 E:MANUAL FEED



164.D1494727  
 CAP:SIDE FENCE



243.D1484726  
 TORSION SPRING:  
 VIBRATING PLATE:  
 REAR  
 201806-01 O/O



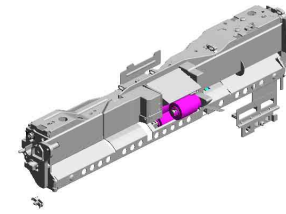
162.D1494725  
 VIBRATING PLATE:  
 SIDE FENCE:REAR



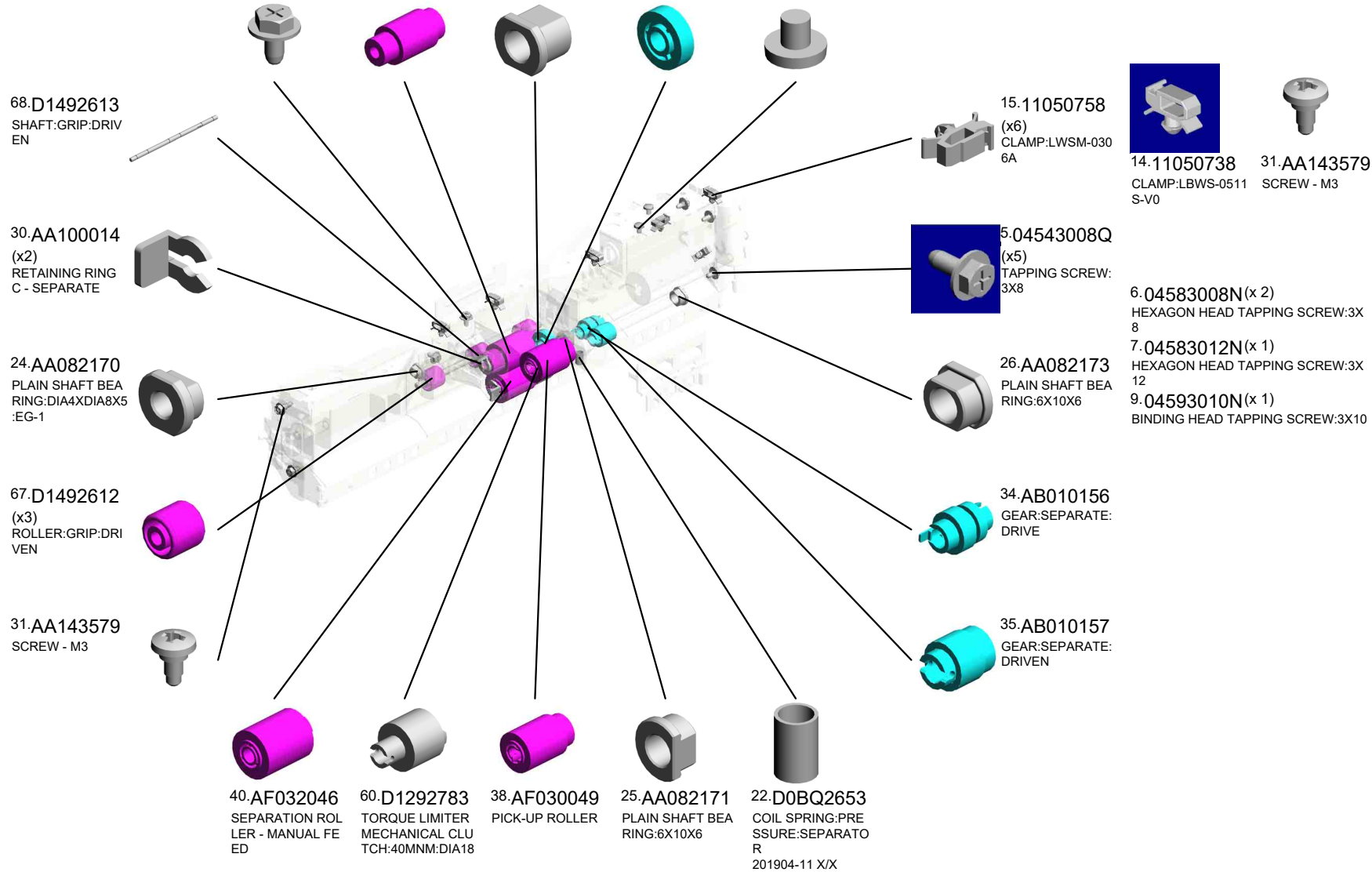
U001	U002	U003	U004	U005	U006	U007	U008	U009	U010	U011	U012	U013	U014	U015	U016	U017	U018
------	------	------	------	------	------	------	------	------	------	------	------	------	------	------	------	------	------

U013\_S001\_S004  
(C4503/C5503):MANUAL FEED UNIT:ASS'Y

- 4.04543006Q TAPPING SCREW - M3X6
- 39.AF031046 FEED ROLLER - MANUAL FEED
- 27.AA082187 BUSHING:DIA6XDI A10X9:EG-1
- 36.AB011252 GEAR - 20Z
- 1.03530030N (x2) SCREW:M3X3



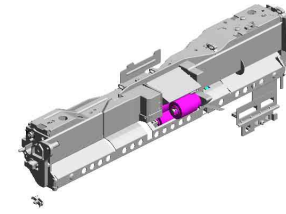
248.D1484821  
[A]  
(C4503/C5503):MANUAL FEED UNIT:ASS'Y  
201810-01 O/O



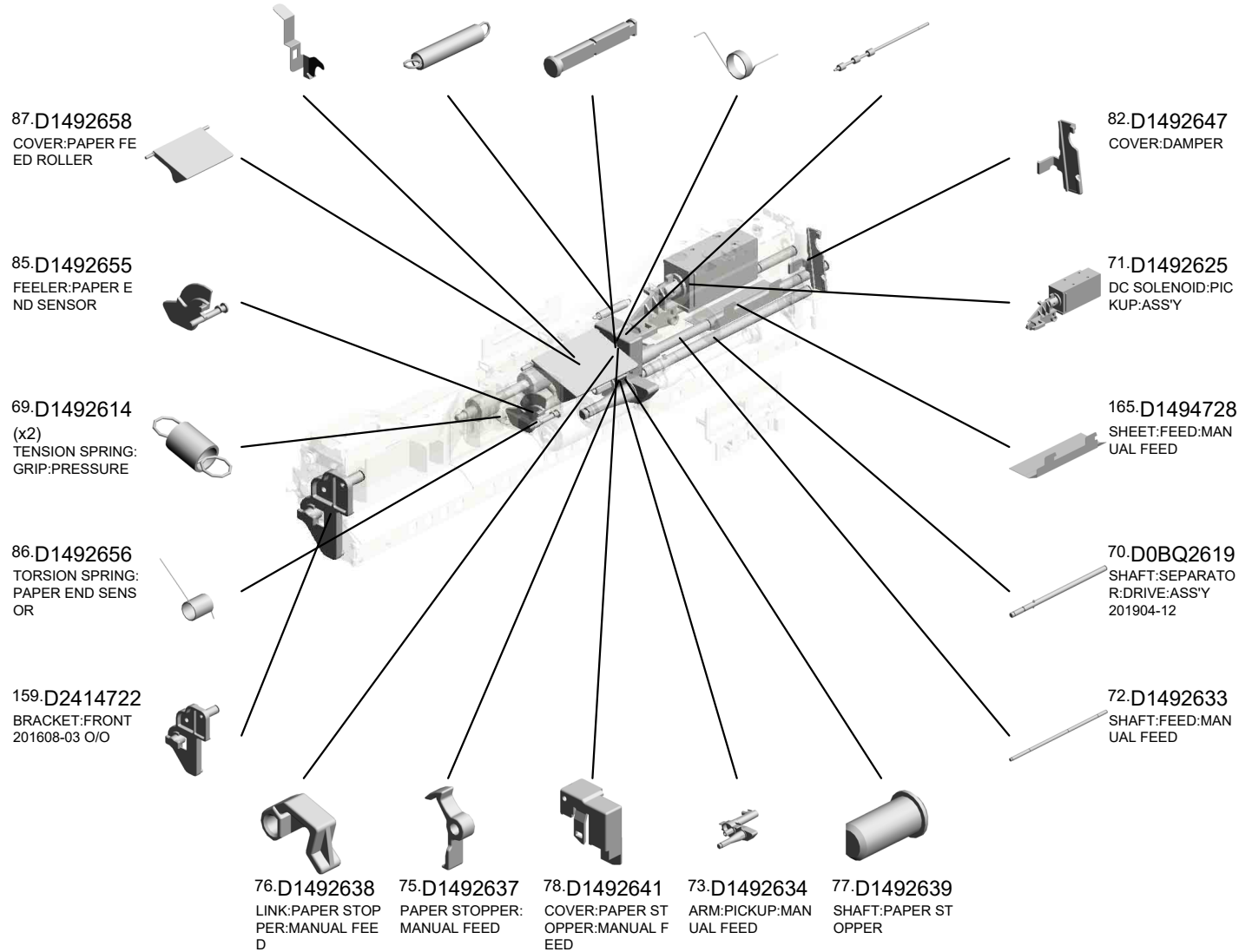
U001	U002	U003	U004	U005	U006	U007	U008	U009	U010	U011	U012	U013	U014	U015	U016	U017	U018
------	------	------	------	------	------	------	------	------	------	------	------	------	------	------	------	------	------

U013\_S001\_S004  
(C4503/C5503):MANUAL FEED UNIT:ASS'Y

- 84.D1492652 GROUND PLATE:SHAFT:FEED
- 81.D1492645 COIL SPRING:RELEASE:PICKUP:MANUAL FEED
- 79.D1492642 SHAFT:LINK:PAPER STOPPER
- 80.D1492644 TORSION SPRING:LINK:PAPER STOPPER
- 74.D1492635 TRANSPORT ROLLER:MANUAL FEED



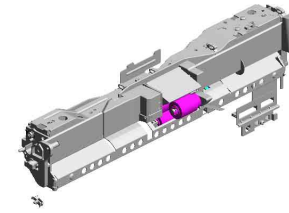
248.D1484821  
[A]  
(C4503/C5503):MANUAL FEED UNIT:ASS'Y  
201810-01 O/O



U001	U002	U003	U004	U005	U006	U007	U008	U009	U010	U011	U012	U013	U014	U015	U016	U017	U018
------	------	------	------	------	------	------	------	------	------	------	------	------	------	------	------	------	------

U013\_S001\_S004  
(C4503/C5503):MANUAL FEED UNIT:ASS'Y

245.D0BQ2615 211.08050103 173.D1494741  
GUIDE PLATE:SEP (x6) ARM:LINK:PAPER  
ARATOR:ASS'Y RETAINING RINGS STOPPER  
201904-14 X/X -E:SILENCER:DIA3



248.D1484821  
[A]  
(C4503/C5503):MANUAL FEED UNIT:ASS'Y  
201810-01 O/O

251.AW020234  
PHOTOINTERRUPTOR:GP1A173LCS  
5F  
201903-01 O/O



175.D1494749  
COVER:PAPER END



212.08050104 (x6) RETAINING RINGS -E:SILENCER:DIA4  
172.D1494739 SHEET:PICKUP



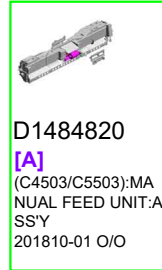
210.M0662749  
OIL DAMPER:STRAIGHT:30N



168.D1494735  
SHOE:TORSION SPRING:PICKUP



167.D1494734  
TORSION SPRING:PICKUP





D1484820  
[A]  
(C4503/C5503):MANUAL FEED UNIT:ASS'Y  
201810-01 O/O

U001	U002	U003	U004	U005	U006	U007	U008	U009	U010	U011	U012	U013	U014	U015	U016	U017	U018
------	------	------	------	------	------	------	------	------	------	------	------	------	------	------	------	------	------

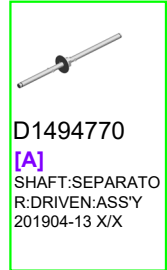


U013\_S001\_S004\_S001  
SHAFT:SEPARATOR:DRIVEN:ASS'Y

11.07200040E  
RETAINING RING -  
M4



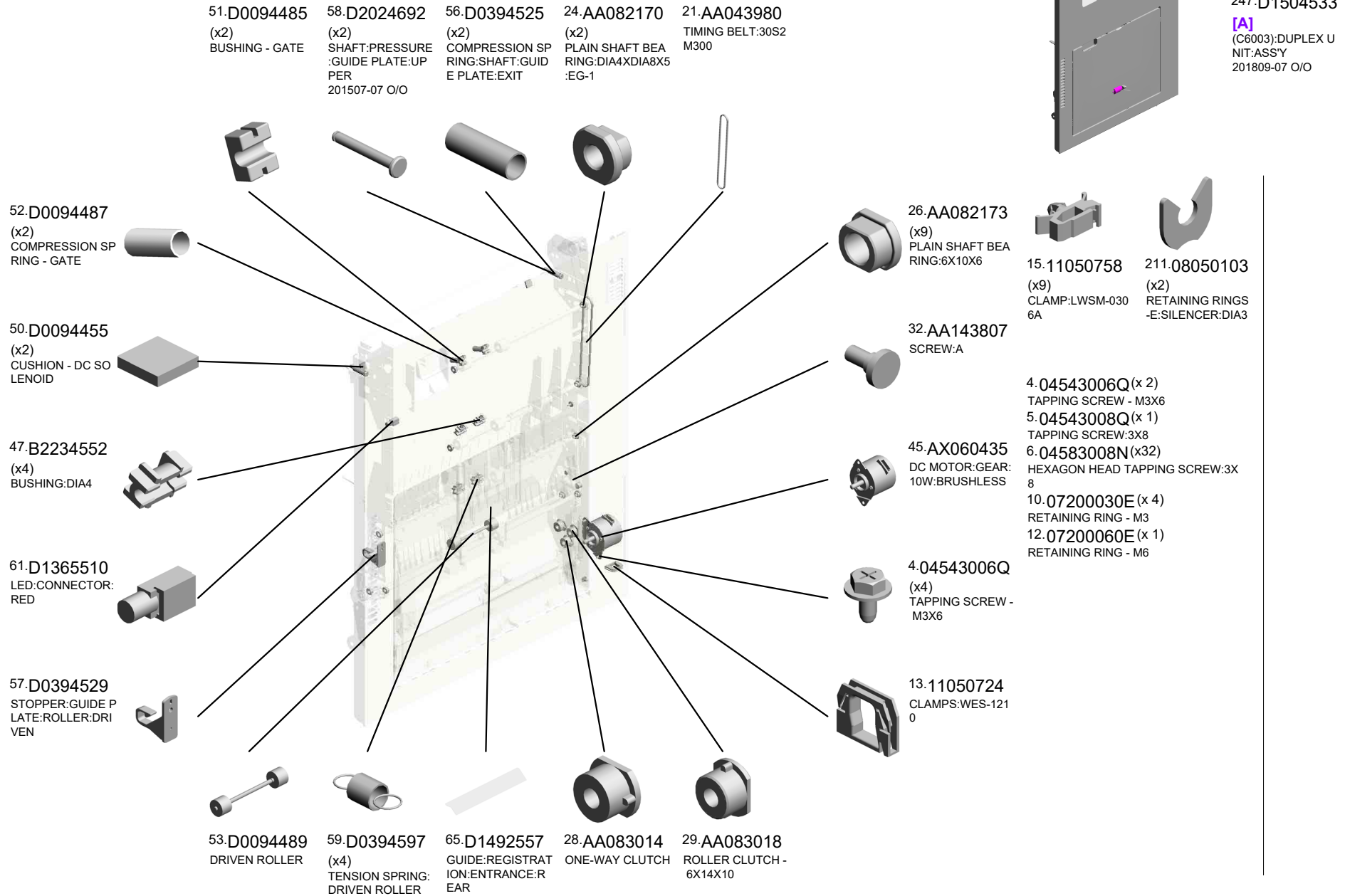
186.D0BQ2608  
[A]  
SHAFT:SEPARATO  
R:DRIVEN:ASS'Y  
201904-13 X/X



D1494770  
[A]  
SHAFT:SEPARATO  
R:DRIVEN:ASS'Y  
201904-13 X/X

U001	U002	U003	U004	U005	U006	U007	U008	U009	U010	U011	U012	U013	U014	U015	U016	U017	U018
------	------	------	------	------	------	------	------	------	------	------	------	------	------	------	------	------	------

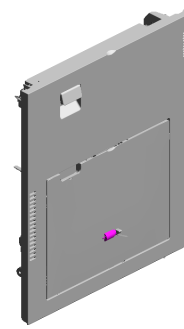
U013\_S002  
(C6003):DUPLEX UNIT:ASS'Y



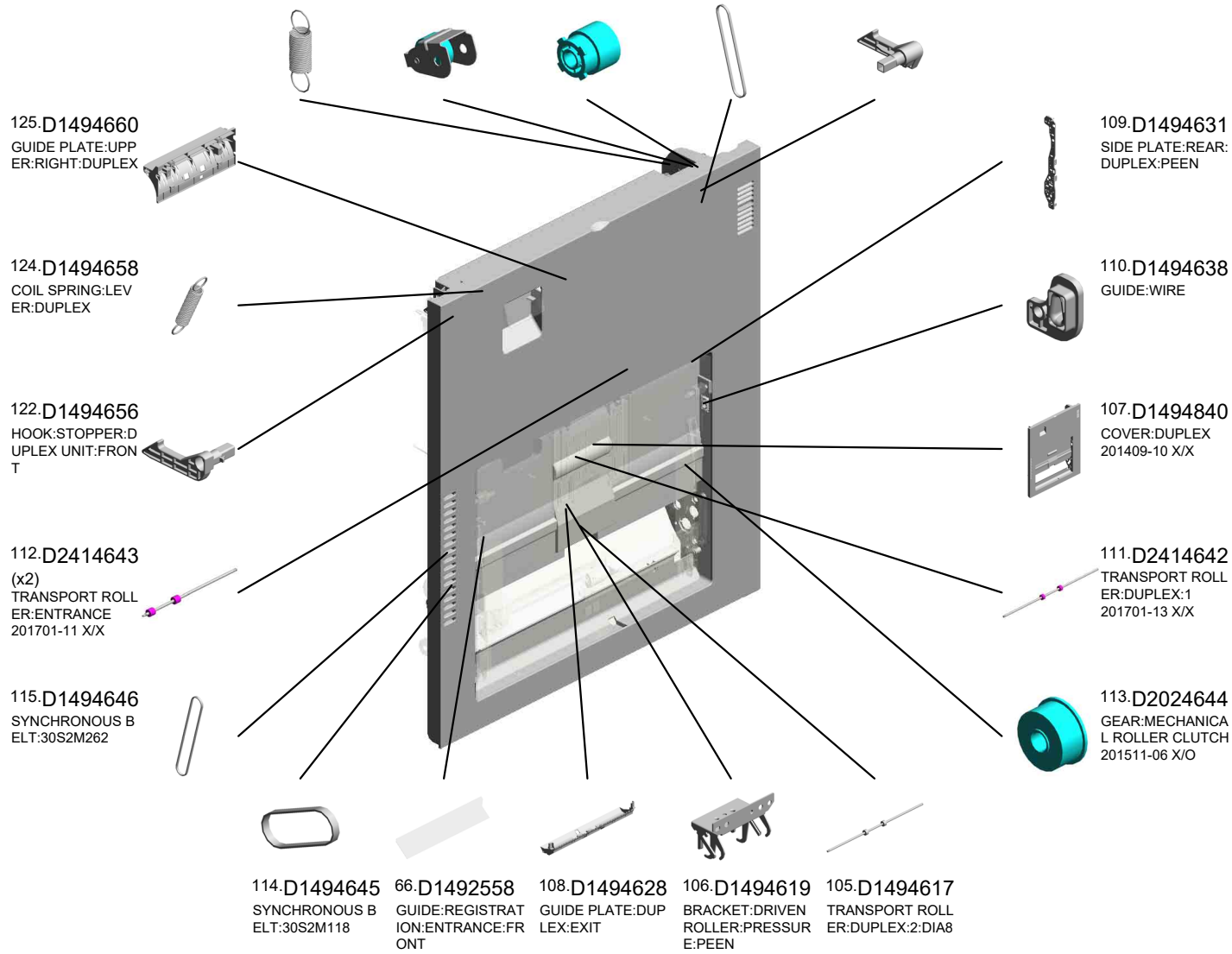
U001	U002	U003	U004	U005	U006	U007	U008	U009	U010	U011	U012	U013	U014	U015	U016	U017	U018
------	------	------	------	------	------	------	------	------	------	------	------	------	------	------	------	------	------

U013\_S002  
(C6003):DUPLEX UNIT:ASS'Y

119.D1494653 TENSION SPRING: SWIVEL  
 117.D1494648 BRACKET:SWIVEL  
 118.D1494652 GEAR:PULLEY:SWIVEL  
 116.D1494647 SYNCHRONOUS BELT:30S2M212  
 123.D1494657 HOOK:STOPPER:DUPLEX UNIT:REAR



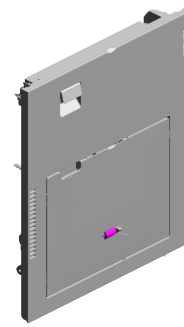
247.D1504533  
 [A]  
 (C6003):DUPLEX UNIT:ASS'Y  
 201809-07 O/O



U001	U002	U003	U004	U005	U006	U007	U008	U009	U010	U011	U012	U013	U014	U015	U016	U017	U018
------	------	------	------	------	------	------	------	------	------	------	------	------	------	------	------	------	------

U013\_S002  
(C6003):DUPLEX UNIT:ASS'Y

- 127.D1494663 COVER:LED
- 126.D1494662 DIFFUSION PLATE:LED
- 134.D1494679 GUIDE PLATE:UPPER
- 132.D1494674 COVER:GUIDE PLATE:DRIVEN
- 130.D1494672 (x4) COMPRESSION SPRING:DRIVEN



247.D1504533  
[A]  
(C6003):DUPLEX UNIT:ASS'Y  
201809-07 O/O

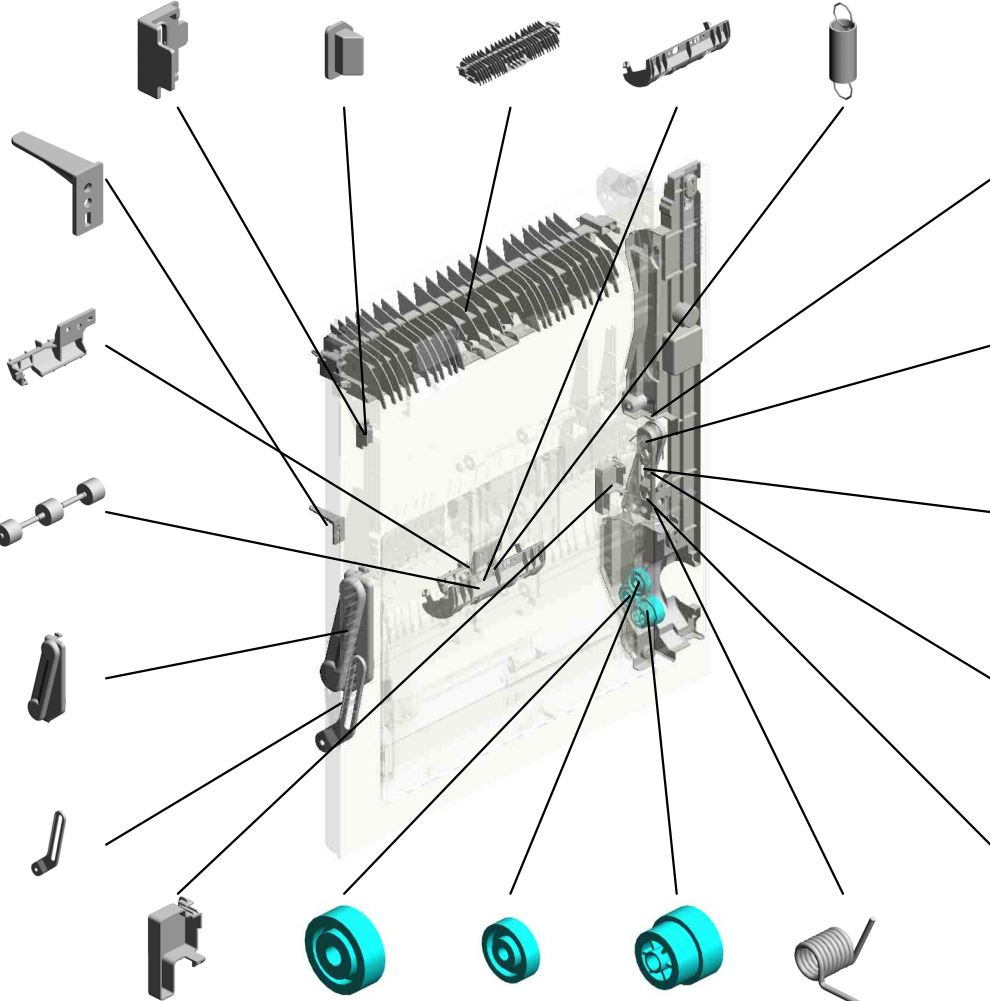
144.D1494850  
ARM:PUSH SWITCH  
201405-03 X/O

146.D1494699  
COVER:SENSOR:EXIT

129.D2024682  
DRIVEN ROLLER:DI A16  
201608-02 O/O

143.D1494693  
INNER COVER:FRONT:DUPLEX

145.D1494695  
LINK:FRONT



142.D1494692  
INNER COVER:REAR:DUPLEX

140.D1484690  
TORSION SPRING:LINK  
202102-01 O/O

138.D1494688  
LINK:DUPLEX:MAIN

137.D1494685  
LINK:DUPLEX

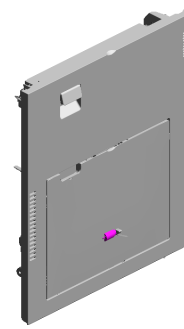
139.D1494689  
BRACKET:LINK:DUPLEX

- 133.D1494675 COVER:PUSH SWITCH
- 148.D2024718 GEAR:SEPARATOR:MANUAL FEED:DRIVE  
201511-08 X/O
- 147.D2024717 GEAR:FEED:MANUAL FEED:DRIVE  
201511-07 X/O
- 136.D1494684 GEAR:OUTPUT
- 141.D2024726 TORSION SPRING:LINK:CONTACT POINT  
202009-01 O/O

U001	U002	U003	U004	U005	U006	U007	U008	U009	U010	U011	U012	U013	U014	U015	U016	U017	U018
------	------	------	------	------	------	------	------	------	------	------	------	------	------	------	------	------	------

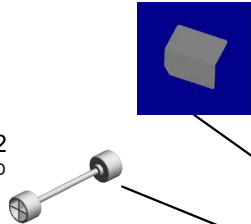
U013\_S002  
(C6003):DUPLEX UNIT:ASS'Y

184.D1494768 SHEET:GUIDE PLATE:DRIVEN  
208.GW010007 (x2) PHOTO REFLECTI ON SENSOR:EXIT  
153.D1494715 DECAL:GRIP:Z  
211.08050103 (x2) RETAINING RINGS -E:SILENCER:DIA3  
182.D2414766 (x2) PULLEY:T26/T26 201701-12 X/X



247.D1504533  
[A]  
(C6003):DUPLEX U NIT:ASS'Y  
201809-07 O/O

180.D2414762  
DRIVEN ROLLER:D IA18  
201605-04 O/O



234.D1484673  
GUIDE PLATE:DRIVEN



179.D2414761  
(x2)  
DRIVEN ROLLER:D IA16  
201605-03 O/O



171.D1494738  
GROUND WIRE:BRACKET:DRIVEN ROLLER



182.D1494766  
PULLEY:T26/T26



181.D1494765  
PULLEY:T26



170.D1494737  
(x4)  
PLAIN SHAFT BEARING:DUPLEX:EXIT



191.D1494781  
(C6003):TRANSPORT ROLLER:EXIT:DI A8:E



223.D1494639  
STAY:CONTACT POINT:DUPLEX



224.D1494787  
GUIDE:HARNES S:MANUAL FEED:CONNECTING  
201504-02



212.08050104  
(x7)  
RETAINING RINGS -E:SILENCER:DIA4



183.D1494767  
(x3)  
GUIDE:TRANSPORT ROLLER



237.D1494677  
STAY:CONTACT POINT:GUIDE PLATE:DRIVEN



150.D1494710  
GEAR:IDLER



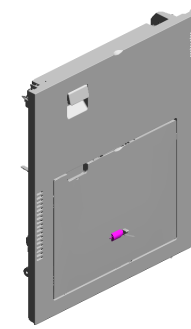
149.D2024719  
GEAR:TRANSPORT ROLLER:MANUAL FEED  
201511-09 X/O



U001	U002	U003	U004	U005	U006	U007	U008	U009	U010	U011	U012	U013	U014	U015	U016	U017	U018
------	------	------	------	------	------	------	------	------	------	------	------	------	------	------	------	------	------


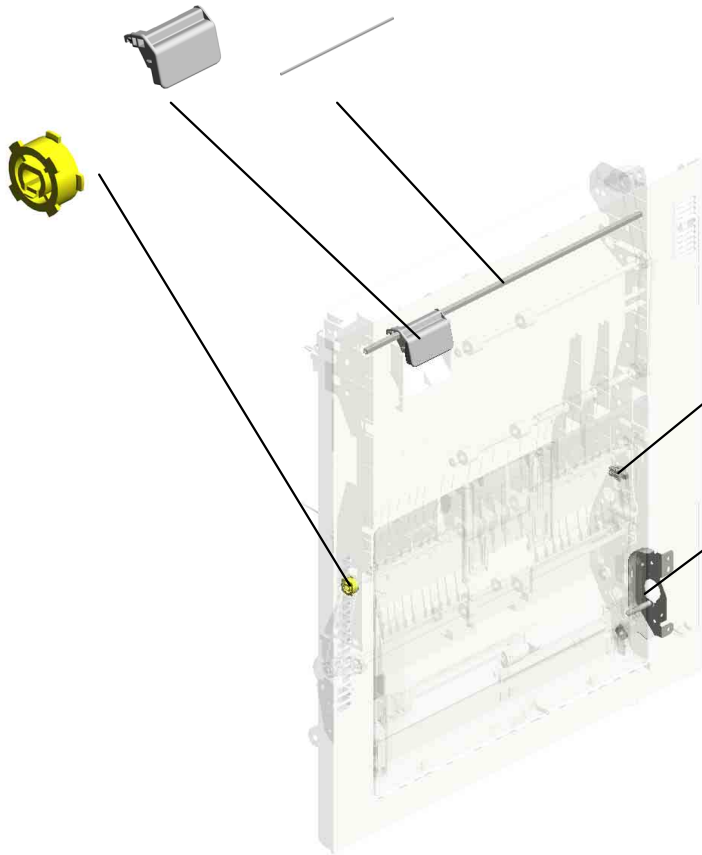
U013\_S002  
(C6003):DUPLEX UNIT:ASS'Y

257.D2894655 256.D0BQ4654  
GRIP:DUPLEX UNI SHAFT:LEVER:LOC  
T K  
201904-09 X/X 201904-10 X/X



247.D1504533  
[A]  
(C6003):DUPLEX U  
NIT:ASS'Y  
201809-07 O/O

238.D2414765  
PULLEY:T26



250.AW500049  
PUSH SWITCH:SW  
1AG-550  
201811-01 O/O



242.D2414681  
BRACKET:MOTOR:  
PEEN  
201801-02 O/O




D1504531  
[A]  
(C6003):DUPLEX U  
NIT:ASS'Y  
201809-07 O/O

U001	U002	U003	U004	U005	U006	U007	U008	U009	U010	U011	U012	U013	U014	U015	U016	U017	U018
------	------	------	------	------	------	------	------	------	------	------	------	------	------	------	------	------	------

U013\_S002\_S001

(C6003):MANUAL FEED TABLE:METIS-C1E:EXP:ASS'Y

- 102.D1492698 EXTENSION TRAY: NO.1
- 103.D1492699 EXTENSION TRAY: NO.2
- 8.04593008N (x7) BINDING HEAD TAPPING SCREW:3X8
- 99.D1492693 (x2) STOPPER:MANUAL FEED TABLE
- 97.D1492688 TENSION SPRING: WIRE



229.D1504721  
(C6003):MANUAL FEED TABLE:METIS-C1E:EXP:ASS'Y  
201506-08 O/O

152.D1494714  
DECAL:SCALE:MANUAL FEED



100.D1492694  
(x2)  
COMPRESSION SPRING:STOPPER:MANUAL FEED TABLE



155.D1494717  
PLATE:SIDE FENCE:FRONT



156.D1494718  
TORSION SPRING:SIDE FENCE:FRONT



98.D1492692  
ARM:MANUAL FEED:FRONT UPPER



160.D1494723  
VIBRATING PLATE:SIDE FENCE:FRONT



33.AA143850 (x4)  
(C6003):FLAT SCREW:M3X5:SIDE FENCE



37.AF013016  
BOTTOM PLATE PAD



50.D0094455 (x2)  
CUSHION - DC SOLENOID



151.D1494711  
DECAL:SIDE FENCE:MANUAL FEED

101.D1492695  
ARM:MANUAL FEED:REAR UPPER



157.D1494720  
PLATE:SIDE FENCE:REAR



158.D1494721  
TORSION SPRING:SIDE FENCE:REAR



96.D1492687  
PULLEY:WIRE:MANUAL FEED TABLE



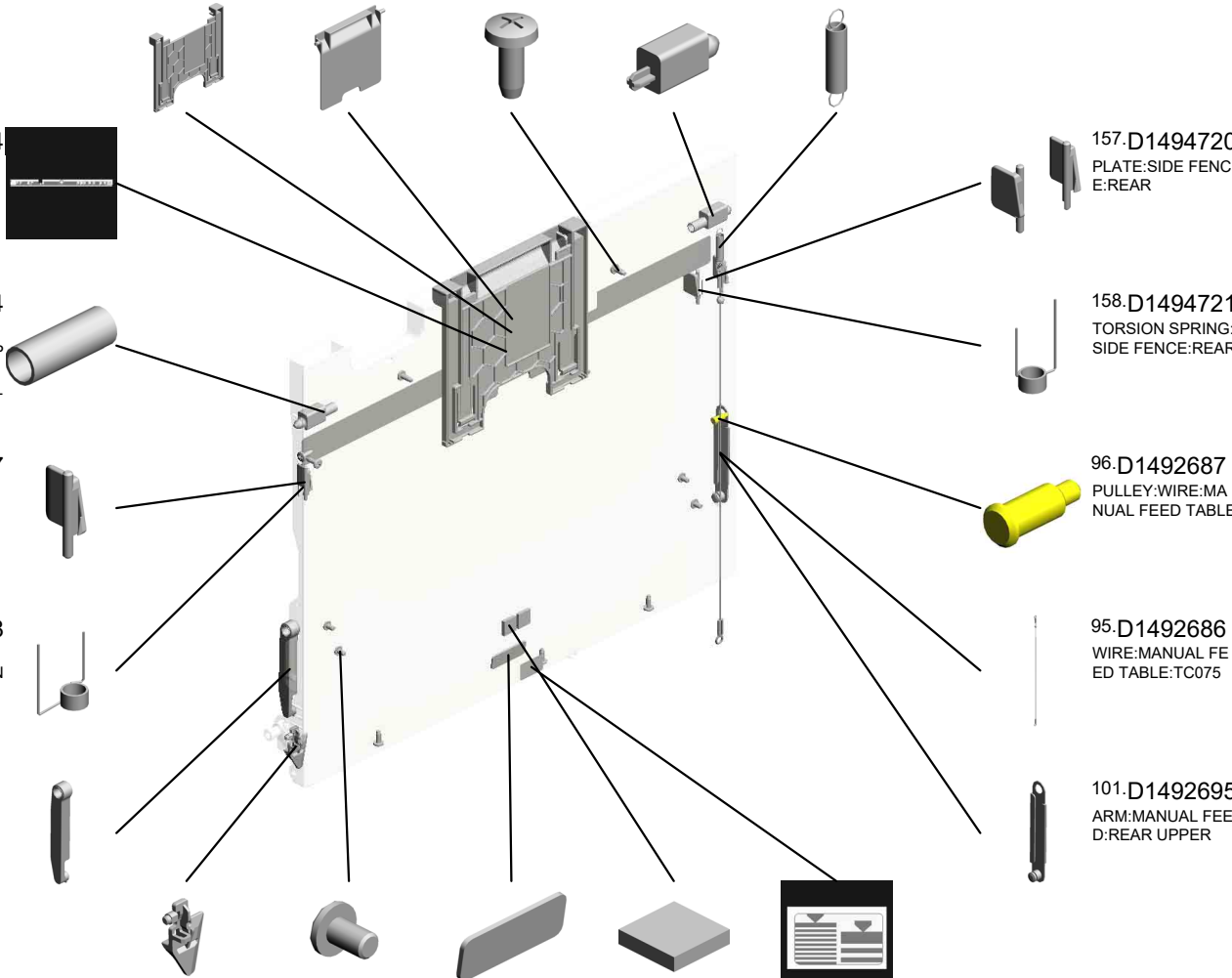
95.D1492686  
WIRE:MANUAL FEED TABLE:TC075



212.08050104 (x4)  
RETAINING RINGS: SILENCER:DIA4



8.04593008N (x 1)  
BINDING HEAD TAPPING SCREW:3X8



U001	U002	U003	U004	U005	U006	U007	U008	U009	U010	U011	U012	U013	U014	U015	U016	U017	U018
------	------	------	------	------	------	------	------	------	------	------	------	------	------	------	------	------	------

U013\_S002\_S001

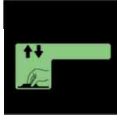
(C6003):MANUAL FEED TABLE:METIS-C1E:EXP:ASS'Y

- 209.M0662743 FRICTION PAD:MANUAL FEED TABLE:18X7.5
- 174.D1494748 FEELER:PAPER SIZE SENSOR:MANUAL FEED
- 251.AW020234 PHOTOINTERRUPTOR:GP1A173LCS5F  
201903-01 O/O
- 169.D1494736 DECAL:PAPER SET DIRECTION:MANUAL FEED:EXP



229.D1504721  
(C6003):MANUAL FEED TABLE:METIS-C1E:EXP:ASS'Y  
201506-08 O/O

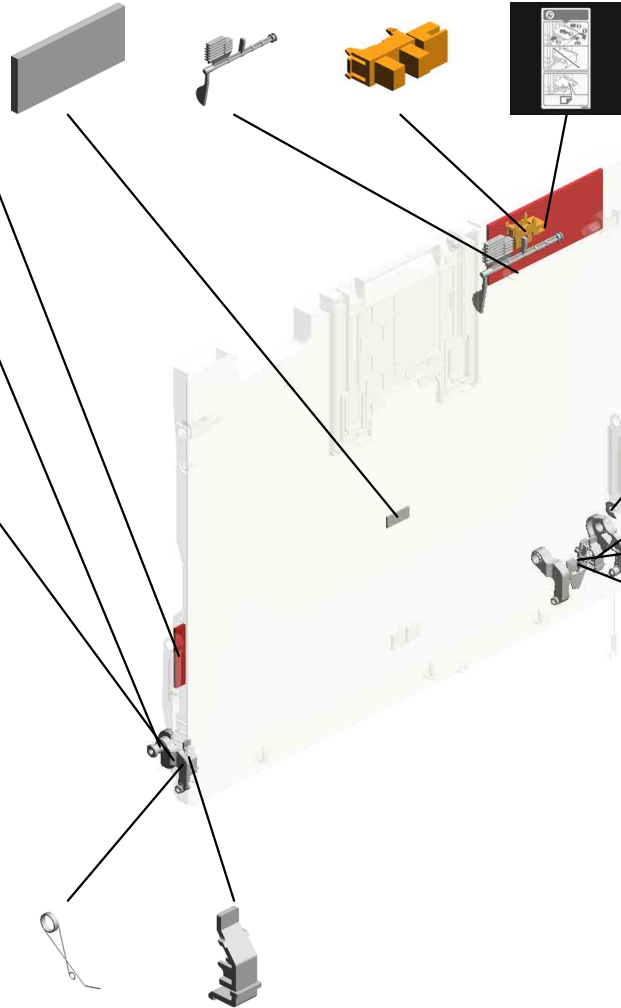
218.D1494851  
DECAL:SIDE FENCE:GRIP:MANUAL FEED  
201409-04



241.D1494706  
PIN:ARM:FRONT LOWER



196.D1494883  
ARM:MANUAL FEED:FRONT LOWER



212.08050104  
RETAINING RINGS  
-E:SILENCER:DIA4



243.D1484726  
TORSION SPRING:  
VIBRATING PLATE:  
REAR  
201806-01 O/O



197.D1494884  
ARM:MANUAL FEED:REAR LOWER



162.D1494725  
VIBRATING PLATE:  
SIDE FENCE:REAR



161.D1494724 TORSION SPRING:  
VIBRATING PLATE:  
FRONT

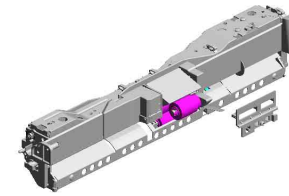
164.D1494727 (x2)  
CAP:SIDE FENCE  
FRONT



U001	U002	U003	U004	U005	U006	U007	U008	U009	U010	U011	U012	U013	U014	U015	U016	U017	U018
------	------	------	------	------	------	------	------	------	------	------	------	------	------	------	------	------	------




U013\_S002\_S002  
(C6003):MANUAL FEED UNIT:ASS'Y



249.D1504822  
[A]  
(C6003):MANUAL FEED UNIT:ASS'Y  
201810-04 O/O

- 68.D1492613 SHAFT:GRIP:DRIVEN
- 30.AA100014 (x2) RETAINING RING C - SEPARATE
- 39.AF031046 FEED ROLLER - MANUAL FEED
- 27.AA082187 BUSHING:DIA6XDI A10X9:EG-1
- 1.03530030N (x2) SCREW:M3X3

5.04543008Q (x3) TAPPING SCREW: 3X8



24.AA082170 PLAIN SHAFT BEARING: DIA4XDI A8X5 :EG-1



69.D1492614 (x2) TENSION SPRING: GRIP:PRESSURE




67.D1492612 (x3) ROLLER:GRIP:DRIVEN



6.04583008N (x2) HEXAGON HEAD TAPPING SCREW:3X8




40.AF032046 SEPARATION ROLLER - MANUAL FEED




60.D1292783 TORQUE LIMITER MECHANICAL CLUTCH: 40MM: DIA18




36.AB011252 GEAR - 20Z



38.AF030049 PICK-UP ROLLER



22.AA063499 PRESSURE SPRING



15.11050758 (x6) CLAMP:LWSM-030 6A



26.AA082173 PLAIN SHAFT BEARING: 6X10X6



34.AB010156 GEAR:SEPARATE: DRIVE



35.AB010157 GEAR:SEPARATE: DRIVEN



25.AA082171 PLAIN SHAFT BEARING: 6X10X6



14.11050738 CLAMP:LBWS-0511 S-V0



15.11050758 (x4) CLAMP:LWSM-030 6A



16.11050760 CLAMP:LWSM-051 1A



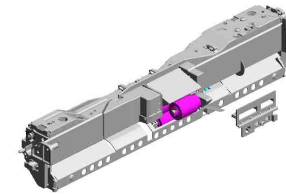
31.AA143579 (x2) SCREW - M3

5.04543008Q (x 2) TAPPING SCREW:3X8  
7.04583012N (x 1) HEXAGON HEAD TAPPING SCREW:3X12  
9.04593010N (x 1) BINDING HEAD TAPPING SCREW:3X10

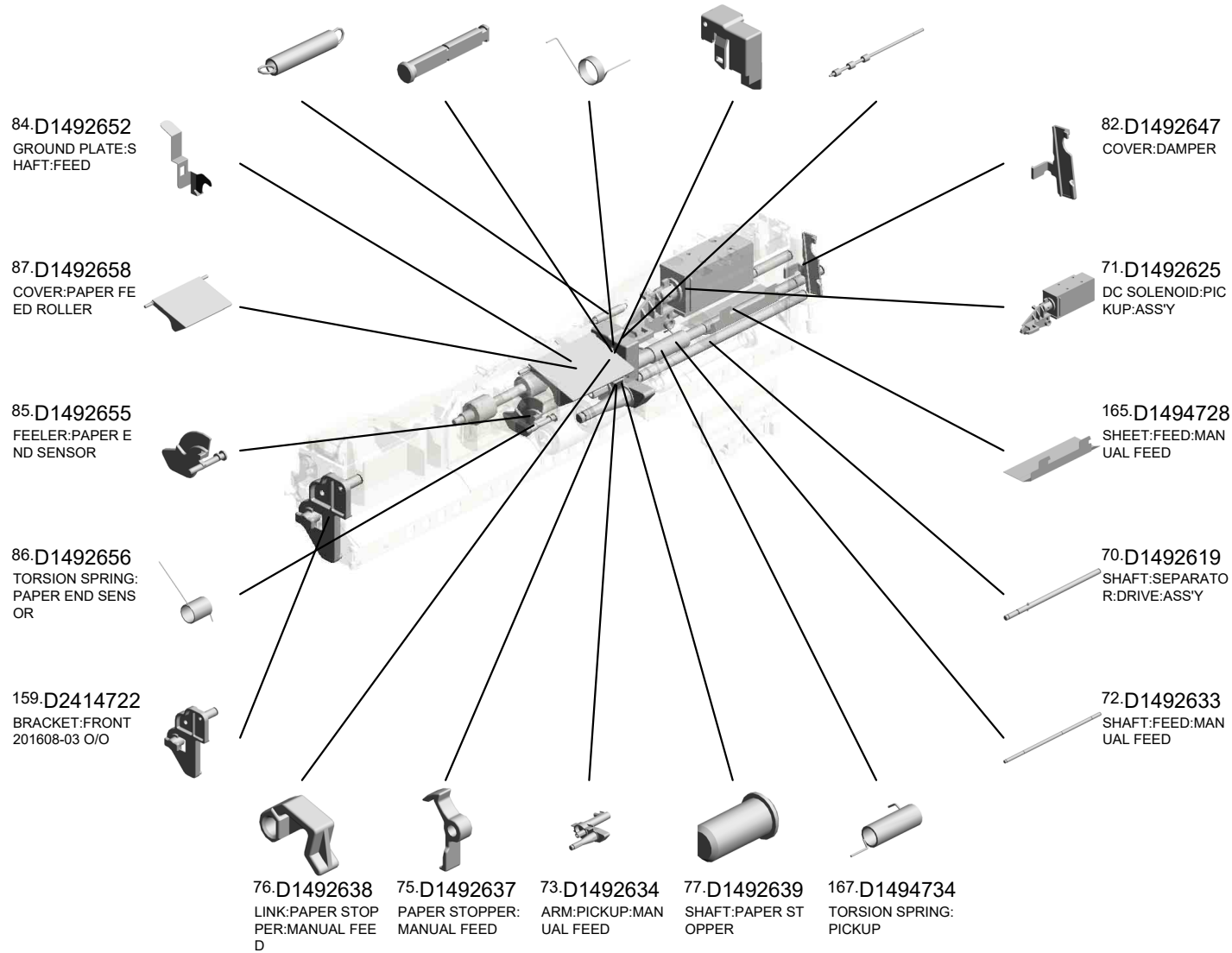
U001	U002	U003	U004	U005	U006	U007	U008	U009	U010	U011	U012	U013	U014	U015	U016	U017	U018
------	------	------	------	------	------	------	------	------	------	------	------	------	------	------	------	------	------

U013\_S002\_S002  
(C6003):MANUAL FEED UNIT:ASS'Y

- 81.D1492645 COIL SPRING:REL EASE:PICKUP:MANUAL FEED
- 79.D1492642 SHAFT:LINK:PAPE R STOPPER
- 80.D1492644 TORSION SPRING: LINK:PAPER STOP PER
- 78.D1492641 COVER:PAPER ST OPPER:MANUAL F EED
- 74.D1492635 TRANSPORT ROLL ER:MANUAL FEED



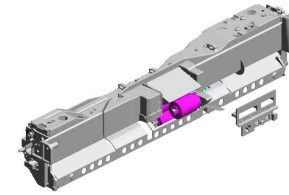
249.D1504822  
[A]  
(C6003):MANUAL F EED UNIT:ASS'Y  
201810-04 O/O



U001	U002	U003	U004	U005	U006	U007	U008	U009	U010	U011	U012	U013	U014	U015	U016	U017	U018
------	------	------	------	------	------	------	------	------	------	------	------	------	------	------	------	------	------

U013\_S002\_S002  
(C6003):MANUAL FEED UNIT:ASS'Y

245.D0BQ2615 211.08050103 173.D1494741  
GUIDE PLATE:SEP (x6) ARM:LINK:PAPER  
ARATOR:ASS'Y RETAINING RINGS STOPPER  
202005-02 O/O -E:SILENCER:DIA3



249.D1504822  
[A]  
(C6003):MANUAL FEED UNIT:ASS'Y  
201810-04 O/O


251.AW020234  
PHOTOINTERRUPTOR:GP1A173LCS  
5F  
201903-01 O/O



175.D1494749  
COVER:PAPER END



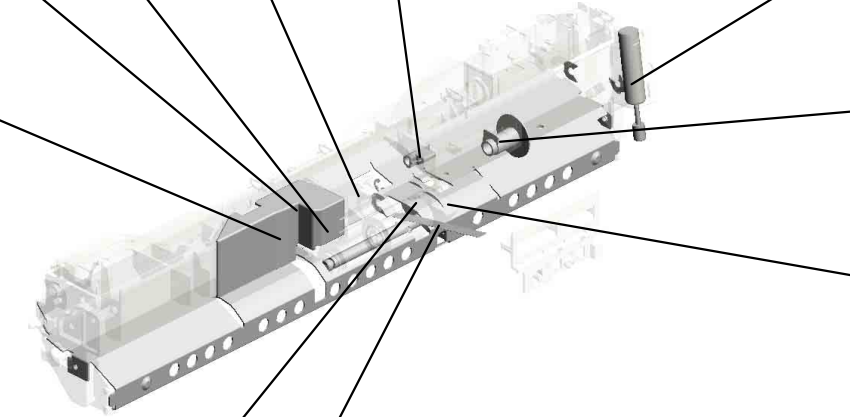
210.M0662749  
OIL DAMPER:STRAIGHT:30N



168.D1494735  
SHOE:TORSION SPRING:PICKUP



186.D1494770  
SHAFT:SEPARATOR:DRIVEN:ASS'Y



212.08050104 (x6)  
RETAINING RINGS  
-E:SILENCER:DIA4



172.D1494739  
SHEET:PICKUP



D1504821  
[A]  
(C6003):MANUAL FEED UNIT:ASS'Y  
201810-04 O/O

U001	U002	U003	U004	U005	U006	U007	U008	U009	U010	U011	U012	U013	U014	U015	U016	U017	U018
------	------	------	------	------	------	------	------	------	------	------	------	------	------	------	------	------	------

GUIDE PLATE:VERTICAL TRANSPORT:NO.2:DRIVEN:ASS'Y

188.D1494777 (x2)  
COMPRESSION SPRING:FLAT CONVEYER BELT:DRIVEN

92.D1492673  
GUIDE PLATE:VERTICAL TRANSPORT:NO.2:DRIVEN

94.D2412678  
SHAFT:FLAT CONVEYER BELT:DRIVEN  
201605-13 X/X



226.D1482685  
GUIDE PLATE:VERTICAL TRANSPORT:NO.2:DRIVEN:ASS'Y  
201506-04 O/O

48.D0092573 (x3)  
PULLEY - VERTICAL TRANSPORT



54.D0292677 (x3)  
TRANSPORT BELT:DRIVEN:VERTICAL TRANSPORT



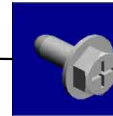
62.D1444489 (x2)  
STOPPER:DRIVEN ROLLER



49.D0092574 (x3)  
PULLEY - IDLER



5.04543008Q (x2)  
TAPPING SCREW: 3X8



55.D0392993  
SHAFT:TRANSPORT BELT:PULLEY


64.D2412676  
HOLDER:DRIVEN:BELT  
201605-12 X/X



U001	U002	U003	U004	U005	U006	U007	U008	U009	U010	U011	U012	U013	U014	U015	U016	U017	U018
------	------	------	------	------	------	------	------	------	------	------	------	------	------	------	------	------	------

U013\_S002\_S004

(C6003):GUIDE PLATE:VERTICAL TRANSPORT:DRIVEN:PAPER THICK:ASS'Y



207.D1504742  
(C6003):GUIDE PL  
ATE:VERTICAL TR  
ANSPORT:DRIVEN:  
PAPER THICK:ASS'  
Y  
201507-20 O/O




15.11050758  
CLAMP:LWSM-030  
6A

5.04543008Q(x 4)  
TAPPING SCREW:3X8

U001	U002	U003	U004	U005	U006	U007	U008	U009	U010	U011	U012	U013	U014	U015	U016	U017	U018
------	------	------	------	------	------	------	------	------	------	------	------	------	------	------	------	------	------

U013\_S002\_S004\_S001  
 (C6003):GUIDE PLATE:VERTICAL TRANSPORT:DRIVEN:PAPER THICK:ASS'Y

- 48.D0092573 (x3) PULLEY - VERTICAL TRANSPORT
- 54.D0292677 (x3) TRANSPORT BELT :DRIVEN:VERTICAL TRANSPORT
- 199.D1502676 (C6003):HOLDER:FRONT
- 202.D1502684 (x2) (C6003):ROLLER:DRIVEN
- 93.D1492676 (x2) (C6003):COMPRESSION SPRING:FLAT CONVEYER BELT:DRIVEN



201.D1502678  
 (C6003):LEVER:PAPER THICK:PEEN



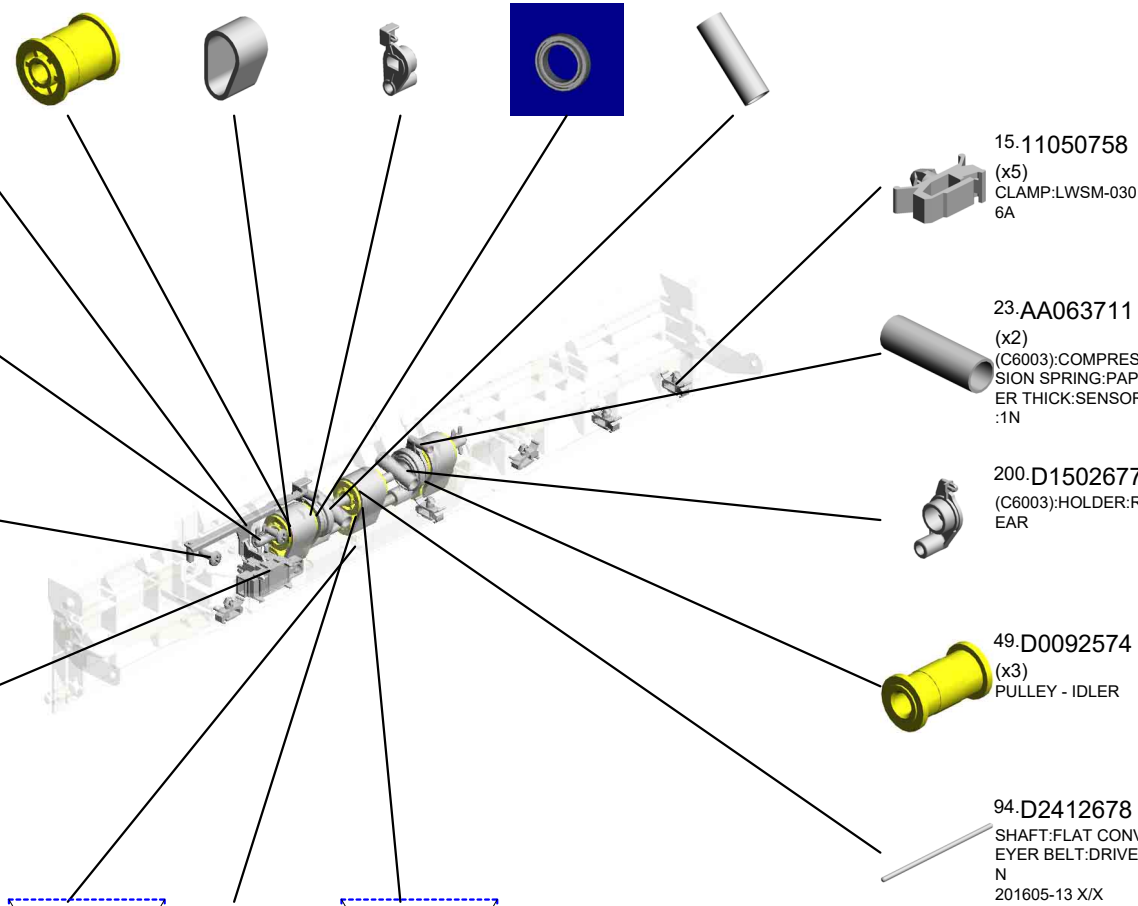
62.D1444489  
 (x2) STOPPER:DRIVEN ROLLER



8.04593008N  
 (x2) BINDING HEAD TAPPING SCREW:3X8



42.AW020209  
 (C6003):ENCODER:PAPER THICK




3.04533008N(x 2)  
 BINDING SELF TAPPING SCREW:3X8

8.04593008N(x 2)  
 BINDING HEAD TAPPING SCREW:3X8

15.11050758  
 (x5) CLAMP:LWSM-030 6A



23.AA063711  
 (x2) (C6003):COMPRESSION SPRING:PAPER THICK:SENSOR:1N



200.D1502677  
 (C6003):HOLDER:REAR



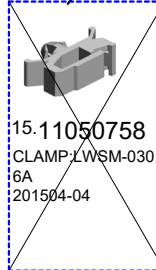
49.D0092574  
 (x3) PULLEY - IDLER



94.D2412678  
 SHAFT:FLAT CONVEYER BELT:DRIVEN  
 201605-13 X/X



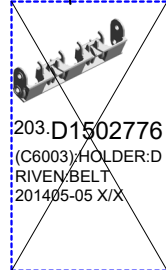
15.11050758  
 CLAMP:LWSM-030 6A  
 201504-04



55.D0392993  
 SHAFT:TRANSPORT BELT:PULLEY



203.D1502776  
 (C6003):HOLDER:DRIVEN/BELT  
 201405-05 X/X



U001	U002	U003	U004	U005	U006	U007	U008	U009	U010	U011	U012	U013	U014	U015	U016	U017	U018
------	------	------	------	------	------	------	------	------	------	------	------	------	------	------	------	------	------

# U014.MAIN DRIVE

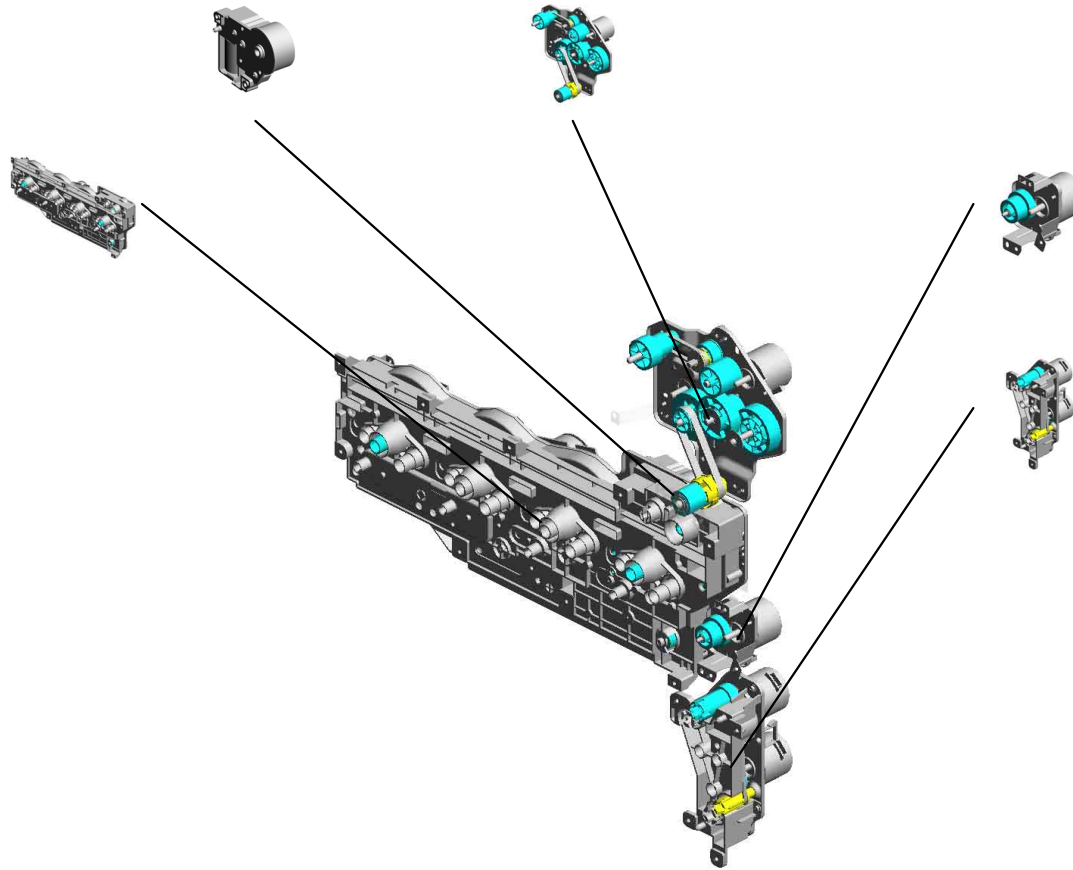
U014 S002  
D1491199  
DRIVE UNIT:ON-OFF:TRANS  
FER

U014 S005  
D1751358  
DRIVE UNIT:FUSING/PAPER  
EXIT UNIT:ASSY

U014 S001  
D1491101  
DRIVE UNIT:ENGINE:D148/D  
149/D150

U014 S004  
D1491351  
DRIVE UNIT:REGISTRATION:  
ASS'Y

U014 S003  
D1491399  
DRIVE UNIT:PAPER FEED:AS  
S'Y

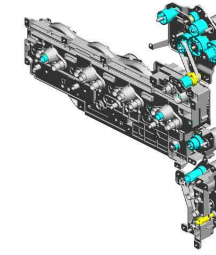


U001	U002	U003	U004	U005	U006	U007	U008	U009	U010	U011	U012	U013	U014	U015	U016	U017	U018
------	------	------	------	------	------	------	------	------	------	------	------	------	------	------	------	------	------

# U014 MAIN DRIVE

2.03603006N  
SCREW - M3X6

6.04583008N  
(x6)  
HEXAGON HEAD TAPPING SCREW:3  
X8



24.D1491394  
GROUND PLATE:D  
RIVE UNIT:FUSING  
/PAPER EXIT UNIT



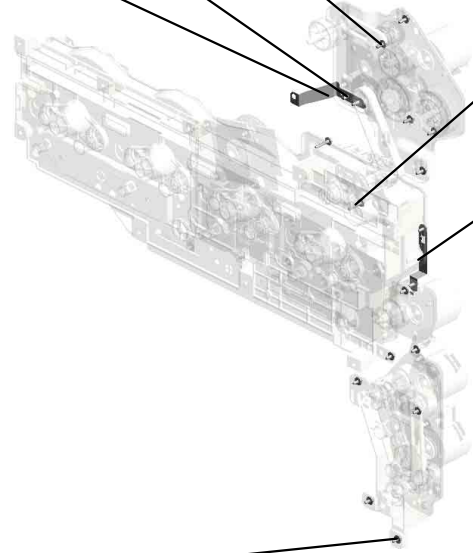
3.03603016N  
(x2)  
SCREW - M3X16



5.04543008Q(x 9)  
TAPPING SCREW:3X8



23.D1491387  
GROUND PLATE:D  
RIVE UNIT:ENGINE



4.04543006Q  
(x9)  
TAPPING SCREW -  
M3X6




U001	U002	U003	U004	U005	U006	U007	U008	U009	U010	U011	U012	U013	U014	U015	U016	U017	U018
------	------	------	------	------	------	------	------	------	------	------	------	------	------	------	------	------	------



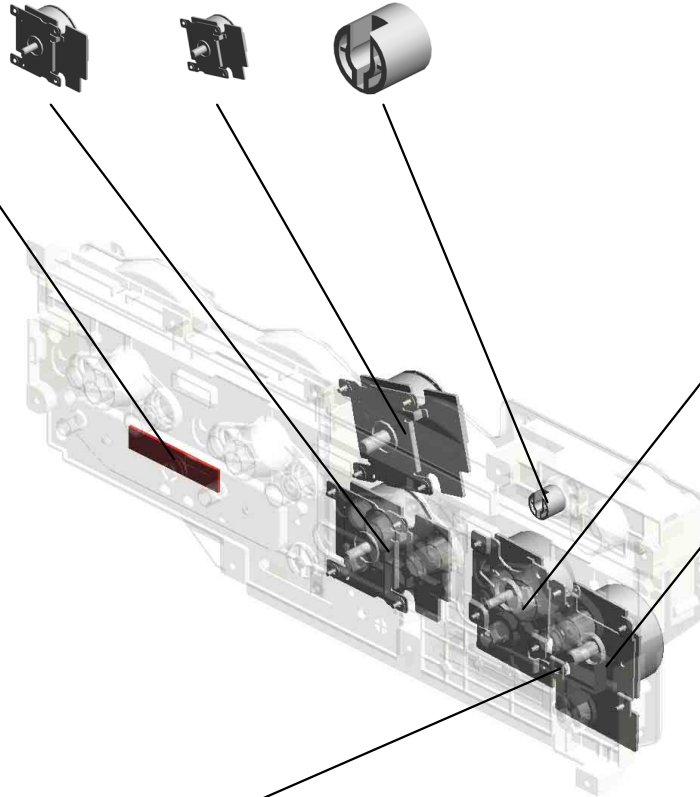
U014\_S001  
 DRIVE UNIT:ENGINE:D148/D149/D150

18.AX060443 DC BRUSHLESS MOTOR:DEVELOPMENT:COLLAR:29.3W  
 17.AX060442 DC BRUSHLESS MOTOR:DRUM:COLLAR:25.8W  
 33.B2231163 JOINT:ON-OFF:INTERMEDIATE TRANSFER



20.D1491101  
 DRIVE UNIT:ENGINE:D148/D149/D150

31.D1491382  
 INSULATING SHEET:DRIVE UNIT  
 201407-11



14.AX050000  
 DC BRUSHLESS MOTOR:DEVELOPMENT:BLACK:9.3W



19.AX060444  
 DC BRUSHLESS MOTOR:DRUM:TRANSFER:22.6W

2.03603006N  
 (x15)  
 SCREW - M3X6

U001	U002	U003	U004	U005	U006	U007	U008	U009	U010	U011	U012	U013	U014	U015	U016	U017	U018
------	------	------	------	------	------	------	------	------	------	------	------	------	------	------	------	------	------

U014\_S002  
DRIVE UNIT:ON-OFF:TRANSFER

13.AW020198  
PHOTOINTERRUP  
TOR:LG2A14NL1



21.D1491199  
DRIVE UNIT:ON-OFF  
F:TRANSFER

1.03530030N(x 2)  
SCREW:M3X3

U001	U002	U003	U004	U005	U006	U007	U008	U009	U010	U011	U012	U013	U014	U015	U016	U017	U018
------	------	------	------	------	------	------	------	------	------	------	------	------	------	------	------	------	------

U014\_S003  
DRIVE UNIT:PAPER FEED:ASS'Y

15.AX060435  
(x2)  
DC MOTOR:GEAR:  
10W:BRUSHLESS

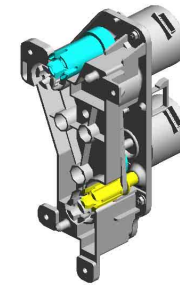


2.03603006N  
(x4)  
SCREW - M3X6



29.08050104  
RETAINING RINGS  
-E:SILENCER:DIA4

7.07200040E (x 1)  
RETAINING RING - M4




30.D1491399  
DRIVE UNIT:PAPE  
R FEED:ASS'Y  
201407-12 X/O

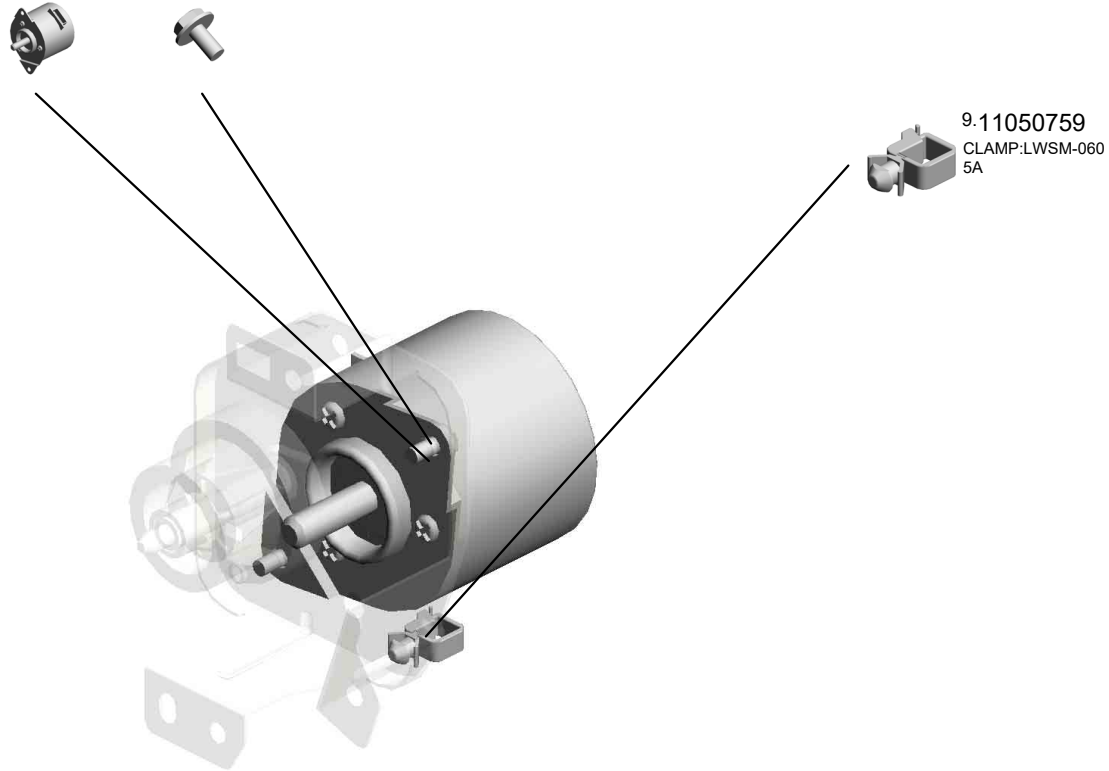
U001	U002	U003	U004	U005	U006	U007	U008	U009	U010	U011	U012	U013	U014	U015	U016	U017	U018
------	------	------	------	------	------	------	------	------	------	------	------	------	------	------	------	------	------

U014\_S004  
DRIVE UNIT:REGISTRATION:ASS'Y

15:AX060435 2:03603006N  
DC MOTOR:GEAR: (x2)  
10W:BRUSHLESS SCREW - M3X6



22:D1491351  
DRIVE UNIT:REGIS  
TRATION:ASS'Y



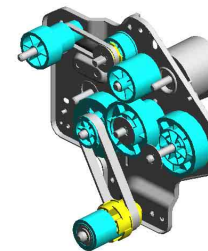
9:11050759  
CLAMP:LWSM-060  
5A

U001	U002	U003	U004	U005	U006	U007	U008	U009	U010	U011	U012	U013	U014	U015	U016	U017	U018
------	------	------	------	------	------	------	------	------	------	------	------	------	------	------	------	------	------

U014\_S005

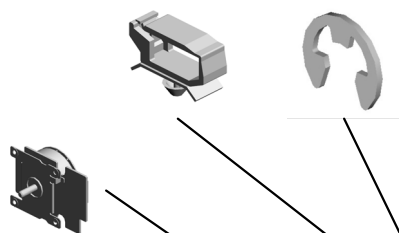
DRIVE UNIT:FUSING/PAPER EXIT UNIT:ASS'Y

10.11050760 (x5) CLAMP:LWSM-0511A  
 7.07200040E (x5) RETAINING RING - M4  
 15.AX060435 DC MOTOR:GEAR:10W:BRUSHLESS



28.D1751358  
 [A]  
 DRIVE UNIT:FUSING/PAPER EXIT UNIT:ASS'Y  
 202306-01 O/O

16.AX060441 DC BRUSHLESS MOTOR:FUSING UNIT:26.8W



32.D0BQ1375 GEAR:PRESSURE RELEASE:NO.1:MECHANICAL ROLLER CLUTCH:U 201912-04 X/O



26.D1491397 TORQUE LIMITER MECHANICAL CLUTCH:49MMM:DI14



11.11050762 CLAMP:LWS-0711A




25.D1491396 HOLDER:TORQUE LIMITER MECHANICAL CLUTCH:PRESSURE RELEASE



2.03603006N (x7) SCREW - M3X6



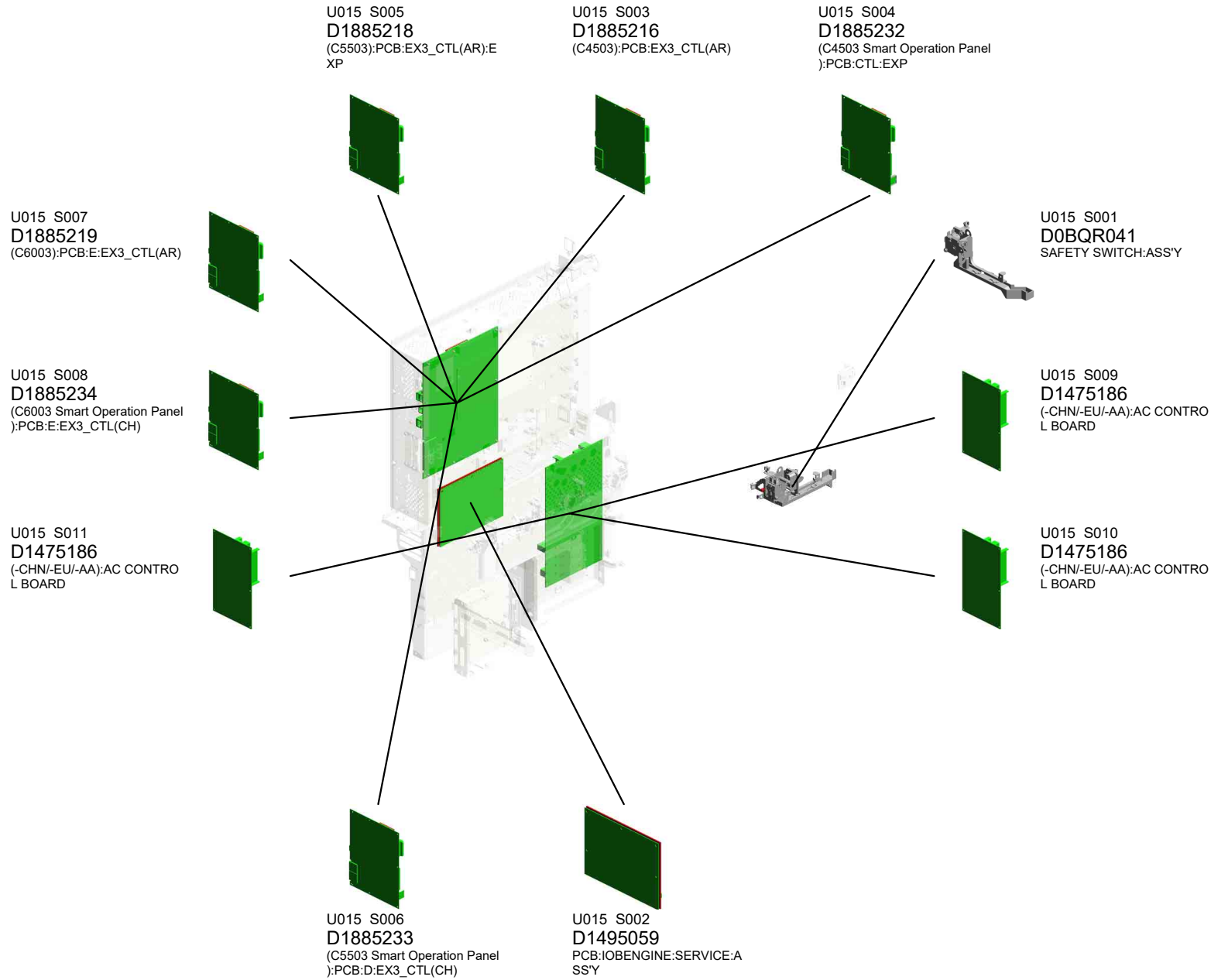
8.07200060E RETAINING RING - M6



D1751357  
 [A]  
 DRIVE UNIT:FUSING/PAPER EXIT UNIT:ASS'Y  
 202306-01 O/O

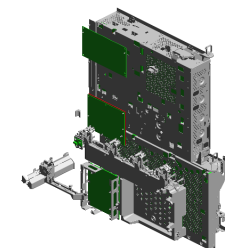
U001	U002	U003	U004	U005	U006	U007	U008	U009	U010	U011	U012	U013	U014	U015	U016	U017	U018
------	------	------	------	------	------	------	------	------	------	------	------	------	------	------	------	------	------

# U015.ELECTRICAL



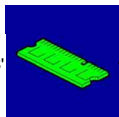
U001	U002	U003	U004	U005	U006	U007	U008	U009	U010	U011	U012	U013	U014	U015	U016	U017	U018
------	------	------	------	------	------	------	------	------	------	------	------	------	------	------	------	------	------

# U015 ELECTRICAL



- 8.11050692 CLAMP:LES-0503
- 5.04543020Q (x2) TAPPING SCREW:: 3X20
- 13.11050758 (x7) CLAMP:LWSM-030 6A
- 20.14077667 EEPROM:BR24T12 8-W
- 12.11050726 (x2) CLAMPS:WES-221 7

- 21.D1365709 PCB:EX3\_DDR3-DI MM:RC-A:2GB:ASS' Y 201504-06 O/O



- 7.11050488 (x9) HARNESS CLAMP



- 27.AA161167 (x4) BUSHING:HDD



- 2.04543006N (x10) TAPPING SCREW: ROUND POINT:3X6




- 26.AA143848 (x4) STEPPED SCREW - M3




- 11.11050725 CLAMPS:WES-111 7




- 28.AZ240222 (x2) (-NA/-TWN):DC POWER SUPPLY:D14 8/D149/D150:450.3 W



- 29.AZ240224 (x3) (-CHN/-EU/-AA):DC POWER SUPPLY:4 50.3W:D148/D149/ D150



- 14.11050759 (x17) CLAMP:LWSM-060 5A



- 18.11050765 (x4) CLAMP:LWS-2218A




- 10.11050724 CLAMPS:WES-121 0



- 6.04583008N (x4) HEXAGON HEAD TAPPING SCREW:3 X8



- 9.11050723 (x2) CLAMPS:WES-050 7



- 3.04543006Q (x71) TAPPING SCREW - M3X6



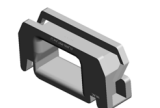
- 25.AA143592 SCREW- M4X6



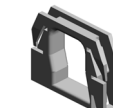
- 7.11050488 (x6) HARNESS CLAMP



- 8.11050692 (x2) CLAMP:LES-0503



- 9.11050723 (x2) CLAMPS:WES-050 7



- 10.11050724 (x2) CLAMPS:WES-121 0



- 13.11050758 (x7) CLAMP:LWSM-030 6A



- 14.11050759 (x36) CLAMP:LWSM-060 5A



- 15.11050760 (x40) CLAMP:LWSM-051 1A

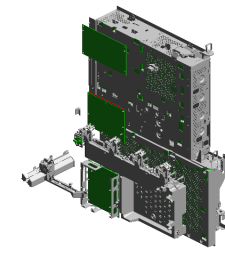


- 16.11050762 (x12) CLAMP:LWS-0711A

U001	U002	U003	U004	U005	U006	U007	U008	U009	U010	U011	U012	U013	U014	U015	U016	U017	U018
------	------	------	------	------	------	------	------	------	------	------	------	------	------	------	------	------	------

# U015 ELECTRICAL

- 67.GX640031 FAN MOTOR:DC.2.64W
- 30.AZ320197 POWER PACK:TTS:H
- 43.D1495654 (x4) (-TWN/-CHN/-EU/-AA):PCB:IPU:ARDF (for D148/D149)
- 63.D1505624 PCB:IMAGE PROCESSING UNIT:TYPE-S1MD-SUB
- 70.D1495810 BRACKET:RACK:UPPER



55.D1495776  
COVER:USB:SMALL



57.D1495801  
COVER:RACK:REAR



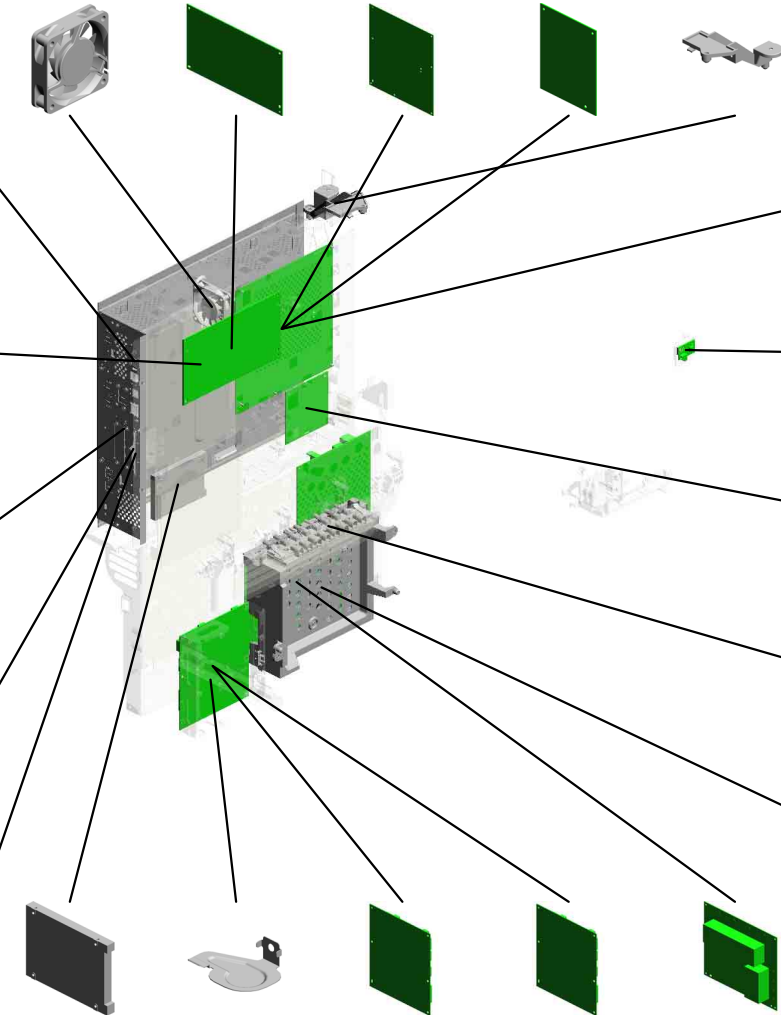
54.D1495772  
PANEL:CONTROL BOARD:PEEN



34.D0895887 (x2)  
PANEL:INTERFACE



33.D0895824  
COVER:SD-CARD: D086/D087



68.M4445201  
HDD:320GB:AQUARIUS

58.D1495824  
COVER:CONNECTOR:HEATER:0.4MM

41.D1495120 (C4503/C5503):PCB:IOB:TRANSPORT: D146/D147/D148/D149

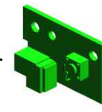
62.D1505120 (C6003):PCB:IOB:TRANSPORT

31.AZ320204  
POWER PACK:CB:H

64.D1505656  
PCB:IPU:SPDF (for D148/D149/D150)



45.D1775686  
PCB:DCSW 201608-01 O/O




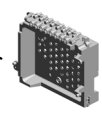
61.D1505114  
BCU:SPDF (for D148/D149/D150)



37.D1475188 (x2) (-NA/-TWN):AC CONTROL BOARD



53.D1495761  
CASE:POWER PACK:CB:ASSY



17.11050764 (x6)  
CLAMP:LWS-1316A



18.11050765 (x3)  
CLAMP:LWS-2218A

78.D1445768  
CABLE:HDD:SATA: POWER\_2P:140

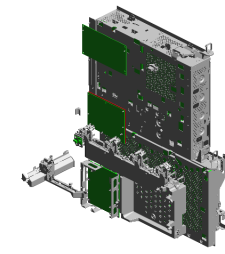
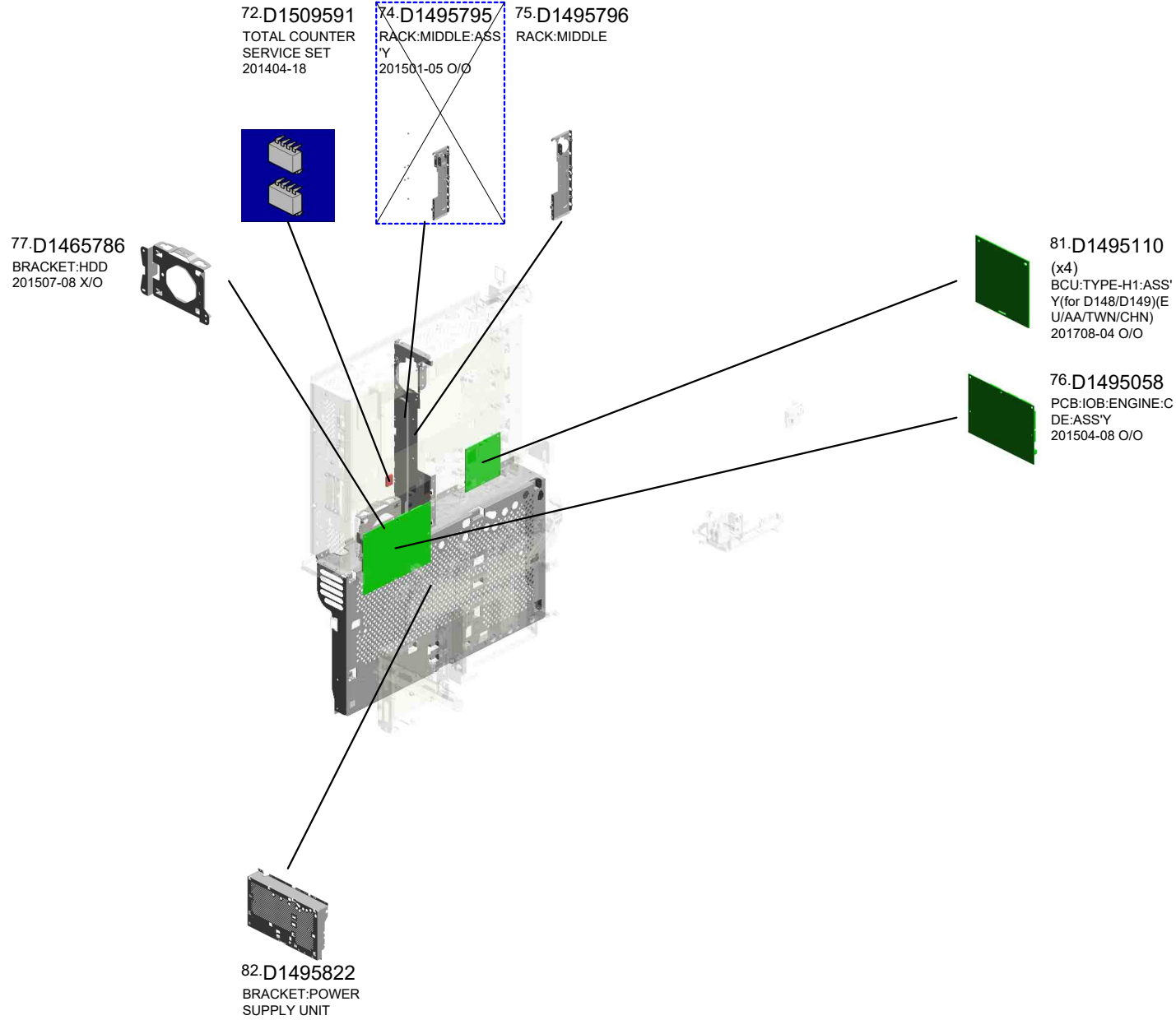
3.04543006Q (x15)  
TAPPING SCREW - M3X6  
4.04543008N (x 2)  
TAPPING SCREW:ROUND POINT:3X8

6.04583008N (x 4)  
HEXAGON HEAD TAPPING SCREW:3X8

U001	U002	U003	U004	U005	U006	U007	U008	U009	U010	U011	U012	U013	U014	<b>U015</b>	U016	U017	U018
------	------	------	------	------	------	------	------	------	------	------	------	------	------	-------------	------	------	------



# U015 ELECTRICAL



U001	U002	U003	U004	U005	U006	U007	U008	U009	U010	U011	U012	U013	U014	U015	U016	U017	U018
------	------	------	------	------	------	------	------	------	------	------	------	------	------	------	------	------	------

U015\_S001  
SAFETY SWITCH:ASS'Y

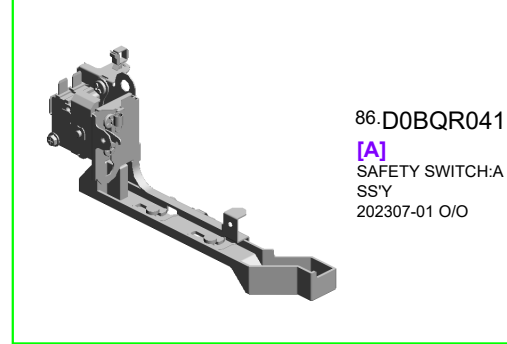
19.12042612  
(x2)  
MICRO SWITCH:D3  
V-16506-3C25

24.AA061128  
TENSION SPRING:  
SAFETY SWITCH:R  
IGHT

46.D1495703  
BRACKET:MICRO  
SWITCH  
202303-02

32.B2231317  
(x3)  
SCREW

14.11050759  
CLAMP:LWSM-060  
5A

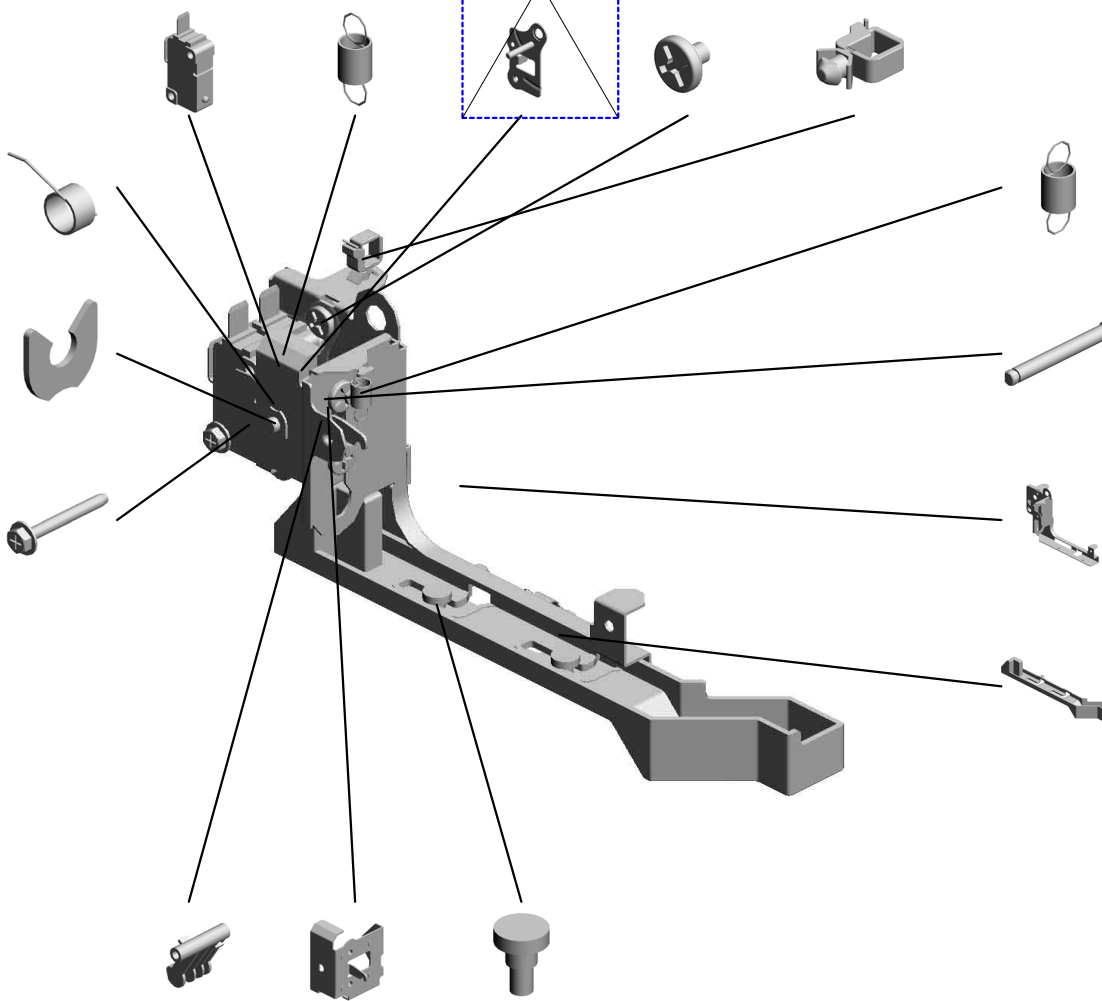


86.D0BQR041  
[A]  
SAFETY SWITCH:A  
SS'Y  
202307-01 O/O

51.D1495718  
TORSION SPRING:  
SAFETY SWITCH

69.08050103  
RETAINING RINGS  
-E:SILENCER:DIA3

1.04513025N  
TAPPING SCREW:  
M3X25



23.AA061127  
(x2)  
TENSION SPRING:  
SAFETY SWITCH:F  
RONT

49.D1495714  
SHAFT:ARM:SAFE  
TY SWITCH

50.D1495717  
BASE:SAFETY SWI  
TCH

52.D1495726  
LEVER:SAFETY S  
WITCH:RIGHT

48.D1495713  
ARM:SAFETY SWI  
TCH:FRONT

47.D1495711  
BRACKET:ARM:SA  
FETY SWITCH:FR  
ONT

35.D1421805  
(x2)  
SHAFT:SCALE


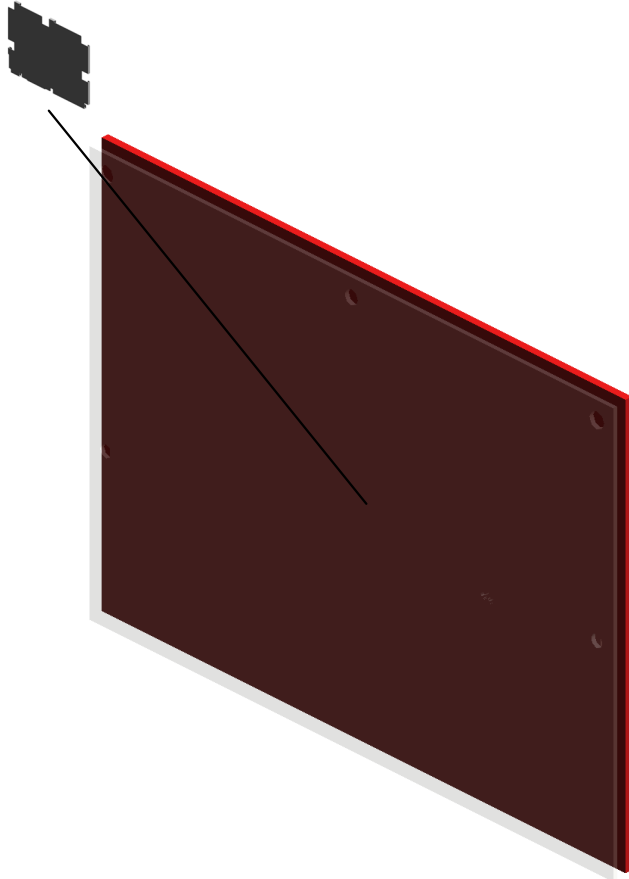


D1495701  
[A]  
SAFETY SWITCH:A  
SS'Y  
202307-01 O/O

U001	U002	U003	U004	U005	U006	U007	U008	U009	U010	U011	U012	U013	U014	U015	U016	U017	U018
------	------	------	------	------	------	------	------	------	------	------	------	------	------	------	------	------	------

U015\_S002  
PCB:IOENGINE:SERVICE:ASS'Y

73.D1491369  
INSULATING SHEET  
T:IOB  
201407-10


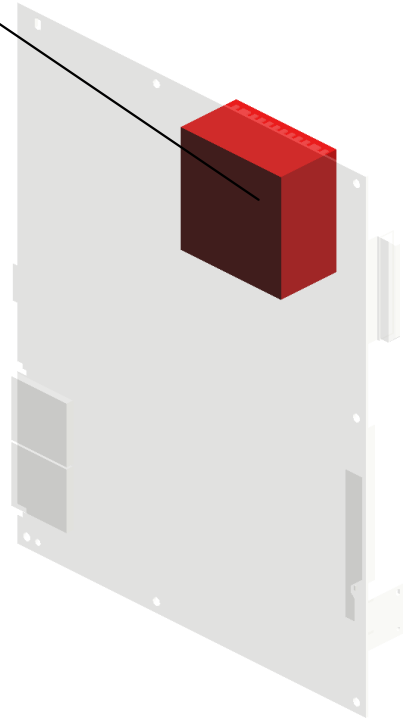
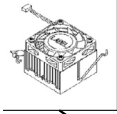


79.D1495059  
PCB:IOENGINE:SERVICE:ASS'Y  
201603-05 O/O

U001	U002	U003	U004	U005	U006	U007	U008	U009	U010	U011	U012	U013	U014	U015	U016	U017	U018
------	------	------	------	------	------	------	------	------	------	------	------	------	------	------	------	------	------

U015\_S003  
(C4503):PCB:EX3\_CTL(AR)

71.D1495614  
HEAT SINKER:EX3:  
FAN  
201404-09



83.D1885216  
[A]  
(C4503):PCB:EX3\_  
CTL(AR)  
202010-03 O/O


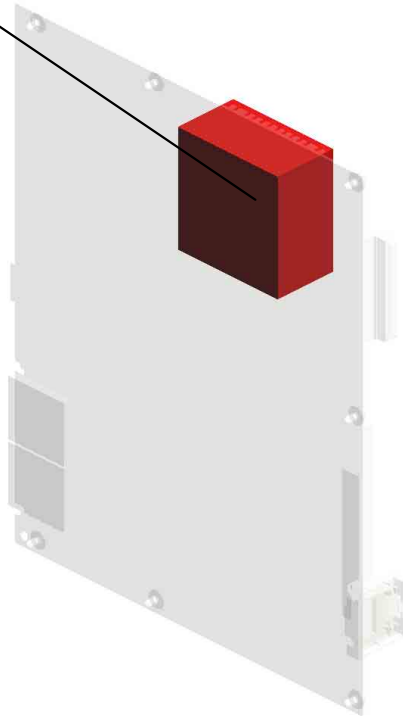
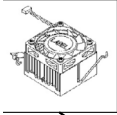


D1885212  
[A]  
(C4503):PCB:MET-  
C1:C:EX3\_CTL(AR)  
:EXP  
202010-03 O/O

U001	U002	U003	U004	U005	U006	U007	U008	U009	U010	U011	U012	U013	U014	U015	U016	U017	U018
------	------	------	------	------	------	------	------	------	------	------	------	------	------	------	------	------	------

U015\_S004  
(C4503 Smart Operation Panel):PCB:CTL:EXP

71.D1495614  
HEAT SINKER:EX3:  
FAN  
201404-09

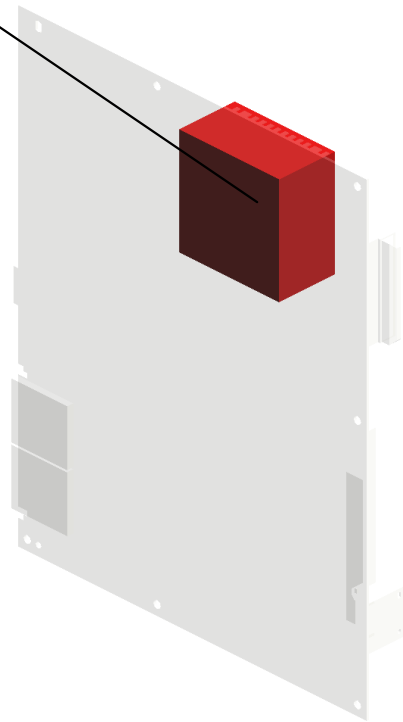
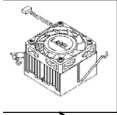


39.D1885232  
(C4503 Smart Oper  
ation Panel):PCB:C  
TL:EXP  
201509-04 O/O

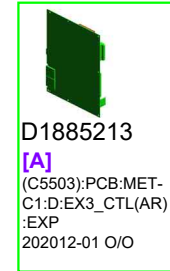
U001	U002	U003	U004	U005	U006	U007	U008	U009	U010	U011	U012	U013	U014	U015	U016	U017	U018
------	------	------	------	------	------	------	------	------	------	------	------	------	------	------	------	------	------

U015\_S005  
(C5503):PCB:EX3\_CTL(AR):EXP

71.D1495614  
HEAT SINKER:EX3:  
FAN  
201404-09



84.D1885218  
[A]  
(C5503):PCB:EX3\_  
CTL(AR):EXP  
202012-01 O/O

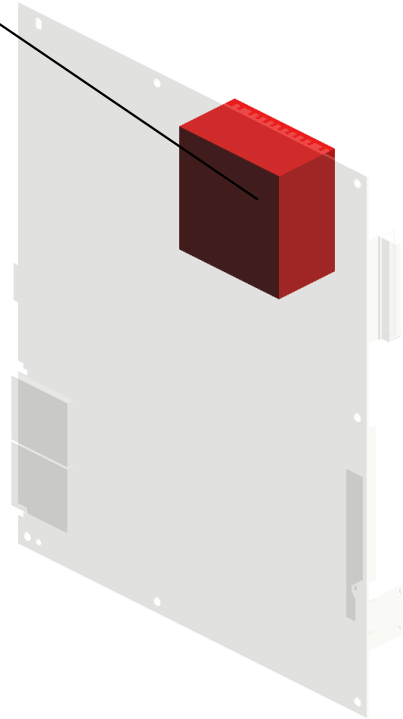
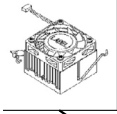


D1885213  
[A]  
(C5503):PCB:MET-  
C1:D:EX3\_CTL(AR)  
:EXP  
202012-01 O/O

U001	U002	U003	U004	U005	U006	U007	U008	U009	U010	U011	U012	U013	U014	U015	U016	U017	U018
------	------	------	------	------	------	------	------	------	------	------	------	------	------	------	------	------	------

U015\_S006  
(C5503 Smart Operation Panel):PCB:D:EX3\_CTL(CH)

71.D1495614  
HEAT SINKER:EX3:  
FAN  
201404-09

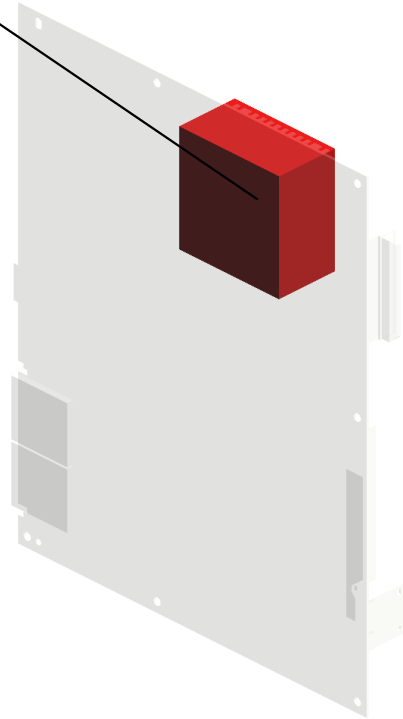
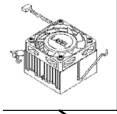


60.D1885233  
(C5503 Smart Oper  
ation Panel):PCB:D:  
EX3\_CTL(CH)  
201604-05 O/O

U001	U002	U003	U004	U005	U006	U007	U008	U009	U010	U011	U012	U013	U014	U015	U016	U017	U018
------	------	------	------	------	------	------	------	------	------	------	------	------	------	------	------	------	------

U015\_S007  
(C6003):PCB:E:EX3\_CTL(AR)

71.D1495614  
HEAT SINKER:EX3:  
FAN  
201404-09



85.D1885219  
[A]  
(C6003):PCB:E:EX3  
\_CTL(AR)  
202208-05 O/O



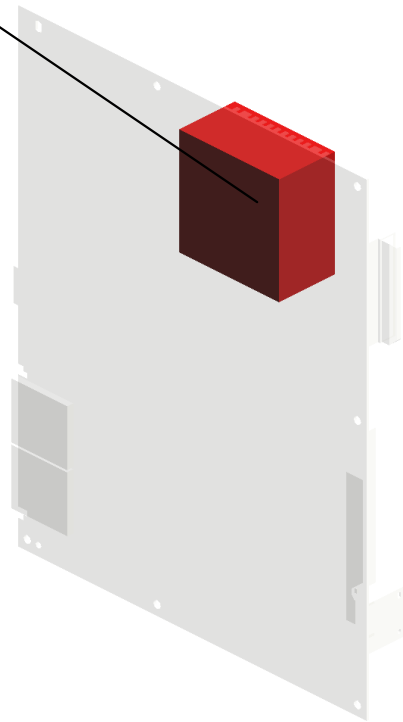
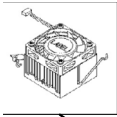
D1885214  
[A]  
(C6003):PCB:E:EX3  
\_CTL(AR):EXP  
202208-05 O/O

U001	U002	U003	U004	U005	U006	U007	U008	U009	U010	U011	U012	U013	U014	U015	U016	U017	U018
------	------	------	------	------	------	------	------	------	------	------	------	------	------	------	------	------	------



U015\_S008  
(C6003 Smart Operation Panel):PCB:E:EX3\_CTL(CH)

71.D1495614  
HEAT SINKER:EX3:  
FAN  
201404-09



66.D1885234  
[A]  
(C6003 Smart Oper  
ation Panel):PCB:E:  
EX3\_CTL(CH)  
201703-02 O/O

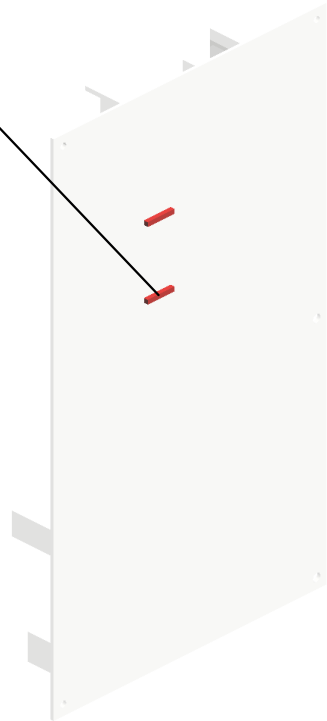


D1495686  
[A]  
PCB:DCSW  
201608-01 O/O

U001	U002	U003	U004	U005	U006	U007	U008	U009	U010	U011	U012	U013	U014	U015	U016	U017	U018
------	------	------	------	------	------	------	------	------	------	------	------	------	------	------	------	------	------

U015\_S009  
(-CHN/-EU/-AA):AC CONTROL BOARD

80.11071239  
(x2)  
(-CHN/-EU/-AA):FU  
SE:TLC-8A-N4  
201612-04

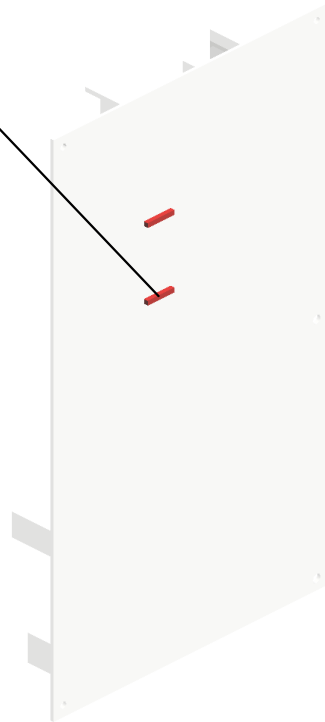


36.D1475186  
(-CHN/-EU/-AA):AC  
CONTROL BOARD

U001	U002	U003	U004	U005	U006	U007	U008	U009	U010	U011	U012	U013	U014	U015	U016	U017	U018
------	------	------	------	------	------	------	------	------	------	------	------	------	------	------	------	------	------

U015\_S010  
(-CHN/-EU/-AA):AC CONTROL BOARD

80.11071239  
(x2)  
(-CHN/-EU/-AA):FU  
SE:TLC-8A-N4  
201612-04



36.D1475186  
(-CHN/-EU/-AA):AC  
CONTROL BOARD

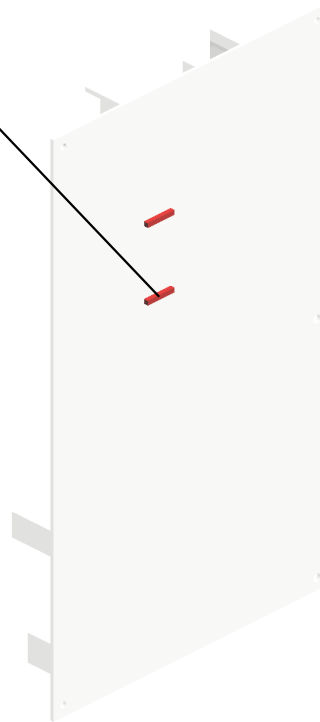
U001	U002	U003	U004	U005	U006	U007	U008	U009	U010	U011	U012	U013	U014	U015	U016	U017	U018
------	------	------	------	------	------	------	------	------	------	------	------	------	------	------	------	------	------

U015\_S011  
(-CHN/-EU/-AA):AC CONTROL BOARD

80.11071239  
(x2)  
(-CHN/-EU/-AA):FU  
SE:TLC-8A-N4  
201612-04



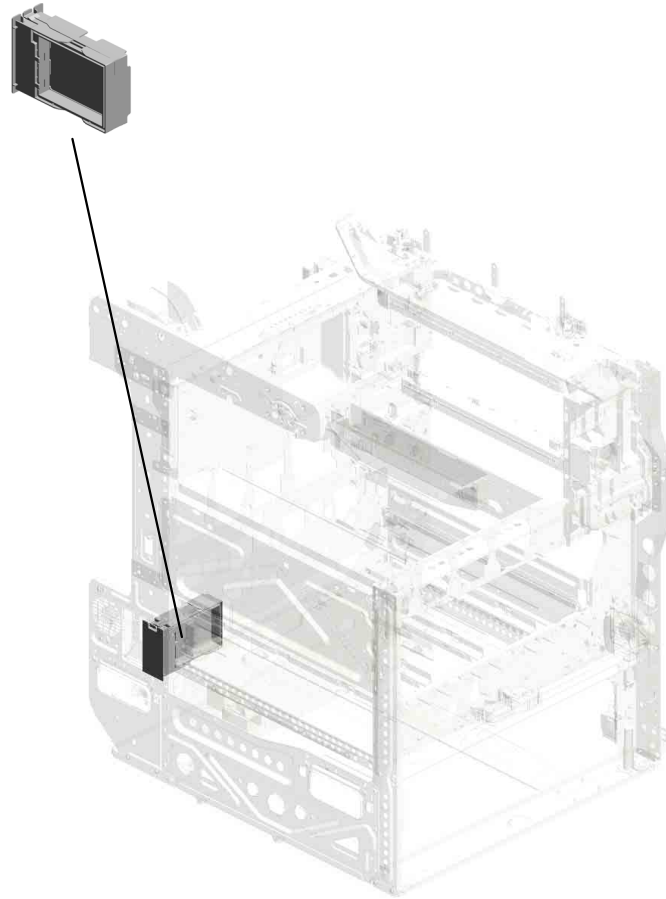
36.D1475186  
(-CHN/-EU/-AA):AC  
CONTROL BOARD



U001	U002	U003	U004	U005	U006	U007	U008	U009	U010	U011	U012	U013	U014	U015	U016	U017	U018
------	------	------	------	------	------	------	------	------	------	------	------	------	------	------	------	------	------


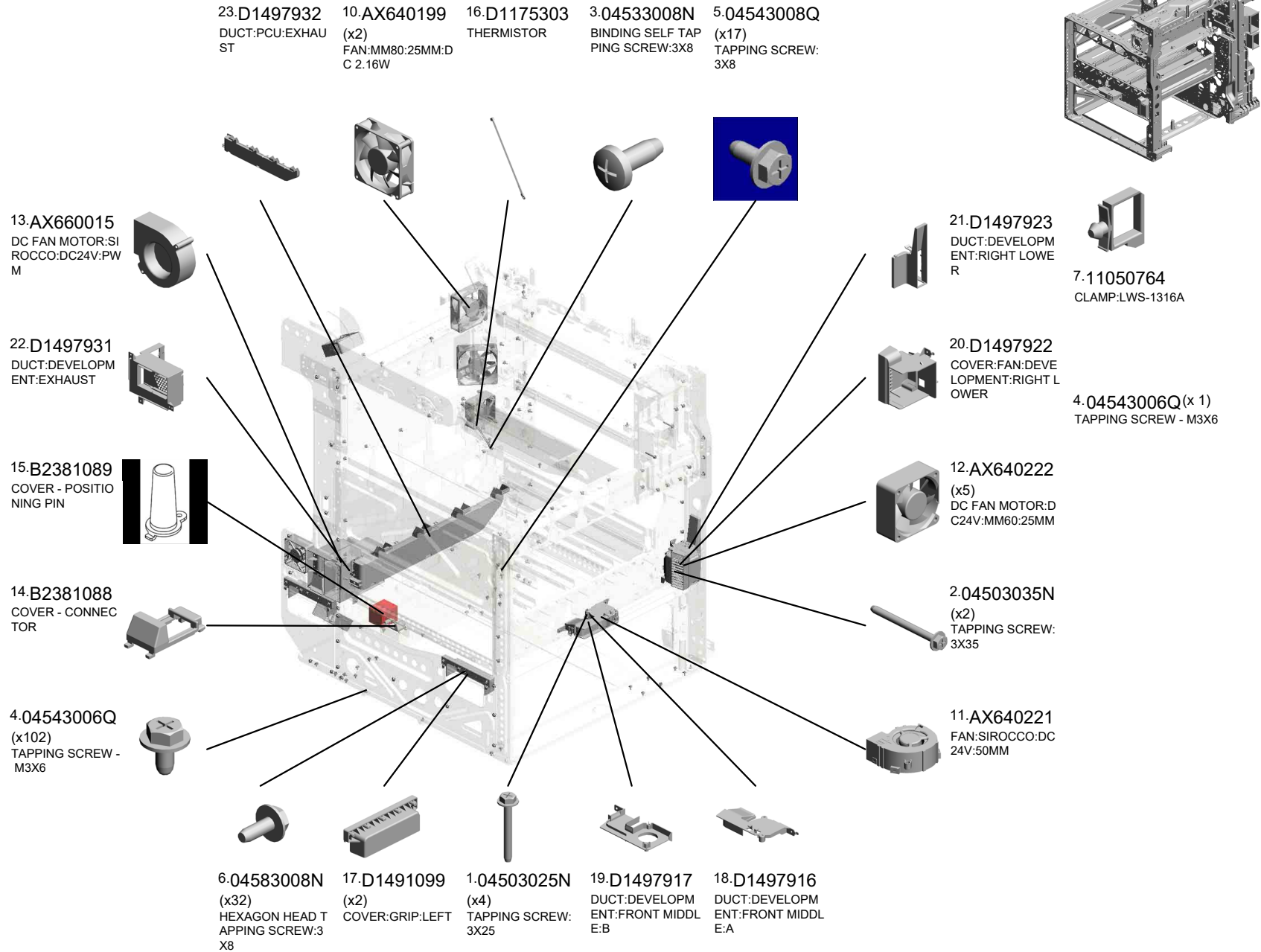
# U016.MAIN FRAME

U016 S001  
D1497935  
CASE:FILTER:ASSY




U001	U002	U003	U004	U005	U006	U007	U008	U009	U010	U011	U012	U013	U014	U015	U016	U017	U018
------	------	------	------	------	------	------	------	------	------	------	------	------	------	------	------	------	------

# U016 MAIN FRAME



U001	U002	U003	U004	U005	U006	U007	U008	U009	U010	U011	U012	U013	U014	U015	U016	U017	U018
------	------	------	------	------	------	------	------	------	------	------	------	------	------	------	------	------	------

# U016 MAIN FRAME



- 31.D1497945 DEODORIZE FILTER
- 36.D1497955 DUCT:SUPPLY:FA N:UPPER
- 37.D1497956 DUCT:SUPPLY:FA N:LOWER
- 28.D1497942 DUCT:EXHAUST:UPPER:B
- 27.D1497941 DUCT:EXHAUST:UPPER:A

43.D1497972  
DUCT:EXHAUST:R  
EAR:B

44.D1497973  
DUCT:EXHAUST:R  
EAR:C

32.D1497951  
DUCT:SUPPLY:A

42.D1497971  
DUCT:EXHAUST:R  
EAR:A

45.D1497981  
DUCT:POWER SUPPLY UNIT:EXHAUST

29.D1497943  
DUCT:EXHAUST:UPPER:C

30.D1497944  
DUCT:EXHAUST:UPPER:D

40.D1497961  
DUCT:PAPER:COOLING:A

41.D1497962  
DUCT:PAPER:COOLING:B

35.D1497954  
DUCT:SUPPLY:D


- 46.D1497982 DUCT:POWER SUPPLY UNIT
- 33.D1497952 DUCT:SUPPLY:B
- 38.D1497957 DUCT:DRIVE:COOLING:A
- 39.D1497958 DUCT:DRIVE:COOLING:B
- 34.D1497953 DUCT:SUPPLY:C

U001	U002	U003	U004	U005	U006	U007	U008	U009	U010	U011	U012	U013	U014	U015	U016	U017	U018
------	------	------	------	------	------	------	------	------	------	------	------	------	------	------	------	------	------


# U016 MAIN FRAME

48.D1497986  
GUIDE:THERMIST  
OR

49.D1501095  
(x2)  
BRACKET:POSITIO  
NING:FUSING UNIT  
:M3



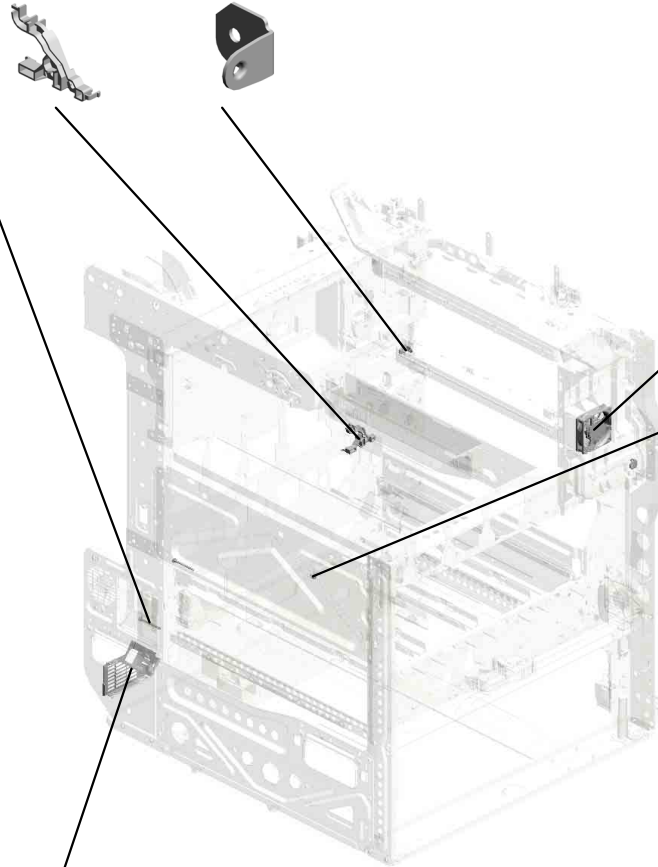
52.08025328  
(x2)  
HEXAGON HEAD T  
APPING SCREW:3  
X40



50.GX640031  
FAN MOTOR:DC:2.  
64W



51.08025299  
TAPPING SCREW -  
M3X8



47.D1497983  
BRACKET:FAN:PO  
WER SUPPLY UNI  
T

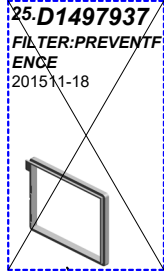


U001	U002	U003	U004	U005	U006	U007	U008	U009	U010	U011	U012	U013	U014	U015	<b>U016</b>	U017	U018
------	------	------	------	------	------	------	------	------	------	------	------	------	------	------	-------------	------	------

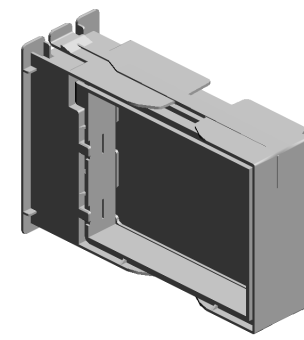


U016\_S001  
CASE:FILTER:ASS'Y

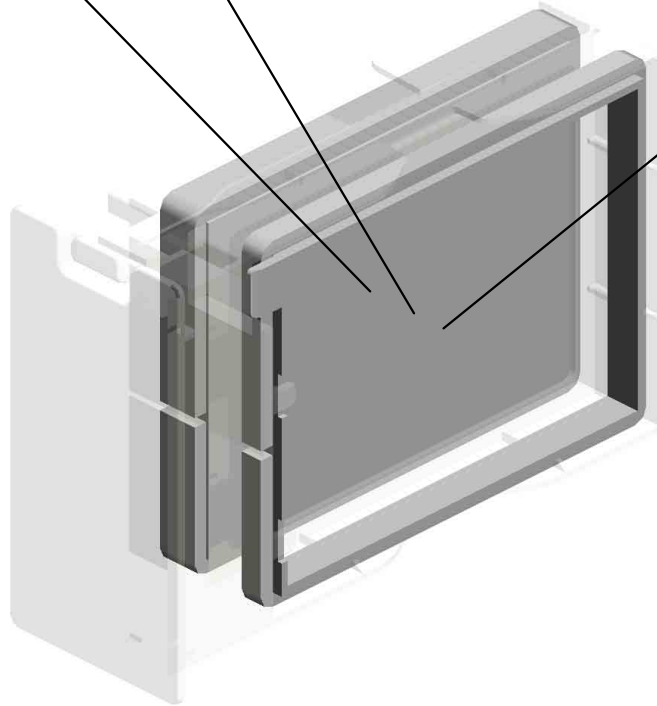
26.D1497938  
OZONE FILTER



~~25.D1497937  
FILTER:PREVENTF  
ENCE  
201511-18~~



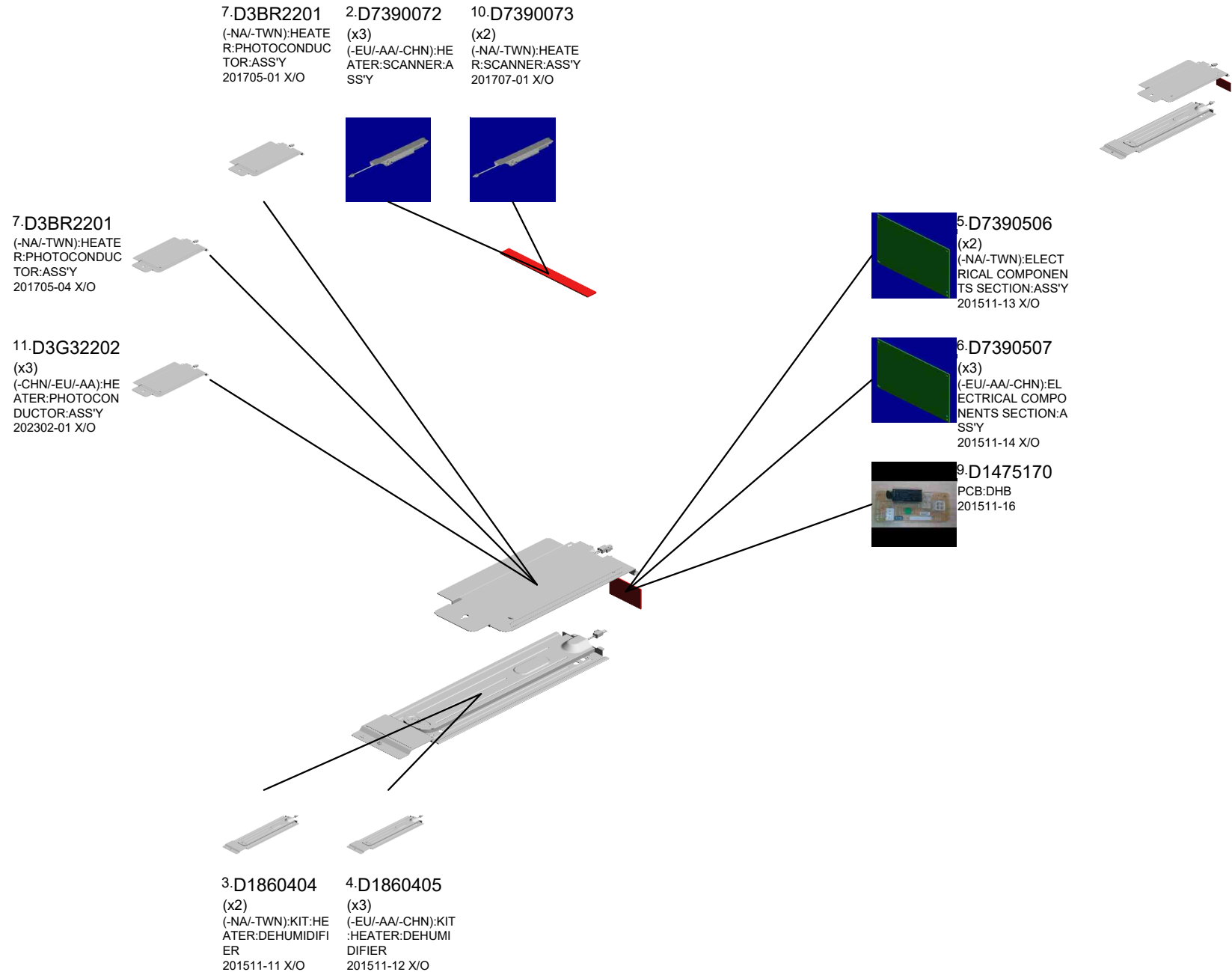
24.D1497935  
CASE:FILTER:ASS'  
Y



25.D1477937  
FILTER:PREVENTF  
ENCE:10  
201511-04 O/O

U001	U002	U003	U004	U005	U006	U007	U008	U009	U010	U011	U012	U013	U014	U015	U016	U017	U018
------	------	------	------	------	------	------	------	------	------	------	------	------	------	------	------	------	------

# U017 HEATER



U001	U002	U003	U004	U005	U006	U007	U008	U009	U010	U011	U012	U013	U014	U015	U016	U017	U018
------	------	------	------	------	------	------	------	------	------	------	------	------	------	------	------	------	------

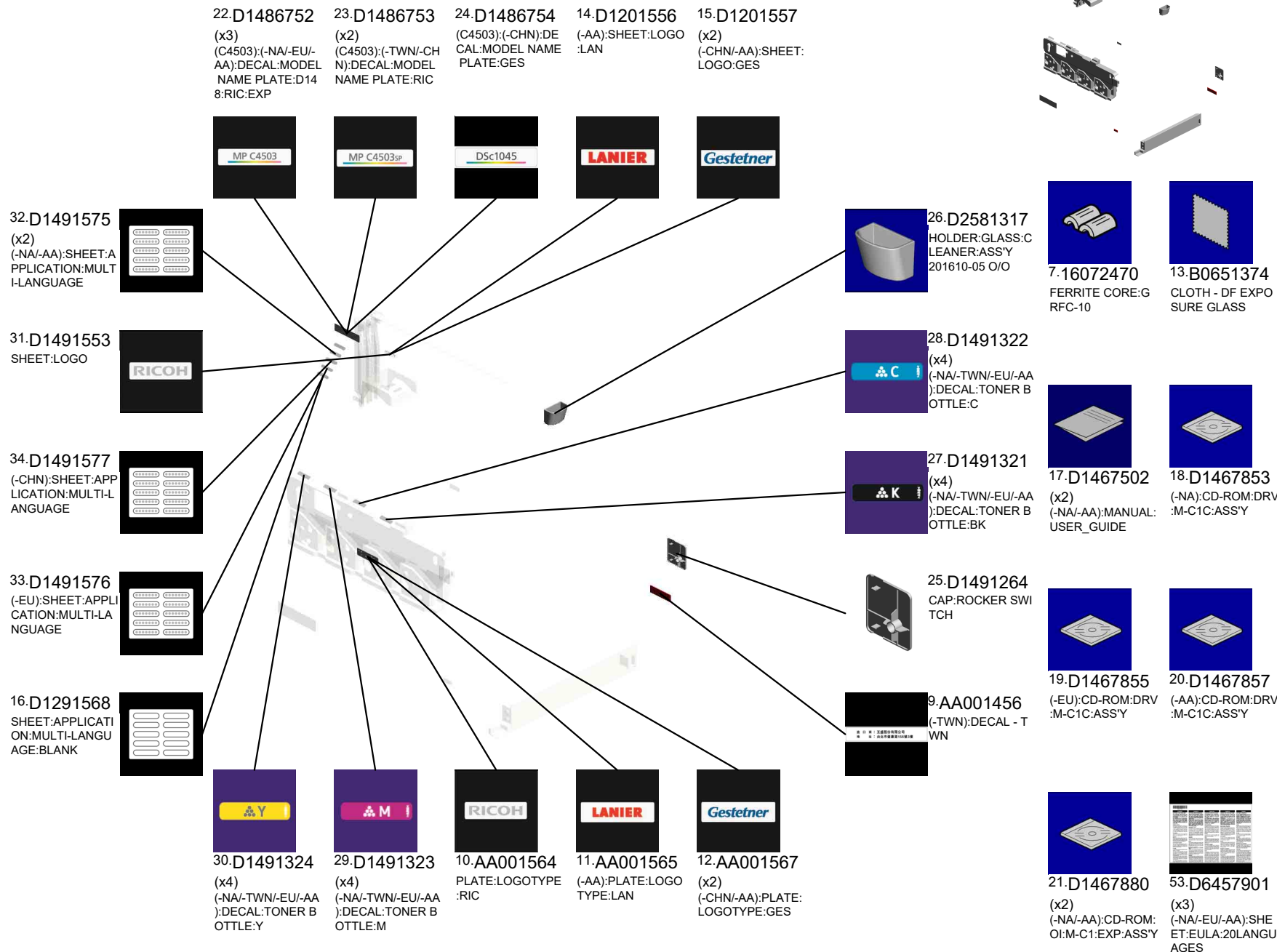
# U018.ACCESSORIES

U018 S001  
D1494472  
END FENCE:TRAY:EXIT:ASS'  
Y

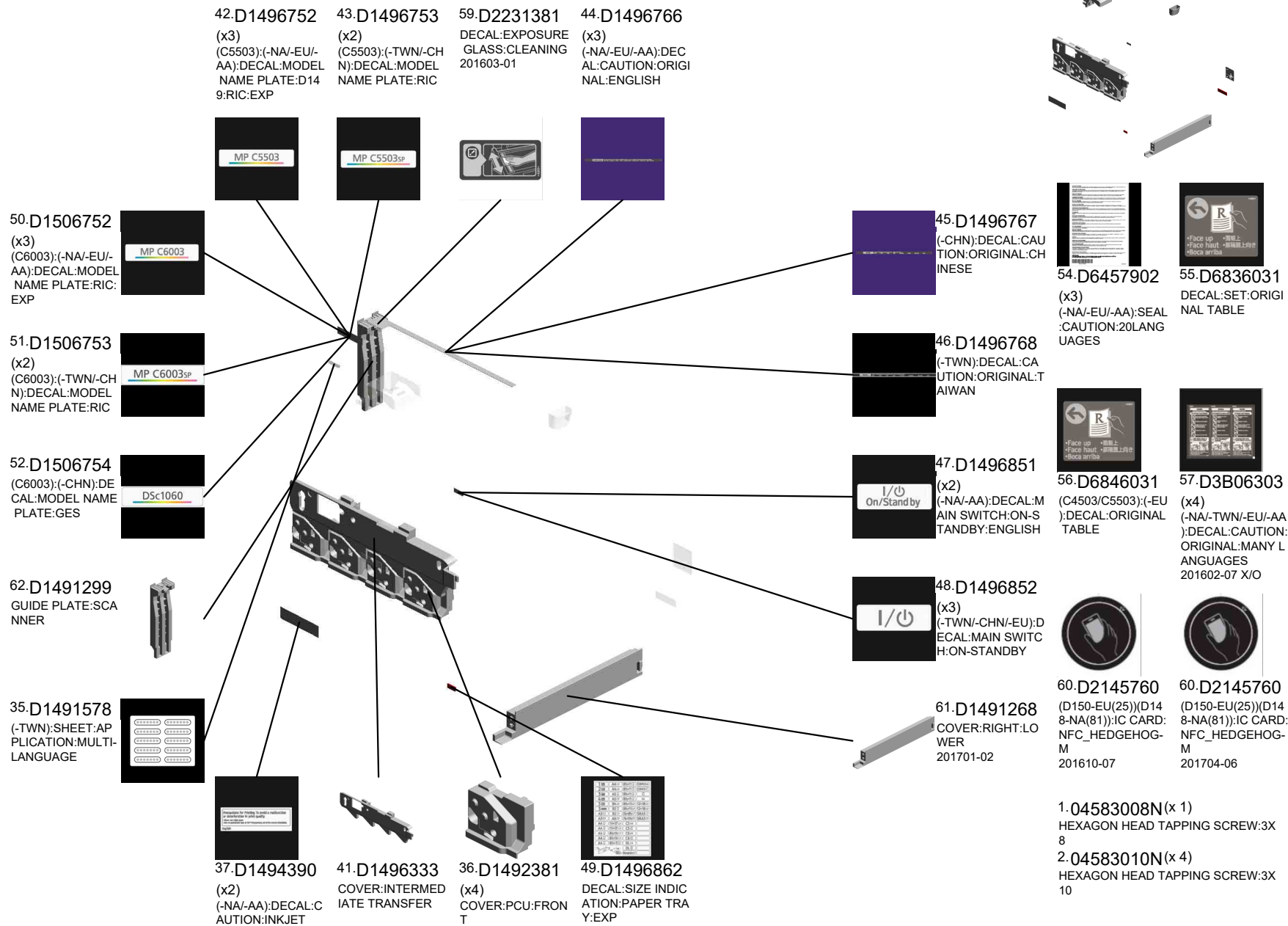


U001	U002	U003	U004	U005	U006	U007	U008	U009	U010	U011	U012	U013	U014	U015	U016	U017	U018
------	------	------	------	------	------	------	------	------	------	------	------	------	------	------	------	------	------


# U018 ACCESSORIES



# U018 ACCESSORIES




U018  
ACCESSORIES



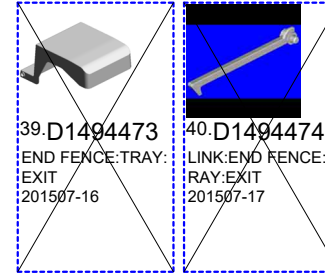
- 3. 11500440(x 1)  
(-NA):POWER SUPPLY CODE:120V:15A
- 4. 11500441(x 2)  
(-EU/-AA):POWER SUPPLY CODE:250V  
:10A
- 5. 11500442(x 1)  
(-CHN):POWER SUPPLY CODE:250V:1  
0A
- 6. 11500443(x 1)  
(-TWN):POWER SUPPLY CODE:125V:1  
5A

U001	U002	U003	U004	U005	U006	U007	U008	U009	U010	U011	U012	U013	U014	U015	U016	U017	U018
------	------	------	------	------	------	------	------	------	------	------	------	------	------	------	------	------	------

U018\_S001  
END FENCE:TRAY:EXIT:ASS'Y



38.D1494472  
END FENCE:TRAY:  
EXIT:ASS'Y



~~39.D1494473  
END FENCE:TRAY:  
EXIT  
201507-16~~

~~40.D1494474  
LINK:END FENCE:T  
RAY:EXIT  
201507-17~~




58.08050103  
RETAINING RINGS  
-E:SILENCER:DIA3

U001	U002	U003	U004	U005	U006	U007	U008	U009	U010	U011	U012	U013	U014	U015	U016	U017	U018
------	------	------	------	------	------	------	------	------	------	------	------	------	------	------	------	------	------

## SPECIAL TOOLS



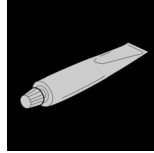
1.52039502  
Silicon Grease G-501



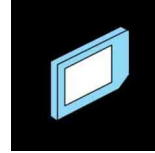
2.A0929503  
C4 COLOR TEST CHART (3 PCS/SET )



3.A1849501  
Scanner Positioning Pin (2pcs/set)



4.A2579300  
GREASE - BARRIERTA S552R



5.B6455020  
SD CARD(1GB)



6.C4019503  
20X MAGNIFICATION SCOPE



7.VSSG9002  
FLUOTRIBO MG GREASE : 100G



## Exclusive Parts

Number	Part Name	Group	ID
52039502	Silicon Grease G-501	SPECIAL TOOLS	1
52062686	SNAP RING	U001	4
		U005_S001	11
		U005_S002	11
		U005_S004	11
52152621	SNAP RING - M6	U010	8
		U013	17
54472681	SNAP RING	U010	9
		U013	18
A0929503	C4 COLOR TEST CHART (3 PCS/SET)	SPECIAL TOOLS	2
A1849501	Scanner Positioning Pin (2pcs/set)	SPECIAL TOOLS	3
A2324666	CUSHION - STEPPER MOTOR	U003_S001	16
		U012_S001_S001	11
A2501752	EXPOSURE GLASS	U003	17
A2579300	GREASE - BARRIERTA S552R	SPECIAL TOOLS	4
AA001456	(-TWN):DECAL - TWN	U018	9
AA001564	PLATE:LOGOTYPE:RIC	U018	10
AA001565	(-AA):PLATE:LOGOTYPE:LAN	U018	11
AA001567	(-CHN/-AA):PLATE:LOGOTYPE:GES	U018	12
AA043980	TIMING BELT:30S2M300	U013_S002	21
AA060151	TENSION SPRING	U008_S003	7
AA061121	TORSION SPRING:STRIPPER PLATE:FRONT	U011_S001	19
		U011_S002	19
		U011_S003	19
		U011_S004	19
		U011_S005	19
AA061122	TORSION SPRING:STRIPPER PLATE:REAR	U011_S001	20
		U011_S002	20
		U011_S003	20
		U011_S004	20
		U011_S005	20
AA061127	TENSION SPRING:SAFETY SWITCH:FRONT	U015_S001	23
AA061128	TENSION SPRING:SAFETY SWITCH:RIGHT	U015_S001	24
AA063499	PRESSURE SPRING	U013_S002_S002	22

Number	Part Name	Group	ID
AA063711	(C6003):COMPRESSION SPRING:APER THICK:SENSOR:1N	U013_S002_S004_S001	23
AA063941	COMPRESSION SPRING:REGISTRATION:INNER:DRIVE	U010_S001	10
AA063942	COMPRESSION SPRING:REGISTRATION:DRIVE	U010_S001	11
AA063943	COMPRESSION SPRING:GUIDE PLATE:REGISTRATION:4N	U010_S001	12
AA066423	TORSION SPRING:GUIDE:FUSING EXIT	U011_S001	21
		U011_S002	21
		U011_S003	21
		U011_S004	21
		U011_S005	21
AA080346	BUSHING:FLANGE TYPE:DIA6	U010_S001	13
AA082101	BUSHING - 6X10X6	U008	8
AA082144	BUSHING - 8X12X7	U003	18
		U010	14
AA082170	PLAIN SHAFT BEARING:DIA4XDIA8X5:EG-1	U012_S001	12
		U013_S001	24
		U013_S001_S004	24
		U013_S002	24
		U013_S002_S002	24
AA082171	PLAIN SHAFT BEARING:6X10X6	U013_S001_S004	25
		U013_S002_S002	25
AA082173	PLAIN SHAFT BEARING:6X10X6	U005	14
		U005_S001	14
		U005_S002	14
		U005_S004	14
		U005_S004_S001	14
		U012_S001	13
		U013_S001	26
		U013_S001_S004	26
		U013_S002	26
AA082174	PLAIN SHAFT BEARING:6X10X9	U005_S001	15
		U005_S002	15
		U005_S004	15
AA082175	PLAIN SHAFT BEARING:8X12X7	U005	16

Exclusive Parts

Number	Part Name	Group	ID
AA082187	BUSHING:DIA6XDIA10X9:EG-1	U013_S001_S004	27
		U013_S002_S002	27
AA083014	ONE-WAY CLUTCH	U013_S001	28
		U013_S002	28
AA083018	ROLLER CLUTCH - 6X14X10	U013_S001	29
		U013_S002	29
AA100014	RETAINING RING C - SEPARATE	U005_S001	17
		U005_S002	17
		U005_S004	17
		U013_S001_S004	30
		U013_S002_S002	30
AA120149	DISCHARGE BRUSH:PRESSURE ROLLER	U011_S001	22
		U011_S002	22
		U011_S003	22
		U011_S004	22
		U011_S005	22
AA143219	STEPPED SCREW	U011	23
AA143537	SCREW:M3:BLACK	U001	5
		U003	19
AA143579	SCREW - M3	U013_S001_S004	31
		U013_S002_S002	31
AA143592	SCREW- M4X6	U015	25
AA143595	STEPPED SCREW:M3	U001	6
AA143807	SCREW:A	U013_S001	32
		U013_S002	32
AA143848	STEPPED SCREW - M3	U015	26
AA143850	(C6003):FLAT SCREW:M3X5:SIDE FENCE	U013_S002_S001	33
AA143882	SCREW:DIA5:1.5T	U008_S003	9
AA148836	SHAFT:GEAR:IDLER:WORM GEAR	U011	24
AA161167	BUSHING:HDD	U015	27
AB010156	GEAR:SEPARATE:DRIVE	U013_S001_S004	34
		U013_S002_S002	34
AB010157	GEAR:SEPARATE:DRIVEN	U013_S001_S004	35
		U013_S002_S002	35
AB011252	GEAR - 20Z	U013_S001_S004	36
		U013_S002_S002	36
AB011571	GEAR:Z19:DRIVE:REGISTRATION	U010_S001	15

Number	Part Name	Group	ID
AB011572	GEAR:Z19:DRIVEN:REGISTRATION	U005	18
AB011573	GEAR:REGISTRATION:NO.2	U005	19
AB012099	GEAR:ON-OFF:PRESSURE ROLLER	U011_S001	28
		U011_S002	28
		U011_S003	28
		U011_S004	28
		U011_S005	28
AB012102	GEAR:IDLER:WORM GEAR	U011	29
AB012103	GEAR:IDLER:LIGHT SHIELDING PLATE	U011	30
AB012116	GEAR:DRIVE:FUSING UNIT	U011_S001	25
		U011_S002	25
		U011_S003	25
		U011_S004	25
		U011_S005	25
AB012119	GEAR:PRESSURE ROLLER	U011_S001	101
		U011_S002	101
		U011_S003	101
		U011_S004	101
		U011_S005	101
AB012120	GEAR:IDLER:PRESSURE ROLLER	U011_S001	102
		U011_S002	102
		U011_S003	102
		U011_S004	102
		U011_S005	102
AC030169	MIRROR:NO.1	U003_S002	20
AE020247	PRESSURE ROLLER:DIA32:SERVICE PARTS	U011_S004	31
		U011_S005	31
AE020268	PRESSURE ROLLER:DIA32:SERVICE PARTS	U011_S001	108
		U011_S002	108
		U011_S003	108
AE030074	BALL BEARING:DIA17XDIA26X5	U011_S001	32
		U011_S002	32
		U011_S003	32
		U011_S004	32
		U011_S005	32
AF013016	BOTTOM PLATE PAD	U013_S001_S003	37

## Exclusive Parts

Number	Part Name	Group	ID
		U013_S002_S001	37
AF013019	PAD:TRAY BOTTOM PLATE	U005_S007_S004	147
		U005_S008_S004	147
		U005_S009_S004	147
		U005_S010_S004	147
		U005_S011_S004	147
		U005_S012_S004	147
AF020799	REGISTRATION ROLLER:DRIVE	U010_S001	16
AF030049	PICK-UP ROLLER	U013_S001_S004	38
		U013_S002_S002	38
AF030094	PAPER FEED ROLLER:PICKUP	U005_S001	21
		U005_S002	21
		U005_S004	21
AF031046	FEED ROLLER - MANUAL FEED	U013_S001_S004	39
		U013_S002_S002	39
AF031094	PAPER FEED ROLLER:FEED	U005_S001	22
		U005_S002	22
		U005_S004	22
AF032046	SEPARATION ROLLER - MANUAL FEED	U013_S001_S004	40
		U013_S002_S002	40
AF032094	PAPER FEED ROLLER:SEPARATE	U005_S001	23
		U005_S002	23
		U005_S004	23
AF040064	ROLLER:DRIVEN:FUSING EXIT	U011_S001	33
		U011_S002	33
		U011_S003	33
		U011_S004	33
		U011_S005	33
AF040571	GUIDE ROLLER	U012_S001	14
AF040575	DRIVEN ROLLER	U012_S001	15
AG070513	MAGNET CATCH	U001	7
AG070514	MAGNET CATCH	U009	8
AG071007	LATCH - BY PASS FEED TABLE	U001	8
AW010147	PHOTO REFLECTION SENSOR	U011	34
AW010155	ORIGINAL SENSOR:66MM:3.3V	U003	21
AW010200	PAPER FEED SENSOR:FUSING EXIT	U010_S001_S001	17
AW020190	PHOTOINTERRUPTOR	U011	35

Number	Part Name	Group	ID
AW020198	PHOTOINTERRUPTOR:LG2A14NL1	U009	9
		U014_S002	13
AW020209	(C6003):ENCODER:PAPER THICK	U013_S002_S004	42
		S001	
AW020214	PHOTOINTERRUPTOR:LG248NL1A	U003	23
AW020234	PHOTOINTERRUPTOR:GP1A173LCS5F	U005_S001	152
		U005_S002	152
		U005_S004	152
		U008	45
		U010	61
		U012_S001	63
		U013_S001_S003	251
		U013_S001_S004	251
		U013_S002_S001	251
		U013_S002_S002	251
AW020249	PHOTOINTERRUPTOR:FLAT:PICH2MM:M4	U003	22
AW100150	NON-CONTACT TYPE THERMISTOR:NC-F10:MIDDLE	U011_S001	37
		U011_S002	37
		U011_S003	37
		U011_S004	37
		U011_S005	37
AW100151	NON-CONTACT TYPE THERMISTOR:NC-F10:FRONT	U011_S001	38
		U011_S002	38
		U011_S003	38
		U011_S004	38
		U011_S005	38
AW100154	THERMISTOR:PRESSURE:MIDDLE	U011_S001	39
		U011_S002	39
		U011_S003	39
		U011_S004	39
		U011_S005	39
AW100156	THERMISTOR:PRESSURE:FRONT:2P	U011_S001	40
		U011_S002	40
		U011_S003	40
		U011_S004	40
		U011_S005	40

## Exclusive Parts

Number	Part Name	Group	ID
AW100183	THERMOPILE	U011	103
AW110111	THERMOSTAT:MIDDLE	U011_S001	41
		U011_S002	41
		U011_S003	41
		U011_S004	41
		U011_S005	41
AW110112	THERMOSTAT:REAR	U011_S001	42
		U011_S002	42
		U011_S003	42
		U011_S004	42
		U011_S005	42
AW140016	TEMPERATURE & HUMIDITY SENSOR	U008	11
AW500024	PUSH SWITCH	U005	25
AW500039	(C4503/C5503):ROTARY SWITCH:APER SIZE SENSOR:CW	U013_S001_S003	43
AW500049	PUSH SWITCH:SW1AG-550	U005	148
		U009	37
		U013	250
		U013_S001	250
		U013_S002	250
AX040273	DC MOTOR:RISING TRAY:ASS'Y:1.007W:BRUSH	U005	27
AX050000	DC BRUSHLESS MOTOR:DEVELOPMENT:BLACK:9.3W	U014_S001	14
AX060435	DC MOTOR:GEAR:10W:BRUSHLESS	U013	45
		U013_S001	45
		U013_S002	45
		U014_S003	15
		U014_S004	15
		U014_S005	15
AX060441	DC BRUSHLESS MOTOR:FUSING UNIT:26.8W	U014_S005	16
AX060442	DC BRUSHLESS MOTOR:DRUM:COLLAR:25.8W	U014_S001	17
AX060443	DC BRUSHLESS MOTOR:DEVELOPMENT:COLLAR:29.3W	U014_S001	18
AX060444	DC BRUSHLESS MOTOR:DRUM:T	U014_S001	19

Number	Part Name	Group	ID
	RANSFER:22.6W		
AX060471	DC POLYGON MIRROR MOTOR	U004_S001	6
AX640199	FAN:MM80:25MM:DC 2.16W	U016	10
AX640221	FAN:SIROCCO:DC24V:50MM	U016	11
AX640222	DC FAN MOTOR:DC24V:MM60:25MM	U016	12
AX660015	DC FAN MOTOR:SIROCCO:DC24V:PWM	U016	13
AZ240222	(-NA/-TWN):DC POWER SUPPLY:D148/D149/D150:450.3W	U015	28
AZ240224	(-CHN/-EU/-AA):DC POWER SUPPLY:450.3W:D148/D149/D150	U015	29
AZ320197	POWER PACK:TTS:H	U015	30
AZ320204	POWER PACK:CB:H	U015	31
B0651374	CLOTH - DF EXPOSURE GLASS	U018	13
B2231099	FLAT SCREW	U013_S001_S003	46
B2231163	JOINT:ON-OFF:INTERMEDIATE TRANSFER	U014_S001	33
B2231317	SCREW	U015_S001	32
B2233241	SPRING:SHUTTER:PUMP UNIT	U007	12
B2234552	BUSHING:DIA4	U013_S001	47
		U013_S002	47
B2236069	JOINT:DRIVE:INTERMEDIATE TRANSFER	U008_S001	12
B2236476	BUSHING - DIA5	U009	11
B2342864	PAD:CLEANER	U005_S007_S001	28
		U005_S007_S002	28
		U005_S008_S001	28
		U005_S008_S002	28
		U005_S009_S001	28
		U005_S009_S002	28
		U005_S010_S001	28
		U005_S010_S002	28
		U005_S011_S001	28
		U005_S011_S002	28
		U005_S012_S001	28
		U005_S012_S002	28
B2381088	COVER - CONNECTOR	U016	14

## Exclusive Parts

Number	Part Name	Group	ID
B2381089	COVER - POSITIONING PIN	U016	15
B2381806	IDLER PULLEY	U003	24
B2381807	PULLEY	U003	25
B6455020	SD CARD(1GB)	SPECIAL TOOLS	5
B8303504	TIMING BELT - 40S2M100	U005_S001	29
		U005_S002	29
		U005_S004	29
C4019503	20X MAGNIFICATION SCOPE	SPECIAL TOOLS	6
D0092573	PULLEY - VERTICAL TRANSPORT	U013_S001_S001	48
		U013_S001_S002	48
		U013_S002_S003	48
		U013_S002_S004	48
D0092574	PULLEY - IDLER	U013_S001_S001	49
		U013_S001_S002	49
		U013_S002_S003	49
		U013_S002_S004	49
D0094407	FEELER - OVERFLOW	U012_S001	18
D0094455	CUSHION - DC SOLENOID	U012_S001	19
		U013_S001	50
		U013_S002	50
		U013_S002_S001	50
D0094485	BUSHING - GATE	U013_S001	51
		U013_S002	51
D0094487	COMPRESSION SPRING - GATE	U013_S001	52
		U013_S002	52
D0094489	DRIVEN ROLLER	U013_S001	53
		U013_S002	53
D0291749	PULLEY:PROTECTION	U003	26
D0292677	TRANSPORT BELT:DRIVEN:VERTICAL TRANSPORT	U013_S001_S001	54
		U013_S001_S002	54
		U013_S002_S003	54
		U013_S002_S004	54
D0392993	SHAFT:TRANSPORT BELT:PULLEY	U013_S001_S001	55
		U013_S001_S002	55
		U013_S002_S003	55

Number	Part Name	Group	ID
		U013_S002_S004	55
		S001	
D0394525	COMPRESSION SPRING:SHAFT:GUIDE PLATE:EXIT	U013_S001	56
		U013_S002	56
D0394529	STOPPER:GUIDE PLATE:ROLLER:DRIVEN	U013_S001	57
		U013_S002	57
D0394597	TENSION SPRING:DRIVEN ROLLER	U013_S001	59
		U013_S002	59
D0394912	DISCHARGE BRUSH:REVERSE	U012_S001	20
D0394925	ROLLER:REVERSE:DRIVEN	U012_S001	21
D0394927	COMPRESSION SPRING:PRESSURE:REVERSE:DRIVEN	U012_S001	22
D0895824	COVER:SD-CARD:D086/D087	U015	33
D0895887	PANEL:INTERFACE	U015	34
D0AF1290	COVER:SCANNER:UPPER:REAR	U001	66
D0AF3307	BASE:TONER SUPPLY	U007	23
D0BQ1375	GEAR:PRESSURE RELEASE:NO.1:MECHANICAL ROLLER CLUTCH:U	U014_S005	32
D0BQ2071	CHARGE UNIT:ASS'Y	U006_S001_S001	52
		U006_S002_S001	52
		U006_S003_S001	52
		U006_S004_S001	52
D0BQ2608	SHAFT:SEPARATOR:DRIVEN:ASS'Y	U013_S001_S004	186
D0BQ2615	GUIDE PLATE:SEPARATOR:ASS'Y	U013_S001_S004	245
		U013_S002_S002	245
D0BQ2619	SHAFT:SEPARATOR:DRIVE:ASS'Y	U013_S001_S004	70
D0BQ2653	COIL SPRING:PRESSURE:SEPARATOR	U013_S001_S004	22
D0BQ2688	TENSION SPRING:WIRE	U013_S001_S003	97
D0BQ2701	(C4503/C5503):PAPER FEED UNIT:NO.1:ASS'Y	U005_S002	153
D0BQ2773	PULLEY:PICKUP:MECHANICAL ROLLER CLUTCH:U	U005_S001	58
		U005_S002	58
		U005_S004	58
D0BQ2777	SHAFT:FEED:ASS'Y	U005_S001	150
		U005_S002	150
		U005_S004	150

## Exclusive Parts

Number	Part Name	Group	ID
D0BQ2785	PLAIN SHAFT BEARING:FEED	U005_S001	151
		U005_S002	151
		U005_S004	151
D0BQ2805	PAPER TRAY:NO.2:ASS'Y	U005_S008	155
		U005_S009	155
		U005_S010	155
		U005_S011	155
		U005_S012	155
D0BQ2840	END FENCE:PAPER TRAY:ASS'Y	U005_S007_S003	154
		U005_S008_S003	154
		U005_S009_S003	154
		U005_S010_S003	154
		U005_S011_S003	154
D0BQ2850	TRAY BOTTOM PLATE:ASS'Y	U005_S007_S004	92
D0BQ2873	TRAY BOTTOM PLATE:NO.2:ASS'Y	U005_S008_S004	149
		U005_S009_S004	149
		U005_S010_S004	149
		U005_S011_S004	149
D0BQ2880	SIDE FENCE:REAR:ASS'Y	U005_S008_S002	156
		U005_S009_S002	156
		U005_S010_S002	156
		U005_S011_S002	156
D0BQ3219	DRIVE UNIT:TONER BOTTLE:ASS'Y	U007_S001	13
		U007_S002	13
		U007_S003	13
		U007_S004	13
D0BQ3242	TONER HOPPER:TONER SUPPLY: BK:ASS'Y	U007_S013	39
D0BQ3272	TONER HOPPER:TONER SUPPLY: C:ASS'Y	U007_S014	40
D0BQ3282	TONER HOPPER:TONER SUPPLY: M:ASS'Y	U007_S015	41
D0BQ3283	TRANSPORT SCREW:NOZZLE:BK: ASS'Y	U007_S009	46
D0BQ3284	TRANSPORT SCREW:NOZZLE:CM	U007_S010	45

Number	Part Name	Group	ID
	Y:ASS'Y	U007_S011	45
		U007_S012	45
D0BQ3312	TONER HOPPER:TONER SUPPLY: Y:ASS'Y	U007_S016	42
D0BQ4645	SYNCHRONOUS BELT:30S2M118	U013_S001	114
D0BQ4646	SYNCHRONOUS BELT:30S2M262	U013_S001	115
D0BQ4648	SYNCHRONOUS BELT:30S2M300	U013_S001	21
D0BQ4654	SHAFT:LEVER:LOCK	U013_S001	256
		U013_S002	256
D0BQ5172	PCB:TCB	U007_S009	38
		U007_S010	38
		U007_S011	38
		U007_S012	38
D0BQ6060	TRANSFER ROLLER:FC:ASS'Y	U008_S001	46
D0BQ6125	ROLLER:FLAT BELT-TRANSFER:F ACE FRONT:ASS'Y	U008_S001	43
D0BQ6141	CLEANING UNIT:BELT CLEANING: ASS'Y	U008	48
D0BQ6311	GEAR:ON-OFF:COLLAR:OUTPUT: HS	U008	30
<b>D0BQR041</b>	<b>SAFETY SWITCH:ASS'Y</b>	<b>U015_S001</b>	<b>86</b>
D0E32582	GUIDE PLATE:REGISTRATION:FR ONT RIGHT	U010_S001	20
D0E32721	GUIDE PLATE:SWIVEL:NO.2	U005	50
D0E32835	RACK:SIDE FENCE	U005_S007	80
		U005_S008	80
		U005_S009	80
		U005_S010	80
		U005_S011	80
		U005_S012	80
D1054365	HOLDER:THERMOPILE	U011	43
D1124264	DECAL:WARNING (HIGH TEMPER ATURE):FUSING	U011_S001_S001	44
		U011_S002_S001	44
		U011_S003_S001	44
		U011_S004_S001	44
		U011_S005_S001	44
D1175303	THERMISTOR	U016	16
D1175916	STEPPED SCREW:M3X8:SECOND	U008	13

## Exclusive Parts

Number	Part Name	Group	ID
	KIND		
D1201556	(-AA):SHEET:LOGO:LAN	U018	14
D1201557	(-CHN/-AA):SHEET:LOGO:GES	U018	15
D1291508	KEYTOP:HOME	U002_S003	9
		U002_S004	9
		U002_S005	9
		U002_S006	9
		U002_S007	9
D1291528	SHEET:KEYTOP:LEFT	U002_S003	10
		U002_S004	10
		U002_S005	10
		U002_S006	10
		U002_S007	10
D1291568	SHEET:APPLICATION:MULTI-LANGUAGE:BLANK	U018	16
D1292783	TORQUE LIMITER MECHANICAL CLUTCH:40MM:DIA18	U005_S001	31
		U005_S002	31
		U005_S004	31
		U013_S001_S004	60
		U013_S002_S002	60
D1365510	LED:CONNECTOR:RED	U010_S001_S001	19
		U013_S001	61
		U013_S002	61
D1365709	PCB:EX3_DDR3-DIMM:RC-A:2GB:ASS'Y	U015	21
D1421805	SHAFT:SCALE	U015_S001	35
D1441085	STEPPED SCREW:M3	U011_S001	45
		U011_S002	45
		U011_S003	45
		U011_S004	45
		U011_S005	45
D1444484	SHOULDER SCREW - M3	U012_S001	23
D1444489	STOPPER:DRIVEN ROLLER	U013_S001_S001	62
		U013_S001_S002	62
		U013_S002_S003	62
		U013_S002_S004	62
D1445768	CABLE:HDD:SATA:POWER_2P:140	U015	78

Number	Part Name	Group	ID
D1461488	PCB:OP-R:ASS'Y	U002_S003	19
		U002_S004	19
		U002_S005	19
		U002_S006	19
		U002_S007	19
D1465786	BRACKET:HDD	U015	77
D1467502	(-NA/-AA):MANUAL:USER_GUIDE	U018	17
D1467853	(-NA):CD-ROM:DRV:M-C1C:ASS'Y	U018	18
D1467855	(-EU):CD-ROM:DRV:M-C1C:ASS'Y	U018	19
D1467857	(-AA):CD-ROM:DRV:M-C1C:ASS'Y	U018	20
D1467880	(-NA/-AA):CD-ROM:OI:M-C1:EXP:ASS'Y	U018	21
D1471805	EXPOSURE GLASS:DOCUMENT FEEDER:APPLY	U003	28
D1472734	GUIDE PLATE:SEPARATE	U005_S001	33
		U005_S002	33
		U005_S004	33
D1472737	LEVER:PRESSURE:SEPARATE	U005_S001	35
		U005_S002	35
		U005_S004	35
D1472738	LINK:RELEASE	U005_S001	36
		U005_S002	36
		U005_S004	36
D1472752	SHAFT:SEPARATE:ASS'Y	U005_S001	38
		U005_S002	38
		U005_S004	38
D1472866	COVER:PAPER TRAY:NO.2	U005_S008	99
		U005_S009	99
		U005_S010	99
		U005_S011	99
		U005_S012	99
D1473281	HOUSING:TONER CARTRIDGE:BK:ASS'Y	U007_S005	16
D1473282	HOUSING:TONER CARTRIDGE:CMY:ASS'Y	U007_S006	17
		U007_S007	17
		U007_S008	17
D1473325	TORSION SPRING:STOPPER:TONER CARTRIDGE:4.8N	U007_S005	18
		U007_S006	18

## Exclusive Parts

Number	Part Name	Group	ID
		U007_S007	18
		U007_S008	18
D1474269	STEPPED SCREW:FIX:FUSING	U011_S001	46
		U011_S002	46
		U011_S003	46
		U011_S004	46
		U011_S005	46
D1475170	PCB:DHB	U017	9
D1475186	(-CHN/-EU/-AA):AC CONTROL BOARD	U015_S009	36
		U015_S010	36
		U015_S011	36
D1475188	(-NA/-TWN):AC CONTROL BOARD	U015	37
D1477937	FILTER:PREVENTFENCE:10	U016_S001	25
D1481240	COVER:FRONT:ASS'Y	U001_S001	9
D1481421	(-NA/-AA):OPERATION SUB-UNIT:ASS'Y	U002_S004	64
		U002_S005	64
D1481422	(-EU):OPERATION SUB-UNIT:ASS'Y	U002_S003	63
D1481484	(-CHN_Smart Operation Panel Type M3):OPERATION SUB-UNIT:ASS'Y	U002_S001	70
D1481485	(-TWN_Smart Operation Panel Type M3):OPERATION SUB-UNIT:ASS'Y	U002_S002	71
D1482663	(C4503/C5503):MANUAL FEED TABLE	U013_S001_S003	88
D1482670	(C4503/C5503):GUIDE PLATE:VERTICAL TRANSPORT:NO.1:DRIVEN:ASS'Y	U013_S001_S001	213
D1482672	(C4503/C5503):GUIDE PLATE:VERTICAL TRANSPORT:NO.1:DRIVEN	U013_S001_S001	63
D1482684	GUIDE PLATE:VERTICAL TRANSPORT:NO.2:DRIVEN	U013_S001_S002	236
D1482685	GUIDE PLATE:VERTICAL TRANSPORT:NO.2:DRIVEN:ASS'Y	U013_S001_S002	226
		U013_S002_S003	226
D1482702	SPACER:TRANSPORT ROLLER	U005_S001	41
		U005_S002	41
		U005_S004	41
D1482751	ARM:PRESSURE:SEPARATE	U005_S001	37
		U005_S002	37

Number	Part Name	Group	ID
		U005_S004	37
D1482755	COIL SPRING:RELEASE:SEPARATE	U005_S001	40
		U005_S002	40
		U005_S004	40
D1484401	PAPER EXIT UNIT:ASS'Y	U012_S001	62
D1484441	GUIDE PLATE:EXIT:UPPER	U012_S001	24
D1484515	(C4503/C5503):DUPLEX UNIT:ASS'Y	U013_S001	246
D1484673	GUIDE PLATE:DRIVEN	U013_S001	234
		U013_S002	234
D1484690	TORSION SPRING:LINK	U013_S001	140
		U013_S002	140
D1484726	TORSION SPRING:VIBRATING PLATE:REAR	U013_S001_S003	243
		S002	
		U013_S002_S001	243
D1484750	BRACKET:MOTOR:DUPLEX:PEEN	U013	176
D1484774	(C4503/C5503):COVER:MANUAL FEED TABLE	U013_S001_S003	187
D1484821	(C4503/C5503):MANUAL FEED UNIT:ASS'Y	U013_S001_S004	248
D1484831	(C4503/C5503):MANUAL FEED TABLE:EXP:ASS'Y	U013_S001_S003	227
D1486752	(C4503):(-NA/-EU/-AA):DECAL:MODEL NAME PLATE:D148:RIC:EXP	U018	22
D1486753	(C4503):(-TWN/-CHN):DECAL:MODEL NAME PLATE:RIC	U018	23
D1486754	(C4503):(-CHN):DECAL:MODEL NAME PLATE:GES	U018	24
D1491099	COVER:GRIP:LEFT	U016	17
D1491101	DRIVE UNIT:ENGINE:D148/D149/D150	U014_S001	20
D1491168	BRACKET:DRIVE:COLLECTION BOTTLE:ASS'Y	U009	12
D1491173	GEAR:IDLER:TONER BOTTLE	U009	13
D1491174	GEAR:COLLECTION BOTTLE	U009	14
D1491199	DRIVE UNIT:ON-OFF:TRANSFER	U014_S002	21
D1491230	COVER:UPPER	U001	10
D1491232	COVER:UPPER:EXIT	U001	12



## Exclusive Parts

Number	Part Name	Group	ID
D1491233	COVER:UPPER:INNER BACK	U001	13
D1491234	COVER:UPPER:INNER BACK:MIDDLE	U001	14
D1491237	COVER:UPPER:INNER BACK:LEFT LOWER	U001	16
D1491242	COVER:MAIN SWITCH	U001	17
D1491243	COVER:FRONT:UPPER:OPERATION SUB-UNIT	U001	18
D1491245	COVER:FRONT:UPPER	U001	20
D1491248	HINGE:COVER:FRONT:USED TONER	U001	21
D1491252	COVER:LEFT:UPPER:REAR	U001	24
D1491255	COVER:LEFT:INTERFACE	U001	25
D1491256	CAP:COVER:INTERFACE	U001	26
D1491257	CAP:34X55	U001	27
D1491260	COVER:REAR:LOWER	U001	28
D1491261	COVER:REAR:UPPER	U001	29
D1491263	CAP:LOUVER:DEODORIZE FILTER	U001	30
D1491264	CAP:ROCKER SWITCH	U018	25
D1491265	COVER:RIGHT:REAR	U001	31
D1491266	COVER:RIGHT:FRONT LOWER	U001	32
D1491268	COVER:RIGHT:LOWER	U018	61
D1491269	COVER:REAR:RIGHT UPPER	U001	34
D1491273	INNER COVER:FRONT:LOWER	U001	36
D1491274	INNER COVER:FRONT:USED TONER	U001	37
D1491275	INNER COVER:FRONT:RIGHT LOWER	U001	38
D1491276	INNER COVER:TONER BOTTLE:CID	U001	35
D1491278	TORSION SPRING:COVER:USED TONER	U001	39
D1491281	COVER:SCANNER:FRONT	U001	40
D1491284	COVER:SCANNER:LEFT	U001	42
D1491285	COVER:SCANNER:UPPER:LEFT:1 PASS	U001	43
D1491287	COVER:SCANNER:RIGHT	U001	44
D1491288	COVER:SCANNER:UPPER:RIGHT	U001	45

Number	Part Name	Group	ID
D1491289	COVER:SCANNER:REAR	U001	46
D1491291	CAP:HARNESS	U001	47
D1491294	(-TWN/-CHN/-AA):CAP:HARNESS:CORNER	U001	48
D1491299	GUIDE PLATE:SCANNER	U018	62
D1491302	CLEANER:SHIELD GLASS:ASS'Y	U001_S001	49
D1491305	CAP:TOTAL COUNTER	U001	50
D1491307	SPRING PLATE:BAND	U001	51
D1491308	BAND:STOPPER:DOOR	U001	52
D1491321	(-NA/-TWN/-EU/-AA):DECAL:TONE R BOTTLE:BK	U018	27
D1491322	(-NA/-TWN/-EU/-AA):DECAL:TONE R BOTTLE:C	U018	28
D1491323	(-NA/-TWN/-EU/-AA):DECAL:TONE R BOTTLE:M	U018	29
D1491324	(-NA/-TWN/-EU/-AA):DECAL:TONE R BOTTLE:Y	U018	30
D1491351	DRIVE UNIT:REGISTRATION:ASS'Y	U014_S004	22
D1491369	INSULATING SHEET:IOB	U015_S002	73
D1491382	INSULATING SHEET:DRIVE UNIT	U014_S001	31
D1491387	GROUND PLATE:DRIVE UNIT:ENGINE	U014	23
D1491394	GROUND PLATE:DRIVE UNIT:FUSING/PAPER EXIT UNIT	U014	24
D1491396	HOLDER:TORQUE LIMITER MECHANICAL CLUTCH:PRESSURE RELEASE	U014_S005	25
D1491397	TORQUE LIMITER MECHANICAL CLUTCH:49MMN:DIA14	U014_S005	26
D1491399	DRIVE UNIT:PAPER FEED:ASS'Y	U014_S003	30
D1491408	(-CHN):OPERATION SUB-UNIT:ASS'Y	U002_S006	57
D1491409	(-TWN):OPERATION SUB-UNIT:ASS'Y	U002_S007	53
D1491428	TOUCH PANEL:WVGA-9:MV	U002_S003	14
		U002_S004	14
		U002_S005	14
		U002_S006	14

## Exclusive Parts

Number	Part Name	Group	ID
		U002_S007	14
D1491430	CABLE:FFC:OP-L	U002_S003	59
		U002_S004	59
		U002_S005	59
		U002_S006	59
		U002_S007	59
D1491431	CABLE:FFC:OP-R	U002_S003	60
		U002_S004	60
		U002_S005	60
		U002_S006	60
D1491434	CABLE:LCDC:USB	U002_S003	62
		U002_S004	62
		U002_S005	62
		U002_S006	62
D1491455	(-TWN/-CHN/-EU):PCB:LCDC:AR2FT:ASS'Y	U002_S003	16
		U002_S006	16
		U002_S007	16
D1491456	(-NA/-AA):PCB:LCDC:AR2FT_NA:ASS'Y	U002_S004	17
		U002_S005	17
D1491469	PCB:OP-L:USB:ASS'Y	U002_S003	58
		U002_S004	58
		U002_S005	58
		U002_S006	58
		U002_S007	58
D1491504	KEYTOP:START	U002_S003	20
		U002_S004	20
		U002_S005	20
		U002_S006	20
		U002_S007	20
D1491505	KEYTOP:STOP	U002_S003	21
		U002_S004	21
		U002_S005	21
		U002_S006	21
D1491508	KEYTOP:RESET SWITCH	U002_S003	22
		U002_S004	22

Number	Part Name	Group	ID
		U002_S005	22
		U002_S006	22
		U002_S007	22
D1491510	KEYTOP:LEFT	U002_S003	23
		U002_S004	23
		U002_S005	23
		U002_S006	23
		U002_S007	23
D1491511	LENS:FRONT	U002_S003	24
		U002_S004	24
		U002_S005	24
		U002_S006	24
D1491512	COVER:REAR:LARGE	U002_S003	25
		U002_S004	25
		U002_S005	25
D1491513	COVER:REAR:SMALL:LEFT	U002_S006	25
		U002_S007	25
		U002_S003	26
		U002_S004	26
D1491514	COVER:REAR:SMALL:MIDDLE	U002_S005	26
		U002_S006	26
		U002_S007	26
D1491514	COVER:REAR:SMALL:MIDDLE	U002_S003	27
		U002_S004	27
		U002_S005	27
		U002_S006	27
		U002_S007	27
D1491515	COVER:REAR:SMALL:RIGHT	U002_S003	28
		U002_S004	28
		U002_S005	28
		U002_S006	28
D1491518	BRACKET:LCDC:CM	U002_S007	28
		U002_S003	29
		U002_S004	29
		U002_S005	29
		U002_S006	29
		U002_S007	29

## Exclusive Parts

Number	Part Name	Group	ID
D1491530	SPACER:LCD:A	U002_S003	30
		U002_S004	30
		U002_S005	30
		U002_S006	30
		U002_S007	30
D1491531	SPACER:LCD:B	U002_S003	31
		U002_S004	31
		U002_S005	31
		U002_S006	31
		U002_S007	31
D1491532	HINGE:ASS'Y	U002_S003	32
		U002_S004	32
		U002_S005	32
		U002_S006	32
		U002_S007	32
D1491534	(-NA/-AA):COVER:UPPER:CM	U002_S004	34
		U002_S005	34
D1491538	(-TWN/-CHN/-EU):KEYTOP:10KEY	U002_S003	35
		U002_S006	35
		U002_S007	35
D1491539	(-NA/-AA):KEYTOP:10KEY	U002_S004	36
		U002_S005	36
D1491540	(-NA/-AA):SHEET:JOURNAL	U002_S004	65
		U002_S005	65
D1491553	SHEET:LOGO	U018	31
D1491556	(-CHN):COVER:UPPER:CM	U002_S006	38
		U002_S007	38
D1491575	(-NA/-AA):SHEET:APPLICATION:MULTI-LANGUAGE	U018	32
D1491576	(-EU):SHEET:APPLICATION:MULTI-LANGUAGE	U018	33
D1491577	(-CHN):SHEET:APPLICATION:MULTI-LANGUAGE	U018	34
D1491578	(-TWN):SHEET:APPLICATION:MULTI-LANGUAGE	U018	35
D1491583	STOPPER:CORE	U002_S003	41
		U002_S004	41
		U002_S005	41

Number	Part Name	Group	ID
		U002_S006	41
		U002_S007	41
D1491588	KEYTOP:POWER SOURCE:BA	U002_S003	42
		U002_S004	42
		U002_S005	42
		U002_S006	42
		U002_S007	42
D1491589	(-EU):COVER:UPPER:SH:EU:BA	U002	52
D1491592	(-EU):COVER:UPPER:CM:BA	U002_S003	44
D1491598	COVER:BRACKET:OPERATION SUB-UNIT:LOWER	U002	46
D1491599	COVER:BRACKET:OPERATION SUB-UNIT:UPPER	U002	47
D1491693	GUIDE:FFC	U003	29
D1491694	PLATE SEAL:APS:HARNESS	U003	30
D1491703	DC STEPPER MOTOR	U003_S001	31
D1491705	BRACKET:DC STEPPER MOTOR	U003	32
D1491706	SYNCHRONOUS BELT:138ST1.5-4.0	U003	33
D1491709	TENSION SPRING:TENSION:11.3N:30MM	U003	34
D1491710	TIMING PULLEY:62	U003	35
D1491711	SHAFT:SCANNER:DRIVE	U003	36
D1491714	DRIVE WERE:DIA1	U003	37
D1491715	PULLEY:DRIVE WERE:FRONT	U003	38
D1491717	PULLEY:DRIVE WERE:REAR	U003	39
D1491718	BRACKET:TENSION:REAR	U003	40
D1491719	BRACKET:TENSION:FRONT	U003	41
D1491721	ILLUMINATION UNIT:LED-B:ASS'Y	U003	42
D1491726	CLAMP:DRIVE WERE	U003	43
D1491728	GUIDE:HARNESS:LED-B	U003	44
D1491730	CARRIAGE:NO.1:ASS'Y	U003_S002	45
D1491731	REFLECTOR:SCANNER	U003_S002	46
D1491742	CARRIAGE:NO.2:SUB-ASS'Y	U003	47
D1491754	GUIDE:FFC:CARRIAGE:NO.2	U003	48
D1491755	COVER:FFC:CARRIAGE:NO.2	U003	49
D1491756	MIRROR:NO.2:CONCAVE:ASS'Y	U003	50
D1491757	MIRROR:NO.3:CONVEX:ASS'Y	U003	51

## Exclusive Parts

Number	Part Name	Group	ID
D1491771	LENS:HOLDER:ASS'Y	U003	52
D1491780	INNER COVER	U003	53
D1491792	(-TWN/-CHN/-EU/-AA):SCALE:LEFT:ASS'Y	U003	54
D1491793	(-NA):SCALE:LEFT:ASS'Y	U003	55
D1491798	SEAL:SHEET THROUGH:DOCUMENT FEEDER	U003	56
D1491799	SCALE:REAR:PRINTING	U003	57
D1491800	COVER:SHEET THROUGH:DOCUMENT FEEDER	U003	58
D1491801	BRACKET:SCALE:LEFT	U003	59
D1491812	BRACKET:SIO	U003	60
D1491813	BRACKET:DOCUMENT FEEDER:LEFT	U003	61
D1491814	BRACKET:DOCUMENT FEEDER:RIGHT	U003	62
D1491815	COVER:MOTOR	U003	63
D1491816	DOCUMENT FEEDER:CABLE:BRACKET	U003	64
D1491857	OPTICAL WRITING SECTION:SERVICE PARTS:4LDA:ASS'Y	U004_S001	8
D1492342	GEAR:IDLER:DISCHARGE USED TONER:COLOR	U006_S002_S001	23
		U006_S003_S001	23
		U006_S004_S001	23
D1492349	JOINT:CLEANING:COLOR	U006_S002_S001	24
		U006_S003_S001	24
		U006_S004_S001	24
D1492381	COVER:PCU:FRONT	U018	36
D1492557	GUIDE:REGISTRATION:ENTRANCE:REAR	U013_S001	65
		U013_S002	65
D1492558	GUIDE:REGISTRATION:ENTRANCE:FRONT	U013_S001	66
		U013_S002	66
D1492561	SHAFT:REGISTRATION ROLLER:DRIVEN	U005	43
D1492562	COLLAR:REGISTRATION ROLLER	U005	44
D1492566	CASE:REMOVE PAPER DUST:ASS'Y	U005	45
D1492585	GUIDE:REGISTRATION:REAR RIG	U010_S001	21

Number	Part Name	Group	ID
	HT		
D1492586	GUIDE:REGISTRATION:FRONT RIG	U010_S001	22
D1492588	GUIDE:REGISTRATION:REAR RIG	U010_S001	23
D1492589	HT:AUXILIARY		
D1492589	GUIDE:REGISTRATION:FRONT RIG	U010_S001	24
D1492612	ROLLER:GRIP:DRIVEN	U013_S001_S004	67
		U013_S002_S002	67
D1492613	SHAFT:GRIP:DRIVEN	U013_S001_S004	68
		U013_S002_S002	68
D1492614	TENSION SPRING:GRIP:PRESSURE	U013_S001_S004	69
		U013_S002_S002	69
D1492619	SHAFT:SEPARATOR:DRIVE:ASS'Y	U013_S002_S002	70
D1492625	DC SOLENOID:PICKUP:ASS'Y	U013_S001_S004	71
		U013_S002_S002	71
D1492633	SHAFT:FEED:MANUAL FEED	U013_S001_S004	72
		U013_S002_S002	72
D1492634	ARM:PICKUP:MANUAL FEED	U013_S001_S004	73
		U013_S002_S002	73
D1492635	TRANSPORT ROLLER:MANUAL FEED	U013_S001_S004	74
		U013_S002_S002	74
D1492637	PAPER STOPPER:MANUAL FEED	U013_S001_S004	75
		U013_S002_S002	75
D1492638	LINK:PAPER STOPPER:MANUAL FEED	U013_S001_S004	76
		U013_S002_S002	76
D1492639	SHAFT:PAPER STOPPER	U013_S001_S004	77
		U013_S002_S002	77
D1492641	COVER:PAPER STOPPER:MANUAL FEED	U013_S001_S004	78
		U013_S002_S002	78
D1492642	SHAFT:LINK:PAPER STOPPER	U013_S001_S004	79
		U013_S002_S002	79
D1492644	TORSION SPRING:LINK:PAPER STOPPER	U013_S001_S004	80
		U013_S002_S002	80
D1492645	COIL SPRING:RELEASE:PICKUP:MANUAL FEED	U013_S001_S004	81
		U013_S002_S002	81
D1492647	COVER:DAMPER	U013_S001_S004	82
		U013_S002_S002	82

## Exclusive Parts

Number	Part Name	Group	ID
D1492652	GROUND PLATE:SHAFT:FEED	U013_S001_S004	84
		U013_S002_S002	84
D1492655	FEELER:PAPER END SENSOR	U013_S001_S004	85
		U013_S002_S002	85
D1492656	TORSION SPRING:PAPER END SENSOR	U013_S001_S004	86
		U013_S002_S002	86
D1492658	COVER:PAPER FEED ROLLER	U013_S001_S004	87
		U013_S002_S002	87
D1492666	(C4503/C5503):GEAR:SIDE FENCE:MANUAL FEED TABLE	U013_S001_S003	89
D1492667	(C4503/C5503):RACK:MANUAL FEED	U013_S001_S003	90
D1492673	GUIDE PLATE:VERTICAL TRANSPORT:NO.2:DRIVEN	U013_S002_S003	92
D1492676	(C6003):COMPRESSION SPRING:FILAT CONVEYER BELT:DRIVEN	U013_S002_S004_S001	93
D1492686	WIRE:MANUAL FEED TABLE:TC075	U013_S001_S003	95
		U013_S002_S001	95
D1492687	PULLEY:WIRE:MANUAL FEED TABLE	U013_S001_S003	96
		U013_S002_S001	96
D1492688	TENSION SPRING:WIRE	U013_S002_S001	97
D1492692	ARM:MANUAL FEED:FRONT UPPER	U013_S001_S003	98
		U013_S002_S001	98
D1492693	STOPPER:MANUAL FEED TABLE	U013_S001_S003	99
		U013_S002_S001	99
D1492694	COMPRESSION SPRING:STOPPER:MANUAL FEED TABLE	U013_S001_S003	100
		U013_S002_S001	100
D1492695	ARM:MANUAL FEED:REAR UPPER	U013_S002_S001	101
D1492698	EXTENSION TRAY:NO.1	U013_S002_S001	102
D1492699	EXTENSION TRAY:NO.2	U013_S002_S001	103
D1492712	SHEET:GUIDE PLATE:SWIVEL	U005_S003	47
D1492713	GUIDE PLATE:SWIVEL:NO.1	U005_S003	48
D1492716	DC SOLENOID:PICKUP:NO.1:ASS'Y	U005_S002	49
		U005_S004_S002	49
D1492726	DC SOLENOID:PICKUP:NO.2:ASS'Y	U005_S001	51
D1492739	LEVER:PRESSURE RELEASE	U005_S001	52
		U005_S002	52

Number	Part Name	Group	ID
		U005_S004	52
D1492767	LEVER:PRESSURE:PICKUP	U005_S001	56
		U005_S002	56
		U005_S004	56
D1492772	ARM:PICKUP	U005_S001	57
		U005_S002	57
		U005_S004	57
D1492774	PULLEY:IDLER:PICKUP	U005_S001	59
		U005_S002	59
		U005_S004	59
D1492777	COIL SPRING:PRESSURE:PICKUP	U005_S001	61
		U005_S002	61
		U005_S004	61
D1492778	FEELER:PAPER END	U005_S001	62
		U005_S002	62
		U005_S004	62
D1492780	GROUND WIRE:SENSOR:PAPER FEED	U005_S001	63
		U005_S002	63
		U005_S004	63
D1492781	GROUND PLATE:PAPER FEED UNIT	U005_S001	64
		U005_S002	64
		U005_S004	64
D1492787	BRACKET:SUPPORT:COVER	U005	66
D1492788	INNER COVER:HARNESS:PAPER FEED UNIT	U005	67
D1492791	GUIDE:FEED	U005_S001	68
		U005_S002	68
		U005_S004	68
D1492812	ROLLER:PAPER TRAY:DIA19	U005_S007	70
		U005_S008	70
		U005_S009	70
		U005_S010	70
		U005_S011	70
		U005_S012	70
D1492813	PIN:STRETCH:TRAY	U005_S007	71
		U005_S008	71
		U005_S009	71
		U005_S010	71

## Exclusive Parts

Number	Part Name	Group	ID
D1492814	COIL SPRING:EARTH	U005_S011	71
		U005_S012	71
		U005_S007	72
		U005_S008	72
		U005_S009	72
		U005_S010	72
		U005_S011	72
		U005_S012	72
D1492816	SHAFT:RISE:ASS'Y	U005_S007	73
		U005_S008	73
		U005_S009	73
		U005_S010	73
		U005_S011	73
		U005_S012	73
D1492818	LEVER:RISE	U005_S007	74
		U005_S008	74
		U005_S009	74
		U005_S010	74
		U005_S011	74
		U005_S012	74
D1492824	LEVER:STOPPER:FRONT	U005_S007_S001	75
		U005_S008_S001	75
		U005_S009_S001	75
		U005_S010_S001	75
		U005_S011_S001	75
		U005_S012_S001	75
D1492826	COMPRESSION SPRING:SIDE FENCE:PLATE:FRONT	U005_S007_S001	76
		U005_S008_S001	76
		U005_S009_S001	76
		U005_S010_S001	76
		U005_S011_S001	76
		U005_S012_S001	76
D1492827	COMPRESSION SPRING:SIDE FENCE:POSITIONING	U005_S007_S001	77
		U005_S008_S001	77
		U005_S009_S001	77
		U005_S010_S001	77
		U005_S011_S001	77
		U005_S012_S001	77

Number	Part Name	Group	ID
D1492828	SIDE FENCE:FRONT:NO.1:ASS'Y	U005_S007_S001	78
D1492834	GUIDE:FEELER:PAPER END	U005_S007_S002	79
		U005_S008_S002	79
		U005_S009_S002	79
		U005_S010_S002	79
		U005_S011_S002	79
		U005_S012_S002	79
		D1492836	GEAR:Z20
U005_S008	81		
U005_S009	81		
U005_S010	81		
U005_S011	81		
U005_S012	81		
D1492838	SIDE FENCE:REAR:NO.1:ASS'Y	U005_S007_S002	83
D1492842	LEVER:END FENCE	U005_S007_S003	85
		U005_S008_S003	85
		U005_S009_S003	85
		U005_S010_S003	85
		U005_S011_S003	85
		U005_S012_S003	85
D1492843	CLICK:END FENCE	U005_S007_S003	86
		U005_S008_S003	86
		U005_S009_S003	86
		U005_S010_S003	86
		U005_S011_S003	86
		U005_S012_S003	86
D1492845	COMPRESSION SPRING:END FENCE:LEVER:5N	U005_S007_S003	87
		U005_S008_S003	87
		U005_S009_S003	87
		U005_S010_S003	87
		U005_S011_S003	87
		U005_S012_S003	87
D1492846	DECAL:SIZE INDICATION:END FENCE:NO.1:FRONT	U005_S007	88
D1492847	DECAL:SIZE INDICATION:END FENCE:NO.1:REAR	U005_S007	89
D1492848	DECAL:SIZE INDICATION:END FENCE:NO.2:FRONT	U005_S008	90
		U005_S009	90

## Exclusive Parts

Number	Part Name	Group	ID
		U005_S010	90
		U005_S011	90
		U005_S012	90
D1492849	DECAL:SIZE INDICATION:END FENCE:NO.2:REAR	U005_S008	91
		U005_S009	91
		U005_S010	91
		U005_S011	91
		U005_S012	91
D1492852	BRACKET:AUXILIARY:SIDE FENCE	U005_S008	93
		U005_S009	93
		U005_S010	93
		U005_S011	93
		U005_S012	93
D1492854	SCREW:TYPE 2-KAI:M3X10	U005_S008	94
		U005_S009	94
		U005_S010	94
		U005_S011	94
		U005_S012	94
D1492863	DECAL:PAPER SET DIRECTION:TRAY:NO.1	U005_S007	96
D1492864	DECAL:PAPER SET DIRECTION:TRAY:NO.2	U005_S008	97
		U005_S009	97
		U005_S010	97
		U005_S011	97
		U005_S012	97
D1492865	COVER:PAPER TRAY:NO.1	U005_S007	98
D1492872	LINK:END FENCE:PAPER SIZE SENSOR	U005_S008	101
		U005_S009	101
		U005_S010	101
		U005_S011	101
		U005_S012	101
D1492886	COVER:TRAY:REAR RIGHT:NO.1	U005	105
D1492887	COVER:TRAY:REAR LEFT:NO.1	U005	106
D1492888	COVER:TRAY:REAR RIGHT:NO.2	U005	107
D1492889	COVER:TRAY:REAR LEFT:NO.2	U005	108
D1492896	PAPER TRAY:NO.1:ASS'Y	U005_S007	109
D1492903	SUPPORTER:RIGHT:NO.2:ASS'Y	U005_S006	111
D1492905	SUPPORTER:RIGHT:NO.1:ASS'Y	U005_S005	112

Number	Part Name	Group	ID
D1492918	SUPPORTER:LEFT UPPER:NO.1	U005	114
D1492923	ROLLER:SUPPORTER:PAPER TRAY	U005_S006	115
D1492924	STOPPER:PAPER TRAY	U005_S005	116
		U005_S006	116
D1492925	SUPPORTER:LEFT:NO.2	U005	117
D1492928	ROLLER:SUPPORTER:PAPER TRAY:LEFT	U005	118
D1492930	SUPPORTER:LEFT LOWER:NO.1:PEEN	U005	119
D1492952	DECAL:SIDE FENCE:PAPER VOLUME	U005_S007_S002	120
		U005_S008_S002	120
		U005_S009_S002	120
		U005_S010_S002	120
		U005_S011_S002	120
		U005_S012_S002	120
D1492956	ROLLER:SUPPORTER:PAPER TRAY	U005_S005	121
D1492958	ROLLER:SUPPORTER:PAPER TRAY:LEFT	U005	122
D1492990	PLAIN SHAFT BEARING:DRIVE:REGISTRATION ROLLER	U010_S001	25
D1492991	PLAIN SHAFT BEARING:INNER:DRIVE:REGISTRATION ROLLER	U010_S001	26
D1493073	JOINT:DEVELOPMENT	U006_S001_S002	49
		U006_S002_S002	49
		U006_S003_S002	49
		U006_S004_S002	49
D1493074	GEAR:IDLER:TRANSPORT SCREW	U006_S001_S002	50
		U006_S002_S002	50
		U006_S003_S002	50
		U006_S004_S002	50
D1493075	GEAR:IDLER:DEVELOPMENT ROLLER	U006_S001_S002	51
		U006_S002_S002	51
		U006_S003_S002	51
		U006_S004_S002	51
D1493076	GEAR:TRANSPORT SCREW:FRONT	U006_S001_S002	36
		U006_S002_S002	36

## Exclusive Parts

Number	Part Name	Group	ID
		U006_S003_S002	36
		U006_S004_S002	36
D1493196	DRUM STAY:REAR:PCU	U006_S001_S001	5
		U006_S002_S001	5
		U006_S003_S001	5
		U006_S004_S001	5
D1493210	DC MOTOR:TONER BOTTLE:ASS'Y :5.28W:BRUSH	U007_S001	19
		U007_S002	19
		U007_S003	19
		U007_S004	19
D1493256	BASE:TONER HOPPER:REAR:ASS'Y	U007	37
D1493321	DUCT:VERTICAL TRANSPORT:TONER SUPPLY	U007	25
D1493322	SHUTTER:DUCT:TONER SUPPLY	U007	26
D1493330	SEAL:CONNECTION:CARTRIDGE:TONER SUPPLY	U007	27
D1493331	COVER:GEAR:TONER SUPPLY SUB-UNIT	U007	28
D1493336	COVER:GEAR:TONER SUPPLY SUB-UNIT:C	U007	29
D1493350	DC STEPPER MOTOR:TONER SUPPLY	U007_S013	30
		U007_S014	30
		U007_S016	30
D1494126	BRACKET:THERMISTOR:PRESSURE ROLLER	U011_S001	47
		U011_S002	47
		U011_S003	47
		U011_S004	47
		U011_S005	47
D1494127	BRACKET:THERMISTOR:PRESSURE ROLLER:FRONT	U011_S001	48
		U011_S002	48
		U011_S003	48
		U011_S004	48
		U011_S005	48
D1494202	ENCODER:ON-OFF:PRESSURE ROLLER	U011_S001	49
		U011_S002	49
		U011_S003	49
		U011_S004	49

Number	Part Name	Group	ID
		U011_S005	49
D1494205	BRAKE:CAM	U011_S001	50
		U011_S002	50
		U011_S003	50
		U011_S004	50
		U011_S005	50
D1494207	PLATE:CAM	U011_S001	51
		U011_S002	51
		U011_S003	51
		U011_S004	51
		U011_S005	51
D1494208	CAM:ON-OFF:PRESSURE ROLLER	U011_S001	52
		U011_S002	52
		U011_S003	52
		U011_S004	52
		U011_S005	52
D1494209	SHAFT:ON-OFF:PRESSURE ROLLER	U011_S001	53
		U011_S002	53
		U011_S003	53
		U011_S004	53
		U011_S005	53
D1494214	GUIDE PLATE:FUSING EXIT:RIGHT	U011_S001	54
		U011_S002	54
		U011_S003	54
		U011_S004	54
		U011_S005	54
D1494218	GUIDE:FUSING EXIT:PFA	U011_S001	55
		U011_S002	55
		U011_S003	55
		U011_S004	55
		U011_S005	55
D1494229	STRIPPER PLATE:PRESSURE ROLLER	U011_S001	57
		U011_S002	57
		U011_S003	57
		U011_S004	57
		U011_S005	57
D1494234	GUIDE PLATE:FUSING EXIT:LEFT	U011_S001	58
		U011_S002	58



## Exclusive Parts

Number	Part Name	Group	ID
		U011_S003	58
		U011_S004	58
		U011_S005	58
D1494235	STEPPED SCREW:M3	U011_S001	45
		U011_S002	45
		U011_S003	45
		U011_S004	45
		U011_S005	45
D1494245	SHEET:C:GUIDE PLATE:FUSING EXIT	U011_S001	59
		U011_S002	59
		U011_S003	59
		U011_S004	59
		U011_S005	59
D1494246	DECAL:GUIDE PLATE:FUSING EXIT	U011_S001	60
		U011_S002	60
		U011_S003	60
		U011_S004	60
		U011_S005	60
D1494252	FUSING ENTRANCE GUIDE PLATE	U011_S001	61
		U011_S002	61
		U011_S003	61
		U011_S004	61
		U011_S005	61
D1494261	FUSING COVER:UPPER:ASS'Y	U011_S001_S001	62
		U011_S002_S001	62
		U011_S003_S001	62
		U011_S004_S001	62
		U011_S005_S001	62
D1494274	FUSING COVER:LOWER	U011_S001	63
		U011_S002	63
		U011_S003	63
		U011_S004	63
		U011_S005	63
D1494276	FUSING COVER:FRONT	U011_S001	64
		U011_S002	64
		U011_S003	64
		U011_S004	64
		U011_S005	64

Number	Part Name	Group	ID
D1494278	FUSING COVER:REAR	U011_S001	65
		U011_S002	65
		U011_S003	65
		U011_S004	65
		U011_S005	65
D1494319	GUIDE:HARNESS:DRAWER	U011_S001	66
		U011_S002	66
		U011_S003	66
		U011_S004	66
		U011_S005	66
D1494332	HOUSING:THERMOSTAT	U011_S001	67
		U011_S002	67
		U011_S003	67
		U011_S004	67
		U011_S005	67
D1494334	COVER:HOUSING:THERMOSTAT	U011_S001	68
		U011_S002	68
		U011_S003	68
		U011_S004	68
		U011_S005	68
D1494335	ELECTRODE PLATE:CONNECTING:THERMOSTAT	U011_S001	69
		U011_S002	69
		U011_S003	69
		U011_S004	69
		U011_S005	69
D1494337	TERMINAL:THERMOSTAT	U011_S001	70
		U011_S002	70
		U011_S003	70
		U011_S004	70
		U011_S005	70
D1494342	HOUSING:NON-CONTACT TYPE THERMISTOR	U011_S001	71
		U011_S002	71
		U011_S003	71
		U011_S004	71
		U011_S005	71
D1494346	GUIDE:HARNESS:HEATER	U011_S001	72
		U011_S002	72
		U011_S003	72

## Exclusive Parts

Number	Part Name	Group	ID
		U011_S004	72
		U011_S005	72
D1494354	BRACKET:DRAWER:MAIN	U011	73
D1494363	BRACKET:THERMOPILE	U011	98
D1494376	BRACKET:SENSOR:FUSING EXIT	U011	74
D1494382	DC STEPPER MOTOR:ASS'Y	U011	75
D1494383	BRACKET:DC STEPPER MOTOR	U011	76
D1494390	(-NA/-AA):DECAL:CAUTION:INKJET	U018	37
D1494396	BRACKET:SENSOR:LIGHT SHIELD ING PLATE	U011	99
D1494421	GEAR:EXIT ROLLER	U012_S001	26
D1494422	GEAR:REVERSE ROLLER	U012_S001	27
D1494424	DC STEPPER MOTOR:REVERSE:A SS'Y	U012_S001_S001	29
D1494425	DC STEPPER MOTOR:REVERSE:S UB-ASS'Y	U012_S001_S001	30
D1494426	BRACKET:DC STEPPER MOTOR:R EVERSE	U012_S001_S001	31
D1494427	STUD:PULLEY:BRACKET:DC STEP PER MOTOR	U012_S001_S001	32
D1494428	GROUND PLATE:PAPER EXIT UNI T	U012_S001_S001	33
D1494429	PULLEY:GEAR:REVERSE	U012_S001_S001	34
D1494431	DC SOLENOID:ASS'Y	U012_S001	35
D1494434	TENSION SPRING:LEVER:GATE P AWL	U012_S001	36
D1494446	SPRING PLATE:ROLLER:DRIVEN	U012_S001	37
D1494448	SHAFT:FEELER:OVERFLOW	U012_S001	38
D1494451	GUIDE PLATE:EXIT:LOWER	U012_S001	39
D1494456	SPRING PLATE:ROLLER:DRIVEN:E XIT	U012_S001	40
D1494457	ARM:ROLLER:DRIVEN:EXIT	U012_S001	41
D1494459	SHAFT:DRIVEN:EXIT ROLLER	U012_S001	17
D1494461	GUIDE PLATE:REVERSE:UPPER	U012_S001	43
D1494463	GROUND WIRE:SENSOR:REVERS E	U012_S001	44
D1494466	GUIDE PLATE:REVERSE:LOWER	U012_S001	45
D1494468	SHAFT:DRIVEN:REVERSE ROLLE	U012_S001	46

Number	Part Name	Group	ID
	R		
D1494469	SPRING PLATE:ROLLER:DRIVEN: REVERSE ROLLER	U012_S001	47
D1494471	SHAFT:DRIVEN:REVERSE ROLLE R:OUTER	U012_S001	48
D1494472	END FENCE:TRAY:EXIT:ASS'Y	U018_S001	38
D1494476	EXIT ROLLER	U012_S001	49
D1494477	REVERSE ROLLER	U012_S001	50
D1494481	GATE PAWL:EXIT	U012_S001	51
D1494483	LEVER:GATE PAWL	U012_S001	52
D1494484	TORSION SPRING:LEVER:GATE P AWL	U012_S001	53
D1494491	INNER COVER:EXIT	U012	54
D1494492	TRAY:REVERSE	U001	54
D1494493	COMPRESSION SPRING:BASE:TR AY:EXIT	U012_S002	55
D1494494	BASE:TRAY:EXIT	U012_S002	56
D1494495	TRAY:EXIT:ASS'Y	U012_S002	57
D1494498	TRAY:EXIT	U012_S002	58
D1494617	TRANSPORT ROLLER:DUPLX:2:D IA8	U013_S001	105
		U013_S002	105
D1494619	BRACKET:DRIVEN ROLLER:PRES SURE:PEEN	U013_S001	106
		U013_S002	106
D1494628	GUIDE PLATE:DUPLX:EXIT	U013_S001	108
		U013_S002	108
D1494631	SIDE PLATE:REAR:DUPLX:PEEN	U013_S001	109
		U013_S002	109
D1494638	GUIDE:WIRE	U013_S001	110
		U013_S002	110
D1494639	STAY:CONTACT POINT:DUPLX	U013_S001	223
		U013_S002	223
D1494645	SYNCHRONOUS BELT:30S2M118	U013_S002	114
D1494646	SYNCHRONOUS BELT:30S2M262	U013_S002	115
D1494647	SYNCHRONOUS BELT:30S2M212	U013_S001	116
		U013_S002	116
D1494648	BRACKET:SWIVEL	U013_S001	117
		U013_S002	117
D1494652	GEAR:PULLEY:SWIVEL	U013_S001	118

## Exclusive Parts

Number	Part Name	Group	ID
		U013_S002	118
D1494653	TENSION SPRING:SWIVEL	U013_S001	119
		U013_S002	119
D1494656	HOOK:STOPPER:DUPLEX UNIT:FRONT	U013_S001	122
		U013_S002	122
D1494657	HOOK:STOPPER:DUPLEX UNIT:REAR	U013_S001	123
		U013_S002	123
D1494658	COIL SPRING:LEVER:DUPLEX	U013_S001	124
		U013_S002	124
D1494660	GUIDE PLATE:UPPER:RIGHT:DUPLEX	U013_S001	125
		U013_S002	125
D1494662	DIFFUSION PLATE:LED	U010_S001_S001	127
		U013_S001	126
		U013_S002	126
D1494663	COVER:LED	U013_S001	127
		U013_S002	127
D1494664	GROUND WIRE:ENTRANCE SENSOR:DUPLEX	U013_S001	128
D1494672	COMPRESSION SPRING:DRIVEN	U013_S001	130
		U013_S002	130
D1494674	COVER:GUIDE PLATE:DRIVEN	U013_S001	132
		U013_S002	132
D1494675	COVER:PUSH SWITCH	U013_S001	133
		U013_S002	133
D1494677	STAY:CONTACT POINT:GUIDE PLATE:DRIVEN	U013_S001	237
		U013_S002	237
D1494679	GUIDE PLATE:UPPER	U013_S001	134
		U013_S002	134
D1494684	GEAR:OUTPUT	U013_S001	136
		U013_S002	136
D1494685	LINK:DUPLEX	U013_S001	137
		U013_S002	137
D1494688	LINK:DUPLEX:MAIN	U013_S001	138
		U013_S002	138
D1494689	BRACKET:LINK:DUPLEX	U013_S001	139
		U013_S002	139
D1494692	INNER COVER:REAR:DUPLEX	U013_S001	142
		U013_S002	142

Number	Part Name	Group	ID
D1494693	INNER COVER:FRONT:DUPLEX	U013_S001	143
		U013_S002	143
D1494695	LINK:FRONT	U013_S001	145
		U013_S002	145
D1494699	COVER:SENSOR:EXIT	U013_S001	146
		U013_S002	146
D1494706	PIN:ARM:FRONT LOWER	U013_S001_S003	241
		U013_S002_S001	241
D1494710	GEAR:IDLER	U013_S001	150
		U013_S002	150
D1494711	DECAL:SIDE FENCE:MANUAL FEED	U013_S001_S003	151
		S002	
		U013_S002_S001	151
D1494714	DECAL:SCALE:MANUAL FEED	U013_S001_S003	152
		U013_S002_S001	152
D1494715	DECAL:GRIP:Z	U013_S001	153
		U013_S002	153
D1494717	PLATE:SIDE FENCE:FRONT	U013_S001_S003	155
		S001	
		U013_S002_S001	155
D1494718	TORSION SPRING:SIDE FENCE:FRONT	U013_S001_S003	156
		S001	
		U013_S002_S001	156
D1494720	PLATE:SIDE FENCE:REAR	U013_S001_S003	157
		S002	
		U013_S002_S001	157
D1494721	TORSION SPRING:SIDE FENCE:REAR	U013_S001_S003	158
		S002	
		U013_S002_S001	158
D1494723	VIBRATING PLATE:SIDE FENCE:FRONT	U013_S001_S003	160
		S001	
		U013_S002_S001	160
D1494724	TORSION SPRING:VIBRATING PLATE:FRONT	U013_S001_S003	161
		S001	
		U013_S002_S001	161
D1494725	VIBRATING PLATE:SIDE FENCE:REAR	U013_S001_S003	162
		S002	
		U013_S002_S001	162

Exclusive Parts

Number	Part Name	Group	ID
D1494727	CAP:SIDE FENCE	U013_S001_S003	164
		S001	
		U013_S001_S003	164
D1494728	SHEET:FEED:MANUAL FEED	U013_S001_S003	164
		S002	
		U013_S002_S001	164
D1494728	SHEET:FEED:MANUAL FEED	U013_S001_S004	165
		U013_S002_S002	165
D1494731	(C4503/C5503):COMPRESSION SPRING:RACK:MANUAL FEED	U013_S001_S003	166
D1494734	TORSION SPRING:PICKUP	U013_S001_S004	167
		U013_S002_S002	167
D1494735	SHOE:TORSION SPRING:PICKUP	U013_S001_S004	168
		U013_S002_S002	168
D1494736	DECAL:PAPER SET DIRECTION:MANUAL FEED:EXP	U013_S001_S003	169
		U013_S002_S001	169
D1494737	PLAIN SHAFT BEARING:DUPLEX:EXIT	U013_S001	170
		U013_S002	170
D1494738	GROUND WIRE:BRACKET:DRIVEN ROLLER	U013_S001	171
		U013_S002	171
D1494739	SHEET:PICKUP	U013_S001_S004	172
		U013_S002_S002	172
D1494741	ARM:LINK:PAPER STOPPER	U013_S001_S004	173
		U013_S002_S002	173
D1494748	FEELER:PAPER SIZE SENSOR:MANUAL FEED	U013_S001_S003	174
		U013_S002_S001	174
D1494749	COVER:PAPER END	U013_S001_S004	175
		U013_S002_S002	175
D1494754	GEAR:OUTPUT:DUPLEX:ENTRANCE	U013	177
D1494755	BRACKET:HINGE:DUPLEX:FRONT	U013	178
D1494765	PULLEY:T26	U013_S001	181
		U013_S002	181
D1494766	PULLEY:T26/T26	U013_S002	182
D1494767	GUIDE:TRANSPORT ROLLER	U013_S001	183
		U013_S002	183
D1494768	SHEET:GUIDE PLATE:DRIVEN	U013_S001	184
		U013_S002	184
D1494770	SHAFT:SEPARATOR:DRIVEN:ASS'	U013_S002_S002	186

Number	Part Name	Group	ID
	Y		
D1494777	COMPRESSION SPRING:FLAT CONVEYER BELT:DRIVEN	U013_S001_S001	188
		U013_S001_S002	188
		U013_S002_S003	188
D1494778	(C4503/C5503):SIDE FENCE:REAR:ASS'Y	U013_S001_S003	189
D1494781	(C6003):TRANSPORT ROLLER:EXIT:DIA8:E	U013_S002	191
D1494786	(C4503/C5503):STAY:REAR:ASS'Y	U013_S001_S003	192
D1494787	GUIDE:HARNESS:MANUAL FEED:CONNECTING	U013_S001	224
		U013_S002	224
D1494835	SIDE FENCE:FRONT:ASS'Y	U013_S001_S003	154
		S001	
D1494840	COVER:DUPLEX	U013_S001	107
		U013_S002	107
D1494850	ARM:PUSH SWITCH	U013_S001	144
		U013_S002	144
D1494851	DECAL:SIDE FENCE:GRIP:MANUAL FEED	U013_S001_S003	218
		S001	
		U013_S002_S001	218
D1494883	ARM:MANUAL FEED:FRONT LOWER	U013_S001_S003	196
		U013_S002_S001	196
D1494884	ARM:MANUAL FEED:REAR LOWER	U013_S001_S003	197
		U013_S002_S001	197
D1495058	PCB:IOB:ENGINE:CDE:ASS'Y	U015	76
D1495059	PCB:IOBENGINE:SERVICE:ASS'Y	U015_S002	79
D1495110	BCU:TYPE-H1:ASS'Y(for D148/D149)(EU/AA/TWN/CHN)	U015	81
D1495120	(C4503/C5503):PCB:IOB:TRANSPORT:D146/D147/D148/D149	U015	41
D1495138	PCB:SIO	U003	65
D1495614	HEAT SINKER:EX3:FAN	U015_S003	71
		U015_S004	71
		U015_S005	71
		U015_S006	71
		U015_S007	71
		U015_S008	71
D1495654	(-TWN/-CHN/-EU/-AA):PCB:IPU:AR	U015	43

## Exclusive Parts

Number	Part Name	Group	ID
	DF (for D148/D149)		
D1495711	BRACKET:ARM:SAFETY SWITCH:FRONT	U015_S001	47
D1495713	ARM:SAFETY SWITCH:FRONT	U015_S001	48
D1495714	SHAFT:ARM:SAFETY SWITCH	U015_S001	49
D1495717	BASE:SAFETY SWITCH	U015_S001	50
D1495718	TORSION SPRING:SAFETY SWITCH	U015_S001	51
D1495726	LEVER:SAFETY SWITCH:RIGHT	U015_S001	52
D1495761	CASE:POWER PACK:CB:ASS'Y	U015	53
D1495772	PANEL:CONTROL BOARD:PEEN	U015	54
D1495776	COVER:USB:SMALL	U015	55
D1495796	RACK:MIDDLE	U015	75
D1495801	COVER:RACK:REAR	U015	57
D1495810	BRACKET:RACK:UPPER	U015	70
D1495822	BRACKET:POWER SUPPLY UNIT	U015	82
D1495824	COVER:CONNECTOR:HEATER:0.4MM	U015	58
D1495883	KEYTOP:MAIN SWITCH	U001	55
D1495884	COMPRESSION SPRING:KEYTOP	U001	56
D1496030	CAM:ON-OFF:COLLAR	U008_S001	15
D1496036	CAM:ON-OFF:BK	U008_S001	16
D1496037	STOPPER:RIGHT:INTERMEDIATE TRANSFER	U008_S001	17
D1496038	LEVER:ON-OFF:BK	U008_S001	18
D1496039	COMPRESSION SPRING:LEVER	U008_S001	51
D1496044	DENSITY SENSOR:ASS'Y	U008_S003	38
D1496133	VIBRATING PLATE:FRONT:PEEN	U008_S001	49
D1496136	VIBRATING PLATE:REAR:PEEN	U008_S001	50
D1496172	BRACKET:BELT CLEANING:FRONT	U008	21
D1496173	BRACKET:BELT CLEANING:REAR	U008	22
D1496177	HOLDER:DISCHARGE USED TONER:ASS'Y	U008_S002	24
D1496179	GEAR:IDLER:DISCHARGE USED TONER	U008_S002	25
D1496192	LEVER:DISCHARGE USED TONER	U008_S002	26
D1496194	SHAFT:LEVER:DISCHARGE USED	U008_S002	27

Number	Part Name	Group	ID
	TONER		
D1496195	CAM:DISCHARGE USED TONER	U008_S002	28
D1496207	TRANSFER UNIT:INTERMEDIATE TRANSFER:ASS'Y	U008_S001	47
D1496208	TRANSFER/SEPARATION UNIT:ASS'Y	U010_S001	62
D1496212	TRANSFER ROLLER:SECOND:ASS'Y	U010_S001_S002	29
D1496217	GUIDE PLATE:TRANSFER:SECOND:ASS'Y	U010_S001_S001	59
D1496226	LEVER:TRANSFER/SEPARATION UNIT:FRONT	U010_S001_S001	31
D1496227	LEVER:SET:FRONT	U010_S001_S001	32
D1496228	TORSION SPRING:LEVER:SET:FRONT	U010_S001_S001	33
D1496229	TENSION SPRING:LEVER:SET	U010_S001_S001	34
D1496231	LEVER:TRANSFER/SEPARATION UNIT:REAR	U010_S001_S001	35
D1496232	LEVER:SET:REAR	U010_S001_S001	36
D1496233	TORSION SPRING:LEVER:SET:REAR	U010_S001_S001	37
D1496240	LEVER:PRESSURE:TRANSFER ROLLER:FRONT:DIA15.5	U010_S001_S001	38
D1496241	LEVER:PRESSURE:TRANSFER ROLLER:REAR:DIA15.5	U010_S001_S001	39
D1496242	COMPRESSION SPRING:PRESSURE:TRANSFER ROLLER	U010_S001_S001	40
D1496243	RECEIVE PLATE:COMPRESSION SPRING:TRANSFER ROLLER	U010_S001_S001	41
D1496244	GROUND PLATE:SEPARATION	U010_S001_S001	42
D1496245	GROUND PLATE:TRANSFER/SEPARATION UNIT	U010_S001_S001	43
D1496246	LINK:TRANSFER/SEPARATION UNIT	U010_S001_S001	44
D1496248	CAP:LED	U010_S001_S001	45
D1496254	DECAL:GRIP:B:LOWER	U010_S001_S001	46
D1496255	DECAL:GRIP:B	U010_S001_S001	47
D1496256	GROUND PLATE:GUIDE:TRANSPORT	U010_S001_S001	48

## Exclusive Parts

Number	Part Name	Group	ID
	RT		
D1496257	GROUND PLATE:REGISTRATION ROLLER	U010_S001_S001	49
D1496275	SHEET:ENTRANCE:TRANSFER	U010_S001_S001	57
D1496276	SHEET:UPPER:TRANSFER	U010_S001_S001	58
D1496290	GUIDE:SET:TRANSFER/SEPARATION UNIT:FRONT	U010	50
D1496291	GUIDE:SET:TRANSFER/SEPARATION UNIT:REAR	U010	51
D1496295	COVER:HARNESS:TRANSFER/SEPARATION UNIT	U010	52
D1496309	SHAFT:ON-OFF:COLLAR:MAIN	U008	29
D1496310	BRACKET:ON-OFF:COLLAR	U008	40
D1496312	JOINT:ON-OFF:COLLAR	U008	31
D1496318	DC STEPPER MOTOR:ON-OFF	U007_S015	32
D1496333	COVER:INTERMEDIATE TRANSFER	U018	41
D1496336	TRANSFER ROLLER:ASS'Y	U008_S001	34
D1496345	CAM:SHUTTER:TM SENSOR	U008_S001	37
D1496370	TONER OUTLET UNIT:BELT CLEANING:ASS'Y	U008_S002	23
D1496511	PIPE:ASS'Y	U009	16
D1496552	GEAR:IDLER:Z30	U009	17
D1496553	GEAR:IDLER:Z61	U009	18
D1496554	GEAR:PULLEY:IDLER:Z16	U009	19
D1496555	GEAR:IDLER:Z21	U009	20
D1496556	TENSION SPRING:BELT TENSIONER	U009	21
D1496557	SYNCHRONOUS BELT:40S3M564	U009	22
D1496561	PULLEY:USED TONER	U009	23
D1496562	BRACKET:TIGHTENER:USED TONER	U009	24
D1496571	BRACKET:PULLEY:IDLER:USED TONER	U009	25
D1496574	GEAR:PULLEY:IDLER:Z18	U009	26
D1496575	FLANGE:IDLER:USED TONER	U009	27
D1496581	SHAFT:DRIVE:USED TONER:RIGHT	U009	28

Number	Part Name	Group	ID
D1496582	GEAR:USED TONER:RIGHT	U009	29
D1496583	GEAR:USED TONER:INPUT	U009	30
D1496586	SHAFT:DRIVE:USED TONER:LEFT	U009	31
D1496587	GEAR:USED TONER:LEFT	U009	32
D1496592	RAIL:COLLECTION BOTTLE	U009	35
D1496752	(C5503):(-NA/-EU/-AA):DECAL:MODEL NAME PLATE:D149:RIC:EXP	U018	42
D1496753	(C5503):(-TWN/-CHN):DECAL:MODEL NAME PLATE:RIC	U018	43
D1496766	(-NA/-EU/-AA):DECAL:CAUTION:ORIGINAL:ENGLISH	U018	44
D1496767	(-CHN):DECAL:CAUTION:ORIGINAL:CHINESE	U018	45
D1496768	(-TWN):DECAL:CAUTION:ORIGINAL:TAIWAN	U018	46
D1496851	(-NA/-AA):DECAL:MAIN SWITCH:ON-STANDBY:ENGLISH	U018	47
D1496852	(-TWN/-CHN/-EU):DECAL:MAIN SWITCH:ON-STANDBY	U018	48
D1496859	DECAL:CLEANING:SHIELD GLASS	U001_S001	57
D1496862	DECAL:SIZE INDICATION:PAPER TRAY:EXP	U018	49
D1496893	DECAL:PCU:BLACK	U001	62
D1496894	DECAL:PCU:CYAN	U001	63
D1496895	DECAL:PCU:MAGENTA	U001	64
D1496896	DECAL:PCU:YELLOW	U001	65
D1497911	DUCT:DEVELOPMENT:FRONT	U001_S001	58
D1497916	DUCT:DEVELOPMENT:FRONT MIDDLE:A	U016	18
D1497917	DUCT:DEVELOPMENT:FRONT MIDDLE:B	U016	19
D1497922	COVER:FAN:DEVELOPMENT:RIGHT LOWER	U016	20
D1497923	DUCT:DEVELOPMENT:RIGHT LOWER	U016	21
D1497931	DUCT:DEVELOPMENT:EXHAUST	U016	22
D1497932	DUCT:PCU:EXHAUST	U016	23
D1497935	CASE:FILTER:ASS'Y	U016_S001	24

## Exclusive Parts

Number	Part Name	Group	ID
D1497938	OZONE FILTER	U016_S001	26
D1497941	DUCT:EXHAUST:UPPER:A	U016	27
D1497942	DUCT:EXHAUST:UPPER:B	U016	28
D1497943	DUCT:EXHAUST:UPPER:C	U016	29
D1497944	DUCT:EXHAUST:UPPER:D	U016	30
D1497945	DEODORIZE FILTER	U016	31
D1497951	DUCT:SUPPLY:A	U016	32
D1497952	DUCT:SUPPLY:B	U016	33
D1497953	DUCT:SUPPLY:C	U016	34
D1497954	DUCT:SUPPLY:D	U016	35
D1497955	DUCT:SUPPLY:FAN:UPPER	U016	36
D1497956	DUCT:SUPPLY:FAN:LOWER	U016	37
D1497957	DUCT:DRIVE:COOLING:A	U016	38
D1497958	DUCT:DRIVE:COOLING:B	U016	39
D1497961	DUCT:PAPER:COOLING:A	U016	40
D1497962	DUCT:PAPER:COOLING:B	U016	41
D1497971	DUCT:EXHAUST:REAR:A	U016	42
D1497972	DUCT:EXHAUST:REAR:B	U016	43
D1497973	DUCT:EXHAUST:REAR:C	U016	44
D1497981	DUCT:POWER SUPPLY UNIT:EXHAUST	U016	45
D1497982	DUCT:POWER SUPPLY UNIT	U016	46
D1497983	BRACKET:FAN:POWER SUPPLY UNIT	U016	47
D1497984	DUCT:REAR:POWER SUPPLY UNIT	U001	59
D1497986	GUIDE:THERMISTOR	U016	48
D1501095	BRACKET:POSITIONING:FUSING UNIT:M3	U016	49
D1501231	COVER:UPPER:FRONT	U001	11
D1501235	COVER:UPPER:INNER BACK:BIN	U001	15
D1501244	COVER:FRONT:RIGHT UPPER	U001	19
D1501247	COVER:FRONT:USED TONER	U001	60
D1501250	COVER:LEFT	U001	22
D1501267	COVER:RIGHT:UPPER	U001	33
D1501282	COVER:SCANNER:UPPER:FRONT	U001	41
D1502676	(C6003):HOLDER:FRONT	U013_S002_S004_S001	199

Number	Part Name	Group	ID
D1502677	(C6003):HOLDER:REAR	U013_S002_S004_S001	200
D1502678	(C6003):LEVER:PAPER THICK:PEEN	U013_S002_S004_S001	201
D1502684	(C6003):ROLLER:DRIVEN	U013_S002_S004_S001	202
D1502709	(C6003):PAPER FEED UNIT:NO.1:ASS'Y	U005_S004	142
D1502741	(D150)GUIDE PLATE:VERTICAL TRANSPORT:PAPER FEED UNIT:PAPER THICK	U005_S004	124
D1502759	(C6003):TRANSPORT ROLLER:VERTICAL TRANSPORT:ASS'Y	U005_S004_S001	125
D1502782	(C6003):PLATE:HARNESS:PAPER FEED UNIT:PAPER THICK	U005_S004	126
D1504037	(-TWN):SLEEVE:FUSING:CDE:SERVICE	U011_S005	97
D1504041	(-NA):SLEEVE:FUSING:CDE:SERVICE	U011_S004	92
D1504042	(-CHN/-EU/-AA):SLEEVE:FUSING:CDE:SERVICE	U011_S001_S002 U011_S002_S002 U011_S003	96 96 96
D1504061	(-NA):FUSING UNIT:SERVICE	U011_S004	105
D1504062	(-CHN/-EU/-AA):FUSING UNIT:SERVICE	U011_S001 U011_S002 U011_S003	106 106 106
D1504063	(-TWN):FUSING UNIT:SERVICE	U011_S005	104
D1504533	(C6003):DUPLEX UNIT:ASS'Y	U013_S002	247
D1504721	(C6003):MANUAL FEED TABLE:METIS-C1E:EXP:ASS'Y	U013_S002_S001	229
D1504742	(C6003):GUIDE PLATE:VERTICAL TRANSPORT:DRIVEN:PAPER THICK:ASS'Y	U013_S002_S004	207
D1504743	(C6003):GUIDE PLATE:VERTICAL TRANSPORT:DRIVEN:PAPER THICK:ASS'Y	U013_S002_S004_S001	230
D1504822	(C6003):MANUAL FEED UNIT:ASS'Y	U013_S002_S002	249

## Exclusive Parts

Number	Part Name	Group	ID
D1505114	BCU:SPDF(for D148/D149/D150)	U015	61
D1505120	(C6003):PCB:IOB:TRANSPORT	U015	62
D1505624	PCB:IMAGE PROCESSING UNIT:TYPE-S1MD-SUB	U015	63
D1505656	PCB:IPU:SPDF (for D148/D149/D150)	U015	64
D1506752	(C6003):(-NA/-EU/-AA):DECAL:MODEL NAME PLATE:RIC:EXP	U018	50
D1506753	(C6003):(-TWN/-CHN):DECAL:MODEL NAME PLATE:RIC	U018	51
D1506754	(C6003):(-CHN):DECAL:MODEL NAME PLATE:GES	U018	52
D1509591	TOTAL COUNTER SERVICE SET	U015	72
D1751358	DRIVE UNIT:FUSING/PAPER EXIT UNIT:ASS'Y	U014_S005	28
D1771499	LCD:TFT:WVGA-9:LED:SH/AUO	U002_S003	13
		U002_S004	13
		U002_S005	13
		U002_S006	13
		U002_S007	13
D1771592	SCREW:M3X6	U002	49
D1775686	PCB:DCSW	U015	45
D1776098	FLAT BELT-TRANSFER:INTERMEDIATE TRANSFER:T	U008_S001	19
D1821425	LCD:TFT:WVGA-9:LED:SH/AUO	U002	50
D1821432	CABLE:FFC:LCD	U002_S003	61
		U002_S004	61
		U002_S005	61
		U002_S006	61
		U002_S007	61
D1860404	(-NA/-TWN):KIT:HEATER:DEHUMIDIFIER	U017	3
D1860405	(-EU/-AA/-CHN):KIT:HEATER:DEHUMIDIFIER	U017	4
D1862218	PCU:BLACK:SERVICE PARTS	U006_S001_S001	43
D1862219	PCU:COLLAR:SERVICE PARTS	U006_S002_S001	44
		U006_S003_S001	44
		U006_S004_S001	44

Number	Part Name	Group	ID
D1862275	PCDU:BLACK:SERVICE PARTS	U006_S001	46
D1862276	PCDU:CYAN:SERVICE PARTS	U006_S002	42
D1862277	PCDU:MAGENTA:SERVICE PARTS	U006_S003	47
D1862278	PCDU:YELLOW:SERVICE PARTS	U006_S004	45
D1863054	DEVELOPMENT UNIT:BLACK:SERVICE PARTS	U006_S001_S002	16
D1863064	DEVELOPMENT UNIT:CYAN:SERVICE PARTS	U006_S002_S002	13
D1863074	DEVELOPMENT UNIT:MAGENTA:SERVICE PARTS	U006_S003_S002	18
D1863084	DEVELOPMENT UNIT:YELLOW:SERVICE PARTS	U006_S004_S002	53
D1885216	(C4503):PCB:EX3_CTL(AR)	U015_S003	83
D1885218	(C5503):PCB:EX3_CTL(AR):EXP	U015_S005	84
D1885219	(C6003):PCB:E:EX3_CTL(AR)	U015_S007	85
D1885232	(C4503 Smart Operation Panel):PCB:CTL:EXP	U015_S004	39
D1885233	(C5503 Smart Operation Panel):PCB:D:EX3_CTL(CH)	U015_S006	60
D1885234	(C6003 Smart Operation Panel):PCB:E:EX3_CTL(CH)	U015_S008	66
D2022640	EXTENSION TRAY:NO.1	U013_S001_S003	102
D2022641	EXTENSION TRAY:NO.2	U013_S001_S003	103
D2022646	ARM:MANUAL FEED:REAR UPPER	U013_S001_S003	101
D2024458	ROLLER:DRIVEN:EXIT	U012_S001	42
D2024644	GEAR:MECHANICAL ROLLER CLUTCH	U013_S001	113
		U013_S002	113
D2024682	DRIVEN ROLLER:DIA16	U013_S001	129
		U013_S002	129
D2024692	SHAFT:PRESSURE:GUIDE PLATE:UPPER	U013_S001	58
		U013_S002	58
D2024717	GEAR:FEED:MANUAL FEED:DRIVE	U013_S001	147
		U013_S002	147
D2024718	GEAR:SEPARATOR:MANUAL FEED:DRIVE	U013_S001	148
		U013_S002	148
D2024719	GEAR:TRANSPORT ROLLER:MANUAL FEED	U013_S001	149
		U013_S002	149
D2024726	TORSION SPRING:LINK:CONTACT	U013_S001	141



## Exclusive Parts

Number	Part Name	Group	ID
	POINT	U013_S002	141
D2145760	(D150-EU(25))(D148-NA(81)):IC CARD:NFC_HEDGEHOG-M	U018	60
D2231381	DECAL:EXPOSURE GLASS:CLEANING	U018	59
D2411251	COVER:LEFT:UPPER	U001	23
D2411309	MAGNET CATCH	U001_S001	67
D2411591	BRACKET:OPERATION SUB-UNIT:PEEN	U002	45
D2411727	SHEET:GAP:ASS'Y	U003	27
D2412576	GUIDE PLATE:REGISTRATION:FRONT LEFT	U005	146
D2412676	HOLDER:DRIVEN:BELT	U013_S001_S001	64
		U013_S001_S002	64
		U013_S002_S003	64
D2412678	SHAFT:FLAT CONVEYER BELT:DRIVEN	U013_S001_S001	94
		U013_S001_S002	94
		U013_S002_S003	94
		U013_S002_S004_S001	94
D2412709	PAPER FEED UNIT:NO.2:ASS'Y	U005_S001	144
D2412731	STOPPER:GUIDE PLATE:SWIVEL	U005	141
D2412736	BRACKET:SEPARATE:REAR	U005_S001	34
		U005_S002	34
		U005_S004	34
D2412741	(C4503/C5503):GUIDE PLATE:VERTICAL TRANSPORT:PAPER FEED UNIT:NO.1	U005_S002	53
D2412742	GUIDE PLATE:VERTICAL TRANSPORT:PAPER FEED UNIT:NO.2	U005_S001	54
D2412754	COIL SPRING:PRESSURE:SEPARATE	U005_S001	39
		U005_S002	39
		U005_S004	39
D2412759	TRANSPORT ROLLER:VERTICAL TRANSPORT:ASS'Y	U005_S001	55
		U005_S002	55
D2412782	PLATE:HARNESS:PAPER FEED UNIT	U005_S001	65
		U005_S002	65
D2412837	DECAL:SET:SIDE FENCE:AUXILIA	U005_S008	82

Number	Part Name	Group	ID
	RY	U005_S009	82
		U005_S010	82
		U005_S011	82
		U005_S012	82
D2412869	DECAL:SIZE INDICATION:SIDE FENCE:NO.2	U005_S008	100
		U005_S009	100
		U005_S010	100
		U005_S011	100
		U005_S012	100
D2412875	SIDE FENCE:FRONT:ASS'Y	U005_S008_S001	103
		U005_S009_S001	103
		U005_S010_S001	103
		U005_S011_S001	103
		U005_S012_S001	103
D2412906	LEVER:STRETCH:PAPER TRAY:ASS'Y	U005	145
D2414221	STRIPPER PLATE:FUSING EXIT:ASS'Y	U011_S001	100
		U011_S002	100
		U011_S003	100
		U011_S004	100
		U011_S005	100
D2414640	(C4503/C5503):TRANSPORT ROLLER:EXIT:DIA8	U013_S001	190
D2414642	TRANSPORT ROLLER:DUPLIX:1	U013_S001	111
		U013_S002	111
D2414643	TRANSPORT ROLLER:ENTRANCE	U013_S001	112
		U013_S002	112
D2414681	BRACKET:MOTOR:PEEN	U013_S001	242
		U013_S002	242
D2414722	BRACKET:FRONT	U013_S001_S004	159
		U013_S002_S002	159
D2414761	DRIVEN ROLLER:DIA16	U013_S001	179
		U013_S002	179
D2414762	DRIVEN ROLLER:DIA18	U013_S001	180
		U013_S002	180
D2414765	PULLEY:T26	U013_S001	238
		U013_S002	238
D2414766	PULLEY:T26/T26	U013_S001	182

## Exclusive Parts

Number	Part Name	Group	ID
		U013_S002	182
D2414899	(C4503/C5503):SHEET:RACK:MANUAL FEED	U013_S001_S003	244
D2416346	PLAIN SHAFT BEARING:ROLLER:BACK UP:FRONT:PRESS FIT	U008_S001	41
D2416347	PLAIN SHAFT BEARING:ROLLER:BACK UP:REAR:PRESS FIT	U008_S001	42
D2426400	(-EU/-AA/-CHN/-TWN):COLLECTION BOTTLE:ASS'Y	U009_S001	15
		U009_S002	15
		U009_S003	15
		U009_S004	15
D2426410	(-NA/-LA):COLLECTION BOTTLE:ASS'Y	U009_S005	38
		U009_S006	38
D2426432	FEELER:COLLECTION BOTTLE	U009_S001	36
		U009_S002	36
		U009_S003	36
		U009_S004	36
		U009_S005	36
		U009_S006	36
D2442856	GRIP:PAPER TRAY	U005_S007	95
		U005_S008	95
		U005_S009	95
		U005_S010	95
		U005_S011	95
		U005_S012	95
D2581317	HOLDER:GLASS:CLEANER:ASS'Y	U018	26
D2894655	GRIP:DUPLEX UNIT	U013_S001	257
		U013_S002	257
D3B06303	(-NA/-TWN/-EU/-AA):DECAL:CAUTION:ORIGINAL:MANY LANGUAGES	U018	57
D3BR2201	(-NA/-TWN):HEATER:PHOTOCONDUCTOR:ASS'Y	U017	7
D3G32202	(-CHN/-EU/-AA):HEATER:PHOTOCONDUCTOR:ASS'Y	U017	11
D6457901	(-NA/-EU/-AA):SHEET:EULA:20LANGUAGES	U018	53
D6457902	(-NA/-EU/-AA):SEAL:CAUTION:20LANGUAGES	U018	54

Number	Part Name	Group	ID
D6836031	DECAL:SET:ORIGINAL TABLE	U018	55
D6842163	SYNCHRONOUS BELT:40S2M122	U012_S001_S001	28
D6846031	(C4503/C5503):(-EU):DECAL:ORIGINAL TABLE	U018	56
D6932867	SUPPORTING PLATE:COVER:FRONT:PAPER TRAY	U005_S008	135
		U005_S009	135
		U005_S010	135
		U005_S011	135
		U005_S012	135
D7390072	(-EU/-AA/-CHN):HEATER:SCANNER:ASS'Y	U017	2
D7390073	(-NA/-TWN):HEATER:SCANNER:ASS'Y	U017	10
D7390506	(-NA/-TWN):ELECTRICAL COMPONENTS SECTION:ASS'Y	U017	5
D7390507	(-EU/-AA/-CHN):ELECTRICAL COMPONENTS SECTION:ASS'Y	U017	6
GA003033	DECAL - SHIELDING PLATE K	U006_S001_S001	22
GA143003	SCREW:MM5:2.5MM	U005	128
		U010_S001_S001	53
GW010007	PHOTO REFLECTION SENSOR:EXIT	U005	129
		U005_S001	129
		U005_S002	129
		U005_S004	129
		U012_S001	59
		U013_S001	208
		U013_S002	208
		U008_S003	35
GW010009	DENSITY SENSOR	U008_S003	35
GW230008	TONER END SENSOR	U007_S013	33
		U007_S014	33
		U007_S015	33
		U007_S016	33
GX640031	FAN MOTOR:DC:2.64W	U015	67
		U016	50
M0261815	CLAMP:MIRROR:NO.1	U003_S002	66
M0662743	FRICTION PAD:MANUAL FEED TABLE:18X7.5	U013_S001_S003	209
		U013_S002_S001	209
M0662749	OIL DAMPER:STRAIGHT:30N	U013_S001_S004	210

## Exclusive Parts

Number	Part Name	Group	ID
		U013_S002_S002	210
M0AJ2379	DUCT:GEAR:DEVELOPMENT:SUB-ASS'Y	U006_S001	37
		U006_S002	37
		U006_S003	37
		U006_S004	37
M4445201	HDD:320GB:AQUARIUS	U015	68
Note	See 2D parts catalog for the components of the Smart Operation Panel Type M3.	U002_S001	72
		U002_S002	72
VSSG9002	FLUOTRIBO MG GREASE : 100G	SPECIAL TOOLS	7


## Standard Parts



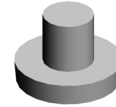
03130060N  
SCREW - M3X6




03140120N  
SCREW - M4X12



03520030N  
SCREW:M2X3



03530030N  
SCREW:M3X3



03530040N  
SCREW - M3X4



03530060N  
BIND SCREW - M3X6



03603006N  
SCREW - M3X6



03603016N  
SCREW - M3X16



04503025N  
TAPPING SCREW:3X25



04503035N  
TAPPING SCREW:3X35



04513025N  
TAPPING SCREW:M3X25



04533008N  
BINDING SELF TAPPING SCREW:3X8




04543006N  
TAPPING SCREW:ROUND POINT:3X6




04543006Q  
TAPPING SCREW - M3X6



04543008N  
TAPPING SCREW:ROUND POINT:3X8



04543008Q  
TAPPING SCREW:3X8



04543020Q  
TAPPING SCREW::3X20



04583008N  
HEXAGON HEAD TAPPING SCREW:3X8



04583010N  
HEXAGON HEAD TAPPING SCREW:3X10



04583012N  
HEXAGON HEAD TAPPING SCREW:3X12



04593008N  
BINDING HEAD TAPPING SCREW:3X8



04593010N  
BINDING HEAD TAPPING SCREW:3X10



06330100G  
PARALLEL PIN - 3X10



07200025E  
RETAINING RING - M2.5



07200030E  
RETAINING RING - M3



07200040E  
RETAINING RING - M4



07200060E  
RETAINING RING - M6



07250170E  
RETAINING RING C - M17

## Standard Parts



07403808  
BALL BEARING - 8X16X5MM



08025299  
TAPPING SCREW - M3X8



08025312  
TAPPING SCREW:WASHER:3  
X10



08025328  
HEXAGON HEAD TAPPING S  
CREW:3X40



08046123  
HEXAGONAL BOLT:W/WASH  
ER:M3X8



08046128  
HEXAGONAL BOLT:DOUBLE  
SCREW:M3X10



08046129  
HEXAGON HEAD BOLT:IB-LO  
CK:M3X6



08050089  
RETAINING RING - M4



08050100  
RETAINING RING - M2.5



08050103  
RETAINING RINGS-E:SILENC  
ER:DIA3



08050104  
RETAINING RINGS-E:SILENC  
ER:DIA4



08050106  
RETAINING RINGS-E:SILENC  
ER:DIA6



09574008N  
SCREW:SMALL ROUND/SPRI  
NG:M4X8




11050488  
HARNESS CLAMP




11050517  
HARNESS CLAMP - LWS-211  
1Z



11050692  
CLAMP:LES-0503




11050723  
CLAMPS:WES-0507



11050724  
CLAMPS:WES-1210



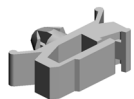
11050725  
CLAMPS:WES-1117




11050726  
CLAMPS:WES-2217



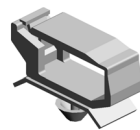
11050738  
CLAMP:LBWS-0511S-V0



11050758  
CLAMP:LWSM-0306A




11050759  
CLAMP:LWSM-0605A



11050760  
CLAMP:LWSM-0511A




11050762  
CLAMP:LWS-0711A



11050764  
CLAMP:LWS-1316A

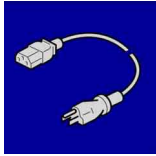


11050765  
CLAMP:LWS-2218A

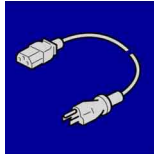


11071239  
(-CHN/-EU/-AA):FUSE:TLC-8A  
-N4

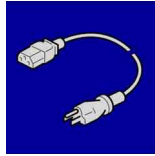
## Standard Parts




11500440  
(-NA):POWER SUPPLY CODE  
:120V:15A



11500441  
(-EU/-AA):POWER SUPPLY C  
ODE:250V:10A



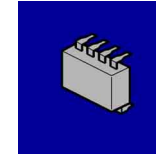
11500442  
(-CHN):POWER SUPPLY COD  
E:250V:10A




11500443  
(-TWN):POWER SUPPLY CO  
DE:125V:15A




12042612  
MICRO SWITCH:D3V-16506-3  
C25



14077667  
EEPROM:BR24T128-W



16072470  
FERRITE CORE:GRFC-10



19070159  
SO-DIMM:DDR3:2GYTE:1333  
MBPS

## PM Part List

Number	Part Name	Num	Group	ID
D0BQ6141	CLEANING UNIT:BELT CLEANING:ASS'Y	1	U008	48
D1477937	FILTER:PREVENTFENCE:10	1	U016_S001	25
D1496207	TRANSFER UNIT:INTERMEDIATE TRANSFER:ASS'Y	1	U008_S001	47
D1496212	TRANSFER ROLLER:SECOND:ASS'Y	1	U010_S001_S002	29
D1504037	(-TWN):SLEEVE:FUSING:CDE:SERVICE	1	U011_S005	97
D1504042	(-CHN/-EU/-AA):SLEEVE:FUSING:CDE:SERVICE	3	U011_S001_S002	96
			U011_S002_S002	96
			U011_S003	96
D1862218	PCU:BLACK:SERVICE PARTS	1	U006_S001_S001	43
D1862219	PCU:COLLAR:SERVICE PARTS	3	U006_S002_S001	44
			U006_S003_S001	44
			U006_S004_S001	44
D1863054	DEVELOPMENT UNIT:BLACK:SERVICE PARTS	1	U006_S001_S002	16
D1863064	DEVELOPMENT UNIT:CYAN:SERVICE PARTS	1	U006_S002_S002	13
D1863074	DEVELOPMENT UNIT:MAGENTA:SERVICE PARTS	1	U006_S003_S002	18
D1863084	DEVELOPMENT UNIT:YELLOW:SERVICE PARTS	1	U006_S004_S002	53

## Design Change List

Number	Title	Set	Old Part		New Part		Index No.		Q'ty	Interchg		Reason	Cut-in S/N
			P/N	Name	P/N	Name	Group	ID		Indiv.	Set		
202307-01	2307 Modification	-	D1495701	SAFETY SWITCH :ASS'Y	D0BQR041	SAFETY SWITCH :ASS'Y	U015_S001	86	1	O/O			
202306-01	2306 Modification	-	D1751357	DRIVE UNIT:FUSI NG/PAPER EXIT UNIT:ASS'Y	D1751358	DRIVE UNIT:FUSI NG/PAPER EXIT UNIT:ASS'Y	U014_S005	28	1	O/O			
202306-02	2306 Modification	-	D1492582	GUIDE PLATE:R EGISTRATION:F RONT RIGHT	D0E32582	GUIDE PLATE:R EGISTRATION:F RONT RIGHT	U010_S001	20	1	O/O			
202305-01	2305 Modification	-	D1492835	RACK:SIDE FEN CE	D0E32835	RACK:SIDE FEN CE	U005_S007	80	2	O/O			
							U005_S008	80	2				
							U005_S009	80	2				
							U005_S010	80	2				
							U005_S011	80	2				
							U005_S012	80	2				
202303-01	2303 Modification	-	D1492721	GUIDE PLATE:S WIVEL:NO.2	D0E32721	GUIDE PLATE:S WIVEL:NO.2	U005	50	1	O/O			
202303-02	2303 Modification	-	D1495703	BRACKET:MICR O SWITCH			U015_S001	46	1				
202303-03	2303 Modification	-			D1495701	SAFETY SWITCH :ASS'Y	U015	86	1				
202302-01	2302 Modification	-	D3BR2202	(-CHN/-EU/-AA):H EATER:PHOTOC ONDUCTOR:ASS 'Y	D3G32202	(-CHN/-EU/-AA):H EATER:PHOTOC ONDUCTOR:ASS 'Y	U017	11	3	X/O			
202211-01	2211 Modification	-	AE020266	PRESSURE ROL LER:DIA32:SERV ICE PARTS	AE020268	PRESSURE ROL LER:DIA32:SERV ICE PARTS	U011_S001	108	1	O/O			
			AE020266	PRESSURE ROL LER:DIA32:SERV ICE PARTS	AE020268	PRESSURE ROL LER:DIA32:SERV ICE PARTS	U011_S002	108	1	O/O			



## Design Change List

Number	Title	Set	Old Part		New Part		Index No.		Q'ty	Interchg		Reason	Cut-in S/N
			P/N	Name	P/N	Name	Group	ID		Indiv.	Set		
		-	AE020266	PRESSURE ROLLER:DIA32:SERVICE PARTS	AE020268	PRESSURE ROLLER:DIA32:SERVICE PARTS	U011_S003	108	1	O/O			
202208-03	2208 Modification	-	D1496215	GUIDE PLATE:TRANSFER:SECOND:ASS'Y	D1496217	GUIDE PLATE:TRANSFER:SECOND:ASS'Y	U010_S001_S001	59	1	O/O			
202208-04	2208 Modification	-	D1496206	TRANSFER/SEPARATION UNIT:ASS'Y	D1496208	TRANSFER/SEPARATION UNIT:ASS'Y	U010_S001	62	1	O/O			
202208-05	2208 Modification	-	D1885214	(C6003):PCB:E:EX3_CTL(AR):EXP	D1885219	(C6003):PCB:E:EX3_CTL(AR)	U015_S007	85	1	O/O			
202203-01	2203 Modification	-	D0BQ3286	TRANSPORT SCREW:NOZZLE:CMY:ASS'Y	D0BQ3284	TRANSPORT SCREW:NOZZLE:CMY:ASS'Y	U007_S010	45	1	O/O			
			D0BQ3286	TRANSPORT SCREW:NOZZLE:CMY:ASS'Y	D0BQ3284	TRANSPORT SCREW:NOZZLE:CMY:ASS'Y	U007_S011	45	1	O/O			
			D0BQ3286	TRANSPORT SCREW:NOZZLE:CMY:ASS'Y	D0BQ3284	TRANSPORT SCREW:NOZZLE:CMY:ASS'Y	U007_S012	45	1	O/O			
202203-02	2203 Modification	-	D0BQ3285	TRANSPORT SCREW:NOZZLE:BK:ASS'Y	D0BQ3283	TRANSPORT SCREW:NOZZLE:BK:ASS'Y	U007_S009	46	1	O/O			
202202-102	2202 Modification	-	AA043980	TIMING BELT:30S2M300	D0BQ4648	SYNCHRONOUS BELT:30S2M300	U013_S001	21	1	O/O			
202201-01	2201 Modification	-			D1496039	COMPRESSION SPRING:LEVER	U008_S001	51	1				
202112-01	2112 Modification	-	D1494646	SYNCHRONOUS BELT:30S2M262	D0BQ4646	SYNCHRONOUS BELT:30S2M262	U013_S001	115	1	O/O			
202112-02	2112 Modification	-	D1494645	SYNCHRONOUS	D0BQ4645	SYNCHRONOUS	U013_S001	114	1	O/O			

## Design Change List

Number	Title	Set	Old Part		New Part		Index No.		Q'ty	Interchg		Reason	Cut-in S/N
			P/N	Name	P/N	Name	Group	ID		Indiv.	Set		
		-		BELT:30S2M118		BELT:30S2M118							
202111-01	2111 Modification	-	D1496008	TRANSFER UNIT :INTERMEDIATE TRANSFER:ASS' Y	D1496207	TRANSFER UNIT :INTERMEDIATE TRANSFER:ASS' Y	U008_S001	47	1	O/O			
202111-02	2111 Modification	-	D1481412	(-EU):OPERATIO N SUB-UNIT:ASS' Y	D1481422	(-EU):OPERATIO N SUB-UNIT:ASS' Y	U002_S003	63	1	O/O			
202109-01	2109 Modification	-	D2412880	SIDE FENCE:RE AR:ASS'Y	D0BQ2880	SIDE FENCE:RE AR:ASS'Y	U005_S008 _S002	156	1	O/O			
			D2412880	SIDE FENCE:RE AR:ASS'Y	D0BQ2880	SIDE FENCE:RE AR:ASS'Y	U005_S009 _S002	156	1	O/O			
			D2412880	SIDE FENCE:RE AR:ASS'Y	D0BQ2880	SIDE FENCE:RE AR:ASS'Y	U005_S010 _S002	156	1	O/O			
			D2412880	SIDE FENCE:RE AR:ASS'Y	D0BQ2880	SIDE FENCE:RE AR:ASS'Y	U005_S011 _S002	156	1	O/O			
			D2412880	SIDE FENCE:RE AR:ASS'Y	D0BQ2880	SIDE FENCE:RE AR:ASS'Y	U005_S012 _S002	156	1	O/O			
202109-02	2109 Modification	-	D1491425	LCD:TFT:WVGA- 9:LED:CMI	D1771499	LCD:TFT:WVGA- 9:LED:SH/AUO	U002_S003	13	1	O/O			
							U002_S004	13	1				
							U002_S005	13	1				
							U002_S006	13	1				
							U002_S007	13	1				
202106-01	2106 Modification	-	D2412805	PAPER TRAY:NO .2:ASS'Y	D0BQ2805	PAPER TRAY:NO .2:ASS'Y	U005_S008	155	1	O/O			
			D2412805	PAPER TRAY:NO .2:ASS'Y	D0BQ2805	PAPER TRAY:NO .2:ASS'Y	U005_S009	155	1	O/O			
			D2412805	PAPER TRAY:NO .2:ASS'Y	D0BQ2805	PAPER TRAY:NO .2:ASS'Y	U005_S010	155	1	O/O			
			D2412805	PAPER TRAY:NO .2:ASS'Y	D0BQ2805	PAPER TRAY:NO .2:ASS'Y	U005_S011	155	1	O/O			

## Design Change List

Number	Title	Set	Old Part		New Part		Index No.		Q'ty	Interchg		Reason	Cut-in S/N
			P/N	Name	P/N	Name	Group	ID		Indiv.	Set		
		-		.2:ASS'Y		.2:ASS'Y							
			D2412805	PAPER TRAY:NO .2:ASS'Y	D0BQ2805	PAPER TRAY:NO .2:ASS'Y	U005_S012	155	1	O/O			
202106-02	2106 Modification	-	D1491856	OPTICAL WRITIN G SECTION:SER VICE PARTS:4LD A:ASS'Y	D1491857	OPTICAL WRITIN G SECTION:SER VICE PARTS:4LD A:ASS'Y	U004_S001	8	1	O/O			
202105-01	2105 Modification	-	D1496112	ROLLER:FLAT B ELT-TRANSFER: FACE FRONT:AS S'Y	D0BQ6125	ROLLER:FLAT B ELT-TRANSFER: FACE FRONT:AS S'Y	U008_S001	43	1	O/O			
202105-02	2105 Modification	-	D1492688	TENSION SPRIN G:WIRE	D0BQ2688	TENSION SPRIN G:WIRE	U013_S001 _S003	97	1	O/O			
202105-03	2105 Modification	-	D1496311	GEAR:ON-OFF:C OLLAR:OUTPUT	D0BQ6311	GEAR:ON-OFF:C OLLAR:OUTPUT: HS	U008	30	1	O/O			
202105-04	2105 Modification	-			B2231163	JOINT:ON-OFF:I NTERMEDIATE T RANSFER	U014_S001	33	1				
202102-01	2102 Modification	-	D1494690	TORSION SPRIN G:LINK	D1484690	TORSION SPRIN G:LINK	U013_S001	140	1	O/O			
							U013_S002	140	1				
202012-01	2012 Modification	-	D1885213	(C5503):PCB:ME T-C1:D:EX3_CTL( AR):EXP	D1885218	(C5503):PCB:EX3 _CTL(AR):EXP	U015_S005	84	1	O/O			
202011-01	2011 Modification	-	D0BQ3287	TRANSPORT SC REW:NOZZLE:BK :ASS'Y	D0BQ3285	TRANSPORT SC REW:NOZZLE:BK :ASS'Y	U007	46	1	O/O			
202011-02	2011 Modification	-	D0BQ3240	TONER HOPPER :TONER SUPPLY :BK:ASS'Y	D0BQ3242	TONER HOPPER :TONER SUPPLY :BK:ASS'Y	U007_S013	39	1	O/O			

## Design Change List

Number	Title	Set	Old Part		New Part		Index No.		Q'ty	Interchg		Reason	Cut-in S/N
			P/N	Name	P/N	Name	Group	ID		Indiv.	Set		
202011-03	2011 Modification	-	D0BQ3270	TONER HOPPER :TONER SUPPLY :C:ASS'Y	D0BQ3272	TONER HOPPER :TONER SUPPLY :C:ASS'Y	U007_S014	40	1	O/O			
202011-04	2011 Modification	-	D0BQ3280	TONER HOPPER :TONER SUPPLY :M:ASS'Y	D0BQ3282	TONER HOPPER :TONER SUPPLY :M:ASS'Y	U007_S015	41	1	O/O			
202011-05	2011 Modification	-	D0BQ3310	TONER HOPPER :TONER SUPPLY :Y:ASS'Y	D0BQ3312	TONER HOPPER :TONER SUPPLY :Y:ASS'Y	U007_S016	42	1	O/O			
202011-06	2011 Modification	-	D1492773	PULLEY:PICKUP: MECHANICAL R OLLER CLUTCH	D0BQ2773	PULLEY:PICKUP: MECHANICAL R OLLER CLUTCH: U	U005_S001	58	1	X/O			
							U005_S002	58	1				
							U005_S004	58	1				
202010-01	2010 Modification	-	D1863083	DEVELOPMENT UNIT:YELLOW:S ERVICE PARTS	D1863084	DEVELOPMENT UNIT:YELLOW:S ERVICE PARTS	U006_S004 _S002	53	1	O/O			
202010-02	2010 Modification	-	D0BQ3288	TRANSPORT SC REW:NOZZLE:C MY:ASS'Y	D0BQ3286	TRANSPORT SC REW:NOZZLE:C MY:ASS'Y	U007	45	1	O/O			
			D0BQ3288	TRANSPORT SC REW:NOZZLE:C MY:ASS'Y	D0BQ3286	TRANSPORT SC REW:NOZZLE:C MY:ASS'Y	U007	45	1	O/O			
			D0BQ3288	TRANSPORT SC REW:NOZZLE:C MY:ASS'Y	D0BQ3286	TRANSPORT SC REW:NOZZLE:C MY:ASS'Y	U007	45	1	O/O			
202010-03	2010 Modification	-	D1885212	(C4503):PCB:ME T-C1:C:EX3_CTL( AR):EXP	D1885216	(C4503):PCB:EX3 _CTL(AR)	U015_S003	83	1	O/O			
202009-01	2009 Modification	-	D1494691	TORSION SPRIN G:LINK:CONTAC	D2024726	TORSION SPRIN G:LINK:CONTAC	U013_S001	141	1	O/O			
							U013_S002	141	1				

## Design Change List

Number	Title	Set	Old Part		New Part		Index No.		Q'ty	Interchg		Reason	Cut-in S/N
			P/N	Name	P/N	Name	Group	ID		Indiv.	Set		
		-		T POINT		T POINT							
202008-01	2008 Modification	-	D1863081	DEVELOPMENT UNIT:YELLOW:SERVICE PARTS:DOM	D1863083	DEVELOPMENT UNIT:YELLOW:SERVICE PARTS	U006_S004	19	1	X/O			
202008-02	2008 Modification	-	D1494423	SYNCHRONOUS BELT:40S2M122	D6842163	SYNCHRONOUS BELT:40S2M122	U012_S001_S001	28	1	O/O			
202007-01	2007 Modification	-	D1863062	DEVELOPMENT UNIT:CYAN:SERVICE PARTS	D1863064	DEVELOPMENT UNIT:CYAN:SERVICE PARTS	U006_S002_S002	13	1	X/O			
202007-02	2007 Modification	-	D2426400	(-EU/-AA/-CHN/-TWN):COLLECTION BOTTLE:ASS'Y	D2426410	(-NA/-LA):COLLECTION BOTTLE:ASS'Y	U009_S005	38	1	O/O		NA Region only	
202007-03	2007 Modification	-			D2426410	(-NA/-LA):COLLECTION BOTTLE:ASS'Y	U009_S006	38	1				
202006-01	2006 Modification	-	D1863051	DEVELOPMENT UNIT:BLACK:SERVICE PARTS:DOM	D1863054	DEVELOPMENT UNIT:BLACK:SERVICE PARTS	U006_S001_S002	16	1	X/O			
202006-02	2006 Modification	-	D1863071	DEVELOPMENT UNIT:MAGENTA:SERVICE PARTS:DOM	D1863074	DEVELOPMENT UNIT:MAGENTA:SERVICE PARTS	U006_S003_S002	18	1	X/O			
202006-03	2006 Modification	-	D1493307	BASE:TONER SUPPLY	D0AF3307	BASE:TONER SUPPLY	U007	23	1	O/O			
202006-04	2006 Modification	-	D1473288	TRANSPORT SCREW:NOZZLE:CMY:ASS'Y	D0BQ3288	TRANSPORT SCREW:NOZZLE:CMY:ASS'Y	U007	44	1	O/O			
			D1473288	TRANSPORT SCREW:NOZZLE:CMY:ASS'Y	D0BQ3288	TRANSPORT SCREW:NOZZLE:CMY:ASS'Y	U007	44	1	O/O			

## Design Change List

Number	Title	Set	Old Part		New Part		Index No.		Q'ty	Interchg		Reason	Cut-in S/N
			P/N	Name	P/N	Name	Group	ID		Indiv.	Set		
		-		REW:NOZZLE:C MY:ASS'Y		REW:NOZZLE:C MY:ASS'Y							
			D1473288	TRANSPORT SC REW:NOZZLE:C MY:ASS'Y	D0BQ3288	TRANSPORT SC REW:NOZZLE:C MY:ASS'Y	U007	44	1	O/O			
202006-05	2006 Modification	-	D1473287	TRANSPORT SC REW:NOZZLE:BK :ASS'Y	D0BQ3287	TRANSPORT SC REW:NOZZLE:BK :ASS'Y	U007	43	1	O/O			
202005-01	2005 Modification	-	D1492850	TRAY BOTTOM P LATE:ASS'Y	D0BQ2850	TRAY BOTTOM P LATE:ASS'Y	U005_S007 _S004	92	1	O/O			
202005-02	2005 Modification	-	M0BW2615	GUIDE PLATE:SE PARATOR:ASS'Y	D0BQ2615	GUIDE PLATE:SE PARATOR:ASS'Y	U013_S002 _S002	245	1	O/O			
202004-01	2004 Modification	-	D1492384	DRUM STAY:PC U:FRONT:ASS'Y			U006_S001 _S001	4	1				
			D1492384	DRUM STAY:PC U:FRONT:ASS'Y			U006_S002 _S001	4	1				
			D1492384	DRUM STAY:PC U:FRONT:ASS'Y			U006_S003 _S001	4	1				
			D1492384	DRUM STAY:PC U:FRONT:ASS'Y			U006_S004 _S001	4	1				
201912-01	1912 Modification	-	AE020247	PRESSURE ROL LER:DIA32:SERV ICE PARTS	AE020266	PRESSURE ROL LER:DIA32:SERV ICE PARTS	U011_S001	107	1	O/O			
			AE020247	PRESSURE ROL LER:DIA32:SERV ICE PARTS	AE020266	PRESSURE ROL LER:DIA32:SERV ICE PARTS	U011_S002	107	1	O/O			
			AE020247	PRESSURE ROL LER:DIA32:SERV ICE PARTS	AE020266	PRESSURE ROL LER:DIA32:SERV ICE PARTS	U011_S003	107	1	O/O			
201912-03	1912 Modification	-	D1491855	OPTICAL WRITIN	D1491856	OPTICAL WRITIN	U004	7	1	O/O			

## Design Change List

Number	Title	Set	Old Part		New Part		Index No.		Q'ty	Interchg		Reason	Cut-in S/N
			P/N	Name	P/N	Name	Group	ID		Indiv.	Set		
		-		G UNIT:D148/D149/D150:4LDA:ASS'Y		G SECTION:SERVICE PARTS:4LDA:ASS'Y							
201912-04	1912 Modification	-	D1491375	GEAR:PRESSURE RELEASE:NO.1:MECHANICAL ROLLER CLUTCH	D0BQ1375	GEAR:PRESSURE RELEASE:NO.1:MECHANICAL ROLLER CLUTCH:U	U014_S005	32	1	X/O			
201911-01	1911 Modification	-	D1492742	GUIDE PLATE:VERTICAL TRANSPORT:PAPER FEED UNIT:NO.2	D2412742	GUIDE PLATE:VERTICAL TRANSPORT:PAPER FEED UNIT:NO.2	U005_S001	54	1	X/X			
201911-02	1911 Modification	-	D0BQ2051	CHARGE UNIT:ASS'Y	D0BQ2071	CHARGE UNIT:ASS'Y	U006_S001_S001	52	1	X/O			
			D0BQ2051	CHARGE UNIT:ASS'Y	D0BQ2071	CHARGE UNIT:ASS'Y	U006_S002_S001	52	1	X/O			
			D0BQ2051	CHARGE UNIT:ASS'Y	D0BQ2071	CHARGE UNIT:ASS'Y	U006_S003_S001	52	1	X/O			
			D0BQ2051	CHARGE UNIT:ASS'Y	D0BQ2071	CHARGE UNIT:ASS'Y	U006_S004_S001	52	1	X/O			
201911-03	1911 Modification	-			D1496133	VIBRATING PLATE:FRONT:PEEN	U008_S001	49	1				
201911-04	1911 Modification	-			D1496136	VIBRATING PLATE:REAR:PEEN	U008_S001	50	1				
201911-05	1911 Modification	-	D1492891	PAPER TRAY:NO.1:ASS'Y	D1492896	PAPER TRAY:NO.1:ASS'Y	U005_S007	109	1	O/O			
201910-01	1910 Modification	-	D1862266	PCDU:CYAN:SERVICE PARTS	D1862276	PCDU:CYAN:SERVICE PARTS	U006_S002	42	1	O/O			
201910-02	1910 Modification	-	D1496097	FLAT BELT-TRANSFER:INTERME	D1776098	FLAT BELT-TRANSFER:INTERME	U008_S001	19	1	O/O			

## Design Change List

Number	Title	Set	Old Part		New Part		Index No.		Q'ty	Interchg		Reason	Cut-in S/N
			P/N	Name	P/N	Name	Group	ID		Indiv.	Set		
		-		DIATE TRANSFER:N		DIATE TRANSFER:T							
201909-01	1909 Modification	-	D1862228	PCU:BLACK:SERVICE PARTS	D1862218	PCU:BLACK:SERVICE PARTS	U006_S001_S001	43	1	O/O			
201909-02	1909 Modification	-	D1862267	PCDU:MAGENTA:SERVICE PARTS	D1862277	PCDU:MAGENTA:SERVICE PARTS	U006_S003	47	1	O/O			
201909-03	1909 Modification	-	AW020207	PHOTOINTERRUPTOR:FLAT:PICH2MM:M4	AW020249	PHOTOINTERRUPTOR:FLAT:PICH2MM:M4	U003	22	1	O/O			
201908-01	1908 Modification	-	D1862229	PCU:COLLAR:SERVICE PARTS	D1862219	PCU:COLLAR:SERVICE PARTS	U006_S002_S001	44	1	O/O			
			D1862229	PCU:COLLAR:SERVICE PARTS	D1862219	PCU:COLLAR:SERVICE PARTS	U006_S003_S001	44	1	O/O			
			D1862229	PCU:COLLAR:SERVICE PARTS	D1862219	PCU:COLLAR:SERVICE PARTS	U006_S004_S001	44	1	O/O			
201908-02	1908 Modification	-	D1862268	PCDU:YELLOW:SERVICE PARTS	D1862278	PCDU:YELLOW:SERVICE PARTS	U006_S004	45	1	O/O			
201907-01	1907 Modification	-	D2416141	CLEANING UNIT:BELT CLEANING:C2:ASS'Y	D0BQ6141	CLEANING UNIT:BELT CLEANING:ASS'Y	U008	48	1	O/O			
201907-02	1907 Modification	-	D1473269	DRIVE UNIT:TONER BOTTLE:ASS'Y	D0BQ3219	DRIVE UNIT:TONER BOTTLE:ASS'Y	U007_S001	13	1	O/O			
			D1473269	DRIVE UNIT:TONER BOTTLE:ASS'Y	D0BQ3219	DRIVE UNIT:TONER BOTTLE:ASS'Y	U007_S002	13	1	O/O			
			D1473269	DRIVE UNIT:TONER BOTTLE:ASS'Y	D0BQ3219	DRIVE UNIT:TONER BOTTLE:ASS'Y	U007_S003	13	1	O/O			



## Design Change List

Number	Title	Set	Old Part		New Part		Index No.		Q'ty	Interchg		Reason	Cut-in S/N
			P/N	Name	P/N	Name	Group	ID		Indiv.	Set		
		-	D1473269	DRIVE UNIT:TONER BOTTLE:ASS'Y	D0BQ3219	DRIVE UNIT:TONER BOTTLE:ASS'Y	U007_S004	13	1	O/O			
201904-11	1904 Modification	B	AA063499	PRESSURE SPRING	D0BQ2653	COIL SPRING:PRESSURE:SEPARATOR	U013_S001_S004	22	1	X/X		RTB:RD147178	
201904-12	1904 Modification	B	D1492619	SHAFT:SEPARATOR:DRIVE:ASS'Y	D0BQ2619	SHAFT:SEPARATOR:DRIVE:ASS'Y	U013_S001_S004	70	1			RTB:RD147178	
201904-13	1904 Modification	B	D1494770	SHAFT:SEPARATOR:DRIVEN:ASS'Y	D0BQ2608	SHAFT:SEPARATOR:DRIVEN:ASS'Y	U013_S001_S004_S001	186	1	X/X		RTB:RD147178	
201904-14	1904 Modification	B	M0BW2615	GUIDE PLATE:SEPARATOR:ASS'Y	D0BQ2615	GUIDE PLATE:SEPARATOR:ASS'Y	U013_S001_S004	245	1	X/X		RTB:RD147178	
201906-01	1906 Modification	-	D1862296	PCDU:CYAN:SERVICE PARTS	D1862266	PCDU:CYAN:SERVICE PARTS	U006	42	1	O/O			
201906-02	1906 Modification	-	D1862265	PCDU:BLACK:SERVICE PARTS	D1862275	PCDU:BLACK:SERVICE PARTS	U006_S001	46	1	O/O			
201906-03	1906 Modification	-	D2422062	CHARGE UNIT:ASS'Y	D0BQ2051	CHARGE UNIT:ASS'Y	U006_S001_S001	48	1	O/O			
			D2422062	CHARGE UNIT:ASS'Y	D0BQ2051	CHARGE UNIT:ASS'Y	U006_S002_S001	48	1	O/O			
			D2422062	CHARGE UNIT:ASS'Y	D0BQ2051	CHARGE UNIT:ASS'Y	U006_S003_S001	48	1	O/O			
			D2422062	CHARGE UNIT:ASS'Y	D0BQ2051	CHARGE UNIT:ASS'Y	U006_S004_S001	48	1	O/O			
201904-01	1904 Modification	-	D1492840	END FENCE:PAPER TRAY:ASS'Y	D0BQ2840	END FENCE:PAPER TRAY:ASS'Y	U005_S007_S003	154	1	O/O			
			D1492840	END FENCE:PAPER TRAY:ASS'Y	D0BQ2840	END FENCE:PAPER TRAY:ASS'Y	U005_S008_S003	154	1	O/O			
			D1492840	END FENCE:PAPER TRAY:ASS'Y	D0BQ2840	END FENCE:PAPER TRAY:ASS'Y	U005_S009_S003	154	1	O/O			

## Design Change List

Number	Title	Set	Old Part		New Part		Index No.		Q'ty	Interchg		Reason	Cut-in S/N
			P/N	Name	P/N	Name	Group	ID		Indiv.	Set		
		-		ER TRAY:ASS'Y		ER TRAY:ASS'Y	_S003						
			D1492840	END FENCE:PAPER TRAY:ASS'Y	D0BQ2840	END FENCE:PAPER TRAY:ASS'Y	U005_S010_S003	154	1	O/O			
			D1492840	END FENCE:PAPER TRAY:ASS'Y	D0BQ2840	END FENCE:PAPER TRAY:ASS'Y	U005_S011_S003	154	1	O/O			
			D1492840	END FENCE:PAPER TRAY:ASS'Y	D0BQ2840	END FENCE:PAPER TRAY:ASS'Y	U005_S012_S003	154	1	O/O			
201904-02	1904 Modification	-	D2412708	(C4503/C5503):PAPER FEED UNIT:NO.1:ASS'Y	D0BQ2701	(C4503/C5503):PAPER FEED UNIT:NO.1:ASS'Y	U005_S002	153	1	O/O			
201904-03	1904 Modification	-	D1496336	TRANSFER ROLLER:ASS'Y	D0BQ6060	TRANSFER ROLLER:FC:ASS'Y	U008_S001	46	1	O/O			
			D1496336	TRANSFER ROLLER:ASS'Y	D0BQ6060	TRANSFER ROLLER:FC:ASS'Y	U008_S001	46	1	O/O			
			D1496336	TRANSFER ROLLER:ASS'Y	D0BQ6060	TRANSFER ROLLER:FC:ASS'Y	U008_S001	46	1	O/O			
201904-04	1904 Modification	-	D1493240	TONER HOPPER:TONER SUPPLY:BK:ASS'Y	D0BQ3240	TONER HOPPER:TONER SUPPLY:BK:ASS'Y	U007	39	1	O/O			
201904-09	1904 Modification	A	D1494655	GRIP:DUPLEX UNIT	D2894655	GRIP:DUPLEX UNIT	U013_S001	257	1	X/X		RTB:RD147178	
							U013_S002	257	1				
201904-10	1904 Modification	A	D1494654	SHAFT:LEVER:LOCK	D0BQ4654	SHAFT:LEVER:LOCK	U013_S001	256	1	X/X		RTB:RD147178	
							U013_S002	256	1				
201905-01	1905 Modification	-	D1493270	TONER HOPPER:TONER SUPPLY:C:ASS'Y	D0BQ3270	TONER HOPPER:TONER SUPPLY:C:ASS'Y	U007	40	1	O/O			
201905-02	1905 Modification	-	D1493280	TONER HOPPER:TONER SUPPLY:M:ASS'Y	D0BQ3280	TONER HOPPER:TONER SUPPLY:M:ASS'Y	U007	41	1	O/O			
201905-03	1905 Modification	-	D1493310	TONER HOPPER	D0BQ3310	TONER HOPPER	U007	42	1	O/O			

## Design Change List

Number	Title	Set	Old Part		New Part		Index No.		Q'ty	Interchg		Reason	Cut-in S/N
			P/N	Name	P/N	Name	Group	ID		Indiv.	Set		
		-		:TONER SUPPLY :Y:ASS'Y		:TONER SUPPLY :Y:ASS'Y							
201905-04	1905 Modification	-	D1496007	TRANSFER UNIT :INTERMEDIATE TRANSFER:ASS' Y	D1496008	TRANSFER UNIT :INTERMEDIATE TRANSFER:ASS' Y	U008	47	1	O/O			
201903-01	1903 Modification	-	AW020224	PHOTOINTERRU PTOR:GP1A173L CSVF	AW020234	PHOTOINTERRU PTOR:GP1A173L CS5F	U005_S001	152	2	O/O			
							U005_S002	152	2				
							U005_S004	152	2				
							U008	45	1				
							U010	61	1				
							U012_S001	63	1				
							U013_S001 _S003	251	1				
							U013_S001 _S004	251	1				
							U013_S002 _S001	251	1				
							U013_S002 _S002	251	1				
201902-01	1902 Modification	-			D1493073	JOINT:DEVELOP MENT	U006_S001 _S002	49	1				
							U006_S002 _S002	49	1				
							U006_S003 _S002	49	1				
							U006_S004 _S002	49	1				
201902-02	1902 Modification	-			D1493074	GEAR:IDLER:TR ANSFORT SCRE	U006_S001 _S002	50	1				

## Design Change List

Number	Title	Set	Old Part		New Part		Index No.		Q'ty	Interchg		Reason	Cut-in S/N
			P/N	Name	P/N	Name	Group	ID		Indiv.	Set		
		-				W	U006_S002_S002	50	1				
							U006_S003_S002	50	1				
							U006_S004_S002	50	1				
201902-03	1902 Modification	-			D1493075	GEAR:IDLER:DEVELOPMENT ROLLER	U006_S001_S002	51	1				
							U006_S002_S002	51	1				
							U006_S003_S002	51	1				
							U006_S004_S002	51	1				
201902-04	1902 Modification	-	D1496006	TRANSFER UNIT:INTERMEDIATE TRANSFER:ASS'Y	D1496007	TRANSFER UNIT:INTERMEDIATE TRANSFER:ASS'Y	U008	44	1	O/O			
201902-05	1902 Modification	-	G0652767	LEVER - FEED	D0BQ2785	PLAIN SHAFT BEARING:FEED	U005_S001	151	1	O/O			
							U005_S002	151	1				
							U005_S004	151	1				
201902-08	1902 Modification	B	D1492775	SHAFT:FEED:ASS'Y	D0BQ2777	SHAFT:FEED:ASS'Y	U005_S001	150	1	X/X	O/O		
			D1492775	SHAFT:FEED:ASS'Y	D0BQ2777	SHAFT:FEED:ASS'Y	U005_S002	150	1	X/X			
			D1492775	SHAFT:FEED:ASS'Y	D0BQ2777	SHAFT:FEED:ASS'Y	U005_S004	150	1	X/X			
201902-09	1902 Modification	B	D0892764	GEAR:FEED			U005_S004	30	1	X/X	O/O		
			D0892764	GEAR:FEED			U005_S002	30	1	X/X			
			D0892764	GEAR:FEED			U005_S001	30	1	X/X			

## Design Change List

Number	Title	Set	Old Part		New Part		Index No.		Q'ty	Interchg		Reason	Cut-in S/N
			P/N	Name	P/N	Name	Group	ID		Indiv.	Set		
201901-01	1901 Modification	-	D1492873	TRAY BOTTOM PLATE:NO.2:ASS'Y	D0BQ2873	TRAY BOTTOM PLATE:NO.2:ASS'Y	U005_S008_S004	149	1	O/O			
			D1492873	TRAY BOTTOM PLATE:NO.2:ASS'Y	D0BQ2873	TRAY BOTTOM PLATE:NO.2:ASS'Y	U005_S009_S004	149	1	O/O			
			D1492873	TRAY BOTTOM PLATE:NO.2:ASS'Y	D0BQ2873	TRAY BOTTOM PLATE:NO.2:ASS'Y	U005_S010_S004	149	1	O/O			
			D1492873	TRAY BOTTOM PLATE:NO.2:ASS'Y	D0BQ2873	TRAY BOTTOM PLATE:NO.2:ASS'Y	U005_S011_S004	149	1	O/O			
			D1492873	TRAY BOTTOM PLATE:NO.2:ASS'Y	D0BQ2873	TRAY BOTTOM PLATE:NO.2:ASS'Y	U005_S012_S004	149	1	O/O			
201901-02	1901 Modification	-	D1862297	PCDU:MAGENTA:SERVICE PARTS	D1862267	PCDU:MAGENTA:SERVICE PARTS	U006	47	1	O/O			
201901-03	1901 Modification	-	D2422061	CHARGE UNIT:ASS'Y	D2422062	CHARGE UNIT:ASS'Y	U006_S001_S001	48	1	O/O			
			D2422061	CHARGE UNIT:ASS'Y	D2422062	CHARGE UNIT:ASS'Y	U006_S002_S001	48	1	O/O			
			D2422061	CHARGE UNIT:ASS'Y	D2422062	CHARGE UNIT:ASS'Y	U006_S003_S001	48	1	O/O			
			D2422061	CHARGE UNIT:ASS'Y	D2422062	CHARGE UNIT:ASS'Y	U006_S004_S001	48	1	O/O			
201901-05	1901 Modification	-			D1495822	BRACKET:POWER SUPPLY UNIT	U015	82	1				
201812-01	1812 Modification	-	D1862295	PCDU:BLACK:SERVICE PARTS	D1862265	PCDU:BLACK:SERVICE PARTS	U006	46	1	O/O			
201812-02	1812 Modification	-			D1491375	GEAR:PRESSURE RELEASE:NO.1:MECHANICAL ROLLER CLUTCH	U014_S005	32	1				
201811-01	1811 Modification	-	AW500040	PUSH SWITCH:S	AW500049	PUSH SWITCH:S	U005	148	2	O/O			

## Design Change List

Number	Title	Set	Old Part		New Part		Index No.		Q'ty	Interchg		Reason	Cut-in S/N
			P/N	Name	P/N	Name	Group	ID		Indiv.	Set		
		-		W1AG-550:10MA		W1AG-550	U009	37	1				
							U013	250	2				
							U013_S001	250	1				
							U013_S002	250	1				
201811-02	1811 Modification	-	D1862258	PCU:BLACK:SER VICE PARTS	D1862228	PCU:BLACK:SER VICE PARTS	U006_S001	43	1	O/O			
201811-03	1811 Modification	-	D1862259	PCU:COLLAR:SE RVICE PARTS	D1862229	PCU:COLLAR:SE RVICE PARTS	U006_S002	44	1	O/O			
			D1862259	PCU:COLLAR:SE RVICE PARTS	D1862229	PCU:COLLAR:SE RVICE PARTS	U006_S003	44	1	O/O			
			D1862259	PCU:COLLAR:SE RVICE PARTS	D1862229	PCU:COLLAR:SE RVICE PARTS	U006_S004	44	1	O/O			
201811-04	1811 Modification	-	D1862298	PCDU:YELLOW:S ERVICE PARTS	D1862268	PCDU:YELLOW:S ERVICE PARTS	U006	45	1	O/O			
201810-01	1810 Modification	-	D1484820	(C4503/C5503):M ANUAL FEED UN IT:ASS'Y	D1484821	(C4503/C5503):M ANUAL FEED UN IT:ASS'Y	U013_S001 _S004	248	1	O/O			
201810-02	1810 Modification	-	D1862290	PCDU:BLACK:SE RVICE PARTS	D1862295	PCDU:BLACK:SE RVICE PARTS	U006	41	1	O/O			
201810-03	1810 Modification	-	D1862291	PCDU:CYAN:SER VICE PARTS	D1862296	PCDU:CYAN:SER VICE PARTS	U006	42	1	O/O			
201810-04	1810 Modification	-	D1504821	(C6003):MANUAL FEED UNIT:ASS' Y	D1504822	(C6003):MANUAL FEED UNIT:ASS' Y	U013_S002 _S002	249	1	O/O			
201809-01	1809 Modification	-	AF013006	BOTTOM PLATE PAD	AF013019	PAD:TRAY BOTT OM PLATE	U005_S007 _S004	147	1	O/O			
							U005_S008 _S004	147	1				
							U005_S009 _S004	147	1				

## Design Change List

Number	Title	Set	Old Part		New Part		Index No.		Q'ty	Interchg		Reason	Cut-in S/N
			P/N	Name	P/N	Name	Group	ID		Indiv.	Set		
		-					U005_S010_S004	147	1				
		-					U005_S011_S004	147	1				
		-					U005_S012_S004	147	1				
201809-03	1809 Modification	-	D1862292	PCDU:MAGENTA:SERVICE PARTS	D1862297	PCDU:MAGENTA:SERVICE PARTS	U006	39	1	O/O			
201809-04	1809 Modification	-	D1862293	PCDU:YELLOW:SERVICE PARTS	D1862298	PCDU:YELLOW:SERVICE PARTS	U006	40	1	O/O			
201809-05	1809 Modification	-			D2422061	CHARGE UNIT:ASS'Y	U006_S001_S001	38	1				
		-					U006_S002_S001	38	1				
		-					U006_S003_S001	38	1				
		-					U006_S004_S001	38	1				
201809-06	1809 Modification	-	D1484513	(C4503/C5503):DUPLEX UNIT:ASS'Y	D1484515	(C4503/C5503):DUPLEX UNIT:ASS'Y	U013_S001	246	1	O/O			
201809-07	1809 Modification	-	D1504531	(C6003):DUPLEX UNIT:ASS'Y	D1504533	(C6003):DUPLEX UNIT:ASS'Y	U013_S002	247	1	O/O			
201808-02	1808 Modification	-	D1494815	GUIDE PLATE:SEPARATOR:ASS'Y	M0BW2615	GUIDE PLATE:SEPARATOR:ASS'Y	U013_S001_S004	245	1	O/O			
		-	D1494815	GUIDE PLATE:SEPARATOR:ASS'Y	M0BW2615	GUIDE PLATE:SEPARATOR:ASS'Y	U013_S002_S002	245	1	O/O			
201807-03	1807 Modification	-	D1504018	(-CHN/-EU/-AA):FUSING UNIT:SER	D1504062	(-CHN/-EU/-AA):FUSING UNIT:SER	U011_S001	106	1	O/O			

## Design Change List

Number	Title	Set	Old Part		New Part		Index No.		Q'ty	Interchg		Reason	Cut-in S/N
			P/N	Name	P/N	Name	Group	ID		Indiv.	Set		
		-		VICE		VICE							
			D1504018	(-CHN/-EU/-AA):F USING UNIT:SER VICE	D1504062	(-CHN/-EU/-AA):F USING UNIT:SER VICE	U011_S002	106	1	O/O			
			D1504018	(-CHN/-EU/-AA):F USING UNIT:SER VICE	D1504062	(-CHN/-EU/-AA):F USING UNIT:SER VICE	U011_S003	106	1	O/O			
201806-01	1806 Modification	-	D1494726	TORSION SPRIN G:VIBRATING PL ATE:REAR	D1484726	TORSION SPRIN G:VIBRATING PL ATE:REAR	U013_S001 _S003_S00 2	243	1	O/O			
							U013_S002 _S001	243	1				
201806-02	1806 Modification	-	D1494899	(C4503/C5503):S HEET:RACK:MAN UAL FEED	D2414899	(C4503/C5503):S HEET:RACK:MAN UAL FEED	U013_S001 _S003	244	2	O/O			
201805-02	1805 Modification	-			D1495614	HEAT SINKER:E X3:FAN	U015_S003 U015_S004 U015_S005 U015_S006 U015_S007 U015_S008	71	1				
							71	1					
							71	1					
							71	1					
							71	1					
201805-03	1805 Modification	-	D1504017	(-NA):FUSING UN IT:SERVICE	D1504061	(-NA):FUSING UN IT:SERVICE	U011_S004	105	1	O/O			
201804-02	1804 Modification	-	D1495174	PCB:TCB	D0BQ5172	PCB:TCB	U007_S009	38	1	O/O			
			D1495174	PCB:TCB	D0BQ5172	PCB:TCB	U007_S010	38	1	O/O			
			D1495174	PCB:TCB	D0BQ5172	PCB:TCB	U007_S011	38	1	O/O			
			D1495174	PCB:TCB	D0BQ5172	PCB:TCB	U007_S012	38	1	O/O			
201804-03	1804 Modification	-	D1504019	(-TWN):FUSING UNIT:SERVICE	D1504063	(-TWN):FUSING UNIT:SERVICE	U011_S005	104	1	O/O			
201803-01	1803 Modification	-	AW100138	THERMOPILE	AW100183	THERMOPILE	U011	103	2	O/O			



## Design Change List

Number	Title	Set	Old Part		New Part		Index No.		Q'ty	Interchg		Reason	Cut-in S/N
			P/N	Name	P/N	Name	Group	ID		Indiv.	Set		
201803-02	1803 Modification	-	AB012117	GEAR:IDLER:PRESSURE ROLLER	AB012120	GEAR:IDLER:PRESSURE ROLLER	U011_S001	102	1	X/O			
			AB012117	GEAR:IDLER:PRESSURE ROLLER	AB012120	GEAR:IDLER:PRESSURE ROLLER	U011_S002	102	1	X/O			
			AB012117	GEAR:IDLER:PRESSURE ROLLER	AB012120	GEAR:IDLER:PRESSURE ROLLER	U011_S003	102	1	X/O			
			AB012117	GEAR:IDLER:PRESSURE ROLLER	AB012120	GEAR:IDLER:PRESSURE ROLLER	U011_S004	102	1	X/O			
			AB012117	GEAR:IDLER:PRESSURE ROLLER	AB012120	GEAR:IDLER:PRESSURE ROLLER	U011_S005	102	1	X/O			
201802-02	1802 Modification	-	AB012118	GEAR:PRESSURE ROLLER	AB012119	GEAR:PRESSURE ROLLER	U011_S001	101	1	X/O			
							U011_S002	101	1				
							U011_S003	101	1				
							U011_S004	101	1				
							U011_S005	101	1				
201802-03	1802 Modification	-	D1492329	DUCT:GEAR:DEVELOPMENT:ASSY	M0AJ2379	DUCT:GEAR:DEVELOPMENT:SUB-ASSY	U006_S001	37	1	O/O			
			D1492329	DUCT:GEAR:DEVELOPMENT:ASSY	M0AJ2379	DUCT:GEAR:DEVELOPMENT:SUB-ASSY	U006_S002	37	1	O/O			
			D1492329	DUCT:GEAR:DEVELOPMENT:ASSY	M0AJ2379	DUCT:GEAR:DEVELOPMENT:SUB-ASSY	U006_S003	37	1	O/O			
			D1492329	DUCT:GEAR:DEVELOPMENT:ASSY	M0AJ2379	DUCT:GEAR:DEVELOPMENT:SUB-ASSY	U006_S004	37	1	O/O			

## Design Change List

Number	Title	Set	Old Part		New Part		Index No.		Q'ty	Interchg		Reason	Cut-in S/N
			P/N	Name	P/N	Name	Group	ID		Indiv.	Set		
		-		ELOPMENT:ASS'Y		ELOPMENT:SUB-ASS'Y							
201802-04	1802 Modification	-			D1493076	GEAR:TRANSPORT SCREW:FRONT	U006_S001_S002	36	2				
							U006_S002_S002	36	2				
							U006_S003_S002	36	2				
							U006_S004_S002	36	2				
201801-01	1801 Modification	-	D1491309	MAGNET CATCH:COVER:FRONT	D2411309	MAGNET CATCH	U001_S001	67	1	X/O			
201801-02	1801 Modification	-	D1484681	BRACKET:MOTOR:PEEN	D2414681	BRACKET:MOTOR:PEEN	U013_S001	242	1	O/O			
			D1484681	BRACKET:MOTOR:PEEN	D2414681	BRACKET:MOTOR:PEEN	U013_S002	242	1	O/O			
201801-03	1801 Modification	-			D1491299	GUIDE PLATE:SCANNER	U018	62	1				
201801-04	1801 Modification	-			D1493256	BASE:TONER HOOPER:REAR:ASS'Y	U007	37	1				
201712-01	1712 Modification	-	D1481504	(-CHN):OPERATION SUB-UNIT:CH EETAH:ASS'Y	D1481484	(-CHN_Smart Operation Panel Type M3):OPERATION SUB-UNIT:ASS'Y	U002_S001	70	1	X/O			
201712-02	1712 Modification	-	D1481505	(-TWN):OPERATION SUB-UNIT:CH EETAH:ASS'Y	D1481485	(-TWN_Smart Operation Panel Type M3):OPERATION SUB-UNIT:ASS'Y	U002_S002	71	1	X/O			

## Design Change List

Number	Title	Set	Old Part		New Part		Index No.		Q'ty	Interchg		Reason	Cut-in S/N
			P/N	Name	P/N	Name	Group	ID		Indiv.	Set		
		-				Y							
201711-01	1711 Modification	-			D1494706	PIN:ARM:FRONT LOWER	U013_S001	241	1				
							U013_S002	241					
201711-02	1711 Modification	-	D1494221	STRIPPER PLAT E:ASS'Y	D2414221	STRIPPER PLAT E:FUSING EXIT:A SS'Y	U011_S001	100	1	O/O			
			D1494221	STRIPPER PLAT E:ASS'Y	D2414221	STRIPPER PLAT E:FUSING EXIT:A SS'Y	U011_S002	100					
			D1494221	STRIPPER PLAT E:ASS'Y	D2414221	STRIPPER PLAT E:FUSING EXIT:A SS'Y	U011_S003	100					
			D1494221	STRIPPER PLAT E:ASS'Y	D2414221	STRIPPER PLAT E:FUSING EXIT:A SS'Y	U011_S004	100					
			D1494221	STRIPPER PLAT E:ASS'Y	D2414221	STRIPPER PLAT E:FUSING EXIT:A SS'Y	U011_S005	100					
201711-04	1711 Modification	-	D1492576	GUIDE PLATE:R EGISTRATION:F RONT LEFT	D2412576	GUIDE PLATE:R EGISTRATION:F RONT LEFT	U005	146	1	O/O			
201711-05	1711 Modification	-	D1501290	COVER:SCANNER: UPPER:REAR	D0AF1290	COVER:SCANNER: UPPER:REAR	U001	66	1	O/O			
201709-01	1709 Modification	-			08050100	RETAINING RING - M2.5	U006_S001	35	1				
							U006_S002	35					
							U006_S003	35					

## Design Change List

Number	Title	Set	Old Part		New Part		Index No.		Q'ty	Interchg		Reason	Cut-in S/N
			P/N	Name	P/N	Name	Group	ID		Indiv.	Set		
		-					_S002						
							U006_S004_S002	35	1				
201708-01	1708 Modification	-	D1862249	PCU:COLLAR:SERVICE PARTS	D1862259	PCU:COLLAR:SERVICE PARTS	U006_S002	34	1	O/O			
			D1862249	PCU:COLLAR:SERVICE PARTS	D1862259	PCU:COLLAR:SERVICE PARTS	U006_S003	34	1	O/O			
			D1862249	PCU:COLLAR:SERVICE PARTS	D1862259	PCU:COLLAR:SERVICE PARTS	U006_S004	34	1	O/O			
201708-02	1708 Modification	-	D1482906	LEVER:STRETCH:PAPER TRAY: ASS'Y	D2412906	LEVER:STRETCH:PAPER TRAY: ASS'Y	U005	145	1	O/O			
			D1482906	LEVER:STRETCH:PAPER TRAY: ASS'Y	D2412906	LEVER:STRETCH:PAPER TRAY: ASS'Y	U005	145	1	O/O			
201708-04	1708 Modification	-	D1495114	BCU:ARDF(for D148/D149)(EU/AA/TWN/CHN)	D1495110	BCU:TYPE-H1:ASS'Y(for D148/D149)(EU/AA/TWN/CHN)	U015	81	1	O/O			
			D1495114	BCU:ARDF(for D148/D149)(EU/AA/TWN/CHN)	D1495110	BCU:TYPE-H1:ASS'Y(for D148/D149)(EU/AA/TWN/CHN)	U015	81	1	O/O			
			D1495114	BCU:ARDF(for D148/D149)(EU/AA/TWN/CHN)	D1495110	BCU:TYPE-H1:ASS'Y(for D148/D149)(EU/AA/TWN/CHN)	U015	81	1	O/O			
			D1495114	BCU:ARDF(for D148/D149)(EU/AA/TWN/CHN)	D1495110	BCU:TYPE-H1:ASS'Y(for D148/D149)(EU/AA/TWN/CHN)	U015	81	1	O/O			

## Design Change List

Number	Title	Set	Old Part		New Part		Index No.		Q'ty	Interchg		Reason	Cut-in S/N
			P/N	Name	P/N	Name	Group	ID		Indiv.	Set		
		-				HN)							
201707-01	1707 Modification	-	D7390071	(-NA/-TWN):HEATER:SCANNER:ASS'Y	D7390073	(-NA/-TWN):HEATER:SCANNER:ASS'Y	U017	10	2	X/O			
201707-02	1707 Modification	-	D2412701	(C4503/C5503):PAPER FEED UNIT:NO.1:ASS'Y	D2412708	(C4503/C5503):PAPER FEED UNIT:NO.1:ASS'Y	U005	143	1	O/O			
201707-03	1707 Modification	-	D2412702	PAPER FEED UNIT:NO.2:ASS'Y	D2412709	PAPER FEED UNIT:NO.2:ASS'Y	U005_S001	144	1	O/O			
201707-04	1707 Modification	-	D1494696	HARNESS:DUPL EX	D1484696	HARNESS:DUPL EX	B2(1/4)(3/4)		2	O/O			
201707-05	1707 Modification	-	D1502708	(C6003):PAPER FEED UNIT:NO.1:ASS'Y	D1502709	(C6003):PAPER FEED UNIT:NO.1:ASS'Y	U005_S004	142	1	O/O			
201706-01	1706 Modification	-	D1504529	(C6003):DUPL EX UNIT:METIS-C1E:EXP:ASS'Y	D1504531	(C6003):DUPL EX UNIT:ASS'Y	U013	240	1	O/O			
201705-01	1705 Modification	-	D7390116	(-NA):HEATER:PHOTOCONDUCTOR:NA:ADHESION	D3BR2201	(-NA/-TWN):HEATER:PHOTOCONDUCTOR:ASS'Y	U017	7	1	X/O			
201705-02	1705 Modification	-	D7390117	(-CHN/-EU/-AA):HEATER:PHOTOCONDUCTOR:EU:ADHESION	D3BR2202	(-CHN/-EU/-AA):HEATER:PHOTOCONDUCTOR:ASS'Y	U017	8	3	X/O			
201705-03	1705 Modification	-	D1473286	TRANSPORT SCREW:NOZZLE:CMY:ASS'Y	D1473288	TRANSPORT SCREW:NOZZLE:CMY:ASS'Y	U007	36	1	X/O			
			D1473286	TRANSPORT SCREW:NOZZLE:C	D1473288	TRANSPORT SCREW:NOZZLE:C	U007	36	1	X/O			

## Design Change List

Number	Title	Set	Old Part		New Part		Index No.		Q'ty	Interchg		Reason	Cut-in S/N
			P/N	Name	P/N	Name	Group	ID		Indiv.	Set		
		-		MY:ASS'Y		MY:ASS'Y							
			D1473286	TRANSPORT SCREW:NOZZLE:CMY:ASS'Y	D1473288	TRANSPORT SCREW:NOZZLE:CMY:ASS'Y	U007	36	1	X/O			
201705-04	1705 Modification	-			D3BR2201	(-NA/-TWN):HEATER:PHOTOCONDUCTOR:ASS'Y	U017	7	1	X/O		Old part number: D7390116 Int:x/o	
201704-01	1704 Modification	-	D1862270	PCDU:BLACK:SERVICE PARTS	D1862290	PCDU:BLACK:SERVICE PARTS	U006	30	1	O/O			
201704-02	1704 Modification	-	D1862271	PCDU:CYAN:SERVICE PARTS	D1862291	PCDU:CYAN:SERVICE PARTS	U006	31	1	O/O			
201704-03	1704 Modification	-	D1862272	PCDU:MAGENTA:SERVICE PARTS	D1862292	PCDU:MAGENTA:SERVICE PARTS	U006	32	1	O/O			
201704-04	1704 Modification	-	D1862273	PCDU:YELLOW:SERVICE PARTS	D1862293	PCDU:YELLOW:SERVICE PARTS	U006	33	1	O/O			
201704-05	1704 Modification	-	D1862248	PCU:BLACK:SERVICE PARTS	D1862258	PCU:BLACK:SERVICE PARTS	U006_S001	29	1	O/O			
201704-06	1704 Modification	-			D2145760	(D150-EU(25))(D148-NA(81)):IC CARD:NFC_HEDGEHOG-M	U018	60	1				
201703-02	1703 Modification	-	D1509064	(C6003 Smart Operation Panel):PCB:CTL:EXP	D1885234	(C6003 Smart Operation Panel):PCB:E:EX3_CTL(CH)	U015_S008	66	1	O/O			
201702-01	1702 Modification	-			D2412731	STOPPER:GUIDE PLATE:SWIVEL	U005	141	1				
					D2412731	STOPPER:GUIDE PLATE:SWIVEL	U005	141	1				

## Design Change List

Number	Title	Set	Old Part		New Part		Index No.		Q'ty	Interchg		Reason	Cut-in S/N	
			P/N	Name	P/N	Name	Group	ID		Indiv.	Set			
201702-02	1702 Modification	-	D1492856	GRIP:PAPER TRAY	D2442856	GRIP:PAPER TRAY	U005_S007	95	1	X/O				
							U005_S008	95	1					
							U005_S009	95	1					
							U005_S010	95	1					
							U005_S011	95	1					
							U005_S012	95	1					
201702-03	1702 Modification	-	D1473285	TRANSPORT SCREW:NOZZLE:BACK:ASS'Y	D1473287	TRANSPORT SCREW:NOZZLE:BACK:ASS'Y	U007	35	1	X/O				
201702-04	1702 Modification	-	D1484511	(C4503/C5503):DUPLEX UNIT:EXP:ASS'Y	D1484513	(C4503/C5503):DUPLEX UNIT:ASS'Y	U013	239	1	O/O				
201701-01	1701 Modification	-	D1491231	COVER:UPPER:FRONT	D1501231	COVER:UPPER:FRONT	U001	11	1	X/O				
201701-02	1701 Modification	-			D1491268	COVER:RIGHT:LOWER	U018	61	1					
201701-03	1701 Modification	-	D1862250	AIT:BLACK:SERVICE PARTS	D1862270	PCDU:BLACK:SERVICE PARTS	U006	25	1	O/O				
201701-04	1701 Modification	-	D1862251	AIT:CYAN:SERVICE PARTS	D1862271	PCDU:CYAN:SERVICE PARTS	U006	26	1	O/O				
201701-05	1701 Modification	-	D1862252	AIT:MAGENTA:SERVICE PARTS	D1862272	PCDU:MAGENTA:SERVICE PARTS	U006	27	1	O/O				
201701-06	1701 Modification	-	D1862253	AIT:YELLOW:SERVICE PARTS	D1862273	PCDU:YELLOW:SERVICE PARTS	U006	28	1	O/O				
201701-07	1701 Modification	C	D1494642	TRANSPORT ROLLER:DUPLEX:1	D2414642	TRANSPORT ROLLER:DUPLEX:1	U013_S001	111	1	X/X				
201701-08	1701 Modification	C	D1494766	PULLEY:T26/T26	D2414766	PULLEY:T26/T26	U013_S001	182	1	X/X				
201701-09	1701 Modification	C	D1494779	(C4503/C5503):TRANSPORT ROL	D2414640	(C4503/C5503):TRANSPORT ROL	U013_S001	190	1	X/X				

## Design Change List

Number	Title	Set	Old Part		New Part		Index No.		Q'ty	Interchg		Reason	Cut-in S/N
			P/N	Name	P/N	Name	Group	ID		Indiv.	Set		
				LER:EXIT:DIA8		LER:EXIT:DIA8							
201701-10	1701 Modification	C			D2414765	PULLEY:T26	U013_S001	238	1				
201701-11	1701 Modification	D	D1494643	TRANSPORT ROLLER:ENTRANCE	D2414643	TRANSPORT ROLLER:ENTRANCE	U013_S001	112	2	X/X			
							U013_S002	112	2				
201701-12	1701 Modification	D	D1494766	PULLEY:T26/T26	D2414766	PULLEY:T26/T26	U013_S001	182	1	X/X			
			D1494766	PULLEY:T26/T26	D2414766	PULLEY:T26/T26	U013_S001	182	1	X/X			
			D1494766	PULLEY:T26/T26	D2414766	PULLEY:T26/T26	U013_S002	182	1	X/X			
			D1494766	PULLEY:T26/T26	D2414766	PULLEY:T26/T26	U013_S002	182	1	X/X			
201701-13	1701 Modification	E	D1494642	TRANSPORT ROLLER:DUPLEX:1	D2414642	TRANSPORT ROLLER:DUPLEX:1	U013_S002	111	1	X/X			
201701-14	1701 Modification	E			D2414765	PULLEY:T26	U013_S002	238	1				
201612-03	1612 Modification	-			D1496112	ROLLER:FLAT BELT-TRANSFER:FACE FRONT:ASSY	U008_S001	43	1				
201612-04	1612 Modification	-			11071239	(-CHN/-EU/-AA):FUSE:TLC-8A-N4	U015_S009	80	1				
					11071239	(-CHN/-EU/-AA):FUSE:TLC-8A-N4	U015_S009	80	1				
					11071239	(-CHN/-EU/-AA):FUSE:TLC-8A-N4	U015_S010	80	1				
					11071239	(-CHN/-EU/-AA):FUSE:TLC-8A-N4	U015_S010	80	1				
					11071239	(-CHN/-EU/-AA):FUSE:TLC-8A-N4	U015_S011	80	1				
					11071239	(-CHN/-EU/-AA):FUSE:TLC-8A-N4	U015_S011	80	1				
201611-01	1611 Modification	-	D1496325	SPACER:SHUTTER:TM SENSOR			U008_S003	39	2				



## Design Change List

Number	Title	Set	Old Part		New Part		Index No.		Q'ty	Interchg		Reason	Cut-in S/N
			P/N	Name	P/N	Name	Group	ID		Indiv.	Set		
201611-02	1611 Modification	-	D1862238	PCU:BLACK:SERVICE PARTS:EXP	D1862248	PCU:BLACK:SERVICE PARTS	U006_S001	10	1	O/O			
201611-03	1611 Modification	-	D1862239	PCU:COLLAR:SERVICE PARTS:EXP	D1862249	PCU:COLLAR:SERVICE PARTS	U006_S002	11	1	O/O			
			D1862239	PCU:COLLAR:SERVICE PARTS:EXP	D1862249	PCU:COLLAR:SERVICE PARTS	U006_S003	11	1	O/O			
			D1862239	PCU:COLLAR:SERVICE PARTS:EXP	D1862249	PCU:COLLAR:SERVICE PARTS	U006_S004	11	1	O/O			
201610-01	1610 Modification	-	D1862230	AIT:BLACK:SERVICE PARTS:EXP	D1862250	AIT:BLACK:SERVICE PARTS	U006	6	1	O/O			
201610-02	1610 Modification	-	D1862231	AIT:CYAN:SERVICE PARTS:EXP	D1862251	AIT:CYAN:SERVICE PARTS	U006	7	1	O/O			
201610-04	1610 Modification	-	D1862233	AIT:YELLOW:SERVICE PARTS:EXP	D1862253	AIT:YELLOW:SERVICE PARTS	U006	9	1	O/O			
201610-05	1610 Modification	-	D1491317	HOLDER:GLASS:CLEANER:ASS'Y	D2581317	HOLDER:GLASS:CLEANER:ASS'Y	U018	26	1	O/O			
201610-06	1610 Modification	-	D1862232	AIT:MAGENTA:SERVICE PARTS:EXP	D1862252	AIT:MAGENTA:SERVICE PARTS	U006	8	1	O/O			
201610-07	1610 Modification	-			D2145760	(D150-EU(25))(D148-NA(81)):IC CARD:NFC_HEDGE HOG-M	U018	60	1				
201608-01	1608 Modification	-	D1495686	PCB:DCSW	D1775686	PCB:DCSW	U015	45	1	O/O			
201608-02	1608 Modification	-	D1494670	DRIVEN ROLLER:DIA16	D2024682	DRIVEN ROLLER:DIA16	U013_S001	129	1	O/O			
							U013_S002	129	1				

## Design Change List

Number	Title	Set	Old Part		New Part		Index No.		Q'ty	Interchg		Reason	Cut-in S/N
			P/N	Name	P/N	Name	Group	ID		Indiv.	Set		
201608-03	1608 Modification	-	D1494722	BRACKET:FRONT	D2414722	BRACKET:FRONT	U013_S001	159	1	O/O			
							S004						
							U013_S002	159	1				
201608-04	1608 Modification	-	D1491408	(-CHN):OPERATION SUB-UNIT:ASSY	D1481504	(-CHN):OPERATION SUB-UNIT:CHEETAH:ASSY	U002	66	1	X/O			
201608-05	1608 Modification	-	D1491409	(-TWN):OPERATION SUB-UNIT:ASSY	D1481505	(-TWN):OPERATION SUB-UNIT:CHEETAH:ASSY	U002	67	1	X/O			
201607-02	1607 Modification	-	D1482683	GUIDE PLATE:VERTICAL TRANSPORT:NO.2:DRIVEN	D1482684	GUIDE PLATE:VERTICAL TRANSPORT:NO.2:DRIVEN	U013_S001	236	1	O/O			
						S002							
201607-03	1607 Modification	-			D1494677	STAY:CONTACT POINT:GUIDE PLATE:DRIVEN	U013_S001	237	1				
							U013_S002	237					1
201607-04	1607 Modification	-	AE020223	PRESSURE ROLLER:DIA32:SERVICE PARTS	AE020247	PRESSURE ROLLER:DIA32:SERVICE PARTS	U011_S001	31	1	O/O			
			AE020223	PRESSURE ROLLER:DIA32:SERVICE PARTS	AE020247	PRESSURE ROLLER:DIA32:SERVICE PARTS	U011_S002	31					O/O
			AE020223	PRESSURE ROLLER:DIA32:SERVICE PARTS	AE020247	PRESSURE ROLLER:DIA32:SERVICE PARTS	U011_S003	31					O/O
			AE020223	PRESSURE ROLLER:DIA32:SERVICE PARTS	AE020247	PRESSURE ROLLER:DIA32:SERVICE PARTS	U011_S004	31					O/O
			AE020223	PRESSURE ROLLER:DIA32:SERVICE PARTS	AE020247	PRESSURE ROLLER:DIA32:SERVICE PARTS	U011_S005	31					O/O

## Design Change List

Number	Title	Set	Old Part		New Part		Index No.		Q'ty	Interchg		Reason	Cut-in S/N
			P/N	Name	P/N	Name	Group	ID		Indiv.	Set		
		-		LER:DIA32:SERVICE PARTS		LER:DIA32:SERVICE PARTS							
201607-05	1607 Modification	-	D1504011	(-TWN):FUSING UNIT:CDE:SERVICE	D1504019	(-TWN):FUSING UNIT:SERVICE	U011	95	1	X/O			
201607-06	1607 Modification	-			D2416347	PLAIN SHAFT BEARING:ROLLER:BACK UP:REAR:PRESS FIT	U008_S001	42	1				
201607-07	1607 Modification	-			D2416346	PLAIN SHAFT BEARING:ROLLER:BACK UP:FRONT:PRESS FIT	U008_S001	41	1				
201606-01	1606 Modification	-	D1491251	COVER:LEFT:UPPER	D2411251	COVER:LEFT:UPPER	U001	23	1	O/O			
201606-02	1606 Modification	-	D1495371	HARNESS:FFC:BCU:TRANSPORT SECTION:IF40	D1495388	HARNESS:FFC:BCU:TRANSPORT SECTION:IF40	A5(1/4,3/4)		1	O/O			
201606-03	1606 Modification	-	D1492659	HARNESS:MANUAL FEED	D1482659	HARNESS:MANUAL FEED	C2(1/4,3/4)		1	O/O			
201606-04	1606 Modification	-	D1504820	(C6003):MANUAL FEED UNIT:ASS'Y	D1504821	(C6003):MANUAL FEED UNIT:ASS'Y	U013_S002	235	1	O/O			
201605-01	1605 Modification	-	D1492759	TRANSPORT ROLLER:VERTICAL TRANSPORT:ASS'Y	D2412759	TRANSPORT ROLLER:VERTICAL TRANSPORT:ASS'Y	U005_S001	55	1	X/X			
			D1492759	TRANSPORT ROLLER:VERTICAL TRANSPORT:AS	D2412759	TRANSPORT ROLLER:VERTICAL TRANSPORT:AS	U005_S002	55	1	X/X			

## Design Change List

Number	Title	Set	Old Part		New Part		Index No.		Q'ty	Interchg		Reason	Cut-in S/N
			P/N	Name	P/N	Name	Group	ID		Indiv.	Set		
		-		S'Y		S'Y							
201605-02	1605 Modification	-	D1482802	(-TWN/-CHN/-EU/-AA):PAPER TRAY:NO.2:ASS'Y	D2412805	PAPER TRAY:NO.2:ASS'Y	U005	140	1	O/O			
			D1482802	(-TWN/-CHN/-EU/-AA):PAPER TRAY:NO.2:ASS'Y	D2412805	PAPER TRAY:NO.2:ASS'Y	U005	140	1	O/O			
			D1482802	(-TWN/-CHN/-EU/-AA):PAPER TRAY:NO.2:ASS'Y	D2412805	PAPER TRAY:NO.2:ASS'Y	U005	140	1	O/O			
			D1482802	(-TWN/-CHN/-EU/-AA):PAPER TRAY:NO.2:ASS'Y	D2412805	PAPER TRAY:NO.2:ASS'Y	U005	140	1	O/O			
201605-03	1605 Modification	-	D1494761	DRIVEN ROLLER :DIA16	D2414761	DRIVEN ROLLER :DIA16	U013_S001	179	1	O/O			
							U013_S002	179	2				
			D1494761	DRIVEN ROLLER :DIA16	D2414761	DRIVEN ROLLER :DIA16	U013_S001	179	1	O/O			
201605-04	1605 Modification	-	D1494762	DRIVEN ROLLER :DIA18	D2414762	DRIVEN ROLLER :DIA18	U013_S001	180	1	O/O			
							U013_S002	180	1				
201605-05	1605 Modification	A	D1492837	DECAL:SIDE FENCE:AUXILIARY	D2412837	DECAL:SET:SIDE FENCE:AUXILIARY	U005_S008	82	1	X/X	X/O		
			D1492837	DECAL:SIDE FENCE:AUXILIARY	D2412837	DECAL:SET:SIDE FENCE:AUXILIARY	U005_S009	82	1	X/X			
			D1492837	DECAL:SIDE FENCE:AUXILIARY	D2412837	DECAL:SET:SIDE FENCE:AUXILIARY	U005_S010	82	1	X/X			
			D1492837	DECAL:SIDE FENCE:AUXILIARY	D2412837	DECAL:SET:SIDE FENCE:AUXILIARY	U005_S011	82	1	X/X			

## Design Change List

Number	Title	Set	Old Part		New Part		Index No.		Q'ty	Interchg		Reason	Cut-in S/N
			P/N	Name	P/N	Name	Group	ID		Indiv.	Set		
						RY							
			D1492837	DECAL:SIDE FENCE:AUXILIARY	D2412837	DECAL:SET:SIDE FENCE:AUXILIARY	U005_S012	82	1	X/X			
201605-06	1605 Modification	A	D1492869	DECAL:SIZE INDICATION:SIDE FENCE:NO.2	D2412869	DECAL:SIZE INDICATION:SIDE FENCE:NO.2	U005_S008	100	1	X/X	X/O		
			D1492869	DECAL:SIZE INDICATION:SIDE FENCE:NO.2	D2412869	DECAL:SIZE INDICATION:SIDE FENCE:NO.2	U005_S009	100	1	X/X			
			D1492869	DECAL:SIZE INDICATION:SIDE FENCE:NO.2	D2412869	DECAL:SIZE INDICATION:SIDE FENCE:NO.2	U005_S010	100	1	X/X			
			D1492869	DECAL:SIZE INDICATION:SIDE FENCE:NO.2	D2412869	DECAL:SIZE INDICATION:SIDE FENCE:NO.2	U005_S011	100	1	X/X			
			D1492869	DECAL:SIZE INDICATION:SIDE FENCE:NO.2	D2412869	DECAL:SIZE INDICATION:SIDE FENCE:NO.2	U005_S012	100	1	X/X			
201605-08	1605 Modification	-	D1491595	BRACKET:OPERATION SUB-UNIT	D2411591	BRACKET:OPERATION SUB-UNIT:PEEN	U002	45	1	O/O			
201605-09	1605 Modification	-	AW020203	PHOTOINTERRUPTOR:GP1A173LCS2F	AW020224	PHOTOINTERRUPTOR:GP1A173LCSVF	U005_S001	24	2	O/O			
							U005_S002	24	2				
							U005_S004	24	2				
							U008	10	1				
							U010	18	1				
							U012_S001	16	1				
							U013_S001_S003	41	1				

## Design Change List

Number	Title	Set	Old Part		New Part		Index No.		Q'ty	Interchg		Reason	Cut-in S/N
			P/N	Name	P/N	Name	Group	ID		Indiv.	Set		
		-					U013_S001_S004	41	1				
							U013_S002_S001	41	1				
							U013_S002_S002	41	1				
201605-10	1605 Modification	A	D1492878	SIDE FENCE:FRONT:ASS'Y	D2412875	SIDE FENCE:FRONT:ASS'Y	U005_S008_S001	103	1	X/X	X/O		
			D1492878	SIDE FENCE:FRONT:ASS'Y	D2412875	SIDE FENCE:FRONT:ASS'Y	U005_S009_S001	103	1	X/X			
			D1492878	SIDE FENCE:FRONT:ASS'Y	D2412875	SIDE FENCE:FRONT:ASS'Y	U005_S010_S001	103	1	X/X			
			D1492878	SIDE FENCE:FRONT:ASS'Y	D2412875	SIDE FENCE:FRONT:ASS'Y	U005_S011_S001	103	1	X/X			
			D1492878	SIDE FENCE:FRONT:ASS'Y	D2412875	SIDE FENCE:FRONT:ASS'Y	U005_S012_S001	103	1	X/X			
201605-11	1605 Modification	A	D1492885	SIDE FENCE:REAR:ASS'Y	D2412880	SIDE FENCE:REAR:ASS'Y	U005_S008	104	1	X/X	X/O		
			D1492885	SIDE FENCE:REAR:ASS'Y	D2412880	SIDE FENCE:REAR:ASS'Y	U005_S009	104	1	X/X			
			D1492885	SIDE FENCE:REAR:ASS'Y	D2412880	SIDE FENCE:REAR:ASS'Y	U005_S010	104	1	X/X			
			D1492885	SIDE FENCE:REAR:ASS'Y	D2412880	SIDE FENCE:REAR:ASS'Y	U005_S011	104	1	X/X			
			D1492885	SIDE FENCE:REAR:ASS'Y	D2412880	SIDE FENCE:REAR:ASS'Y	U005_S012	104	1	X/X			
201605-12	1605 Modification	B	D1482675	HOLDER:DRIVEN:BELT	D2412676	HOLDER:DRIVEN:BELT	U013_S001_S001	64	1	X/X	O/O		
							U013_S001_S002	64	1				

## Design Change List

Number	Title	Set	Old Part		New Part		Index No.		Q'ty	Interchg		Reason	Cut-in S/N
			P/N	Name	P/N	Name	Group	ID		Indiv.	Set		
							U013_S002_S003	64	1				
201605-13	1605 Modification	B	D1492678	SHAFT:FLAT CO NVEYER BELT:D RIVEN	D2412678	SHAFT:FLAT CO NVEYER BELT:D RIVEN	U013_S001	94	1	X/X	O/O		
							U013_S001_S002	94	1				
							U013_S002_S003	94	1				
							U013_S002_S004_S001	94	1				
201605-14	1605 Modification	-	D1482803	(-NA):PAPER TRAY:NO.2:ASS'Y	D2412805	PAPER TRAY:NO.2:ASS'Y	U005	140	1	O/O			
201605-15	1605 Modification	-	D1504009	(-NA):FUSING UNIT:CDE:SERVICE	D1504017	(-NA):FUSING UNIT:SERVICE	U011	93	1	X/O			
201605-16	1605 Modification	-	D1504014	(-CHN/-EU/-AA):FUSING UNIT:CDE:SERVICE	D1504018	(-CHN/-EU/-AA):FUSING UNIT:SERVICE	U011	78	1	X/O			
			D1504014	(-CHN/-EU/-AA):FUSING UNIT:CDE:SERVICE	D1504018	(-CHN/-EU/-AA):FUSING UNIT:SERVICE	U011	78	1				
			D1504014	(-CHN/-EU/-AA):FUSING UNIT:CDE:SERVICE	D1504018	(-CHN/-EU/-AA):FUSING UNIT:SERVICE	U011	78	1				
201605-17	1605 Modification	-	D1495614	HEAT SINKER:EX3:FAN									
201605-18	1605 Modification	-			D1492342	GEAR:IDLER:DISCHARGE USED TONER:COLOR	U006_S002_S001	23	1				
							U006_S003_S001	23	1				

## Design Change List

Number	Title	Set	Old Part		New Part		Index No.		Q'ty	Interchg		Reason	Cut-in S/N
			P/N	Name	P/N	Name	Group	ID		Indiv.	Set		
		-					U006_S004_S001	23	1				
201605-19	1605 Modification	-			D1492349	JOINT:CLEANING:COLOR	U006_S002_S001	24	1				
					D1492349	JOINT:CLEANING:COLOR	U006_S003_S001	24	1				
					D1492349	JOINT:CLEANING:COLOR	U006_S004_S001	24	1				
201604-01	1604 Modification	-	D1472755	COIL SPRING:RELEASE:SEPARATE	D1482755	COIL SPRING:RELEASE:SEPARATE	U005_S001	40	1	O/O			
							U005_S002	40	1				
							U005_S004	40	1				
201604-02	1604 Modification	A	AB012096	GEAR:DRIVE:FUSING UNIT	AB012116	GEAR:DRIVE:FUSING UNIT	U011_S001	25	1	X/O	O/O		
							U011_S002	25	1				
							U011_S003	25	1				
							U011_S004	25	1				
							U011_S005	25	1				
201604-03	1604 Modification	A	AB012097	GEAR:IDLER:PRESSURE ROLLER	AB012117	GEAR:IDLER:PRESSURE ROLLER	U011_S001	26	1	X/O	O/O		
							U011_S002	26	1				
							U011_S003	26	1				



## Design Change List

Number	Title	Set	Old Part		New Part		Index No.		Q'ty	Interchg		Reason	Cut-in S/N
			P/N	Name	P/N	Name	Group	ID		Indiv.	Set		
			AB012097	GEAR:IDLER:PRESSURE ROLLER	AB012117	GEAR:IDLER:PRESSURE ROLLER	U011_S004	26	1	X/O			
			AB012097	GEAR:IDLER:PRESSURE ROLLER	AB012117	GEAR:IDLER:PRESSURE ROLLER	U011_S005	26	1	X/O			
201604-04	1604 Modification	A	AB012098	GEAR:PRESSURE ROLLER	AB012118	GEAR:PRESSURE ROLLER	U011_S001	27	1	X/O	O/O		
							U011_S002	27	1				
							U011_S003	27	1				
							U011_S004	27	1				
							U011_S005	27	1				
201604-05	1604 Modification	-	D1499064	(C5503 Smart Operation Panel):PCB:CTL:EXP	D1885233	(C5503 Smart Operation Panel):PCB:D:EX3_CTL(CH)	U015_S006	60	1	O/O			
201603-01	1603 Modification	-			D2231381	DECAL:EXPOSURE GLASS:CLEANING	U018	59	1				
201603-03	1603 Modification	-	D1472754	COIL SPRING:PRESSURE:SEPARATE	D2412754	COIL SPRING:PRESSURE:SEPARATE	U005_S001	39	1	X/O			
							U005_S002	39	1				
							U005_S004	39	1				
201603-04	1603 Modification	-			D1491540	(-NA/-AA):SHEET:JOURNAL	U002_S004	65	1				
					D1491540	(-NA/-AA):SHEET:JOURNAL	U002_S005	65	1				
201603-05	1603 Modification	-	D1495057	PCB:IOB:ENGINE:D148/D149/D150	D1495059	PCB:IOBENGINE:SERVICE:ASS'Y	U015_S002	79	1	O/O			
201602-02	1602 Modification	A	D1492699	EXTENSION TRAY:NO.2	D2022641	EXTENSION TRAY:NO.2	U013_S001_S003	103	1	X/X	O/O		
201602-03	1602 Modification	A	D1492698	EXTENSION TRAY:NO.2	D2022640	EXTENSION TRAY:NO.2	U013_S001	102	1	X/X	O/O		

## Design Change List

Number	Title	Set	Old Part		New Part		Index No.		Q'ty	Interchg		Reason	Cut-in S/N
			P/N	Name	P/N	Name	Group	ID		Indiv.	Set		
				Y:NO.1		Y:NO.1	_S003						
201602-05	1602 Modification	-	D1491235	COVER:UPPER:INNER BACK:BIN	D1501235	COVER:UPPER:INNER BACK:BIN	U001	15	1	O/O			
201602-07	1602 Modification	-	D6846061	(-NA/-TWN/-EU/-AA):DECAL::ORIGINAL:MANY LANGUAGES	D3B06303	(-NA/-TWN/-EU/-AA):DECAL:CAUTION:ORIGINAL:MANY LANGUAGES	U018	57	1	X/O			
			D6846061	(-NA/-TWN/-EU/-AA):DECAL::ORIGINAL:MANY LANGUAGES	D3B06303	(-NA/-TWN/-EU/-AA):DECAL:CAUTION:ORIGINAL:MANY LANGUAGES	U018	57	1	X/O			
			D6846061	(-NA/-TWN/-EU/-AA):DECAL::ORIGINAL:MANY LANGUAGES	D3B06303	(-NA/-TWN/-EU/-AA):DECAL:CAUTION:ORIGINAL:MANY LANGUAGES	U018	57	1	X/O			
			D6846061	(-NA/-TWN/-EU/-AA):DECAL::ORIGINAL:MANY LANGUAGES	D3B06303	(-NA/-TWN/-EU/-AA):DECAL:CAUTION:ORIGINAL:MANY LANGUAGES	U018	57	1	X/O			
201602-08	1602 Modification	-	D1491406	(-NA/-AA):OPERATION SUB-UNIT: ASS'Y	D1481421	(-NA/-AA):OPERATION SUB-UNIT: ASS'Y	U002_S004	64	1	O/O			
			D1491406	(-NA/-AA):OPERATION SUB-UNIT: ASS'Y	D1481421	(-NA/-AA):OPERATION SUB-UNIT: ASS'Y	U002_S005	64	1	O/O			
201601-01	1601 Modification	-	D1492695	ARM:MANUAL FE	D2022646	ARM:MANUAL FE	U013_S001	101	1	O/O			

## Design Change List

Number	Title	Set	Old Part		New Part		Index No.		Q'ty	Interchg		Reason	Cut-in S/N
			P/N	Name	P/N	Name	Group	ID		Indiv.	Set		
		-		ED:REAR UPPER		ED:REAR UPPER	_S003						
201601-02	1601 Modification	-	D1472736	BRACKET:SEPARATE:REAR	D2412736	BRACKET:SEPARATE:REAR	U005_S001	34	1	X/X			
							U005_S002	34	1				
							U005_S004	34	1				
201601-03	1601 Modification	-	D1492741	(C4503/C5503):GUIDE PLATE:VERTICAL TRANSPORT:PAPER FEED UNIT:NO.1	D2412741	(C4503/C5503):GUIDE PLATE:VERTICAL TRANSPORT:PAPER FEED UNIT:NO.1	U005_S002	53	1	X/X			
201601-04	1601 Modification	-	D1492782	PLATE:HARNESSES:PAPER FEED UNIT	D2412782	PLATE:HARNESSES:PAPER FEED UNIT	U005_S001	65	1	X/X			
							U005_S002	65	1				
201601-06	1601 Modification	-	D1481402	(-EU):OPERATION SUB-UNIT:CM:ASS'Y	D1481412	(-EU):OPERATION SUB-UNIT:ASS'Y	U002	63	1	O/O			
201512-01	1512 Modification	-	D1482709	PAPER FEED UNIT:NO.2:ASS'Y	D2412702	PAPER FEED UNIT:NO.2:ASS'Y	U005	139	1	O/O			
201512-02	1512 Modification	-	D1482710	(C4503/C5503):PAPER FEED UNIT:NO.1:ASS'Y	D2412701	(C4503/C5503):PAPER FEED UNIT:NO.1:ASS'Y	U005	138	1	O/O			
201512-03	1512 Modification	-	D1496400	COLLECTION BOTTLE:ASS'Y	D2426400	(-EU/-AA/-CHN/-TWN):COLLECTION BOTTLE:ASS'Y	U009_S001	15	1	O/O			
201512-04	1512 Modification	-	D1502705	(C6003):PAPER FEED UNIT:NO.1:METIS-C1E:ASS'Y	D1502708	(C6003):PAPER FEED UNIT:NO.1:ASS'Y	U005	137	1	O/O			
201512-05	1512 Modification	-			D1491434	CABLE:LCDC:USB	U002_S006	62	1				
							U002_S007	62	1				
							U002_S003	62	1				

## Design Change List

Number	Title	Set	Old Part		New Part		Index No.		Q'ty	Interchg		Reason	Cut-in S/N
			P/N	Name	P/N	Name	Group	ID		Indiv.	Set		
		-				B							
					D1491434	CABLE:LCDC:US B	U002_S004	62	1				
					D1491434	CABLE:LCDC:US B	U002_S005	62	1				
201509-01	1509 Modification	-	D1482801	(-NA):PAPER TR AY:NO.2:ASS'Y	D1482803	(-NA):PAPER TR AY:NO.2:ASS'Y	U005	136	1	X/O			
201509-02	1509 Modification	-	D1473276	TRANSPORT SC REW:NOZZLE:C MY:ASS'Y	D1473286	TRANSPORT SC REW:NOZZLE:C MY:ASS'Y	U007	15	1	O/O			
			D1473276	TRANSPORT SC REW:NOZZLE:C MY:ASS'Y	D1473286	TRANSPORT SC REW:NOZZLE:C MY:ASS'Y	U007	15	1	O/O			
			D1473276	TRANSPORT SC REW:NOZZLE:C MY:ASS'Y	D1473286	TRANSPORT SC REW:NOZZLE:C MY:ASS'Y	U007	15	1	O/O			
201509-03	1509 Modification	-	D1494829	MANUAL FEED U NIT:METIS-C1E:A SS'Y	D1504820	(C6003):MANUAL FEED UNIT:ASS' Y	U013_S002	232	1	O/O			
201509-04	1509 Modification	-	D1489064	(C4503 Smart Op eration Panel):PC B:CTL:EXP	D1885232	(C4503 Smart Op eration Panel):PC B:CTL:EXP	U015_S004	39	1	O/O			
201508-01	1508 Modification	-	D1491468	PCB:OP-L:USB:A SS'Y	D1491469	PCB:OP-L:USB:A SS'Y	U002_S003	58	1	O/O			
							U002_S004	58	1				
							U002_S005	58	1				
							U002_S006	58	1				
							U002_S007	58	1				
201508-02	1508 Modification	-	D1472751	ARM:PRESSURE :SEPARATE	D1482751	ARM:PRESSURE :SEPARATE	U005_S001	37	1	O/O			
							U005_S002	37	1				
							U005_S004	37	1				

## Design Change List

Number	Title	Set	Old Part		New Part		Index No.		Q'ty	Interchg		Reason	Cut-in S/N
			P/N	Name	P/N	Name	Group	ID		Indiv.	Set		
201507-01	1507 Modification	-	D1492866	COVER:PAPER TRAY:NO.2	D1472866	COVER:PAPER TRAY:NO.2	U005_S008	99	1	O/O			
							U005_S009	99	1				
							U005_S010	99	1				
							U005_S011	99	1				
							U005_S012	99	1				
201507-02	1507 Modification	-	D1494750	BRACKET:MOTOR:DUPLEX	D1484750	BRACKET:MOTOR:DUPLEX:PEEN	U013	176	1	O/O			
			D1494750	BRACKET:MOTOR:DUPLEX	D1484750	BRACKET:MOTOR:DUPLEX:PEEN	U013	176	1	O/O			
201507-04	1507 Modification	-	D1492663	(C4503/C5503):MANUAL FEED TABLE	D1482663	(C4503/C5503):MANUAL FEED TABLE	U013_S001_S003	88	1	X/O			
201507-05	1507 Modification	-	D1482705	PAPER FEED UNIT:NO.2:ASS'Y	D1482709	PAPER FEED UNIT:NO.2:ASS'Y	U005	134	1	O/O			
201507-06	1507 Modification	-	D1482707	(C4503/C5503):PAPER FEED UNIT:NO.1:ASS'Y	D1482710	(C4503/C5503):PAPER FEED UNIT:NO.1:ASS'Y	U005	42	1	O/O			
201507-07	1507 Modification	-	D0394591	SHAFT:PRESSURE:GUIDE PLATE:EXIT	D2024692	SHAFT:PRESSURE:GUIDE PLATE:UPPER	U013_S001	58	2	O/O			
							U013_S002	58	2				
201507-08	1507 Modification	-	D1485786	BRACKET:HDD	D1465786	BRACKET:HDD	U015	77	1	X/O			
201507-12	1507 Modification	-	D1491250	COVER:LEFT	D1501250	COVER:LEFT	U001	22	1	X/O			
201507-13	1507 Modification	-	D1862208	PCU:BLACK:SERVICE PARTS:EXP	D1862238	PCU:BLACK:SERVICE PARTS:EXP	U006_S001	20	1	O/O			
201507-14	1507 Modification	-	D1862209	PCU:COLLAR:SERVICE PARTS:EXP	D1862239	PCU:COLLAR:SERVICE PARTS:EXP	U006_S002	11	1	O/O			
201507-15	1507 Modification	-			D6932867	SUPPORTING PLATE:COVER:FRONT:PAPER TRAY	U005_S008	135	1				

## Design Change List

Number	Title	Set	Old Part		New Part		Index No.		Q'ty	Interchg		Reason	Cut-in S/N
			P/N	Name	P/N	Name	Group	ID		Indiv.	Set		
		-			D6932867	SUPPORTING PLATE:COVER:FRONT:PAPER TRAY	U005_S009	135	1				
		-			D6932867	SUPPORTING PLATE:COVER:FRONT:PAPER TRAY	U005_S010	135	1				
		-			D6932867	SUPPORTING PLATE:COVER:FRONT:PAPER TRAY	U005_S011	135	1				
		-			D6932867	SUPPORTING PLATE:COVER:FRONT:PAPER TRAY	U005_S012	135	1				
201507-16	1507 Modification	-	D1494473	END FENCE:TRAY:EXIT			U018_S001	39	1				
201507-17	1507 Modification	-	D1494474	LINK:END FENCE:TRAY:EXIT			U018_S001	40	1				
201507-18	1507 Modification	-	D1863061	DEVELOPMENT UNIT:CYAN:SERVICE PARTS:DOM	D1863062	DEVELOPMENT UNIT:CYAN:SERVICE PARTS	U006_S002	17	1	O/O			
201507-19	1507 Modification	-	D1494839	(C4503/C5503):DUPLEX UNIT:EXP:ASS'Y	D1484511	(C4503/C5503):DUPLEX UNIT:EXP:ASS'Y	U013	231	1	O/O			
201507-20	1507 Modification	-	D1504716	(C6003):GUIDE PLATE:VERTICAL TRANSPORT:DRIVEN:PAPER THICK:ASS'Y	D1504742	(C6003):GUIDE PLATE:VERTICAL TRANSPORT:DRIVEN:PAPER THICK:ASS'Y	U013_S002_S004	207	1	O/O			
201507-21	1507 Modification	-	D1505665	(C6003):PCB:CTL:EXP	D1885214	(C6003):PCB:E:EX3_CTL(AR):EXP	U015	65	1	O/O			

## Design Change List

Number	Title	Set	Old Part		New Part		Index No.		Q'ty	Interchg		Reason	Cut-in S/N
			P/N	Name	P/N	Name	Group	ID		Indiv.	Set		
201507-22	1507 Modification	-	D1492659	HARNESS:MANUAL FEED	D1482659	HARNESS:MANUAL FEED	A2(2/4)		1	X/O			
201507-23	1507 Modification	-	D1502632	HARNESS:MANUAL FEED TABLE: REAR	D1504753	HARNESS:MANUAL FEED TABLE: REAR	B2(2/4)		1	O/O			
201507-24	1507 Modification	-	D1502653	HARNESS:MANUAL FEED TABLE: FRONT	D1504754	HARNESS:MANUAL FEED TABLE: FRONT	A2(2/4)		1	O/O			
201506-01	1506 Modification	-	D1482800	PAPER TRAY:NO.2:ASS'Y	D1482802	(-TWN/-CHN/-EU/-AA):PAPER TRAY:NO.2:ASS'Y	U005	133	1	X/O			
			D1482800	PAPER TRAY:NO.2:ASS'Y	D1482802	(-TWN/-CHN/-EU/-AA):PAPER TRAY:NO.2:ASS'Y	U005	133	1	X/O			
			D1482800	PAPER TRAY:NO.2:ASS'Y	D1482802	(-TWN/-CHN/-EU/-AA):PAPER TRAY:NO.2:ASS'Y	U005	133	1	X/O			
			D1482800	PAPER TRAY:NO.2:ASS'Y	D1482802	(-TWN/-CHN/-EU/-AA):PAPER TRAY:NO.2:ASS'Y	U005	133	1	X/O			
201506-02	1506 Modification	-	D1494790	HARNESS:PAPER SIZE SENSOR: MANUAL FEED	D1484790	HARNESS:PAPER SIZE SENSOR: MANUAL FEED	C2(1/4)		1	O/O			
201506-03	1506 Modification	-	D1494832	(C4503/C5503):MANUAL FEED TABLE:EXP:ASS'Y	D1484831	(C4503/C5503):MANUAL FEED TABLE:EXP:ASS'Y	U013_S001_S003	227	1	O/O			
201506-04	1506 Modification	-	D1482681	(C4503/C5503):GUIDE PLATE:VERTICAL TRANSPORT:NO.2:DRIVEN	D1482685	GUIDE PLATE:VERTICAL TRANSPORT:NO.2:DRIVEN:ASS'Y	U013_S001_S002	226	1	O/O			

## Design Change List

Number	Title	Set	Old Part		New Part		Index No.		Q'ty	Interchg		Reason	Cut-in S/N
			P/N	Name	P/N	Name	Group	ID		Indiv.	Set		
		-		:ASS'Y									
			D1482681	(C6003):GUIDE PLATE:VERTICAL TRANSPORT:NO.2:DRIVEN:ASS'Y	D1482685	GUIDE PLATE:VERTICAL TRANSPORT:NO.2:DRIVEN:ASS'Y	U013_S002_S003	226	1	O/O			
201506-06	1506 Modification	-	D1485665	(C4503):PCB:CTL:EXP	D1885212	(C4503):PCB:MET-C1:C:EX3_CTL(AR):EXP	U015	38	1	O/O			
201506-07	1506 Modification	-	D1495665	(C5503):PCB:CTL:EXP	D1885213	(C5503):PCB:MET-C1:D:EX3_CTL(AR):EXP	U015	44	1	O/O			
201506-08	1506 Modification	-	D1494837	(C6003):MANUAL FEED TABLE:EXP:ASS'Y	D1504721	(C6003):MANUAL FEED TABLE:METIS-C1E:EXP:ASS'Y	U013_S002_S001	229	1	O/O			
201506-09	1506 Modification	-	D1504526	(C6003):DUPLEX UNIT:EXP:ASS'Y	D1504529	(C6003):DUPLEX UNIT:METIS-C1E:EXP:ASS'Y	U013	228	1	O/O			
201506-10	1506 Modification	-	D1504704	(C6003):GUIDE PLATE:VERTICAL TRANSPORT:DRIVEN:PAPER THICK:ASS'Y	D1504743	(C6003):GUIDE PLATE:VERTICAL TRANSPORT:DRIVEN:PAPER THICK:ASS'Y	U013_S002_S004_S001	230	1	O/O			
201505-02	1505 Modification	-	D1491453	(-CHN):OPERATION PANEL:D148/D149/D150:ASS'Y	D1491408	(-CHN):OPERATION SUB-UNIT:ASS'Y	U002	57	1	X/O			
201505-03	1505 Modification	-	D1494818	(C4503/C5503):DUPLEX UNIT:EXP:ASS'Y	D1494839	(C4503/C5503):DUPLEX UNIT:EXP:ASS'Y	U013	225	1	X/O			
201505-04	1505 Modification	-	D1502651	HARNESS:MANU	D1504751	HARNESS:MANU	B3(2/4)		1	O/O			



## Design Change List

Number	Title	Set	Old Part		New Part		Index No.		Q'ty	Interchg		Reason	Cut-in S/N
			P/N	Name	P/N	Name	Group	ID		Indiv.	Set		
		-		AL FEED:CONNE CTING:19P		AL FEED:CONNE CTING:19P							
201503-01	1503 Modification	-	D1495370	HARNESS:FFC:B CU:IPU:IF50	D1495387	HARNESS:FFC:B CU:IPU:IF50	F5(2/4),F5(4/4)		1	O/O			
201503-03	1503 Modification	-	D1491488	PCB:OP-R:ASS'Y	D1461488	PCB:OP-R:ASS'Y	U002_S006	19	1	O/O			
							U002_S007	19	1				
			D1491488	PCB:OP-R:ASS'Y	D1461488	PCB:OP-R:ASS'Y	U002_S003	19	1	O/O			
			D1491488	PCB:OP-R:ASS'Y	D1461488	PCB:OP-R:ASS'Y	U002_S004	19	1	O/O			
D1491488	PCB:OP-R:ASS'Y	D1461488	PCB:OP-R:ASS'Y	U002_S005	19	1	O/O						
201504-01	1504 Modification	A	D1494681	BRACKET:MOTO R	D1484681	BRACKET:MOTO R:PEEN	U013_S001	135	1	X/X	X/O		
			D1494681	BRACKET:MOTO R	D1484681	BRACKET:MOTO R:PEEN	U013_S002	135	1	X/X			
201504-02	1504 Modification	A			D1494787	GUIDE:HARNES S:MANUAL FEED :CONNECTING	U013_S001	224	1		X/O		
					D1494787	GUIDE:HARNES S:MANUAL FEED :CONNECTING	U013_S002	224	1				
201504-03	1504 Modification	-			D1496310	BRACKET:ON-OF F:COLLAR	U008	40	1				
201504-04	1504 Modification	-	11050758	CLAMP:LWSM-03 06A			U013_S002 _S004_S00 1	15	1				
201504-05	1504 Modification	-	D1504701	(C6003):GUIDE P LATE:VERTICAL TRANSPORT:DRI VEN:PAPER THI CK:ASS'Y	D1504704	(C6003):GUIDE P LATE:VERTICAL TRANSPORT:DRI VEN:PAPER THI CK:ASS'Y	U013_S002 _S004	205	1	X/O			
201504-06	1504 Modification	-	19070159	SO-DIMM:DDR3:	D1365709	PCB:EX3_DDR3-	U015	21	1	O/O			

## Design Change List

Number	Title	Set	Old Part		New Part		Index No.		Q'ty	Interchg		Reason	Cut-in S/N
			P/N	Name	P/N	Name	Group	ID		Indiv.	Set		
		-		2GYTE:1333MBP S		DIMM:RC-A:2GB: ASS'Y							
201504-07	1504 Modification	-	D1502703	(C6003):PAPER F EED UNIT:NO.1:A SS'Y	D1502705	(C6003):PAPER F EED UNIT:NO.1: METIS-C1E:ASS' Y	U005	132	1	O/O			
201504-08	1504 Modification	-			D1495058	PCB:IOB:ENGINE :CDE:ASS'Y	U015	76	1	O/O			
201502-01	1502 Modification	-			D1494639	STAY:CONTACT POINT:DUPLEX	U013_S001	223	1				
							U013_S002	223	1				
201502-02	1502 Modification	-	D1495786	BRACKET:HDD	D1485786	BRACKET:HDD	U015	56	1	X/O			
201502-03	1502 Modification	-	D1495220	HARNESS:OPER ATION SUB-UNIT :ASS'Y	D1495225	HARNESS:OPER ATION SUB-UNIT :ASS'Y	P to P 5E (2 /4)		1	O/O			
201502-04	1502 Modification	-	D1501422	(-EU):OPERATIO N SUB-UNIT:CM: ASS'Y	D1481402	(-EU):OPERATIO N SUB-UNIT:CM: ASS'Y	U002	54	1	O/O			
201502-05	1502 Modification	-	D1491446	(-NA/-AA):OPERA TION SUB-UNIT: ASS'Y	D1491406	(-NA/-AA):OPERA TION SUB-UNIT: ASS'Y	U002	55	1	O/O			
201501-01	1501 Modification	-	D1491244	COVER:FRONT: RIGHT UPPER	D1501244	COVER:FRONT: RIGHT UPPER	U001	19	1	X/O			
201501-02	1501 Modification	A	D1494826	MANUAL FEED U NIT:ASS'Y	D1494828	MANUAL FEED U NIT:ASS'Y				X/X			
201501-03	1501 Modification	A	D1494627	COVER:DUPLEX	D1494840	COVER:DUPLEX	U013_S001	107	1	X/X			
201501-04	1501 Modification	-			D1496044	DENSITY SENSO R:ASS'Y	U008_S003	38	1	O/O			
201501-05	1501 Modification	-	D1495795	RACK:MIDDLE:A SS'Y			U015	74	1	O/O			
201501-06	1501 Modification	-			D1496325	SPACER:SHUTT	U008_S003	39	2	O/O			

## Design Change List

Number	Title	Set	Old Part		New Part		Index No.		Q'ty	Interchg		Reason	Cut-in S/N
			P/N	Name	P/N	Name	Group	ID		Indiv.	Set		
		-				ER:TM SENSOR							
201501-07	1501 Modification	-	D1491454	(-TWN):OPERATION PANEL:D148/D149/D150:ASS'Y	D1491409	(-TWN):OPERATION SUB-UNIT:ASS'Y	U002	53	1				
201412-03	1412 Modification	-			D1496345	CAM:SHUTTER:TM SENSOR	U008_S001	37	1				
201412-05	1412 Modification	-	D1496204	TRANSFER/SEPARATION UNIT:ASS'Y	D1496206	TRANSFER/SEPARATION UNIT:ASS'Y	U010	60	1	O/O			
201412-06	1412 Modification	-	D1494803	(C4503/C5503):DUPLEX UNIT:EXP:ASS'Y	D1494818	(C4503/C5503):DUPLEX UNIT:EXP:ASS'Y	U013	221	1	X/O			
201412-07	1412 Modification	-			D1495796	RACK:MIDDLE	U015	75	1				
201412-08	1412 Modification	-			D1496215	GUIDE PLATE:TRANSFER:SECOND:ASS'Y	U010_S001	59	1				
201411-01	1411 Modification	-	D1484444	GUIDE PLATE:EXIT:UPPER	D1484441	GUIDE PLATE:EXIT:UPPER	U012_S001	24	1	X/O			
201411-02	1411 Modification	-	11050488	HARNESS CLAMP	11050517	HARNESS CLAMP - LWS-2111Z	U003	8	1	O/O			
201411-04	1411 Modification	-			D1494396	BRACKET:SENSOR:LIGHT SHIELDING PLATE	U011	99	1				
201411-06	1411 Modification	-	D1491478	PCB:OP-L:ASS'Y	D1491468	PCB:OP-L:USB:ASS'Y	U002_S003	18	1	X/O			
							U002_S004	18	1				
							U002_S005	18	1				
							U002_S006	18	1				
							U002_S007	18	1				
201411-07	1411 Modification	-			D1495795	RACK:MIDDLE:ASS'Y	U015	74	1				

## Design Change List

Number	Title	Set	Old Part		New Part		Index No.		Q'ty	Interchg		Reason	Cut-in S/N
			P/N	Name	P/N	Name	Group	ID		Indiv.	Set		
201411-08	1411 Modification	-	D1501412	(-EU):OPERATION SUB-UNIT:CM:ASS'Y	D1501422	(-EU):OPERATION SUB-UNIT:CM:ASS'Y	U002	48	1	O/O			
201411-09	1411 Modification	-	D1491451	(-NA/-AA):OPERATION SUB-UNIT:ASS'Y	D1491446	(-NA/-AA):OPERATION SUB-UNIT:ASS'Y	U002	15	1	X/O			
			D1491451	(-NA/-AA):OPERATION SUB-UNIT:ASS'Y	D1491406	(-NA/-AA):OPERATION SUB-UNIT:ASS'Y	U002	15	1	X/O			
201411-10	1411 Modification	-	D1491414	(-CHN):OPERATION PANEL:D148/D149/D150:ASS'Y	D1491453	(-CHN):OPERATION PANEL:D148/D149/D150:ASS'Y	U002	11	1	O/O			
201410-03	1410 Modification	-	D1496005	TRANSFER UNIT:INTERMEDIATE TRANSFER:ASS'Y	D1496006	TRANSFER UNIT:INTERMEDIATE TRANSFER:ASS'Y	U008	14	1	O/O			
201410-04	1410 Modification	-	D1494716	(C4503/C5503):SIDE FENCE:FRONT:ASS'Y	D1494835	SIDE FENCE:FRONT:ASS'Y	U013_S001_S003_S001	154	1	X/O			
201410-05	1410 Modification	-	D1494761	DRIVEN ROLLER:DIA16			U013_S001	179	1	X/O			
201410-08	1410 Modification	B	D1496274	HOLDER:SHEET			U010_S001_S001	56	1	X/X			
201410-10	1410 Modification	-	D1494805	(C6003):DUPLEX UNIT:EXP:ASS'Y	D1504526	(C6003):DUPLEX UNIT:EXP:ASS'Y	U013	220	1	X/O			
201410-11	1410 Modification	-	D0295371	CABLE:HDD:SATA:RED:170	D1495250	CABLE:HDD:SATA:180	P to P 6D (4/4)		1	O/O			
201409-01	1409 Modification	-	D1441085	STEPPED SCREW:M3	D1494235	STEPPED SCREW:M3	U011_S001	45	1	O/O			
			D1441085	STEPPED SCREW:M3	D1494235	STEPPED SCREW:M3	U011_S001	45	1	O/O			

## Design Change List

Number	Title	Set	Old Part		New Part		Index No.		Q'ty	Interchg		Reason	Cut-in S/N
			P/N	Name	P/N	Name	Group	ID		Indiv.	Set		
		-		W:M3		W:M3							
			D1441085	STEPPED SCRE W:M3	D1494235	STEPPED SCRE W:M3	U011_S002	45	1	O/O			
			D1441085	STEPPED SCRE W:M3	D1494235	STEPPED SCRE W:M3	U011_S002	45	1	O/O			
			D1441085	STEPPED SCRE W:M3	D1494235	STEPPED SCRE W:M3	U011_S003	45	1	O/O			
			D1441085	STEPPED SCRE W:M3	D1494235	STEPPED SCRE W:M3	U011_S003	45	1	O/O			
			D1441085	STEPPED SCRE W:M3	D1494235	STEPPED SCRE W:M3	U011_S004	45	1	O/O			
			D1441085	STEPPED SCRE W:M3	D1494235	STEPPED SCRE W:M3	U011_S004	45	1	O/O			
			D1441085	STEPPED SCRE W:M3	D1494235	STEPPED SCRE W:M3	U011_S005	45	1	O/O			
			D1441085	STEPPED SCRE W:M3	D1494235	STEPPED SCRE W:M3	U011_S005	45	1	O/O			
201409-02	1409 Modification	-	D1496175	TONER OUTLET UNIT:BELT CLEA NING:ASS'Y	D1496370	TONER OUTLET UNIT:BELT CLEA NING:ASS'Y	U008_S002	23	1	X/O			
201409-03	1409 Modification	-			D1494899	(C4503/C5503):S HEET:RACK:MAN UAL FEED	U013_S001 _S003	219	1				
201409-04	1409 Modification	-			D1494851	DECAL:SIDE FEN CE:GRIP:MANUA L FEED	U013_S001 _S003_S00 1	218	1				
					D1494851	DECAL:SIDE FEN CE:GRIP:MANUA L FEED	U013_S002 _S001	218	1				
201409-05	1409 Modification	-	D1504035	(-NA):SLEEVE:FU	D1504041	(-NA):SLEEVE:FU	U011_S004	92	1	O/O			

## Design Change List

Number	Title	Set	Old Part		New Part		Index No.		Q'ty	Interchg		Reason	Cut-in S/N
			P/N	Name	P/N	Name	Group	ID		Indiv.	Set		
		-		SING:CDE:SERVICE		SING:CDE:SERVICE							
201409-06	1409 Modification	-	D1504010	(-CHN/-EU/-AA):F USING UNIT:CDE:SERVICE	D1504014	(-CHN/-EU/-AA):F USING UNIT:CDE:SERVICE	U011	94	1	O/O			
			D1504010	(-CHN/-EU/-AA):F USING UNIT:CDE:SERVICE	D1504014	(-CHN/-EU/-AA):F USING UNIT:CDE:SERVICE	U011	94	1	O/O			
			D1504010	(-CHN/-EU/-AA):F USING UNIT:CDE:SERVICE	D1504014	(-CHN/-EU/-AA):F USING UNIT:CDE:SERVICE	U011	94	1	O/O			
201409-07	1409 Modification	-			D7390116	(-NA):HEATER:PHOTOCONDUCTOR:NA:ADHESION	U017	7	1				
201409-08	1409 Modification	-			D7390117	(-CHN/-EU/-AA):HEATER:PHOTOCONDUCTOR:EU:ADHESION	U017	8	1				
					D7390117	(-CHN/-EU/-AA):HEATER:PHOTOCONDUCTOR:EU:ADHESION	U017	8	1				
					D7390117	(-CHN/-EU/-AA):HEATER:PHOTOCONDUCTOR:EU:ADHESION	U017	8	1				
201409-09	1409 Modification	A	D1494827	MANUAL FEED UNIT:METIS-C1E:ASSY	D1494829	MANUAL FEED UNIT:METIS-C1E:ASSY	U013_S002	217	1	X/X			

## Design Change List

Number	Title	Set	Old Part		New Part		Index No.		Q'ty	Interchg		Reason	Cut-in S/N
			P/N	Name	P/N	Name	Group	ID		Indiv.	Set		
201409-10	1409 Modification	A	D1494627	COVER:DUPLEX	D1494840	COVER:DUPLEX	U013_S002	107	1	X/X			
201405-01	1405 Modification	-	D1472705	PAPER FEED UNIT:NO.2:ASS'Y	D1482705	PAPER FEED UNIT:NO.2:ASS'Y	U005	32	1	X/O			
201405-02	1405 Modification	-	D1492804	(-NA):PAPER TRAY:NO.2:ASS'Y	D1482801	(-NA):PAPER TRAY:NO.2:ASS'Y	U005	69	1	X/O			
201405-03	1405 Modification	-	D1494694	ARM:PUSH SWITCH	D1494850	ARM:PUSH SWITCH	U013_S001	144	1	X/O			
							U013_S002	144	1				
201405-04	1405 Modification	-	D1496203	TRANSFER/SEPARATION UNIT:ASS'Y	D1496204	TRANSFER/SEPARATION UNIT:ASS'Y	U010	54	1	X/O			
201405-05	1405 Modification	-	D1502776	(C6003):HOLDER:DRIVEN:BELT			U013_S002_S004_S001	203	1	X/X			
201405-06	1405 Modification	-	D1494524	(C4503/C5503):DUPLEX UNIT:EXP:ASS'Y	D1494803	(C4503/C5503):DUPLEX UNIT:EXP:ASS'Y	U013	104	1	X/O			
201405-07	1405 Modification	-	D1504523	(C6003):DUPLEX UNIT:EXP:ASS'Y	D1494805	(C6003):DUPLEX UNIT:EXP:ASS'Y	U013	204	1	X/O			
201406-01	1406 Modification	-	D1494769	MANUAL FEED UNIT:ASS'Y	D1494826	MANUAL FEED UNIT:ASS'Y	U013_S001	185	1	X/O			
201406-02	1406 Modification	-			GA003033	DECAL - SHIELDING PLATE K	U006_S001_S001	22	1				
201406-05	1406 Modification	-			D1496592	RAIL:COLLECTION BOTTLE	U009	35	1				
201406-06	1406 Modification	-	D1491535	(-EU):COVER:UPPER:SH:BA	D1491589	(-EU):COVER:UPPER:SH:EU:BA	U002	52	1	X/O			
201406-08	1406 Modification	-	D1492673	GUIDE PLATE:VERTICAL TRANSPORT:NO.2:DRIVE N	D1482683	GUIDE PLATE:VERTICAL TRANSPORT:NO.2:DRIVE N	U013_S001_S002	92	1	X/X			

## Design Change List

Number	Title	Set	Old Part		New Part		Index No.		Q'ty	Interchg		Reason	Cut-in S/N
			P/N	Name	P/N	Name	Group	ID		Indiv.	Set		
201406-09	1406 Modification	A	B2134460	SHAFT:PRESSURE ROLLER	D1494459	SHAFT:DRIVEN:EXIT ROLLER	U012_S001	17	4	X/O			
201406-10	1406 Modification	A	D1494458	ROLLER:DRIVEN:EXIT	D2024458	ROLLER:DRIVEN:EXIT	U012_S001	42	4	X/O			
201406-11	1406 Modification	-	D1496220	FRAME:TRANSFER/SEPARATION UNIT:ASS'Y			U010_S001_S001	30	1	X/X			
201407-01	1407 Modification	-	D1504714	MANUAL FEED UNIT:ASS'Y	D1494827	MANUAL FEED UNIT:METIS-C1E:ASS'Y	U013_S002	206	1	X/O			
201407-02	1407 Modification	-	D1482671	(C4503/C5503):GUIDE PLATE:VERTICAL TRANSPORT:NO.2:DRIVEN:ASS'Y	D1482681	(C4503/C5503):GUIDE PLATE:VERTICAL TRANSPORT:NO.2:DRIVEN:ASS'Y	U013_S001	216	1	X/O			
			D1482671	(C6003):GUIDE PLATE:VERTICAL TRANSPORT:NO.2:DRIVEN:ASS'Y	D1482681	(C6003):GUIDE PLATE:VERTICAL TRANSPORT:NO.2:DRIVEN:ASS'Y	U013_S002	216	1	X/O			
201407-03	1407 Modification	-	D1491267	COVER:RIGHT:UPPER	D1501267	COVER:RIGHT:UPPER	U001	33	1	X/O			
201407-05	1407 Modification	-	D1491271	INNER COVER:TONER BOTTLE:CID	D1491276	INNER COVER:TONER BOTTLE:CID	U001	35	1	X/O			
201407-06	1407 Modification	-			D1496896	DECAL:PCU:YELLOW	U001	65	1				
201407-07	1407 Modification	-			D1496895	DECAL:PCU:MAGENTA	U001	64	1				
201407-08	1407 Modification	-			D1496894	DECAL:PCU:CYAN	U001	63	1				



## Design Change List

Number	Title	Set	Old Part		New Part		Index No.		Q'ty	Interchg		Reason	Cut-in S/N
			P/N	Name	P/N	Name	Group	ID		Indiv.	Set		
201407-09	1407 Modification	-			D1496893	DECAL:PCU:BLACK	U001	62	1				
201407-10	1407 Modification	-			D1491369	INSULATING SHEET:IOB	U015_S002	73	1				
201407-11	1407 Modification	-			D1491382	INSULATING SHEET:DRIVE UNIT	U014_S001	31	1				
201407-12	1407 Modification	-	D1491178	DRIVE UNIT:PAPER FEED:ASS'Y	D1491399	DRIVE UNIT:PAPER FEED:ASS'Y	U014_S003	30	1	X/O			
201407-13	1407 Modification	-			D1496276	SHEET:UPPER:TRANSFER	U010_S001_S001	58	1				
201407-14	1407 Modification	-			D1496275	SHEET:ENTRANCE:TRANSFER	U010_S001_S001	57	1				
201407-15	1407 Modification	-			D1496274	HOLDER:SHEET	U010_S001_S001	56	1				
201408-01	1408 Modification	-	D1504703	(C6003):MANUAL FEED TABLE:EXP:ASS'Y	D1494837	(C6003):MANUAL FEED TABLE:EXP:ASS'Y	U013_S002	214	1	X/O			
201408-02	1408 Modification	-	D1492892	(-TWN/-CHN/-EU/-AA):PAPER TRAY:NO.2:ASS'Y	D1482800	PAPER TRAY:NO.2:ASS'Y	U005	110	1	X/O			
			D1492892	(-TWN/-CHN/-EU/-AA):PAPER TRAY:NO.2:ASS'Y	D1482800	PAPER TRAY:NO.2:ASS'Y	U005	110	1	X/O			
			D1492892	(-TWN/-CHN/-EU/-AA):PAPER TRAY:NO.2:ASS'Y	D1482800	PAPER TRAY:NO.2:ASS'Y	U005	110	1	X/O			
			D1492892	(-TWN/-CHN/-EU/-AA):PAPER TRAY:NO.2:ASS'Y	D1482800	PAPER TRAY:NO.2:ASS'Y	U005	110	1	X/O			
201408-03	1408 Modification	-	D1494408	PAPER EXIT UNI	D1494409	PAPER EXIT UNI				X/O			

## Design Change List

Number	Title	Set	Old Part		New Part		Index No.		Q'ty	Interchg		Reason	Cut-in S/N
			P/N	Name	P/N	Name	Group	ID		Indiv.	Set		
		-		T:ASS'Y		T:ASS'Y							
201408-04	1408 Modification	-	D1494744	(C4503/C5503):M ANUAL FEED TA BLE:EXP:ASS'Y	D1494832	(C4503/C5503):M ANUAL FEED TA BLE:EXP:ASS'Y	U013_S001	215	1	X/O			
201408-05	1408 Modification	-	D1504036	(-CHN/-EU/-AA):S LEEVE:FUSING: CDE:SERVICE	D1504042	(-CHN/-EU/-AA):S LEEVE:FUSING: CDE:SERVICE	U011_S001	96	1	O/O			
			D1504036	(-CHN/-EU/-AA):S LEEVE:FUSING: CDE:SERVICE	D1504042	(-CHN/-EU/-AA):S LEEVE:FUSING: CDE:SERVICE	U011_S002	96	1	O/O			
			D1504036	(-CHN/-EU/-AA):S LEEVE:FUSING: CDE:SERVICE	D1504042	(-CHN/-EU/-AA):S LEEVE:FUSING: CDE:SERVICE	U011_S003	96	1	O/O			
201408-07	1408 Modification	-	D1495122	PCB:IOB:ENGINE :D148/D149/D150	D1495057	PCB:IOB:ENGINE :D148/D149/D150	U015	42	1	X/O			
201408-08	1408 Modification	-	D1491415	(-TWN):OPERATI ON PANEL:D148/ D149/D150:ASS'Y	D1491454	(-TWN):OPERATI ON PANEL:D148/ D149/D150:ASS'Y	U002	12	1	O/O			
201408-09	1408 Modification	-			D1494363	BRACKET:THER MOPILE	U011	98	1				
201404-08	1404 Modification	-	D1496201	TRANSFER/SEP ARATION UNIT:A SS'Y	D1496203	TRANSFER/SEP ARATION UNIT:A SS'Y	U010	28	1	X/O			
201404-09	1404 Modification	-			D1495614	HEAT SINKER:E X3:FAN	U015_S003	71	1				
					D1495614	HEAT SINKER:E X3:FAN	U015_S004	71	1				
					D1495614	HEAT SINKER:E X3:FAN	U015_S005	71	1				
					D1495614	HEAT SINKER:E	U015_S006	71	1				

## Design Change List

Number	Title	Set	Old Part		New Part		Index No.		Q'ty	Interchg		Reason	Cut-in S/N
			P/N	Name	P/N	Name	Group	ID		Indiv.	Set		
		-				X3:FAN							
					D1495614	HEAT SINKER:EX3:FAN	U015_S007	71	1				
					D1495614	HEAT SINKER:EX3:FAN	U015_S008	71	1				
201404-10	1404 Modification	-	D1502702	(C6003):PAPER FEED UNIT:NO.1:ASS'Y	D1502703	(C6003):PAPER FEED UNIT:NO.1:ASS'Y	U005	123	1	X/O			
201404-11	1404 Modification	-			D1495810	BRACKET:RACK:UPPER	U015	70	1				
201404-16	1404 Modification	-	D1492671	GUIDE PLATE:VERTICAL TRANSPORT:NO.2:DRIVEN:ASS'Y	D1482671	(C4503/C5503):GUIDE PLATE:VERTICAL TRANSPORT:NO.2:DRIVEN:ASS'Y	U013_S001	91	1	X/O			
			D1492671	GUIDE PLATE:VERTICAL TRANSPORT:NO.2:DRIVEN:ASS'Y	D1482671	(C6003):GUIDE PLATE:VERTICAL TRANSPORT:NO.2:DRIVEN:ASS'Y	U013_S002	91	1	X/O			
201404-17	1404 Modification	-	D1482675	HOLDER:DRIVEN:BELT			U013_S002_S003	64	1	X/O			
201404-18	1404 Modification	-			D1509591	TOTAL COUNTER SERVICE SET	U015	72	1				
201510-01	1510 Modification	-	D1473275	TRANSPORT SCREW:NOZZLE:BACK:ASS'Y	D1473285	TRANSPORT SCREW:NOZZLE:BACK:ASS'Y	U007	14	1	O/O			
201510-02	1510 Modification	-	D1491282	COVER:SCANNER:UPPER:FRONT	D1501282	COVER:SCANNER:UPPER:FRONT	U001	41	1	O/O			
201510-03	1510 Modification	-	D1496141	CLEANING UNIT:INTERMEDIATE	D2416141	CLEANING UNIT:BELT CLEANING:	U008	20	1	O/O			

## Design Change List

Number	Title	Set	Old Part		New Part		Index No.		Q'ty	Interchg		Reason	Cut-in S/N
			P/N	Name	P/N	Name	Group	ID		Indiv.	Set		
		-		TRANSFER		C2:ASS'Y							
201510-04	1510 Modification	-	D1494828	MANUAL FEED UNIT:ASS'Y	D1484820	(C4503/C5503):MANUAL FEED UNIT:ASS'Y	U013_S001	233	1	O/O			
201510-05	1510 Modification	-	D1491427	TOUCH PANEL: WVGA-9:MV	D1491428	TOUCH PANEL: WVGA-9:MV	U002_S006	14	1	O/O			
						TOUCH PANEL: WVGA-9:MV	U002_S007	14	1				
						TOUCH PANEL: WVGA-9:MV	U002_S003	14	1	O/O			
						TOUCH PANEL: WVGA-9:MV	U002_S004	14	1	O/O			
			D1491427	TOUCH PANEL: WVGA-9:MV	D1491428	TOUCH PANEL: WVGA-9:MV	U002_S005	14	1	O/O			
201510-06	1510 Modification	-	D1494409	PAPER EXIT UNIT:ASS'Y	D1484401	PAPER EXIT UNIT:ASS'Y	U012_S001	62	1	O/O			
201510-07	1510 Modification	-	D1492906	LEVER:STRETCH:PAPER TRAY:ASS'Y	D1482906	LEVER:STRETCH:PAPER TRAY:ASS'Y	U005	113	1	O/O			
						LEVER:STRETCH:PAPER TRAY:ASS'Y	U005	113	1				
201510-08	1510 Modification	-	D1495372	HARNESS:FFC:BCU:IMAGING:IF50	D1495389	HARNESS:FFC:BCU:IMAGING:IF50	C9(1/4)(3/4)		1	O/O			
201511-01	1511 Modification	-	D1494774	(C4503/C5503):COVER:MANUAL FEED TABLE	D1484774	(C4503/C5503):COVER:MANUAL FEED TABLE	U013_S001_S003	187	1	O/O			
201511-03	1511 Modification	-	D1471750	SHEET:GAP:ASS'Y	D2411727	SHEET:GAP:ASS'Y	U003	27	1	O/O			
201511-04	1511 Modification	-	D1497937	FILTER:PREVENTFENCE	D1477937	FILTER:PREVENTFENCE:10	U016_S001	25	1	O/O			

## Design Change List

Number	Title	Set	Old Part		New Part		Index No.		Q'ty	Interchg		Reason	Cut-in S/N
			P/N	Name	P/N	Name	Group	ID		Indiv.	Set		
201511-06	1511 Modification	-	D1494644	GEAR:MECHANICAL ROLLER CLUTCH	D2024644	GEAR:MECHANICAL ROLLER CLUTCH	U013_S001	113	1	X/O			
			D1494644	GEAR:MECHANICAL ROLLER CLUTCH	D2024644	GEAR:MECHANICAL ROLLER CLUTCH	U013_S002	113	1	X/O			
201511-07	1511 Modification	-	D1494707	GEAR:FEED:MANUAL FEED:DRIVE	D2024717	GEAR:FEED:MANUAL FEED:DRIVE	U013_S001	147	1	X/O			
			D1494707	GEAR:FEED:MANUAL FEED:DRIVE	D2024717	GEAR:FEED:MANUAL FEED:DRIVE	U013_S002	147	1	X/O			
201511-08	1511 Modification	-	D1494708	GEAR:SEPARATOR:MANUAL FEED:DRIVE	D2024718	GEAR:SEPARATOR:MANUAL FEED:DRIVE	U013_S001	148	1	X/O			
			D1494708	GEAR:SEPARATOR:MANUAL FEED:DRIVE	D2024718	GEAR:SEPARATOR:MANUAL FEED:DRIVE	U013_S002	148	1	X/O			
201511-09	1511 Modification	-	D1494709	GEAR:TRANSPORT ROLLER:MANUAL FEED	D2024719	GEAR:TRANSPORT ROLLER:MANUAL FEED	U013_S001	149	1	X/O			
			D1494709	GEAR:TRANSPORT ROLLER:MANUAL FEED	D2024719	GEAR:TRANSPORT ROLLER:MANUAL FEED	U013_S002	149	1	X/O			
201511-10	1511 Modification	-			D2426432	FEELER:COLLECTION BOTTLE	U009_S001	36	1				
201511-11	1511 Modification	-	D1860402	HEATER:DEHUMIDIFIER:NA	D1860404	(-NA-TWN):KIT:HEATER:DEHUMIDIFIER	U017	3	2	X/O			
201511-12	1511 Modification	-	D1860403	HEATER:DEHUM	D1860405	(-EU-AA-CHN):K	U017	4	3	X/O			

## Design Change List

Number	Title	Set	Old Part		New Part		Index No.		Q'ty	Interchg		Reason	Cut-in S/N
			P/N	Name	P/N	Name	Group	ID		Indiv.	Set		
		-		IDIFIER:EU		IT:HEATER:DEH UMIDIFIER							
201511-13	1511 Modification	-	D7390501	ELECTRICAL CO Mponents SEC TION:NA:ASS'Y	D7390506	(-NA/-TWN):ELEC TRICAL COMPO NENTS SECTION :ASS'Y	U017	5	2	X/O			
201511-14	1511 Modification	-	D7390502	ELECTRICAL CO Mponents SEC TION:EU:ASS'Y	D7390507	(-EU/-AA/-CHN):E LECTRICAL COM ponents SECTI ON:ASS'Y	U017	6	3	X/O			
201511-15	1511 Modification	-	D1492661	HARNESS:MANU AL FEED:CONNE CTING	D1482661	HARNESS:MANU AL FEED:CONNE CTING	C2(1/4)(3/4)		1	O/O			
201511-16	1511 Modification	-			D1475170	PCB:DHB	U017	9	1				
201511-18	1511 Modification	-	D1497937	FILTER:PREVEN TFENCE			U016_S001	25	1				

