

**Model CH-C1
(D137/D138)
Parts Catalog**

Parts change information sample


 **Add**

 **Update**

 **Delete**

Product Code	Model	PC Style
D137/D138	Pro C5100S/Pro C5110S	3D
D703	Finisher SR4090	3D
D704	Booklet Finisher SR4100	3D
D770	Cooling Fan Unit Type M2	3D
D705	Output Jogger Unit Type M2	3D
D706	Punch Unit PU3060	3D
D709	LCIT RT4020	3D
D745	8 1/2" x 14" PAPER SIZE TRAY TYPE M2	3D
D710	LCIT RT4030	3D
D749(D3D2)	A3/11"x17" Tray Unit Type M2/M26	3D
D727	Decurl Unit DU5020	3D
D707	Finisher SR4110	2D
B831	Punch Unit PU5000	2D
D744(D3D2)	Copy Tray Type M2 / M26	2D
D711	Cover Interposer Tray CI4010	2D
D712	Cover Interposer Tray CI4020	2D
D750	Tab Sheet Holder Type M2	2D
D751	Buffer Pass Unit Type 5020	2D
D615	Multi-Folding Unit FD4000	2D
B870	Optional Counter Interface Unit Type A	2D
D719	Postscript3 Unit Type M2 IPDS Unit Type M2 SD card for NetWare printing Type M2 Browser Unit Type M2	2D
D640	Copy Data Security Unit Type G	2D
D377	File Format Converter Type E Data Overwrite Security Unit Type H	2D
B679	IEEE1284 Interface Board Type A	2D
D164	IEEE802.11a/g/n Unit Type M2	2D
D566	Bluetooth Interface Unit Type D	2D
D166	OCR Unit Type M2	2D
B328	Copy Connector Type 3260	2D
B498	Card Reader Bracket Type1075	2D
D729	Color Controller E-22B	2D
D728	Color Controller E-42B	2D


Unit All



U001
EXTERIOR




U002
OPERATION




U003
ADF



U004
SCANNER



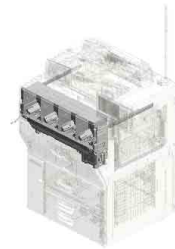
U005
LASER UNIT




U006
BY-PASS FEED




U007
PAPER FEED




U008
TONER SUPPLY SUB-UNIT



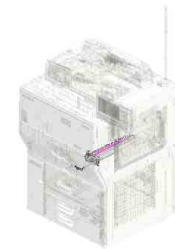
U009
PCU



U010
ITB UNIT




U011
ITB CLEANING




U012
TRANSFER/SEPARATION


Unit All




U013
USED TONER




U014
PAPER TRANSPORT




U015
FUSING




U016
PAPER EXIT



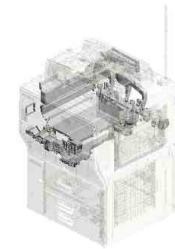
U017
DUPLEX




U018
MAIN DRIVE




U019
ELECTRICAL




U020
AIR COOLING



U021
MAIN FRAME



U022
ACCESSORIES



U023
HEATER

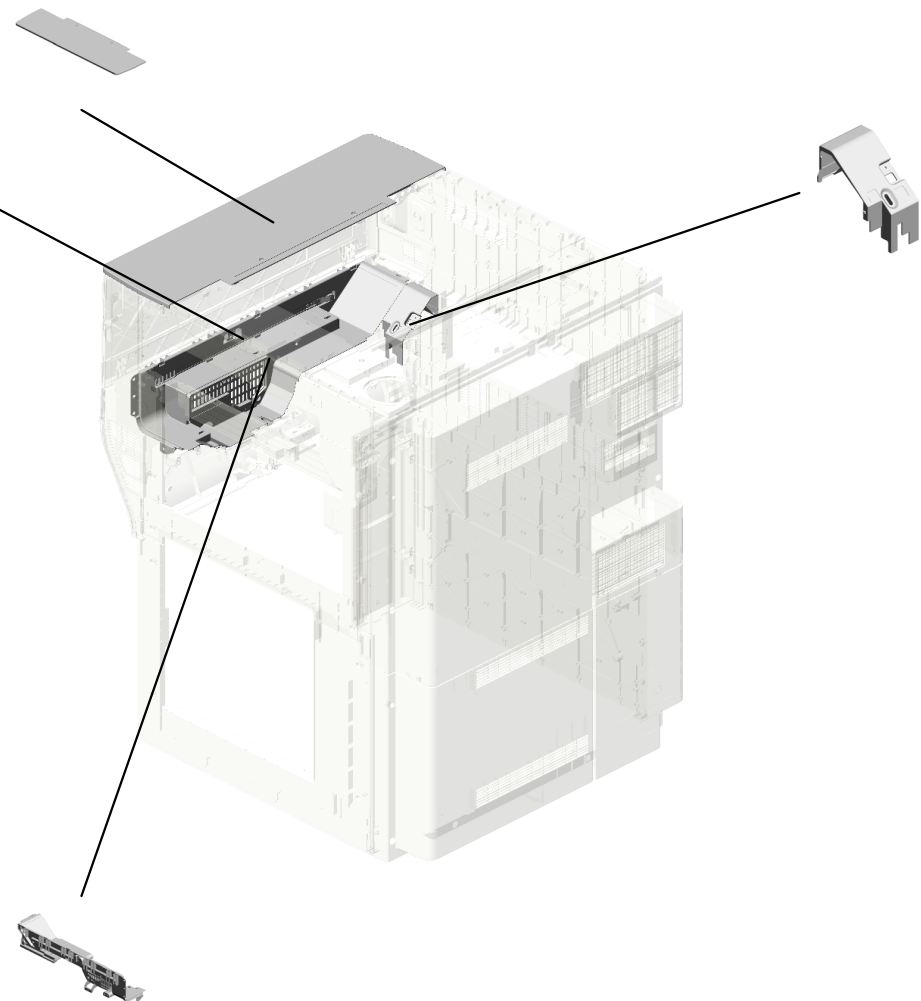
U001.EXTERIOR

U001_S002
D1381461
COVER:UPPER FRONT:ASS'
Y

U001_S003
D1362150
CLEANER:SHIELD GLASS:AS
S'Y

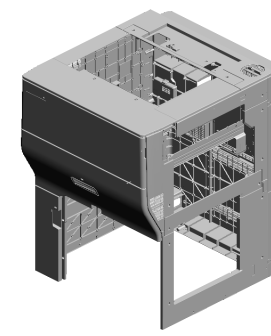
U001_S001
D1381480
INNER COVER:EXIT:UPPER:
ASS'Y

U001_S004
D1371492
INNER COVER:FRONT MIDD
LE:UPPER:ASS'Y



U001	U002	U003	U004	U005	U006	U007	U008	U009	U010	U011	U012	U013	U014	U015	U016	U017	U018	U019	U020	U021
------	------	------	------	------	------	------	------	------	------	------	------	------	------	------	------	------	------	------	------	------

U001 EXTERIOR



- 9.11050760 (x6) CLAMP:LWSM-051 1A
- 4.04583008N (x3) HEXAGON HEAD TAPPING SCREW:3X8
- 15.AA143537 (x2) SCREW:M3:BLACK
- 1.04543006N (x37) TAPPING SCREW: ROUND POINT:3X6
- 2.04543006Q (x20) TAPPING SCREW - M3X6


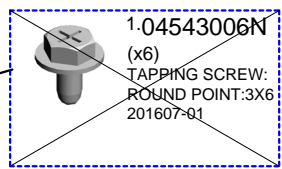
19.AG070514 (x2) MAGNET CATCH

6.11050604 CLAMP:RFC-16V0

22.D1351430 (x2) BRACKET:COVER: TONER SUPPLY UNIT:ASS'Y

16.AA143702 SCREW:PIN:POSITIONING

20.AW020198 PHOTOINTERRUPTOR:LG2A14NL1



1.04543006N (x6) TAPPING SCREW: ROUND POINT:3X6 201607-01

94.D1441085 STEPPED SCREW: M3

18.AG070513 MAGNET CATCH

1.04543006N (x 2) TAPPING SCREW:ROUND POINT:3X6

3.04543008Q (x8) TAPPING SCREW: 3X8

4.04583008N (x 1) HEXAGON HEAD TAPPING SCREW:3X8
104.04543008N (x 3) TAPPING SCREW:ROUND POINT:3X8

17.AC020150 LENS:LED:1

23.D1351433 [Q] COVER:REAR MIDDLE 201501-05 X/O

5.04583010N (x13) HEXAGON HEAD TAPPING SCREW:3X10

21.B2342390 (x7) FLANGED HEXAGONAL HEAD BOLT: M4X8

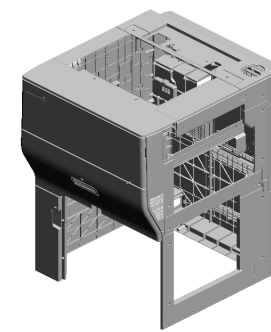
10.AA000291 (x6) DECAL:POSITIONING DISPLAY:SCREW:PP

8.11050759 (x5) CLAMP:LWSM-060 5A

7.11050758 (x5) CLAMP:LWSM-030 6A



U001 EXTERIOR



- 42.D1351490 STAY:COVER:TONER SUPPLY SUB-UNIT
- 44.D1361455 COVER:FRONT MIDDLE
- 29.D1351453 GUARD:HARNESSEXIT
- 47.D1371459 [P] INNER COVER:FRONT MIDDLE:LEFT 201701-01 X/O
- 39.D2571452 [I] BRACKET:COVER:LEFT MIDDLE:PROTECT:PEEN 202210-02 X/O

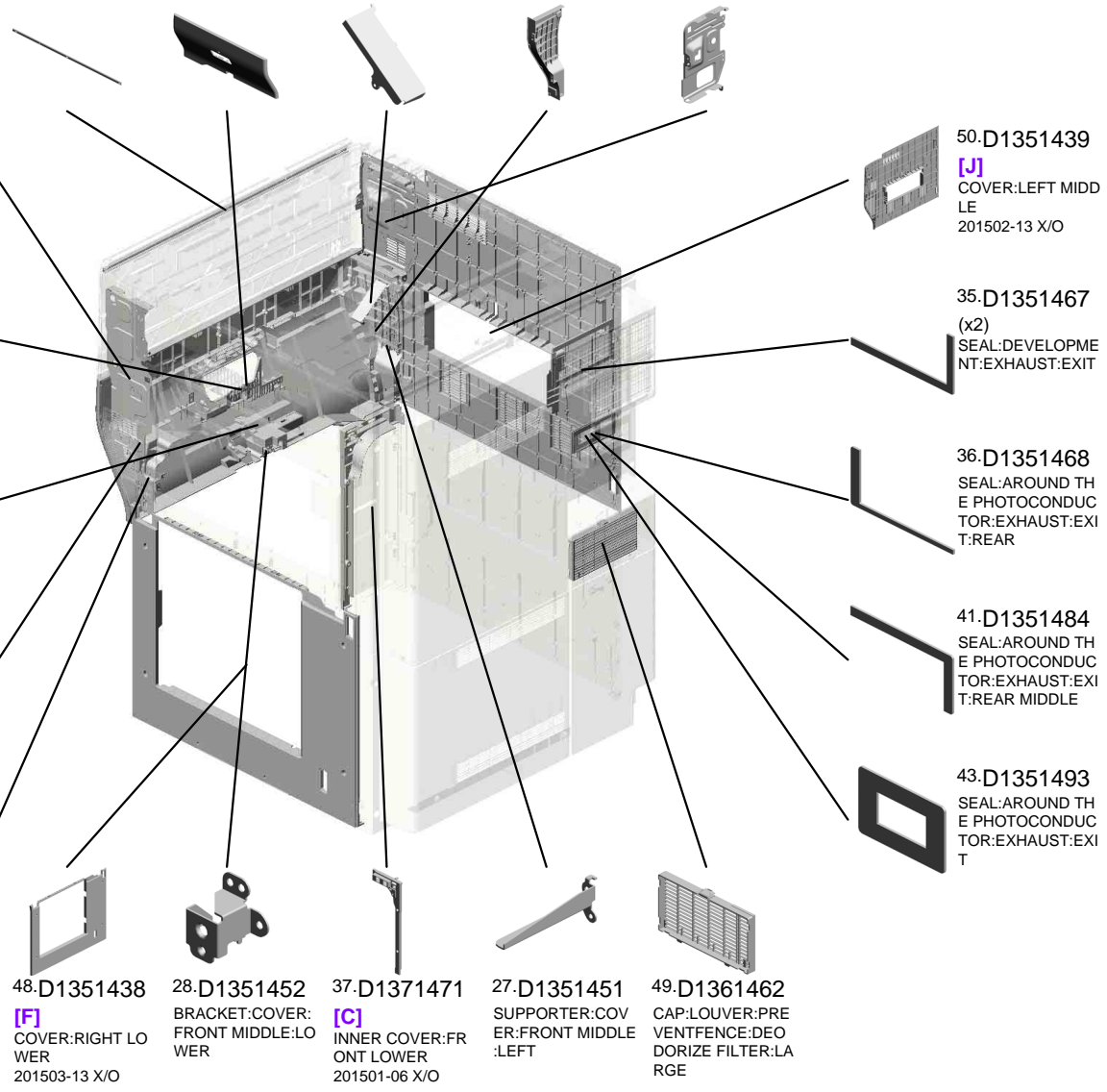
- 40.D2571451 [E] BRACKET:COVER:RIGHT MIDDLE:PROTECT:PEEN 202210-01 X/O

- 34.D1351465 INNER COVER:RIGHT: PULL OUT

- 38.D1351473 INNER COVER:TH: TRANSPORT

- 46.D1361458 INNER COVER:FRONT MIDDLE:RIGHT

- 26.D1351450 SUPPORTER:COVER:FRONT MIDDLE:RIGHT



- 48.D1351438 [F] COVER:RIGHT LOWER 201503-13 X/O

- 28.D1351452 BRACKET:COVER:FRONT MIDDLE:LOWER

- 37.D1371471 [C] INNER COVER:FRONT LOWER 201501-06 X/O

- 27.D1351451 SUPPORTER:COVER:FRONT MIDDLE:LEFT

- 49.D1361462 CAP:LOUVER:PREVENTENCE:DEODORIZE FILTER:LARGE

- 50.D1351439 [J] COVER:LEFT MIDDLE 201502-13 X/O

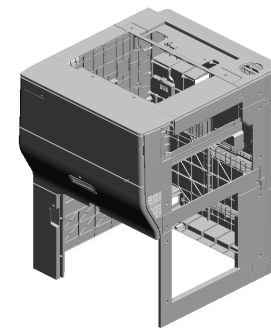
- 35.D1351467 (x2) SEAL:DEVELOPMENT:EXHAUST:EXIT

- 36.D1351468 SEAL:AROUND THE PHOTOCONDUCTOR:EXHAUST:EXIT:REAR

- 41.D1351484 SEAL:AROUND THE PHOTOCONDUCTOR:EXHAUST:EXIT:REAR MIDDLE

- 43.D1351493 SEAL:AROUND THE PHOTOCONDUCTOR:EXHAUST:EXIT

U001 EXTERIOR



- 74.D1381456 [D] COVER:TONER SUPPLY SUB-UNIT 201702-01 X/O
- 62.D1361484 INNER COVER:MAIN SWITCH
- 57.D1361474 COVER:UPPER REAR:SMALL
- 60.D1361478 COVER:UPPER REAR
- 59.D1361476 COVER:UPPER LEFT

- 67.D1363395 DECAL:OPERATE:TONER CARTRIDGE

- 70.D1364978 DECAL:ARROW LABEL:LEFT

- 58.D1361475 COVER:UPPER RIGHT

- 61.D1371479 (x2) [B] BRACKET:HINGE COVER:FRONT LOWER:201504-06 X/O

- 53.D1351436 [G] COVER:RIGHT MIDDLE:UPPER 201501-02 X/O

- 54.D1361469 CAP:CONNECTOR:DECURA

- 68.D1363891 DECAL:LED:GRIP:VACUUM

- 51.D1361466 COVER:LEFT LOWER

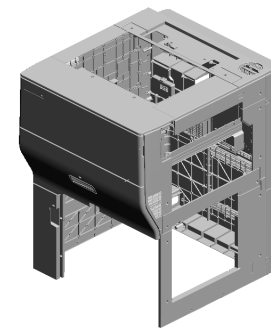
- 65.D1361496 INNER COVER:RIGHT MIDDLE

- 64.D1361491 COVER:CABLE:AC POWER SUPPLY

- 63.D1361486 COVER:LARGE CAPACITY TRAY
- 52.D1361467 (x3) CAP:CONNECTOR
- 55.D1351437 [H] COVER:RIGHT MIDDLE:REAR 201501-04 X/O
- 69.D1364976 DECAL:INNER COVER:RECEIVING SUB-UNIT:UPPER
- 71.D1364979 DECAL:ARROW LABEL:RIGHT



U001 EXTERIOR



- 80.D2611473 [L] BRACKET:UPPER FRONT:RIGHT 201610-01 X/O
- 85.AA063965 [N] COMPRESSION SPRING:GRIP:LEFT 202005-01 X/O
- 81.D2611474 [M] BRACKET:UPPER FRONT:LEFT 201610-02 X/O
- 77.D1381475 [K] COVER:MAIN SWITCH 201407-01 X/O
- 82.D1381479 COVER:LEFT MIDDLE:SMALL

89.D1381573
BRACKET:GRIP:PULL OUT

87.D1381571
COMPRESSION SPRING:PULL OUT:GRIP:3N

90.D1381577
BRACKET:CONTACT POINT:LINK

93.D1381581
LINK:LEVER:PULL OUT

75.D1381460
COVER:RIGHT MIDDLE:FRONT

91.D1381578
LINK:GRIP:LENGTHWISE

88.D1381584 [O] CAP:GRIP:PULL OUT 201505-10 X/O

86.D1381570
TORSION SPRING:CAP:GRIP:PULL OUT:0.5N

94.D1441085 (x2) STEPPED SCREW:M3 201512-02

95.D1491291 (x2) CAP:HARNESS

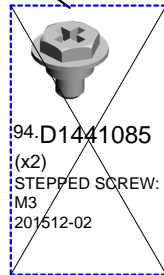
78.D1381468
CAP:LOUVER:OZONE FILTER:LARGE

92.D1381579
LEVER:PULL OUT

79.D1381469
CAP:LOUVER:DEODORIZE FILTER:SMALL

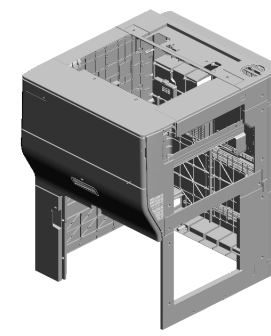
84.D1381485
CAP:LOUVER:PREVENTENCE:OZONE FILTER:ASSY

94.D1441085 (x3) STEPPED SCREW:M3

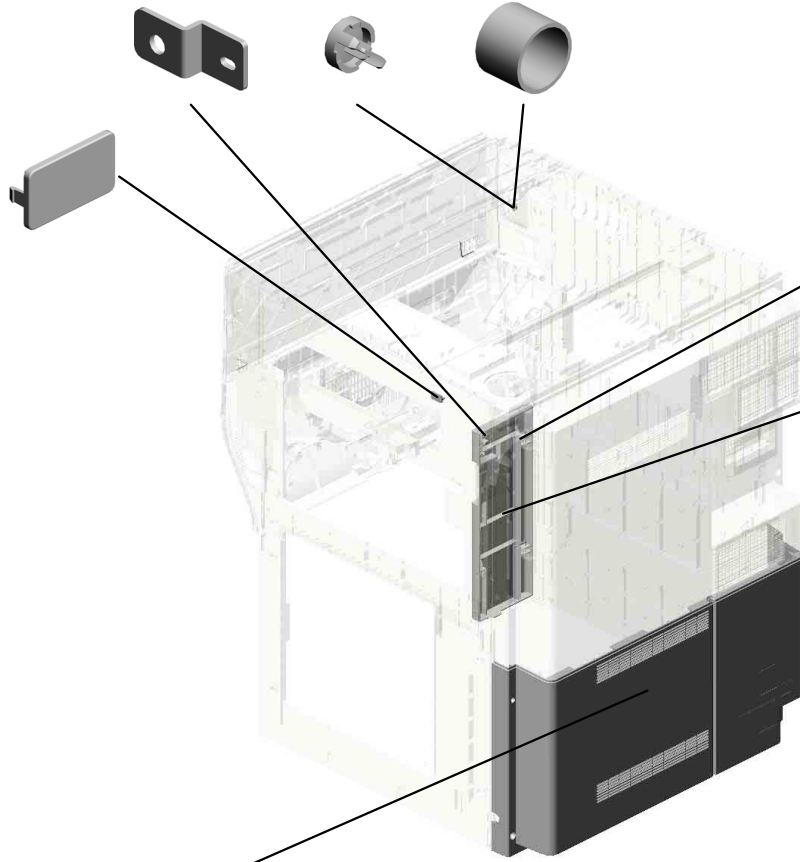


U001 EXTERIOR

97.D1491306 MAGNET CATCH:COVER:FRONT
 98.D1495883 KEYTOP:MAIN SWITCH
 99.D1495884 COMPRESSION SPRING:KEYTOP











96.D1491305
CAP:TOTAL COUNTER



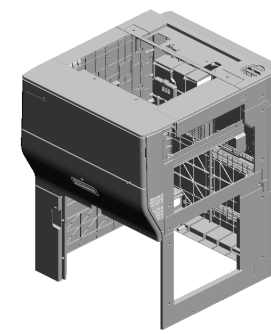
101.G0201332
(x4)
HINGE - FRONT COVER


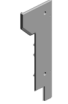
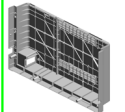





103.D1371452
[A]
COVER:FRONT LOWER
201502-14 X/O

105.D2571472
[R]
COVER:REAR LOWER
201803-02 O/O

 D1351440 [Q] COVER:REAR MIDDLE 201501-05 X/O	 D1351471 [C] INNER COVER:FRONT LOWER 201501-06 X/O
 D1351474 [I] BRACKET:COVER:LEFT MIDDLE:PROTECT:PEEN 202210-02 X/O	 D1351475 [E] BRACKET:COVER:RIGHT MIDDLE:PROTECT:PEEN 202210-01 X/O
 D1381452 [A] COVER:FRONT LOWER 201502-14 X/O	 D1361459 [P] INNER COVER:FRONT MIDDLE:LEFT 201701-01 X/O
 D1361461 [F] COVER:RIGHT LOWER 201503-13 X/O	 D1361465 [J] COVER:LEFT MIDDLE 201502-13 X/O


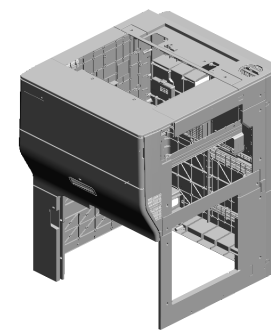
U001
EXTERIOR




 D1361468 [G] COVER:RIGHT MID DLE:UPPER 201501-02 X/O	 D1361470 [H] COVER:RIGHT MID DLE:REAR 201501-04 X/O
 D1361472 [R] COVER:REAR LOWER 201803-02 O/O	 D1361479 [B] BRACKET:HINGE:COVER:FRONT LOWER 201504-06 X/O
 D1381455 [D] COVER:TONER SUPPLY SUB-UNIT 201702-01 X/O	 D1381464 [K] COVER:MAIN SWITCH 201407-01 X/O
 D1381473 [L] BRACKET:UPPER FRONT:RIGHT 201610-01 X/O	 D1381474 [M] BRACKET:UPPER FRONT:LEFT 201610-02 X/O

U001	U002	U003	U004	U005	U006	U007	U008	U009	U010	U011	U012	U013	U014	U015	U016	U017	U018	U019	U020	U021
------	------	------	------	------	------	------	------	------	------	------	------	------	------	------	------	------	------	------	------	------

U001
EXTERIOR



D1381569
[N]
COMPRESSION SP
RING:PULL OUT:G
RIP:10N
202005-01 X/O

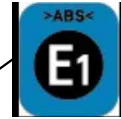
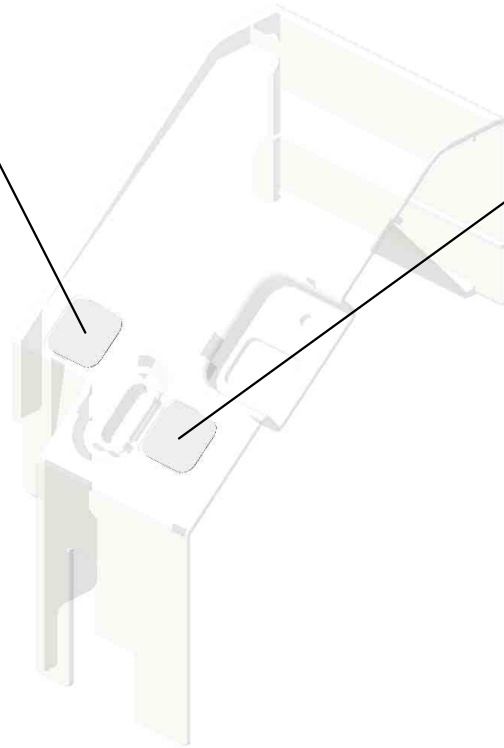


D1381572
[O]
CAP:GRIP:PULL O
UT
201505-10 X/O

U001	U002	U003	U004	U005	U006	U007	U008	U009	U010	U011	U012	U013	U014	U015	U016	U017	U018	U019	U020	U021
------	------	------	------	------	------	------	------	------	------	------	------	------	------	------	------	------	------	------	------	------


U001_S001
INNER COVER:EXIT:UPPER:ASS'Y

14.AA003063
DECAL:LED:GATE
PAWL:REVERSE:EN
TRANCE



12.AA003060
DECAL:LED:EXIT:U
PPER


1.04543006N(x 1)
TAPPING SCREW:ROUND POINT:3X6



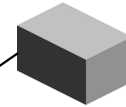
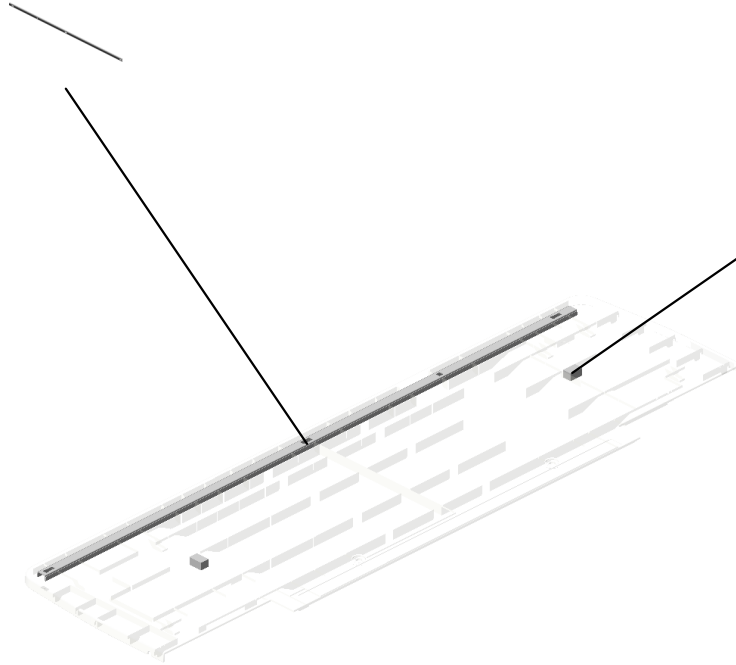
83.D1381480
INNER COVER:EXI
T:UPPER:ASSY

U001_S002
COVER:UPPER FRONT:ASS'Y

42.D1351490
STAY:COVER:TON
ER SUPPLY SUB-U
NIT



76.D1381461
COVER:UPPER FR
ONT:ASS'Y



100.D4573963
(x2)
CUSHION:COVER:
GUIDE PLATE

U001	U002	U003	U004	U005	U006	U007	U008	U009	U010	U011	U012	U013	U014	U015	U016	U017	U018	U019	U020	U021
------	------	------	------	------	------	------	------	------	------	------	------	------	------	------	------	------	------	------	------	------

U001_S003
CLEANER:SHIELD GLASS:ASS'Y

102.D0391258
CLEANING FELT:S
HIELD GLASS




66.D1362150
CLEANER:SHIELD
GLASS:ASSY



U001	U002	U003	U004	U005	U006	U007	U008	U009	U010	U011	U012	U013	U014	U015	U016	U017	U018	U019	U020	U021
------	------	------	------	------	------	------	------	------	------	------	------	------	------	------	------	------	------	------	------	------

U001_S004

INNER COVER:FRONT MIDDLE:UPPER:ASS'Y



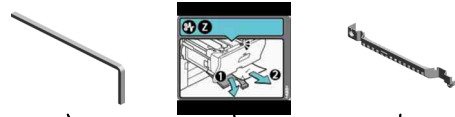
73.D1371492
INNER COVER:FR
ONT MIDDLE:UPPE
R:ASS'Y

- 30.D1351454 SEAL:COVER:FRO
NT MIDDLE:LEFT U
PPER
- 13.AA003061 DECAL:PICK-UP P
APER JAM:DUPL
X
- 33.D1351457 COVER:LED:HORIZ
ONTAL:TRANSPOR
T

5.04583010N
(x2)
HEXAGON HEAD T
APPING SCREW:3
X10

7.11050758
(x7)
CLAMP:LWSM-030
6A

24.D1351441
SEAL:COVER:FRO
NT MIDDLE:MIDDL
E



72.D1367617
DECAL:CAUTION:P
ULL OUT

11.AA003058
DECAL:PICK-UP P
APER JAM:EXIT:LE
FT LOWER

31.D1351455
SEAL:COVER:FRO
NT MIDDLE:LEFT L
OWER

32.D1351456
SEAL:COVER:FRO
NT MIDDLE:RIGHT
LOWER

25.D1351442
SEAL:COVER:FRO
NT MIDDLE:MIDDL
E LOWER

10.AA000291
DECAL:POSITIONI
NG DISPLAY:SCRE
W:PP

U002.OPERATION

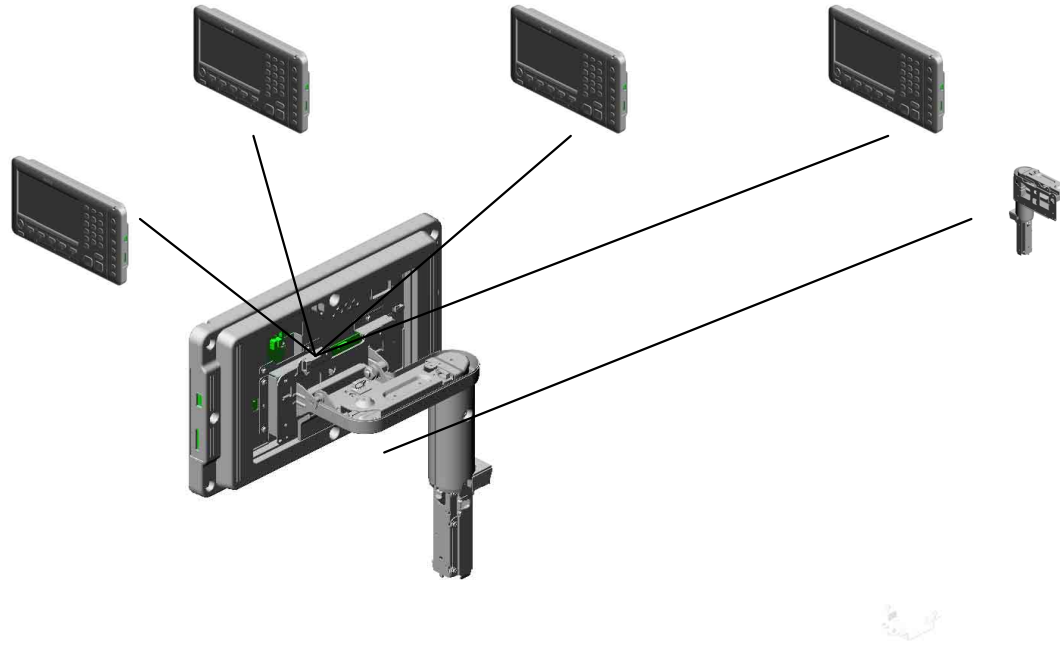
U002_S002
D1387227
(NA/AA):OPERATION SUB-U
NIT:CH-C1PRO:NA:ASS'Y

U002_S003
D1387227
(NA/AA):OPERATION SUB-U
NIT:CH-C1PRO:NA:ASS'Y

U002_S004
D1387228
(EU):OPERATION SUB-UNIT:
ASS'Y

U002_S005
D1387225
(CHN):OPERATION SUB-UNI
T:ASS'Y

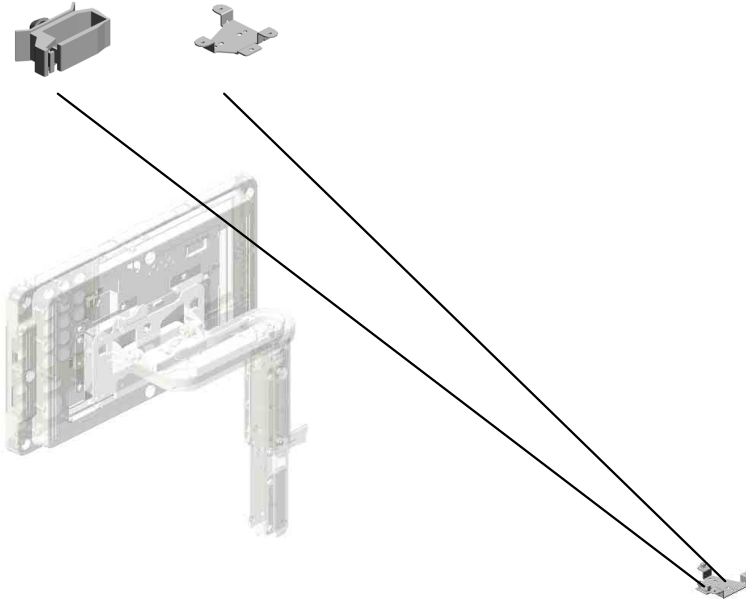
U002_S001
D1387248
ARM:OPERATION SUB-UNIT:
ASS'Y



U002 OPERATION


8.11050516
CLAMP

31.D1387281
BRACKET:PILOT L
AMP



4.04543006N
(x2)
TAPPING SCREW:
ROUND POINT:3X6

U002_S001
 ARM:OPERATION SUB-UNIT:ASS'Y



52.D1387248
 ARM:OPERATION
 SUB-UNIT:ASS'Y

6.07200040E RETAINING RING - M4 201504-11
 28.D1387274 COVER:ARM:OPERATION SUB-UNIT:LOWER
 22.D1387260 SUPPORTING PLATE:ARM:OPERATION SUB-UNIT
 2.03530040N SCREW - M3X4
 25.D1387265 GUARD:HARNES:ARM

24.D1387262
 GUIDE PLATE:OPERATION PANEL:ASSY
 201406-12

23.D1387261
 HINGE:OPERATION PANEL:ASSY
 201406-11

11.50530447
 BUSHING - 6MM

6.07200040E
 RETAINING RING - M4

29.D1387276
 COVER:OPERATION PANEL:REAR LOWER

4.04543006N (x27)
 TAPPING SCREW: ROUND POINT:3X6

17.D1387252
 POST:ARM:OPERATION SUB-UNIT:RIGHT

18.D1387253
 POST:ARM:OPERATION SUB-UNIT:LEFT

10.11050724
 CLAMPS:WES-1210

30.D1387278
 COVER:POST:OPERATION SUB-UNIT:LOWER LEFT

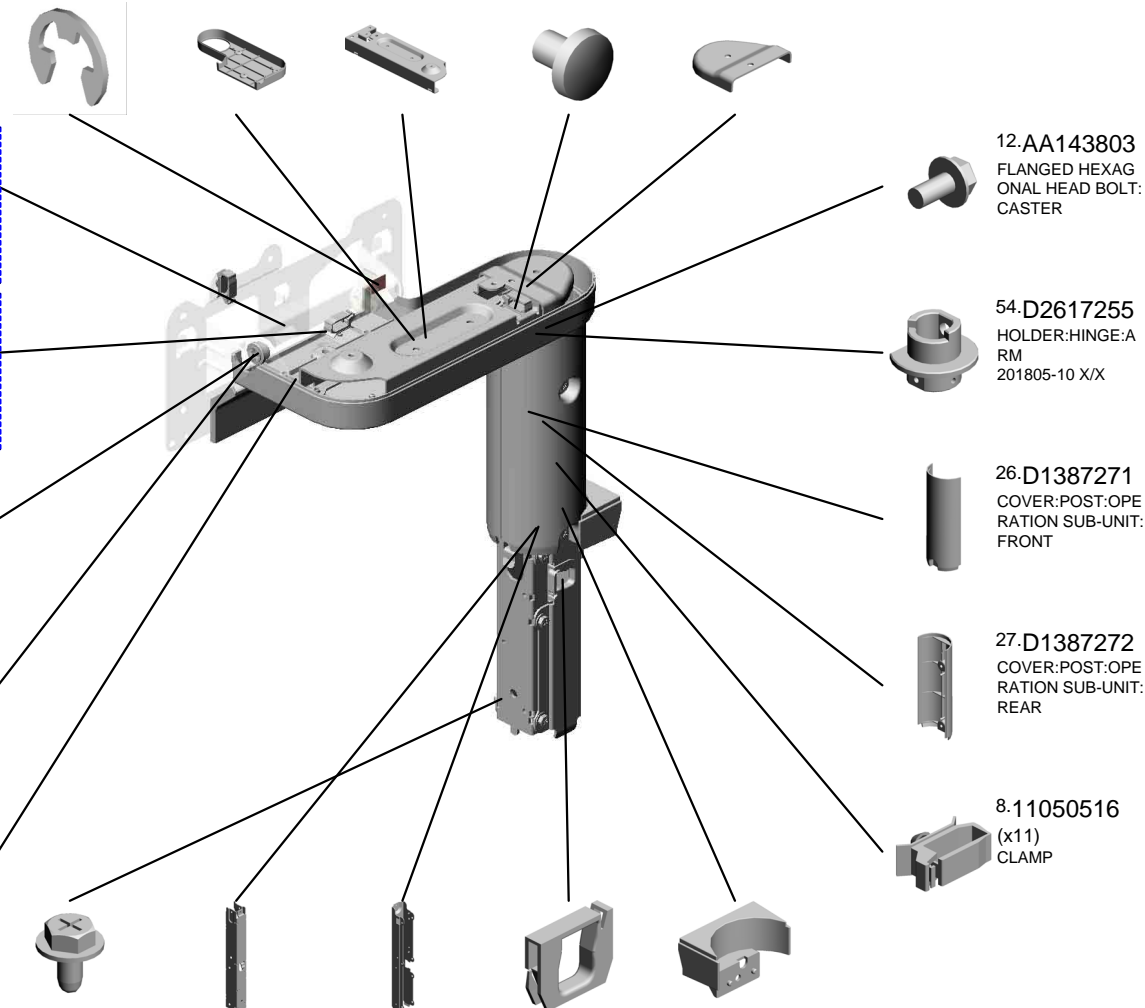
12.AA143803
 FLANGED HEXAGONAL HEAD BOLT: CASTER

54.D2617255
 HOLDER:HINGE:ARM
 201805-10 X/X

26.D1387271
 COVER:POST:OPERATION SUB-UNIT:FRONT


27.D1387272
 COVER:POST:OPERATION SUB-UNIT:REAR

8.11050516 (x11)
 CLAMP

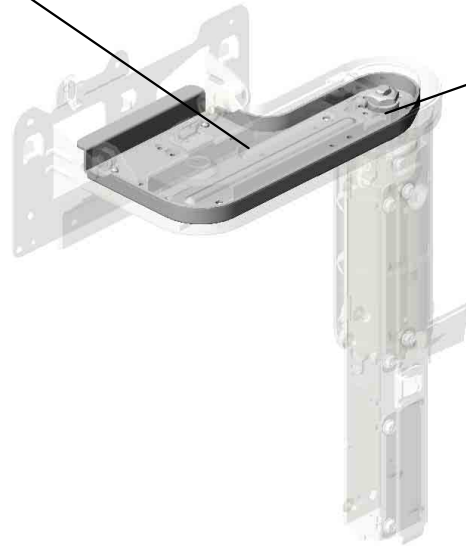


U002_S001
ARM:OPERATION SUB-UNIT:ASS'Y

56.D2617259
ARM:OPERATION
SUB-UNIT
201805-12 X/X



52.D1387248
ARM:OPERATION
SUB-UNIT:ASS'Y



55.D2617258
HINGE:ARM:OPER
ATION SUB-UNIT
201805-11 X/X

U001	U002	U003	U004	U005	U006	U007	U008	U009	U010	U011	U012	U013	U014	U015	U016	U017	U018	U019	U020	U021
------	-------------	------	------	------	------	------	------	------	------	------	------	------	------	------	------	------	------	------	------	------

U002_S002

(NA/AA):OPERATION SUB-UNIT:CH-C1PRO:NA:ASS'Y

- 5.04583010N (x34) HEXAGON HEAD TAPPING SCREW:3 X10
- 9.11050621 CLAMP - SBEU12
- 48.D1491427 TOUCH PANEL:WV GA-9:MV
- 1.03520030N (x4) SCREW:M2X3
- 13.D1367385 PCB:AR2FT:CH1-C 1_OFF:NAAA:ASS'Y 201410-15 X/O



- 14.D1387227 [A] (NA/AA):OPERATION SUB-UNIT:CH-C1 PRO:NA:ASS'Y 201503-15 O/O

- 3.03603005N (x10) SCREW - M3X5

- 7.11050511 HARNESS CLAMP - LWS-0306ZC

- 47.D1491424 LCD:TFT:WVGA-9: LED:SH

- 41.D1387315 KEYTOP:HOME

- 42.D1387316 LENS:LED:LOWER

- 40.D1387314 KEYTOP:LOWER
- 32.D1387290 PCB:OP-U:ASS'Y
- 33.D1387301 (NA/AA):COVER:FRONT
- 38.D1387311 KEYTOP:STOP
- 37.D1387310 KEYTOP:START

- 39.D1387312 KEYTOP:RESET SWITCH

- 35.D1387305 COVER:REAR

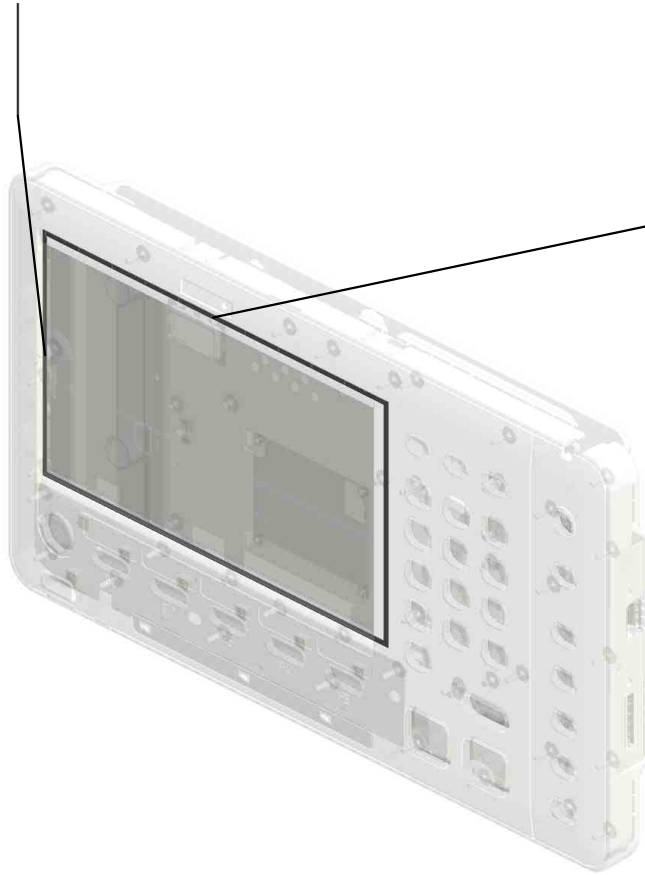
- 36.D1387308 (NA/AA):KEYTOP:10KEY

- 46.D1387370 PCB:OP-R:USB:ASS'Y 201508-02 O/O

- 44.D1387362 KEYTOP:RIGHT:BACK

U002_S002
(NA/AA):OPERATION SUB-UNIT:CH-C1PRO:NA:ASS'Y

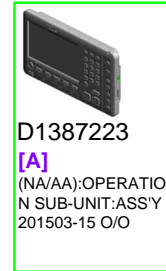
50.D1491531
(x2)
SPACER:LCD:B



49.D1491530
(x2)
SPACER:LCD:A



14.D1387227
[A]
(NA/AA):OPERATIO
N SUB-UNIT:CH-C1
PRO:NA:ASS'Y
201503-15 O/O



D1387223
[A]
(NA/AA):OPERATIO
N SUB-UNIT:ASS'Y
201503-15 O/O

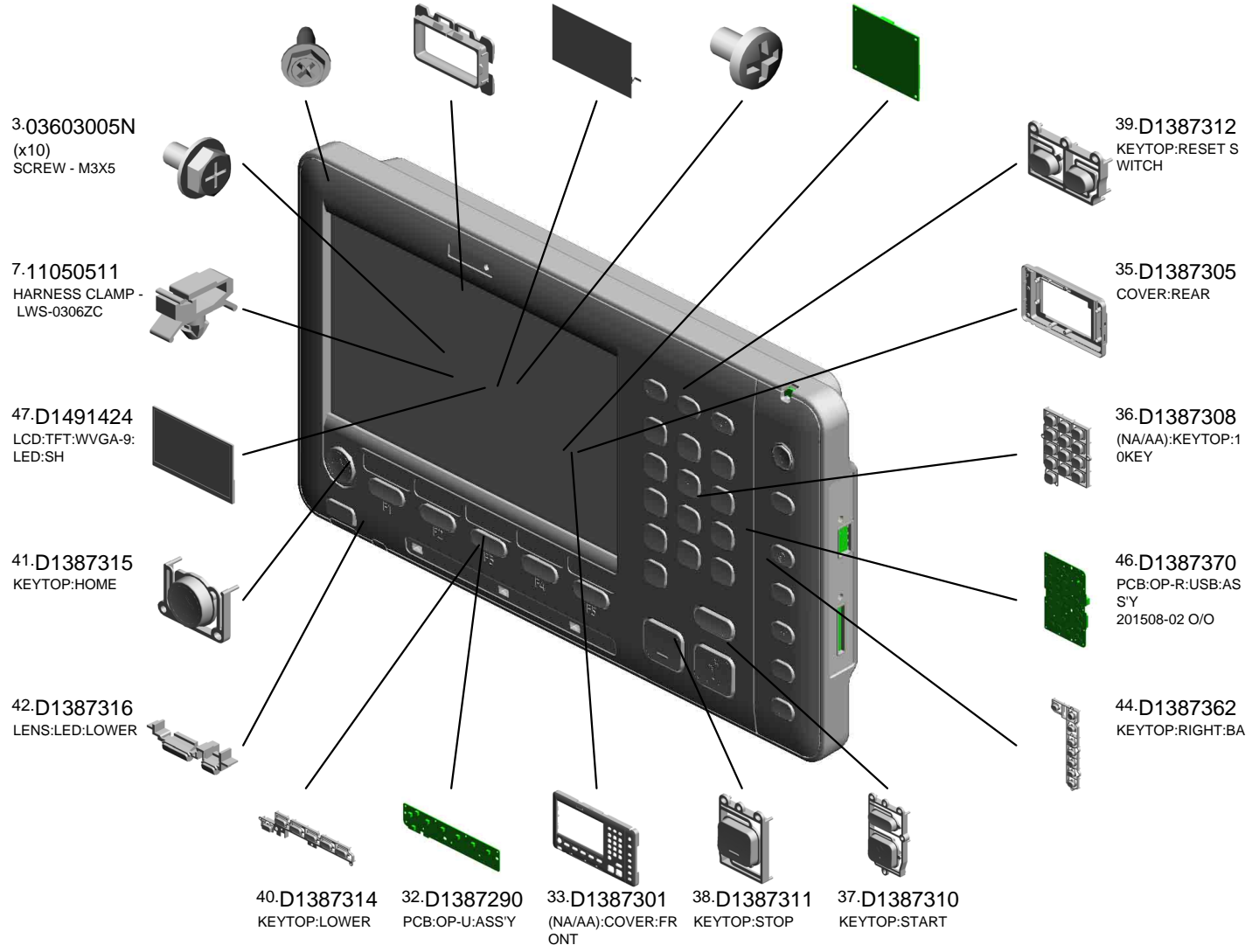
U002_S003

(NA/AA):OPERATION SUB-UNIT:CH-C1PRO:NA:ASS'Y

- 5.04583010N (x34) HEXAGON HEAD TAPPING SCREW:3 X10
- 9.11050621 CLAMP - SBEU12
- 48.D1491427 TOUCH PANEL:WV GA-9:MV
- 1.03520030N (x4) SCREW:M2X3
- 13.D1367385 PCB:AR2FT:CH1-C 1_OFF:NAAA:ASS'Y 201410-15 X/O

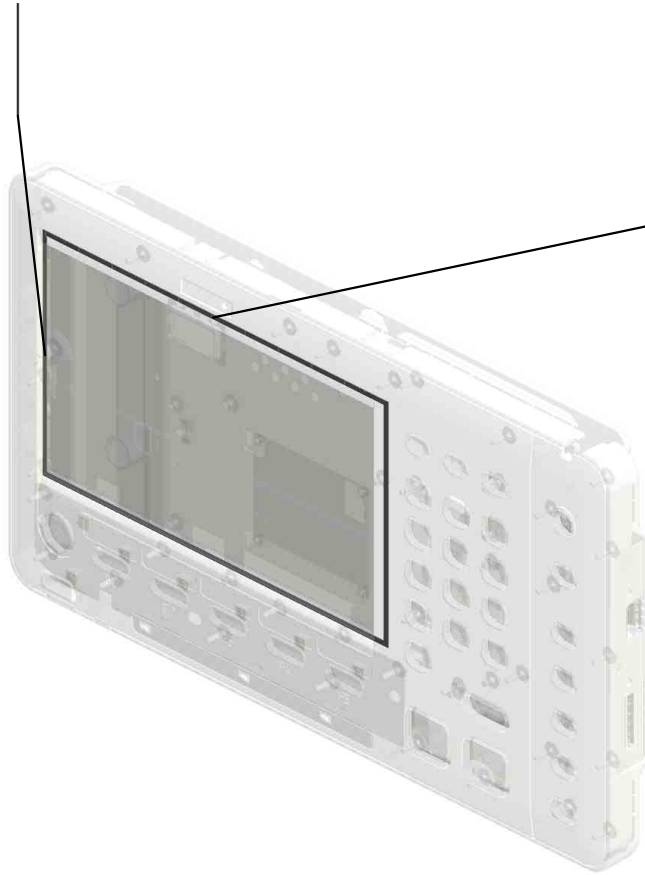


14.D1387227
 [A]
 (NA/AA):OPERATIO
 N SUB-UNIT:CH-C1
 PRO:NA:ASS'Y
 201503-15 O/O



U002_S003
(NA/AA):OPERATION SUB-UNIT:CH-C1PRO:NA:ASS'Y

50.D1491531
(x2)
SPACER:LCD:B



49.D1491530
(x2)
SPACER:LCD:A



14.D1387227
[A]
(NA/AA):OPERATIO
N SUB-UNIT:CH-C1
PRO:NA:ASS'Y
201503-15 O/O



D1387223
[A]
(NA/AA):OPERATIO
N SUB-UNIT:ASS'Y
201503-15 O/O

U002_S004
(EU):OPERATION SUB-UNIT:ASS'Y

5.04583010N
(x34)
HEXAGON HEAD TAPPING SCREW:3 X10

9.11050621
CLAMP - SBEU12

48.D1491427
TOUCH PANEL:WVGA-9:MV

1.03520030N
(x4)
SCREW:M2X3

13.D1367397
PCB:LCDC:AR2FT:ASS'Y

15.D1387228
[A]
(EU):OPERATION SUB-UNIT:ASS'Y
201603-08 O/O

7.11050511
HARNESS CLAMP - LWS-0306ZC

3.03603005N
(x10)
SCREW - M3X5

47.D1491424
LCD:TFT:WVGA-9:LED:SH

41.D1387315
KEYTOP:HOME

42.D1387316
LENS:LED:LOWER

40.D1387314
KEYTOP:LOWER

32.D1387290
PCB:OP-U:ASS'Y

45.D1387363
(EU):COVER:FRONT

38.D1387311
KEYTOP:STOP

37.D1387310
KEYTOP:START

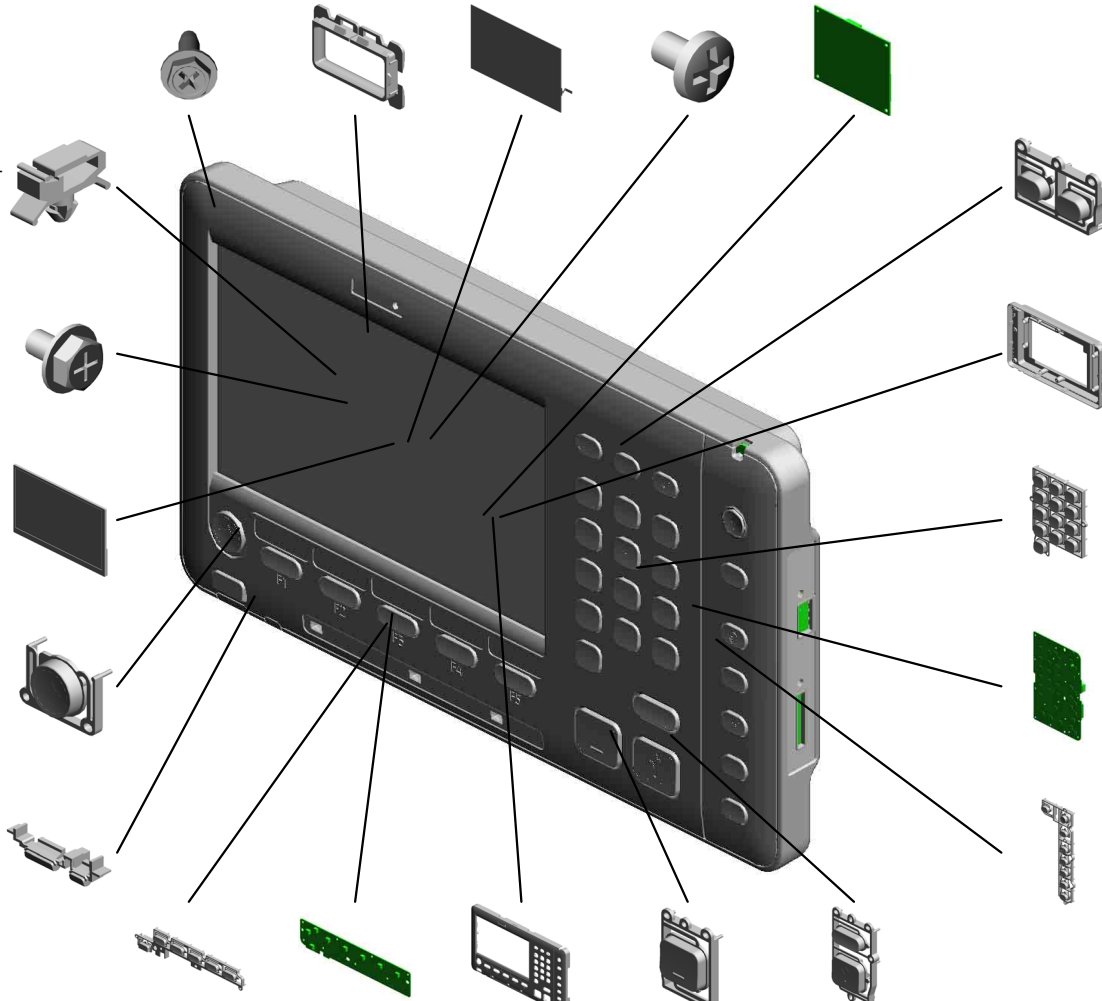
39.D1387312
KEYTOP:RESET SWITCH

35.D1387305
COVER:REAR

43.D1387331
(CHN/EU):KEYTOP:10KEY

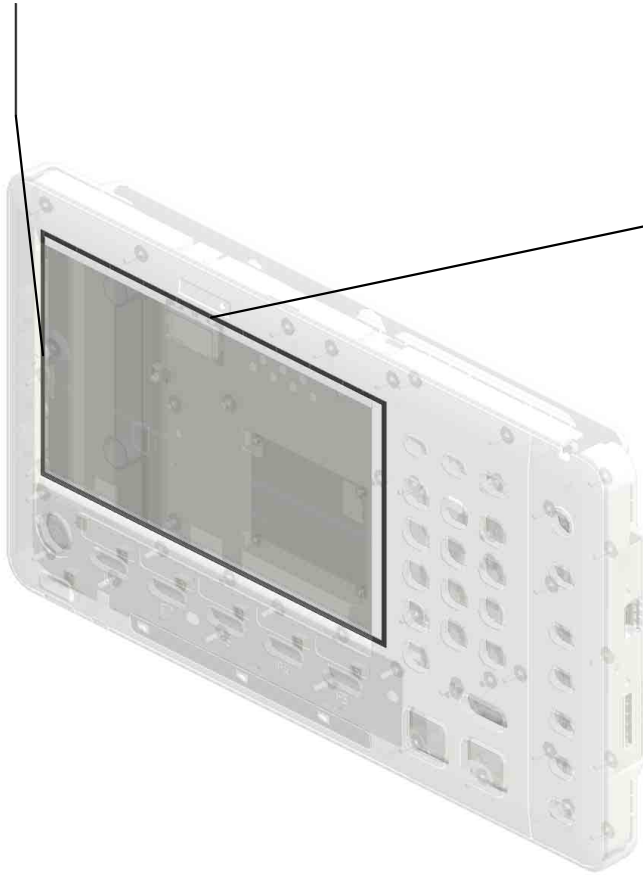
46.D1387370
PCB:OP-R:USB:ASS'Y
201508-02 O/O

44.D1387362
KEYTOP:RIGHT:BACK



U002_S004
(EU):OPERATION SUB-UNIT:ASS'Y

50.D1491531
(x2)
SPACER:LCD:B



49.D1491530
(x2)
SPACER:LCD:A



15.D1387228
[A]
(EU):OPERATION S
UB-UNIT:ASS'Y
201603-08 O/O



D1387224
[A]
(EU):OPERATION S
UB-UNIT:ASS'Y
201603-08 O/O

U002_S005
(CHN):OPERATION SUB-UNIT:ASS'Y

35.D1387305
COVER:REAR

48.D1491427
TOUCH PANEL:WV
GA-9:MV

47.D1491424
LCD:TFT:WVGA-9:
LED:SH

9.11050621
CLAMP - SBEU12

5.04583010N
(x34)
HEXAGON HEAD T
APPING SCREW:3
X10

16.D1387225
(CHN):OPERATION
SUB-UNIT:ASS'Y



39.D1387312
KEYTOP:RESET S
WITCH



43.D1387331
(CHN/EU):KEYTOP:
10KEY



46.D1387370
PCB:OP-R:USB:AS
S'Y
201508-02 O/O



44.D1387362
KEYTOP:RIGHT:BA



37.D1387310
KEYTOP:START



38.D1387311
KEYTOP:STOP



34.D1387303
COVER:FRONT



13.D1367397
PCB:LCDC:AR2FT:
ASS'Y



40.D1387314
KEYTOP:LOWER



32.D1387290
PCB:OP-U:ASS'Y



3.03603005N
(x10)
SCREW - M3X5



7.11050511
HARNESS CLAMP -
LWS-0306ZC



1.03520030N
(x4)
SCREW:M2X3



41.D1387315
KEYTOP:HOME



42.D1387316
LENS:LED:LOWER

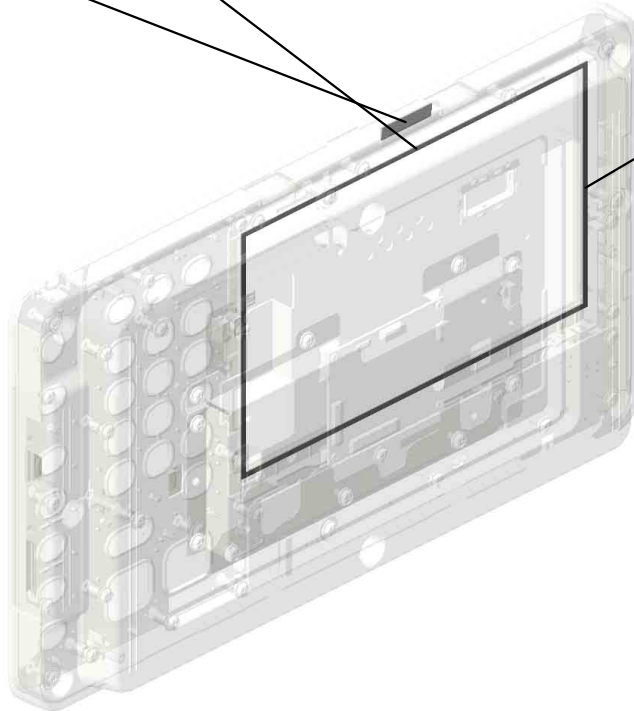


U002_S005
(CHN):OPERATION SUB-UNIT:ASS'Y

51.D1491553 49.D1491530
(NA/CHN):SHEET:L (x2)
OGO SPACER:LCD:A



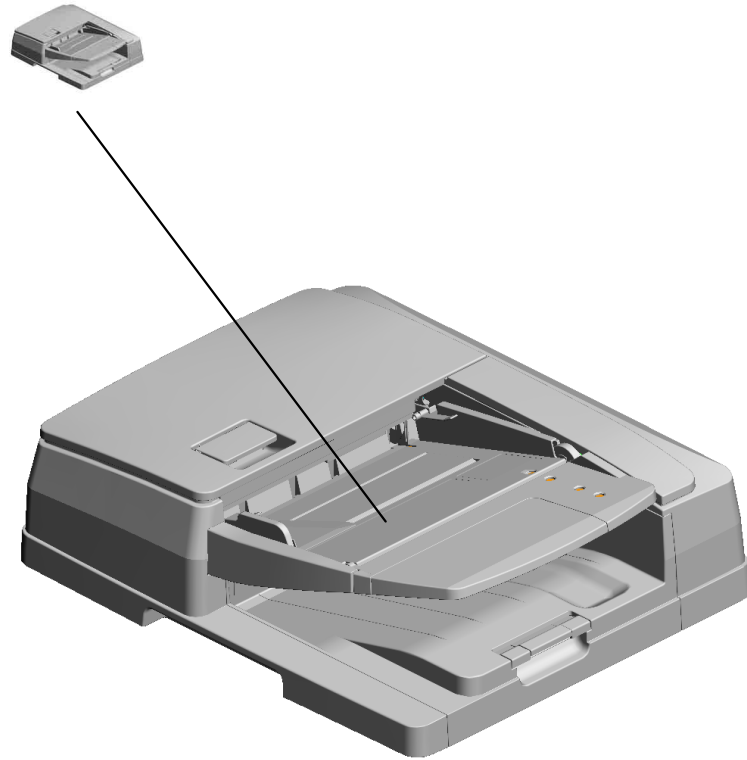
16.D1387225
(CHN):OPERATION
SUB-UNIT:ASS'Y



50.D1491531
(x2)
SPACER:LCD:B

U003.ADF

U003_S001
D7747001
ADF:ASS'Y



U001	U002	U003	U004	U005	U006	U007	U008	U009	U010	U011	U012	U013	U014	U015	U016	U017	U018	U019	U020	U021
------	------	------	------	------	------	------	------	------	------	------	------	------	------	------	------	------	------	------	------	------

U003_S001.ADF:ASS'Y

U003_S001_S004
D6834310
GUIDE:PAPER FEED:UPPER:
SUB-ASS'Y

U003_S001_S002
D6832202
SHAFT:SEPARATION:ASS'Y

U003_S001_S001
D6831640
SHAFT:INPUT:PAPER FEED:
SUB-ASS'Y

U003_S001_S008
D6833401
GUIDE:SCANNING:ENTRANC
E:CONTACT:ASS'Y

U003_S001_S007
D6830361
GUIDE:EXIT:LOWER:ASS'Y

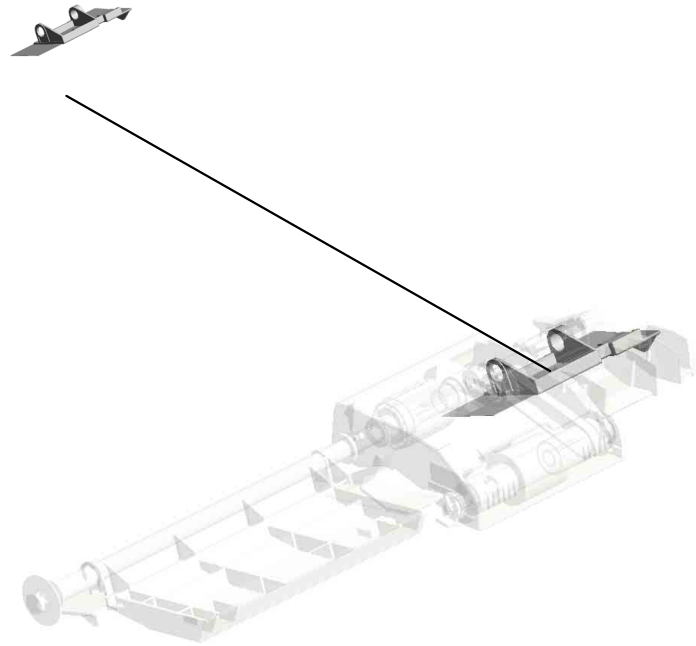
U003_S001_S003
AX040254
DC MOTOR:RISING TRAY:AS
S'Y:1.007W:BRUSH

U003_S001_S005
D6834510
COVER:LOWER RIGHT:ASS'
Y

U003_S001_S006
D3B04730
PRESSURE PLATE:ASS'Y

U003_S001_S002.SHAFT:SEPARATION:ASS'Y

U003_S001_S002_S001
D6832240
GUIDE:PAPER FEED:ENTRA
NCE:INNER BACK:ASSY



U001	U002	U003	U004	U005	U006	U007	U008	U009	U010	U011	U012	U013	U014	U015	U016	U017	U018	U019	U020	U021
------	------	------	------	------	------	------	------	------	------	------	------	------	------	------	------	------	------	------	------	------

U003_S001_S007.GUIDE:EXIT:LOWER:ASS'Y


U003_S001_S007_S001
D6833662
GUIDE PLATE:CONTACT IMAGE SENSOR:ENTRANCE:ASS'Y



U001	U002	U003	U004	U005	U006	U007	U008	U009	U010	U011	U012	U013	U014	U015	U016	U017	U018	U019	U020	U021
------	------	------	------	------	------	------	------	------	------	------	------	------	------	------	------	------	------	------	------	------

U003_S001_S008.GUIDE:SCANNING:ENTRANCE:CONTACT:ASS'Y

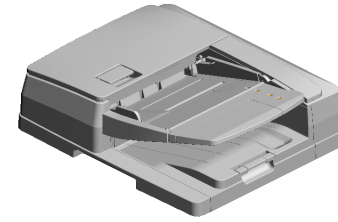
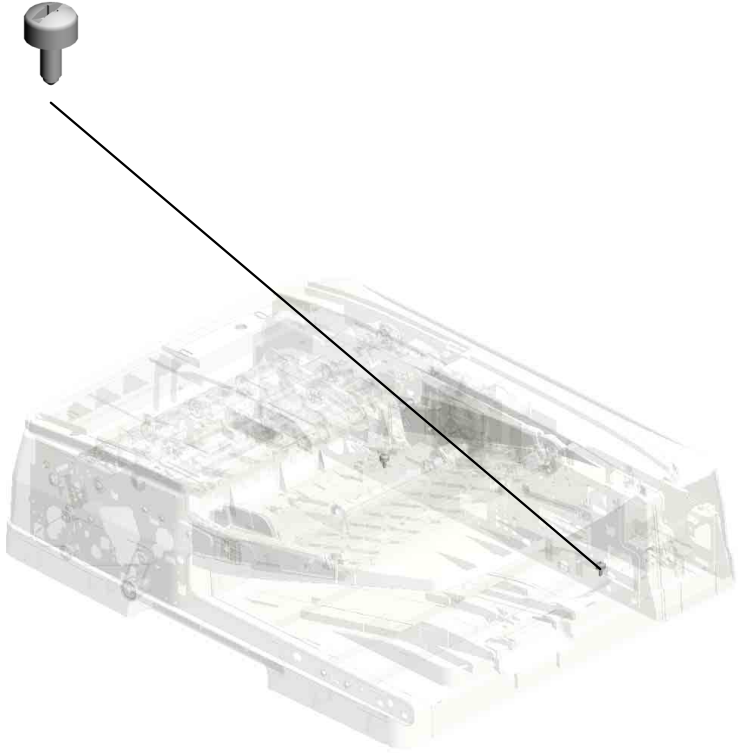
U003_S001_S008_S001
D6833411
GUIDE:SCANNING:ENTRANC
E:LOWER:SUB-ASS'Y



U001	U002	U003	U004	U005	U006	U007	U008	U009	U010	U011	U012	U013	U014	U015	U016	U017	U018	U019	U020	U021
------	------	------	------	------	------	------	------	------	------	------	------	------	------	------	------	------	------	------	------	------

U003
ADF

88.D5406121
(x2)
FULL DUG POINT
SCREW:FIX:HINGE

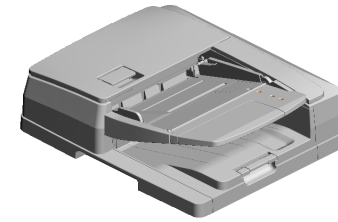


37.A8597211
(x2)
STEPPED SCREW

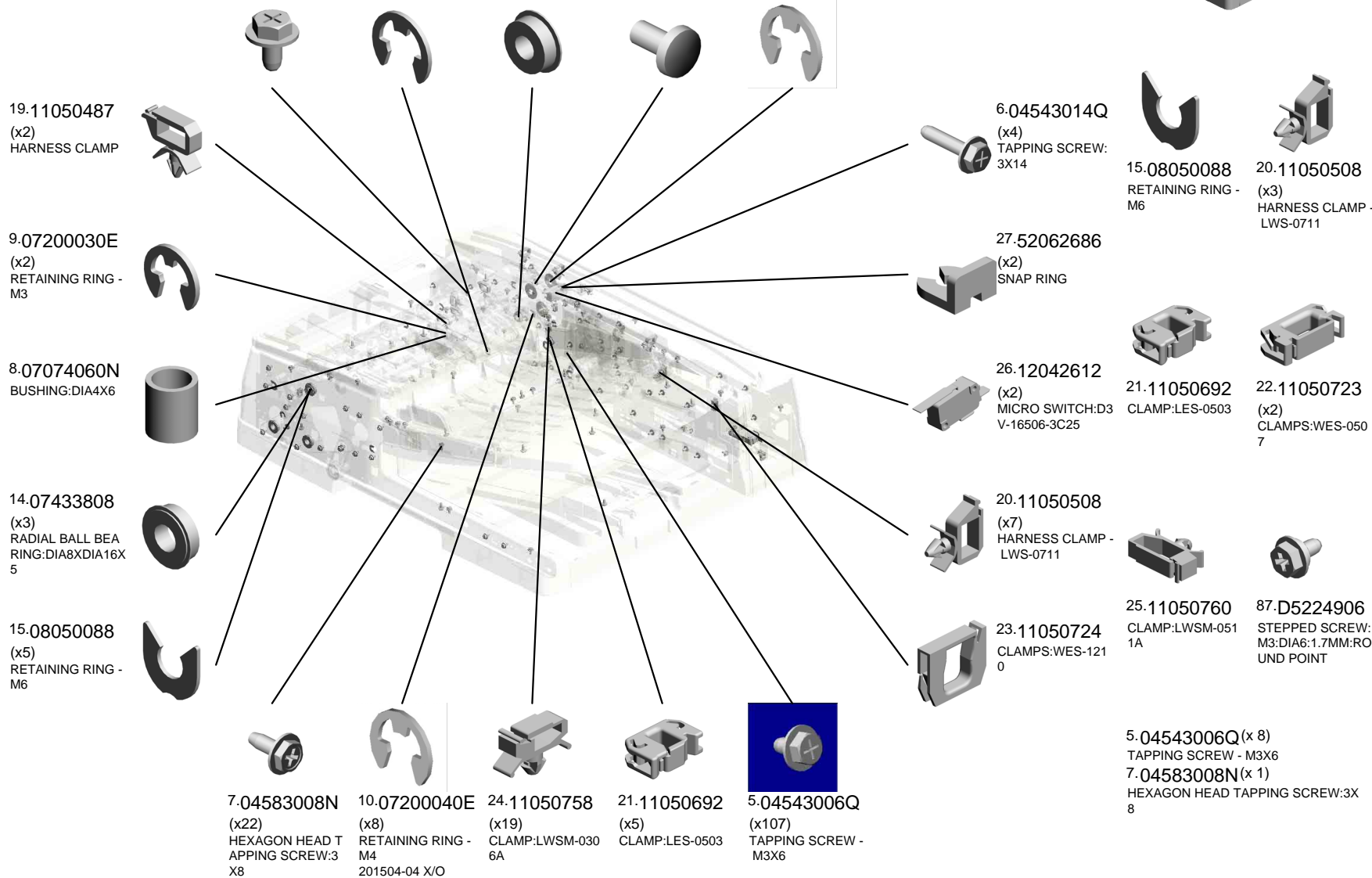
5.04543006Q (x 4)
TAPPING SCREW - M3X6

U003_S001
ADF:ASS'Y

- 4.04543006N (x7) TAPPING SCREW: ROUND POINT:3X6
- 11.07200060E RETAINING RING - M6
- 13.07433806 RADIAL BALL BEA RING:DIA6XDIA13X 5
- 2.03530060N (x2) BIND SCREW - M3 X6
- 10.07200040E (x3) RETAINING RING - M4



233.D7747001
[A]
ADF:ASS'Y
201510-02 O/O



U003_S001
ADF:ASS'Y

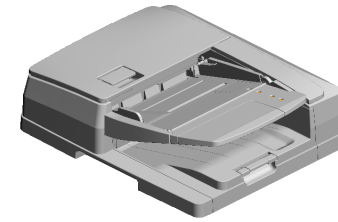
39.07922061C SYNCHRONOUS B
ELT:40S2M122:CR
202105-01 O/O

42.07922054C SYNCHRONOUS B
ELT:40S2M108:CR
202105-03 O/O

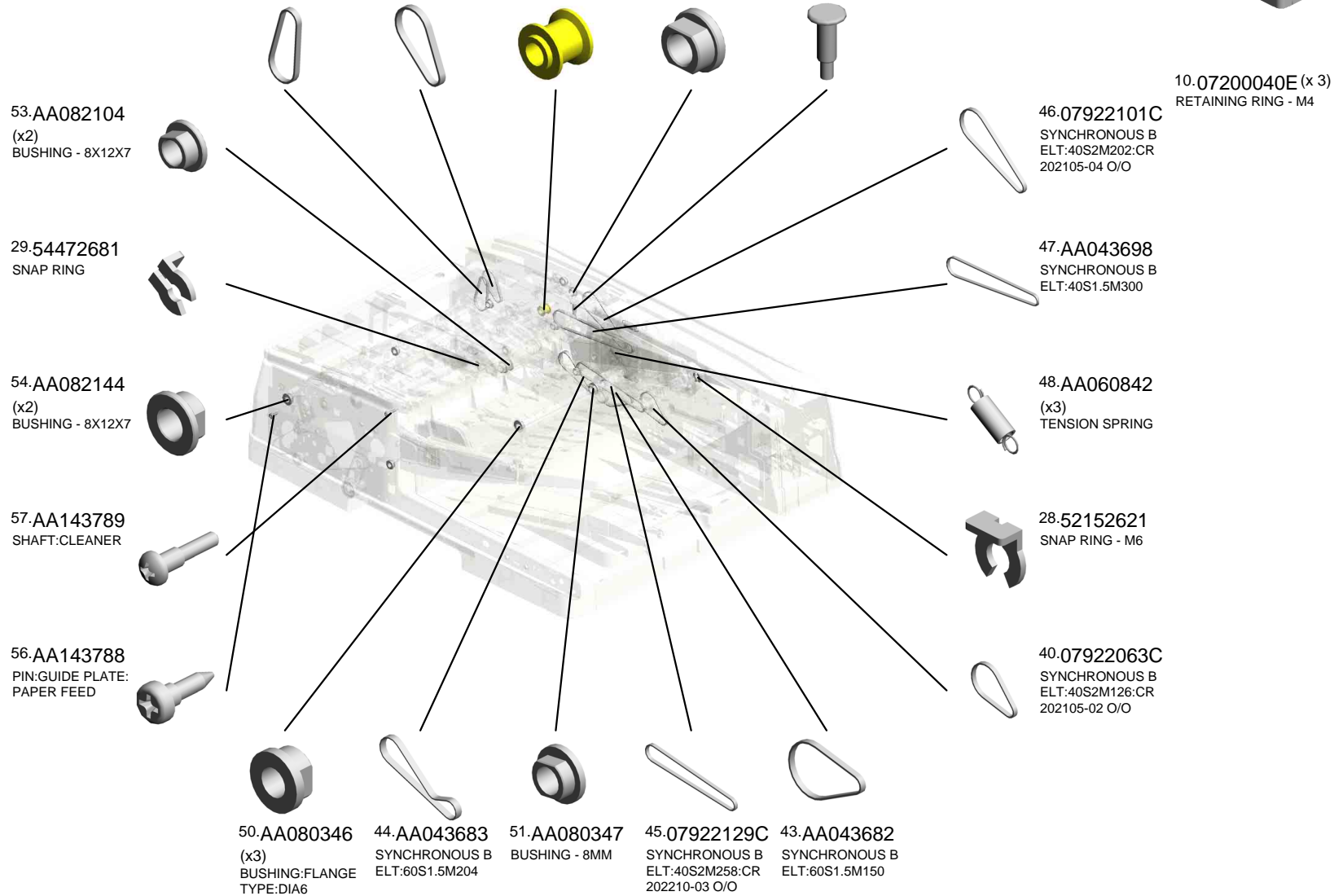
32.A5482139 PULLEY

52.AA082101 (x6)
BUSHING - 6X10X6

58.AA143842 SCREW:DIA6:14.5:
M4

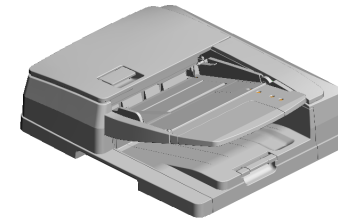


233.D7747001
[A]
ADF:ASS'Y
201510-02 O/O

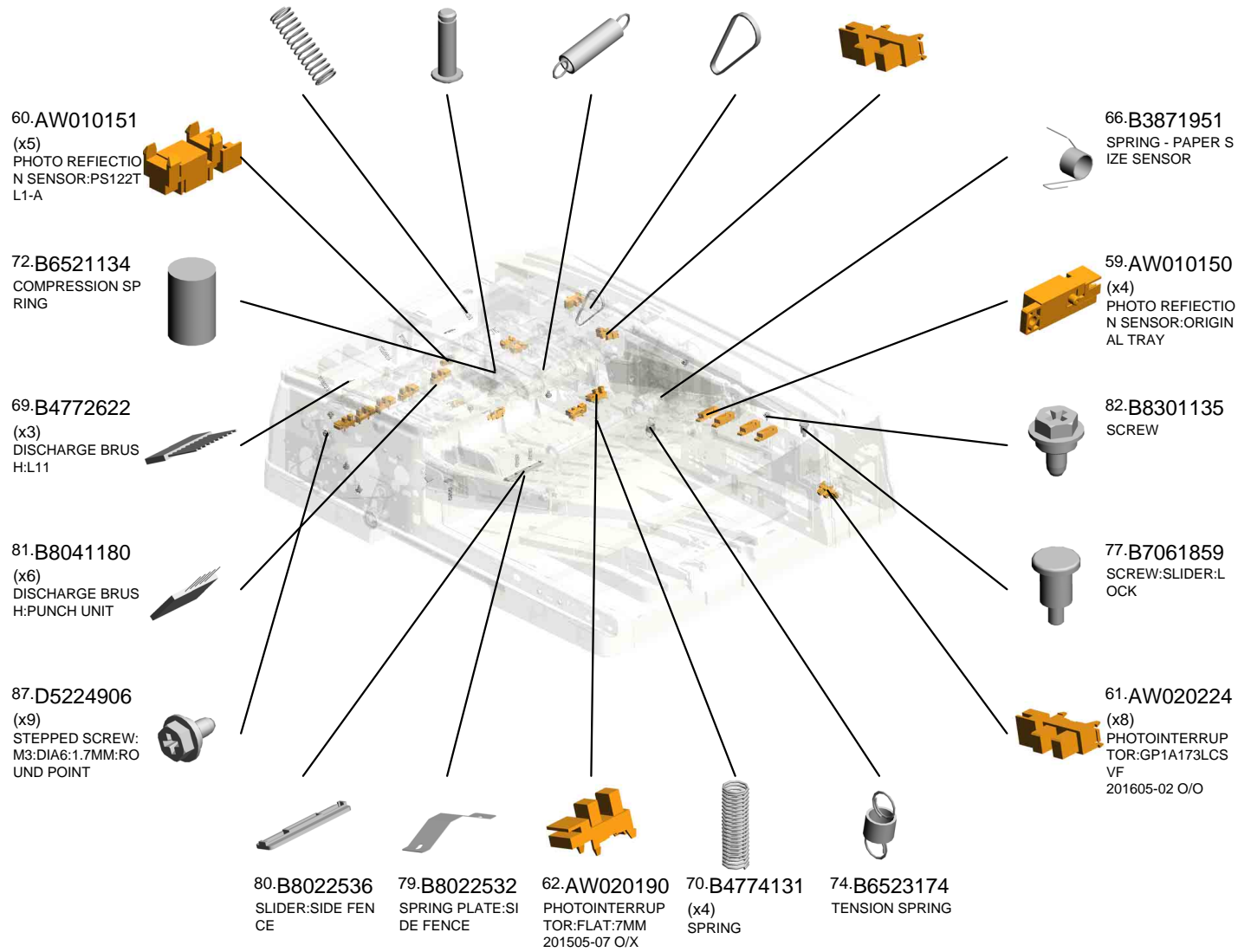


U003_S001
ADF:ASS'Y

- 64.B0434645 (x4) SPRING - 2N
- 71.B6521133 SHAFT:SLIDER
- 86.D4123145 TENSION SPRING: LEVER:MISFEED R EMOVAL
- 76.07922076C SYNCHRONOUS B ELT:40S2M152:CR 202106-01 O/O
- 61.AW020224 PHOTOINTERRUP TOR:GP1A173LCS VF 201605-01 O/O

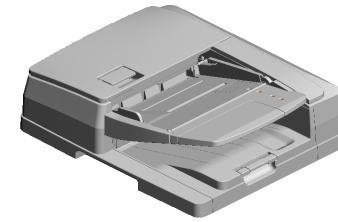


233.D7747001
[A]
ADF:ASS'Y
201510-02 O/O



U003_S001
ADF:ASS'Y

- 92.D5431625 GEAR:Z24:SEPARATION
- 106.D6831387 TENSION SPRING: ON OFF DETECTOR:PAPER FEED
- 91.D5431313 COMPRESSION SPRING:HINGE:LEFT
- 104.D6831385 BRACKET:SAFETY SWITCH:PAPER FEED
- 105.D6831386 SHAFT:CONTACT POINT:ON OFF DETECTOR:PAPER FEED



233.D7747001
[A]
ADF:ASS'Y
201510-02 O/O

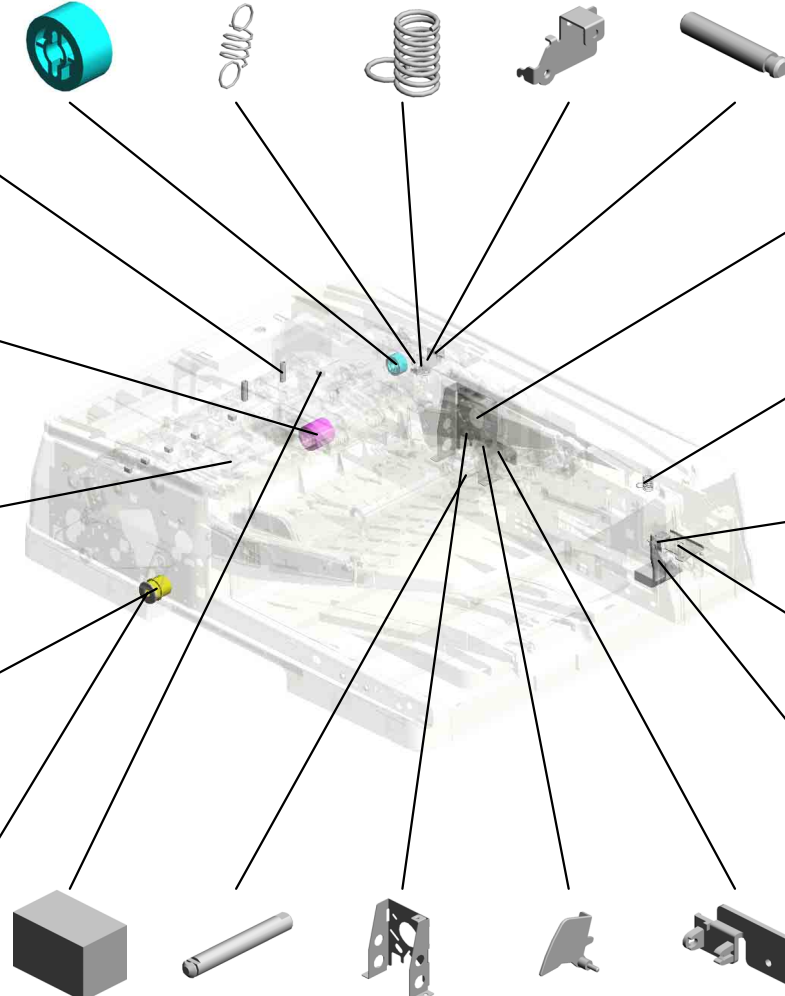
97.D5434382
(x2)
COMPRESSION SPRING:PULL OUT

90.D5412241
REVERSE ROLLER:PAPER FEED

99.D5435125
(x2)
SPRING PLATE:CONTACT IMAGE SENSOR

94.D5431821
TIMING PULLEY:T3/3Z24

95.D5431822
FLANGE:DIA24



98.D5434393
(x7)
CUSHION:GUIDE PLATE:ENTRANCE:PAPER FEED:INNER BACK

93.D5431717
SHAFT:PULLEY:SCANNING:EXIT

113.D6831614
BRACKET:MOTOR:PAPER FEED

100.D6421454
FEELER:APS

110.D3FF1451
HOLDER:FEELER:APS
202211-01 O/O

114.D6831615
STAY:MOTOR:PAPER FEED

103.D6831362
COMPRESSION SPRING:HINGE:RIGHT

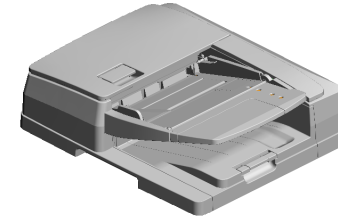
108.D6831414
SPRING PLATE:SAFETY SWITCH

107.D6831413
BRACKET:SAFETY SWITCH

109.D6831415
FEELER:SENSOR:ON OFF DETECTOR

U003_S001
ADF:ASS'Y

- 126.D6831680 CAM:PICKUP
- 116.D6831620 SHAFT:SEPARATI
ON:DRIVE:INPUT:S
UB-ASS'Y
- 125.D6831675 DC STEPPER MOT
OR:DIA42:T15:S2M:
ASS'Y
- 124.D6831671 BRACKET:MOTOR:
PICK UP
- 127.D6831682 TIMING PULLEY:PI
CKUP:DRIVE



233.D7747001
[A]
ADF:ASS'Y
201510-02 O/O

120.D6831642
TIMING PULLEY:ID
LER:PULL OUT



132.D6831766
(x2)
DC MOTOR:10W:B
RUSHLESS



131.D6831762
BRACKET:MOTOR:
MIDDLE




128.D6831691
GEAR:PAPER FEE
D:COUPLING



117.D6831632
SHAFT:REVERSE
ROLLER:SUB-ASS'
Y



121.D6831643
GEAR:INPUT:PAPE
R FEED



118.D6831635
GEAR:REVERSE R
OLLER:DRIVE



134.D6831813
TIMING PULLEY:C
OUPLING:SCANNI
NG:INNER BACK



133.D6831811
BRACKET:MOTOR:
SCANNING:EXIT



135.D6831814
TIMING PULLEY:C
OUPLING:EXIT



122.D6831644
SPACER:SHAFT:IN
PUT:PAPER FEED



136.D6831822
(x2)
DC MOTOR:20W:S
CANNING:20W:BR
USHLESS



130.D6831718
(x2)
STAY:MOTOR:PUL
L OUT



129.D6831711
BRACKET:MOTOR:
PULL OUT

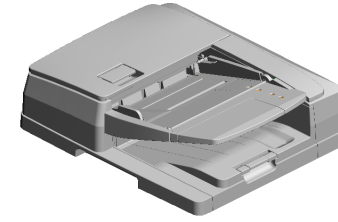


115.D6831617
DC MOTOR:ASS'Y:
20W:BRUSHLESS



U003_S001
ADF:ASS'Y

- 164.D6832510 GUIDE PLATE:PAPER FEED:LOWER:ASS'Y
- 148.D6832222 STOPPER:SHAFT:SEPARATION:DRIVE
- 163.D6832417 SHEET:ENTRANCE:SEPARATION PAD
- 161.D6832311 TORQUE LIMITER MECHANICAL CLUTCH:SEPARATOR
- 144.D6832112 (x2) TIMING PULLEY:ROLLER:PULL OUT:DRIVE



233.D7747001
[A]
ADF:ASS'Y
201510-02 O/O

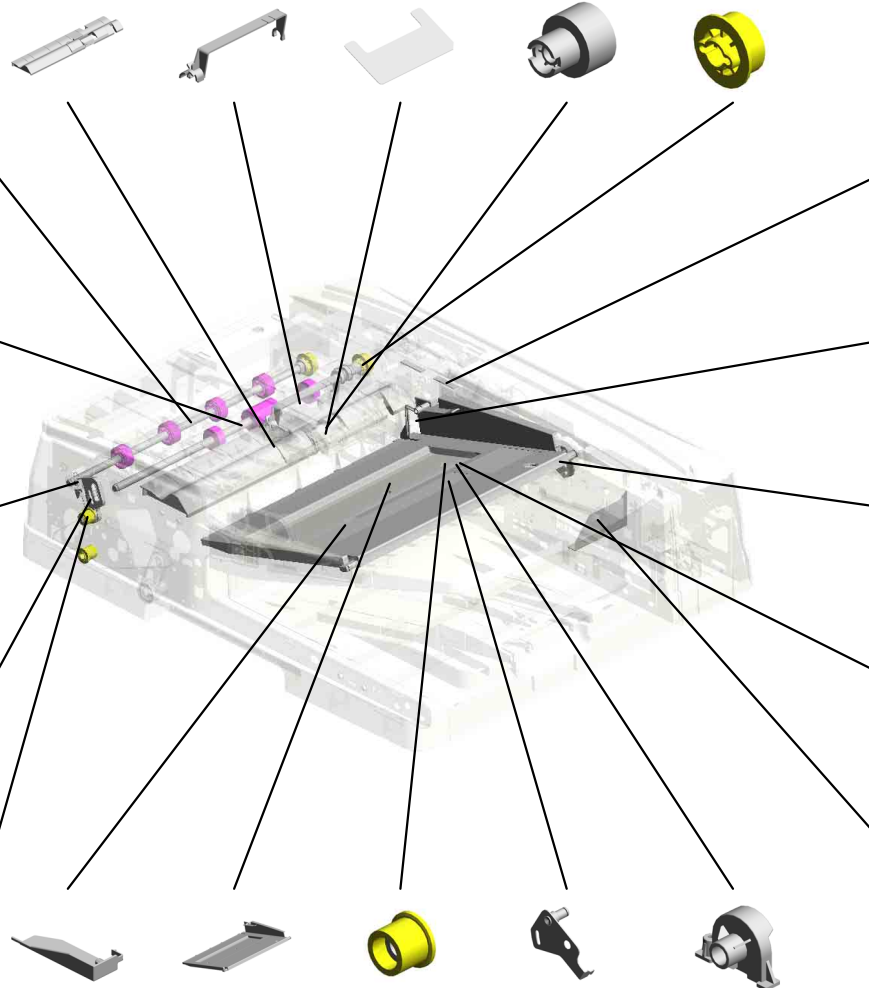
146.D6832210
ROLLER:MIDDLE:DRIVE

143.D6832110
ROLLER:PULL OUT:DRIVE

141.D6831856
TENSION SPRING:TENSION:SCANNING:FRONT

139.D6831851
BRACKET:TENSIONER:SCANNING:FRONT

140.D6831855
TIMING PULLEY:TENSIONER:SCANNING:FRONT



170.D6832742
(x4)
CUSHION:STOPPER PAWL

168.D6832733
FEELER:SENSOR:ORIGINAL SENSOR

162.D6832393
HOLDER:ORIGINAL TABLE

167.D6832729
JOINT:RISING TRAY:AUXILIARY

142.D6831912
BRACKET:HINGE:RIGHT

165.D6832724
COVER:LOWER:BASE

169.D6832731
BASE:ORIGINAL TABLE
201505-06 O/X

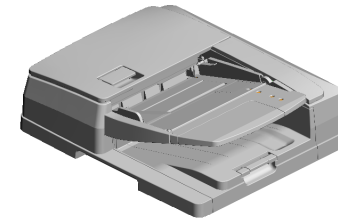
138.D6831845
(x2)
PULLEY:IDLER:DIA 14

137.D6831841
BRACKET:TENSIONER:SCANNING:INNER BACK

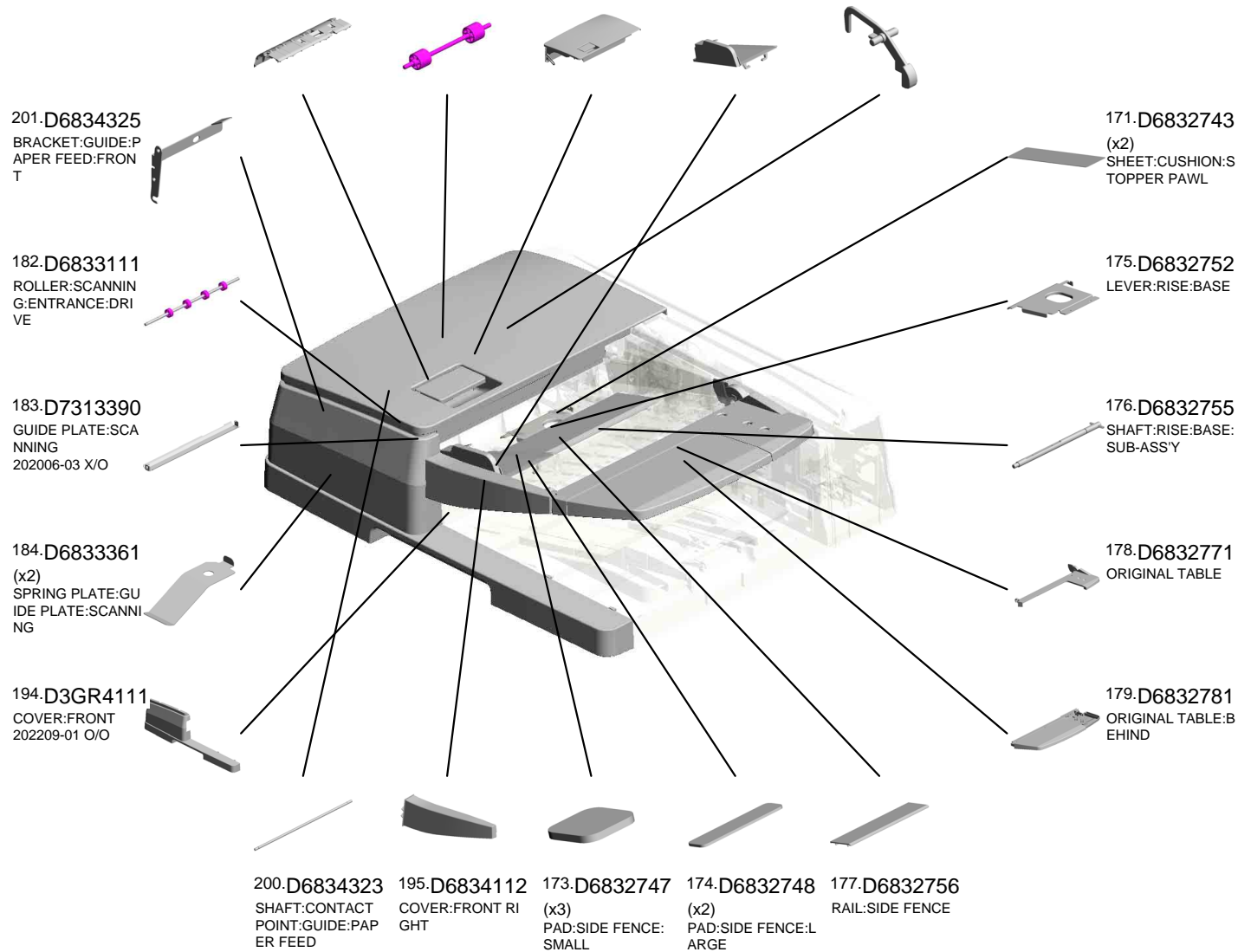
166.D6832728
STOPPER:RELEASE:SHAFT:BASE

U003_S001
ADF:ASS'Y

- 180.D6832914 GUIDE PLATE:PUL L OUT:LOWER 201705-06 O/O
- 191.D6833645 (x2) ROLLER:MIDDLE:DRIVEN
- 199.D6834317 COVER:PAPER FEED:ASS'Y 201912-01 O/O
- 172.D6832746 SIDE FENCE:ORIGINAL TABLE
- 181.D6832912 (x6) FEELER:PAPER SIZE SENSOR

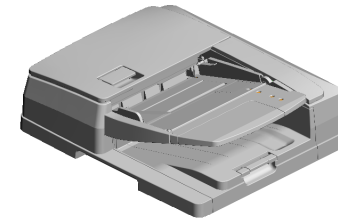


233.D7747001
[A]
ADF:ASS'Y
201510-02 O/O



U003_S001
ADF:ASS'Y

- 202.D6834328 BRACKET:GUIDE:PA
PER FEED:INNER
BACK
- 205.D6834350 DRIVEN ROLLER:P
ULL OUT
- 203.D6834341 BRACKET:PULL O
UT:DRIVEN
- 204.D6834345 DISCHARGE BRUS
H:EXIT:L37
- 206.D6834394 GUIDE PLATE:ENT
RANCE:PAPER FE
ED:UPPER



233.D7747001
[A]
ADF:ASS'Y
201510-02 O/O

208.D6834396
CUSHION:GUIDE P
LATE:ENTRANCE:
PAPER FEED:STO
PPER

207.D6834395
CUSHION:GUIDE P
LATE:ENTRANCE:
PAPER FEED:FRO
NT

217.D6834611
COVER:LEFT LOW
ER

218.D6834616
SHEET:BASE:SEAL
:LEFT LOWER

219.D6834617
SEAL:LEFT LOWE
R



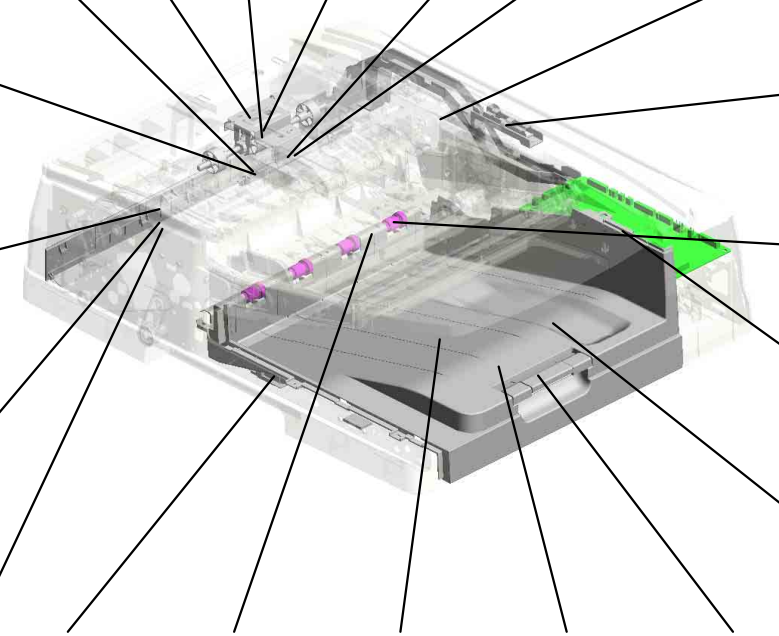
225.D6835111
GUIDE:HARNES
S:MAIN

226.D6835121
GUIDE:HARNES
S:SUB

213.D6834430
(x4)
ROLLER:EXIT:DRIV
EN

227.D6835502
PCB:MAIN CONTR
OL BOARD:DOCU
MENT FEEDER:AS
S'Y

215.D6834442
(x4)
TAPE:PRESSURE
PLATE




214.D6834441
(x2)
HOLDER:CUSHION
:PRESSURE PLAT
E

212.D6834421
(x2)
SHAFT:EXIT:DRIVE
N

209.D6834418
TRAY:EXIT
201506-04 X/O

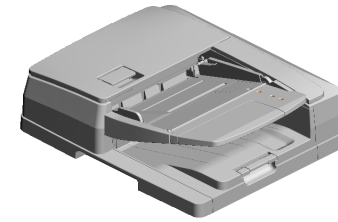
210.D6834412
TRAY:EXIT:AUXILI
ARY:LARGE

211.D6834413
TRAY:EXIT:AUXILI
ARY:SMALL



U003_S001
ADF:ASS'Y

- 234.G0602652 (x4) BUSHING - M4
- 238.D6832913 (x2) SHEET:SENSOR:SEPARATION 201510-04
- 232.D7316241 DECAL:STOPPER:SEPARATION UNIT
- 236.07922080C SYNCHRONOUS BELT:40S2M160:CR 202105-06 O/O




233.D7747001
[A]
ADF:ASS'Y
201510-02 O/O

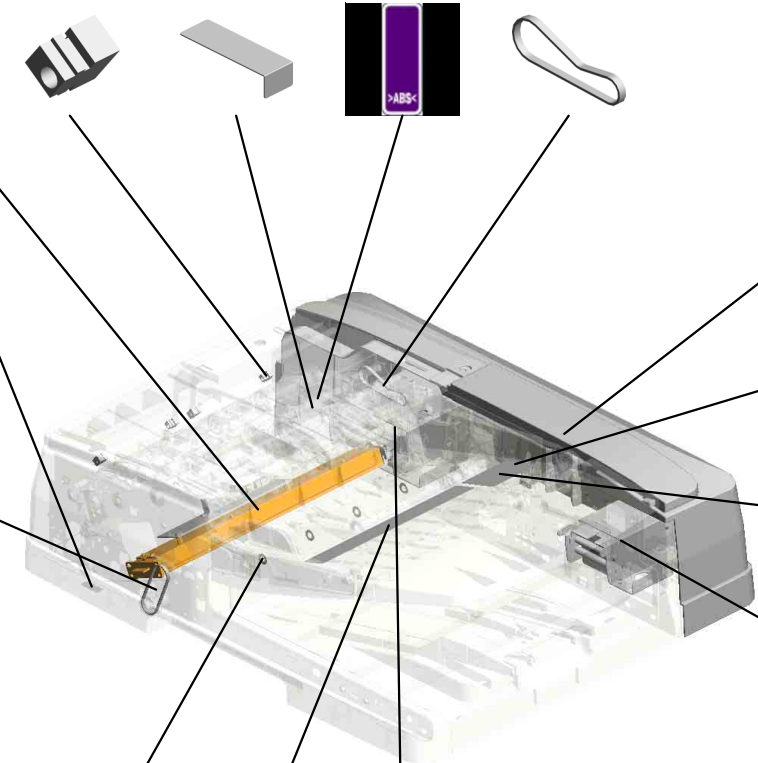
228.D6835860
CONTACT IMAGE
SENSOR:ASS'Y



230.D6836041
DECAL:DESIGN SKETCH:MISFEED RE MOVAL:P2



251.07922079C
SYNCHRONOUS BELT:40S2M158:CR 202105-05 O/O



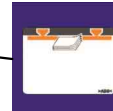
242.D3B04212
COVER:UPPER REAR
201805-02 O/O




249.D3FF4211
COVER:REAR
201903-02 X/O



231.D6836051
DECAL:BASE:ORIGINAL




246.D3B01350
HINGE:RIGHT:ASS'Y
201902-04 X/O




239.D6834414 (x4) SPACER:EXIT ROLLER
201604-01



229.D6836011
DECAL:SIZE:ORIGINAL



245.D3B01320
HINGE:LEFT:ASS'Y
201812-01 X/O

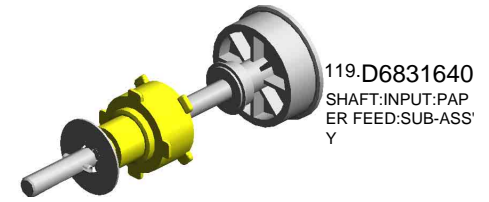


D7747000
[A]
ADF:ASS'Y
201510-02 O/O


U003_S001_S001

SHAFT:INPUT:PAPER FEED:SUB-ASS'Y

10.07200040E 123.D6831645
RETAINING RING - M4 TIMING PULLEY:COUPLING:PULL OUT




13.07433806
RADIAL BALL BEARING: DIA6X DIA13X5



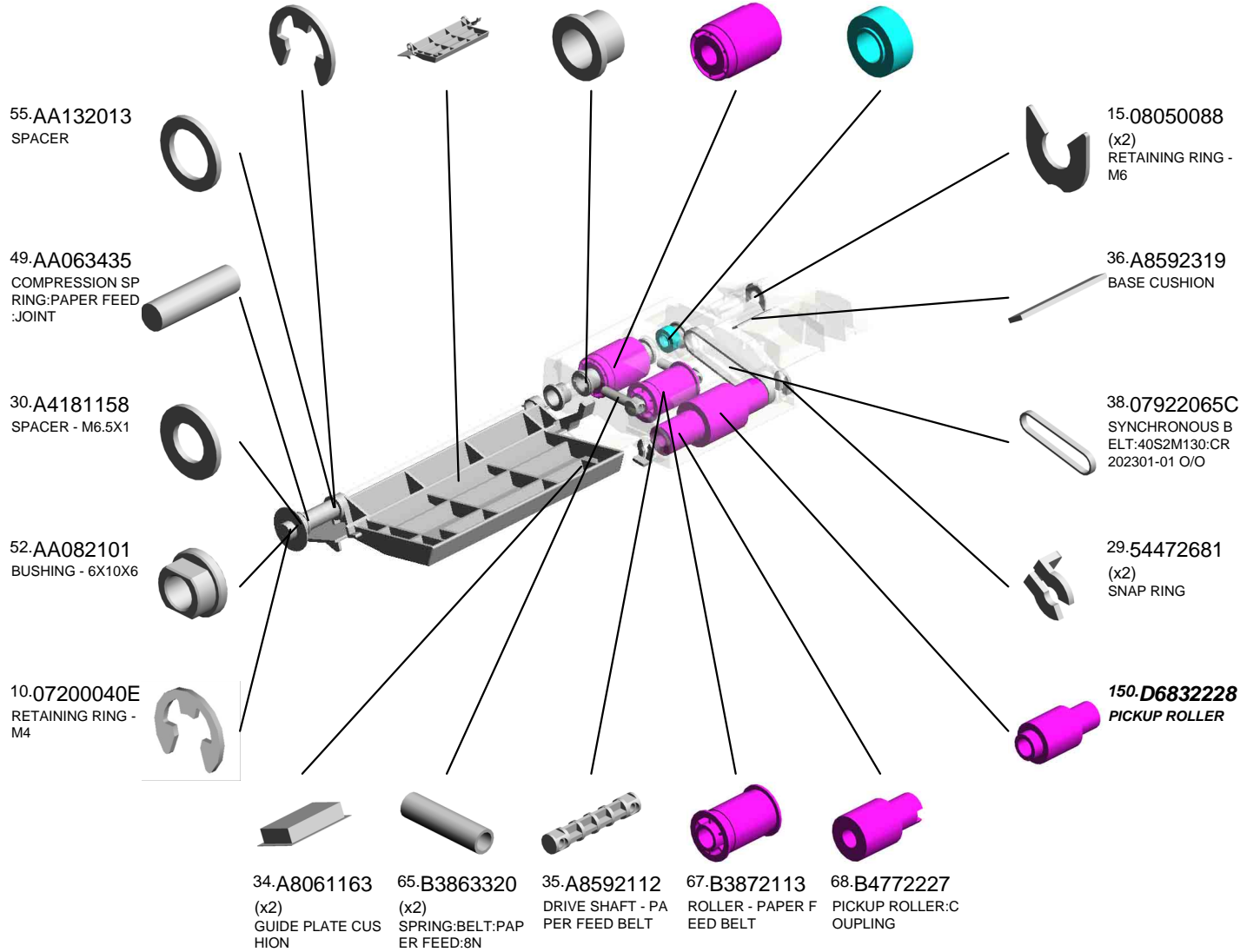
U001	U002	U003	U004	U005	U006	U007	U008	U009	U010	U011	U012	U013	U014	U015	U016	U017	U018	U019	U020	U021
------	------	------	------	------	------	------	------	------	------	------	------	------	------	------	------	------	------	------	------	------

U003_S001_S002
SHAFT:SEPARATION:ASS'Y

- 11.07200060E RETAINING RING - M6
- 149.D6832224 GUIDE:PAPER FEED:ENTRANCE:FRO NT
- 33.A6281225 (x4) BUSHING - 8MM
- 78.B7892114 PAPER FEED BELT ROLLER
- 147.D6832221 GEAR:IDLER:Z18



250.D6832202
[A]
SHAFT:SEPARATI
ON:ASS'Y
202003-01 O/O



U003_S001_S002
SHAFT:SEPARATION:ASS'Y

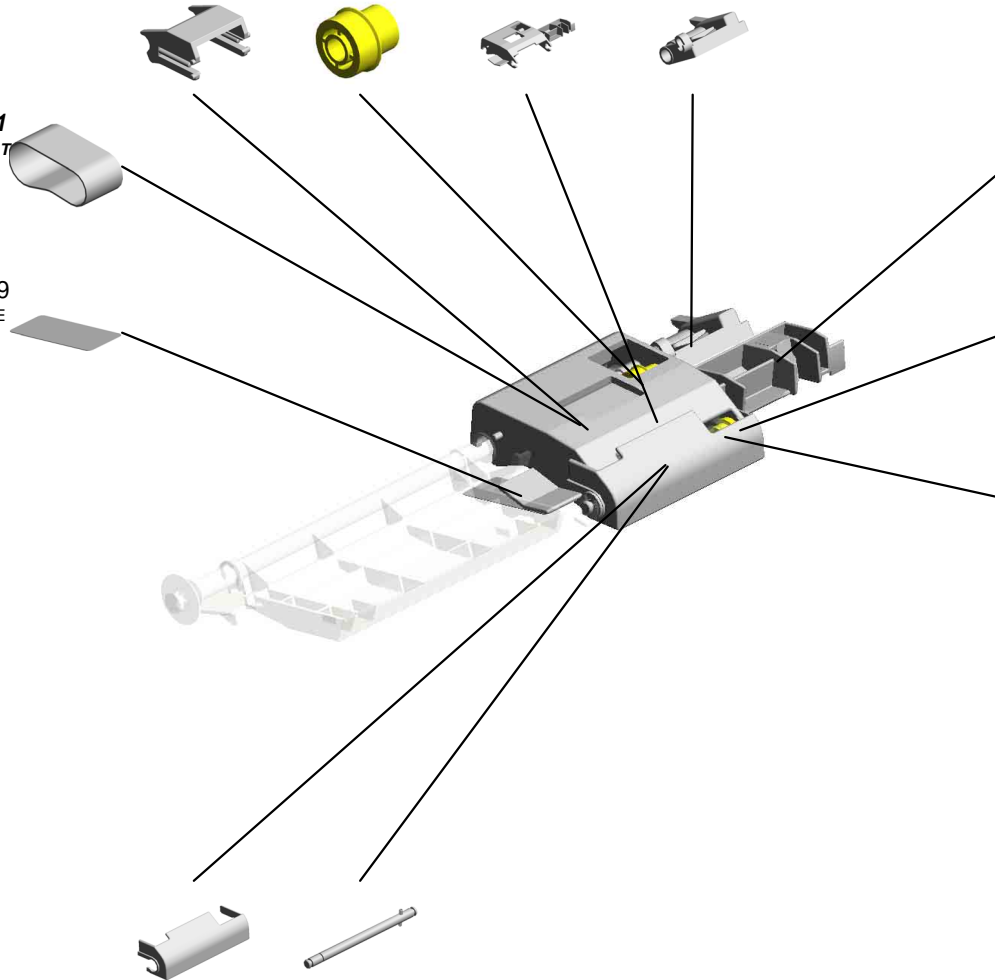
- 154.D3FF2233 BRACKET:PAPER FEED BELT 202006-01 X/O
- 151.D6832229 TIMING PULLEY:G EAR:T19/Z23
- 152.D6832231 BRACKET:PICKUP
- 160.D6832272 LEVER:PICKUP ROLLER:RISE



- 250.D6832202 [A] SHAFT:SEPARATION:ASS'Y 202003-01 O/O

- 248.D6842171 PAPER FEED BELT 201902-05 X/O

- 247.D3FF2219 GUIDE:PAPER FEED BELT:FRONT 201902-02 O/O



- 156.D6832236 SHEET:BRACKET:PICKUP:INNER BACK

- 235.H0602126 (x2) BUSHING - M6X7

- 153.D6832232 TIMING PULLEY:PICKUP:T21

- 157.D6832239 COVER:PICKUP ROLLER
- 155.D6832235 SHAFT:PICKUP:SUB-ASS'Y




- D6832201 [A] SHAFT:SEPARATION:ASS'Y 202003-01 O/O

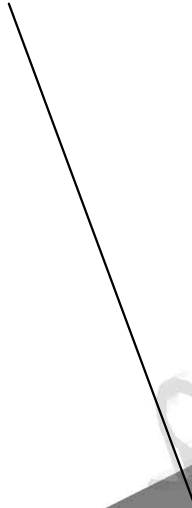
U001	U002	U003	U004	U005	U006	U007	U008	U009	U010	U011	U012	U013	U014	U015	U016	U017	U018	U019	U020	U021
------	------	------	------	------	------	------	------	------	------	------	------	------	------	------	------	------	------	------	------	------

U003_S001_S002_S001
GUIDE:PAPER FEED:ENTRANCE:INNER BACK:ASS'Y

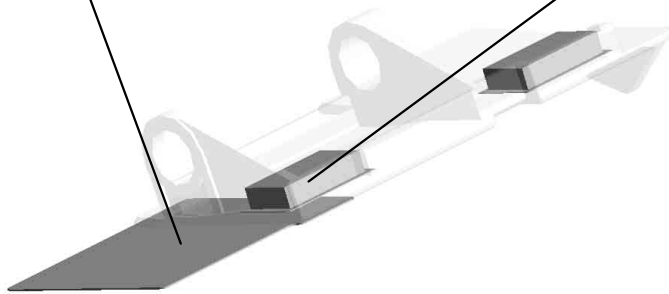
159.D6832242
SHEET:GUIDE:PAP
ER FEED:INNER B
ACK



158.D6832240
GUIDE:PAPER FEE
D:ENTRANCE:INNE
R BACK:ASS'Y




34.A8061163
(x2)
GUIDE PLATE CUS
HION



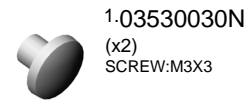
U001	U002	U003	U004	U005	U006	U007	U008	U009	U010	U011	U012	U013	U014	U015	U016	U017	U018	U019	U020	U021
------	------	------	------	------	------	------	------	------	------	------	------	------	------	------	------	------	------	------	------	------

U003_S001_S003
DC MOTOR:RISING TRAY:ASS'Y:1.007W:BRUSH

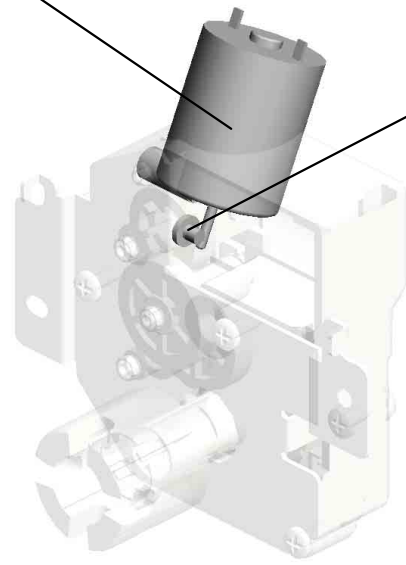
83.D0812966
DC MOTOR:ASS'Y:
1.007W:BRUSH



63.AX040254
DC MOTOR:RISING
TRAY:ASS'Y:1.007
W:BRUSH



1.03530030N
(x2)
SCREW:M3X3



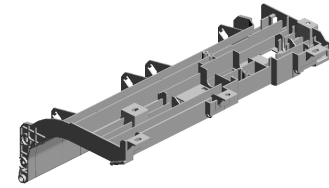
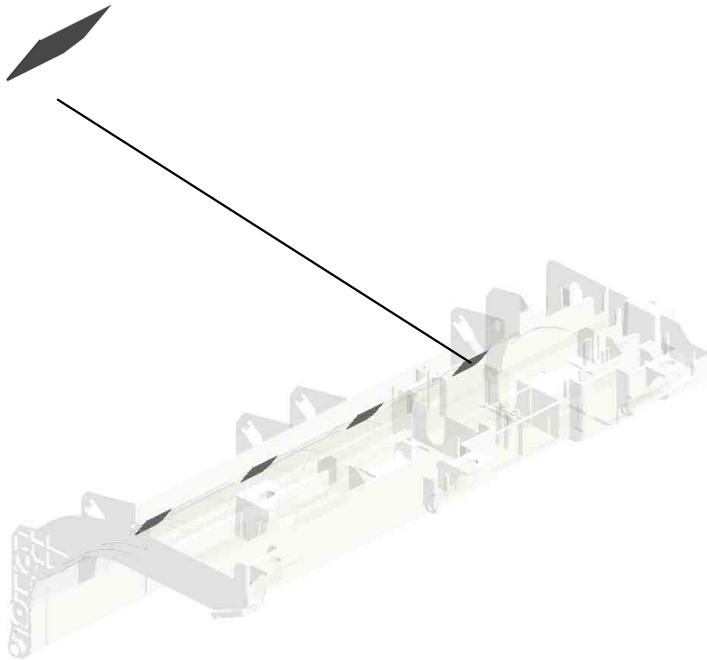
U001	U002	U003	U004	U005	U006	U007	U008	U009	U010	U011	U012	U013	U014	U015	U016	U017	U018	U019	U020	U021
------	------	------	------	------	------	------	------	------	------	------	------	------	------	------	------	------	------	------	------	------

U003_S001_S004
GUIDE:PAPER FEED:UPPER:SUB-ASS'Y

96.D5433314

(x4)

SHEET:SCANNING:
ENTRANCE:MIDDLE




198.D6834310

GUIDE:PAPER FEE
D:UPPER:SUB-ASS
Y

U001	U002	U003	U004	U005	U006	U007	U008	U009	U010	U011	U012	U013	U014	U015	U016	U017	U018	U019	U020	U021
------	------	------	------	------	------	------	------	------	------	------	------	------	------	------	------	------	------	------	------	------

U003_S001_S005
COVER:LOWER RIGHT:ASS'Y

215.D6834442
(x2)
TAPE:PRESSURE
PLATE




216.D6834510
COVER:LOWER RI
GHT:ASS'Y

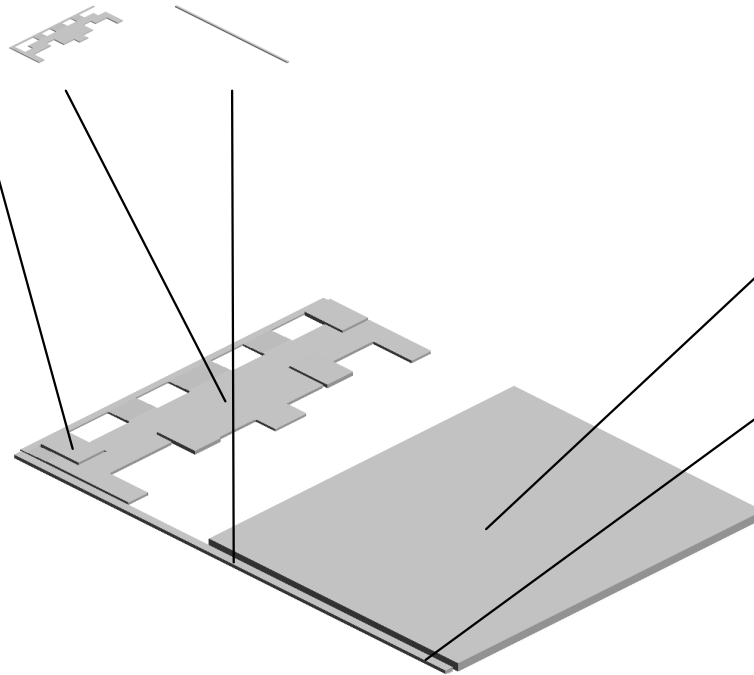
U001	U002	U003	U004	U005	U006	U007	U008	U009	U010	U011	U012	U013	U014	U015	U016	U017	U018	U019	U020	U021
------	------	------	------	------	------	------	------	------	------	------	------	------	------	------	------	------	------	------	------	------

U003_S001_S006
PRESSURE PLATE:ASS'Y

220.D3B04711 224.D3B04725
GUIDE PLATE:PRE CUSHION:PRESSU
SSURE PLATE:LEF RE PLATE:SMALL
T:ASS'Y 202011-01 O/O
202012-01 O/O

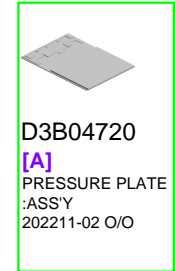


222.D6834722
(x4)
CUSHION:TAPE:SMALL



223.D3B04724
CUSHION:PRESSURE PLATE:LARGE
202012-02 O/O


244.D0A46099
SHEET:PRESSURE PLATE:SMALL
201807-01 O/O



U001	U002	U003	U004	U005	U006	U007	U008	U009	U010	U011	U012	U013	U014	U015	U016	U017	U018	U019	U020	U021
------	------	------	------	------	------	------	------	------	------	------	------	------	------	------	------	------	------	------	------	------

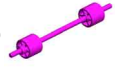
U003_S001_S007
GUIDE:EXIT:LOWER:ASS'Y

81.B8041180 (x4) DISCHARGE BRUSH: H:PUNCH UNIT
 243.D5433631 ROLLER:SCANNING: G:BEHIND:ASS'Y
 31.A4221063 SEAL - 0.7X13X20



241.D6830361
 [A]
 GUIDE:EXIT:LOWE
 R:ASS'Y
 202006-02 X/O

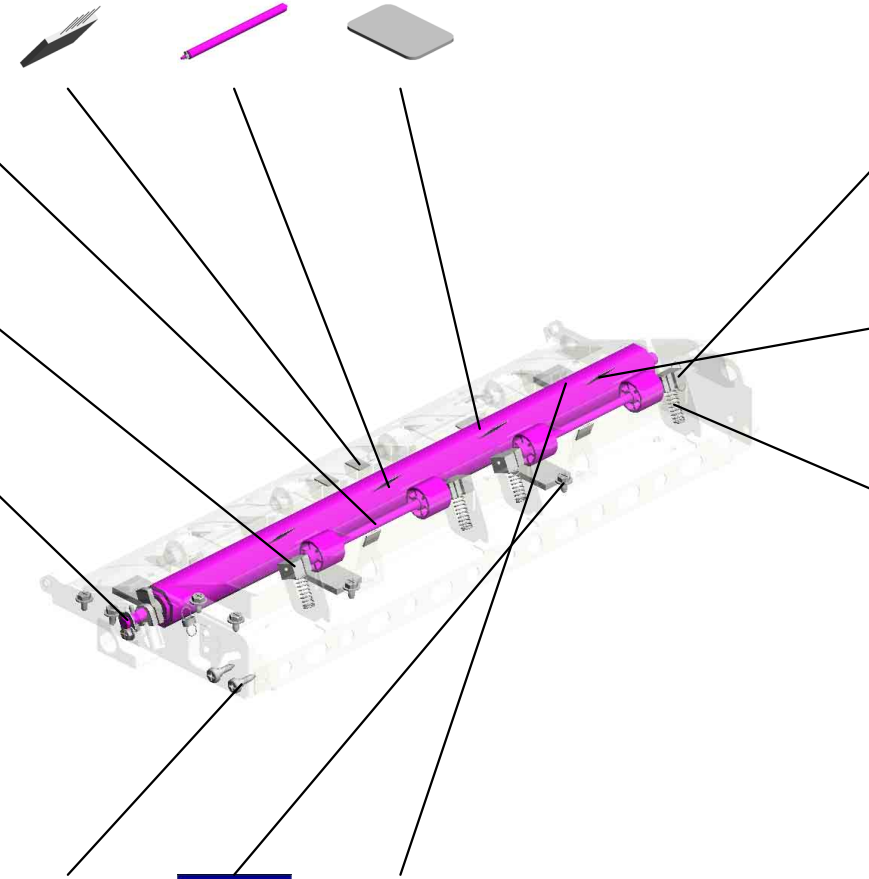
191.D6833645
 (x2)
 ROLLER:MIDDLE:DRIVEN



234.G0602652
 (x4)
 BUSHING - M4



10.07200040E
 RETAINING RING - M4
 201504-04 X/O



85.D4122669
 (x2)
 TENSION SPRING: GUIDE PLATE:PRESSURE:2N



190.D6833644
 (x4)
 SHEET:GUIDE:CONTACT IMAGE SENSOR:EXIT:LOWER



189.D6833643
 (x4)
 COMPRESSION SPRING:CONTACT IMAGE SENSOR:EXIT




56.AA143788
 (x2)
 PIN:GUIDE PLATE: PAPER FEED



5.04543006Q
 (x7)
 TAPPING SCREW - M3X6



215.D6834442
 (x4)
 TAPE:PRESSURE PLATE



D6830360
 [A]
 GUIDE:EXIT:LOWE
 R:ASS'Y
 202006-02 X/O

U003_S001_S007_S001

GUIDE PLATE:CONTACT IMAGE SENSOR:ENTRANCE:ASS'Y

192.D6833666
LEVER:GUIDE PLATE:CONTACT IMAGE SENSOR:FRONT

240.D6833662
GUIDE PLATE:CONTACT IMAGE SENSOR:ENTRANCE:ASS'Y

84.D6833668
(x2)
SPACER:GUIDE PLATE:CONTACT IMAGE SENSOR:ENTRANCE
201502-17 X/O

193.D6833667
LEVER:GUIDE PLATE:CONTACT IMAGE SENSOR:REAR


3.03603006N
(x4)
SCREW - M3X6

U001	U002	U003	U004	U005	U006	U007	U008	U009	U010	U011	U012	U013	U014	U015	U016	U017	U018	U019	U020	U021
------	------	------	------	------	------	------	------	------	------	------	------	------	------	------	------	------	------	------	------	------

U003_S001_S008


GUIDE:SCANNING:ENTRANCE:CONTACT:ASS'Y

188.D6833422 17.08050092
(x2) (x2)
LEVER:PRESSURE RETAINING RING -
RELEASE 3M



185.D6833401
GUIDE:SCANNING:
ENTRANCE:CONT
ACT:ASS'Y

187.D6833421
BASE:SCANNING:ENTRANCE:LOWER




7.04583008N
(x3)
HEXAGON HEAD TAPPING SCREW:3X8

31.A4221063
SEAL - 0.7X13X20


U001	U002	U003	U004	U005	U006	U007	U008	U009	U010	U011	U012	U013	U014	U015	U016	U017	U018	U019	U020	U021
------	------	------	------	------	------	------	------	------	------	------	------	------	------	------	------	------	------	------	------	------

U003_S001_S008_S001
GUIDE:SCANNING:ENTRANCE:LOWER:SUB-ASS'Y

96.D5433314
(x4)
SHEET:SCANNING:
ENTRANCE:MIDDLE



186.D6833411
GUIDE:SCANNING:
ENTRANCE:LOWER:
SUB-ASS'Y



U001	U002	U003	U004	U005	U006	U007	U008	U009	U010	U011	U012	U013	U014	U015	U016	U017	U018	U019	U020	U021
------	------	------	------	------	------	------	------	------	------	------	------	------	------	------	------	------	------	------	------	------

U004.SCANNER


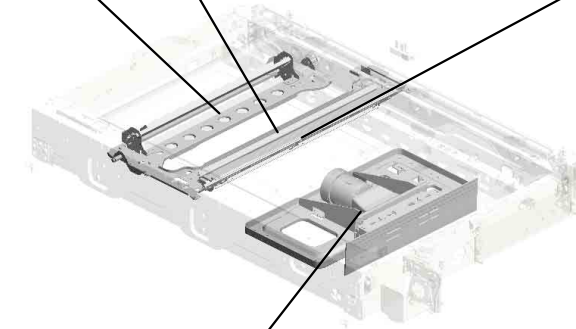
U004_S002
D1361751
CARRIAGE:NO.1:ASS'Y



U004_S004
D1361776
CARRIAGE:NO.2:ASS'Y



U004_S003
D1491721
ILLUMINATION UNIT:LED-B:A
SS'Y

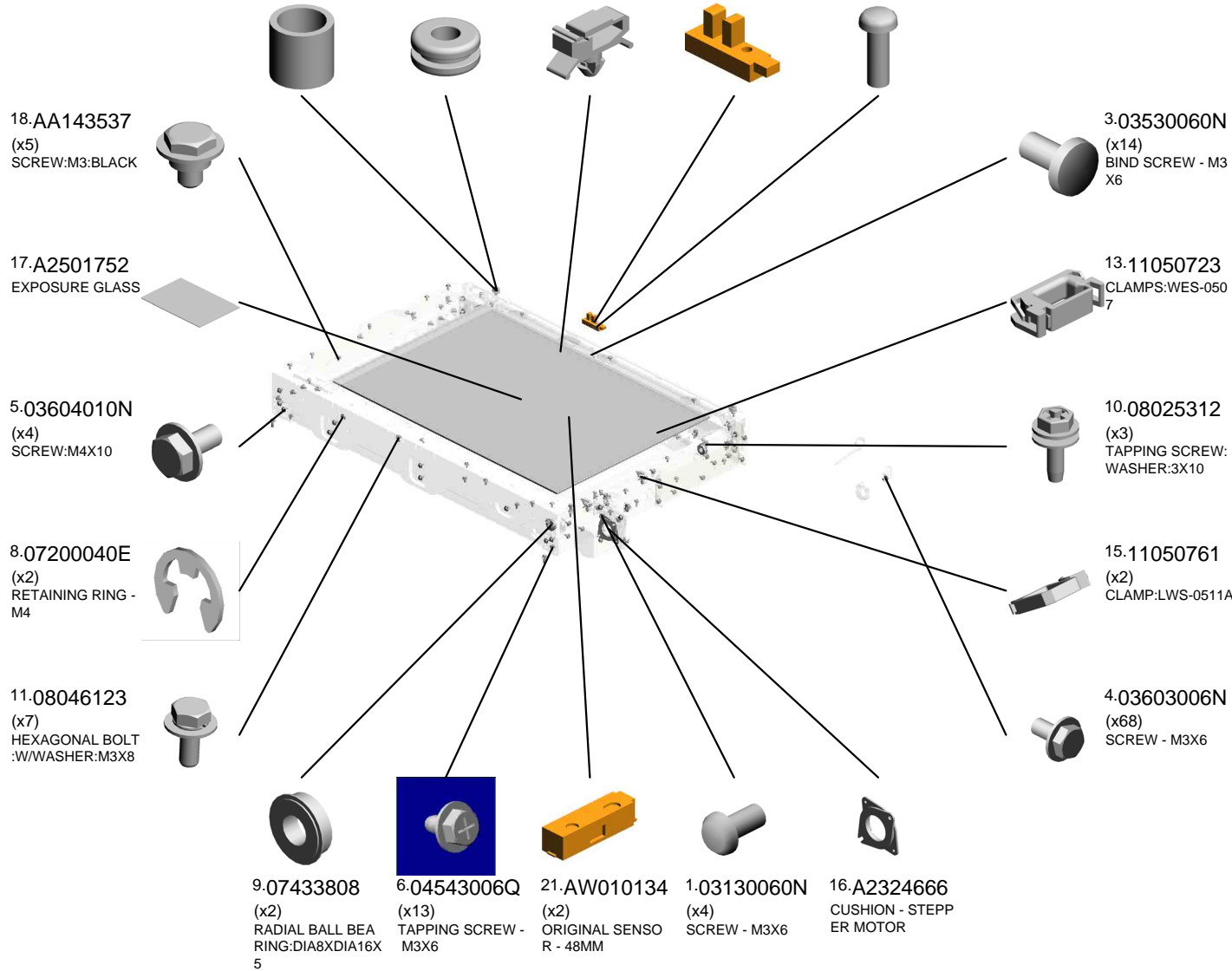



U004_S001
D1381731
LENSBLOCK SMD:SERVICE
PARTS:ASS'Y

U001	U002	U003	U004	U005	U006	U007	U008	U009	U010	U011	U012	U013	U014	U015	U016	U017	U018	U019	U020	U021
------	------	------	-------------	------	------	------	------	------	------	------	------	------	------	------	------	------	------	------	------	------

U004 SCANNER

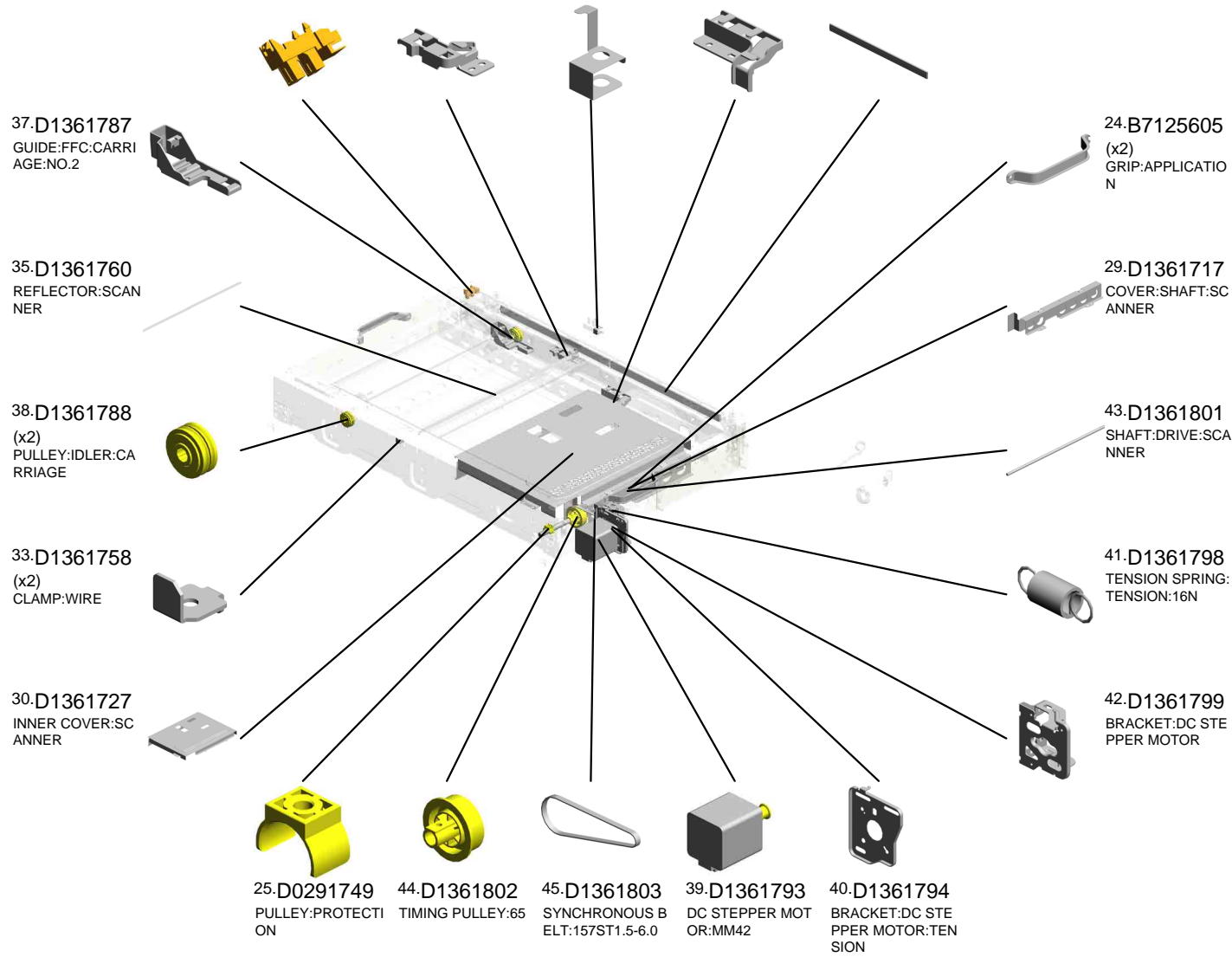

- 7.07074050N (x2) BUSHING - 4X5
- 19.AA161104 (x2) CUSHION - MOTOR
- 14.11050758 (x17) CLAMP:LWSM-030 6A
- 22.AW020146 PHOTOINTERRUPTOR:FLAT:PICH2M M:M4
- 2.03140120N SCREW - M4X12



U001	U002	U003	U004	U005	U006	U007	U008	U009	U010	U011	U012	U013	U014	U015	U016	U017	U018	U019	U020	U021
------	------	------	------	------	------	------	------	------	------	------	------	------	------	------	------	------	------	------	------	------

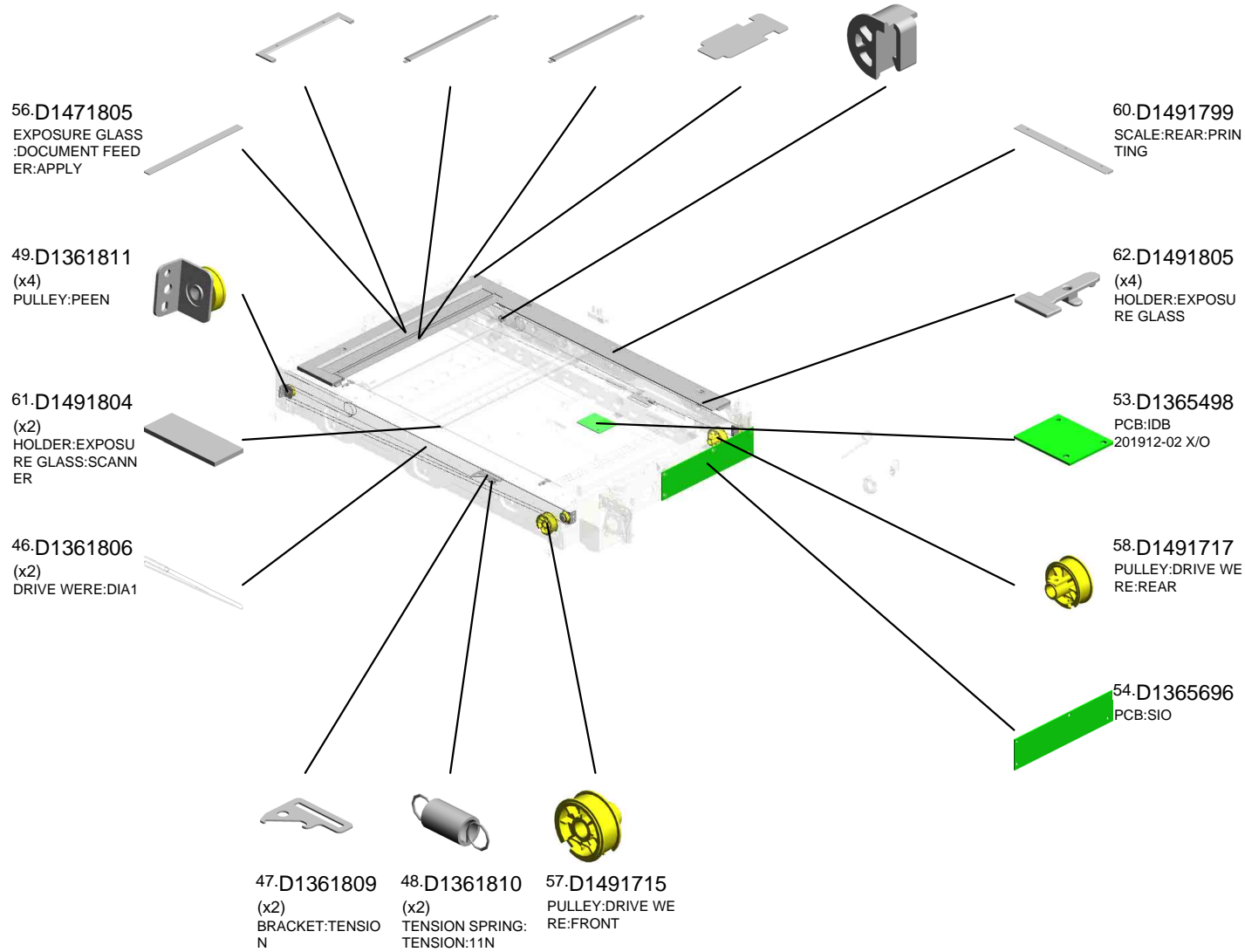

U004 SCANNER

- 23.AW020198 PHOTOINTERRUPTOR:LG2A14NL1
- 34.D1361759 GUIDE:FFC:CARRIAGE:NO.1
- 27.D1361687 GROUND PLATE:SENSOR:AKS
- 28.D1361715 GUIDE:HARNESS:LED
- 26.D1355912 (x2) GASKET:13X3X227.5



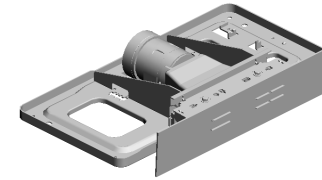
U004 SCANNER

50.D1361821 COVER:EXPOSURE GLASS:DOCUMENT FEEDER
 51.D1361822 (x3) (CHN/EU/AA);SCALE:LEFT:ASSY
 52.D1361828 (NA);SCALE:LEFT:ASSY
 64.G5701225 SENSOR SHIELDING PLATE
 65.M0261778 GUIDE:FFC

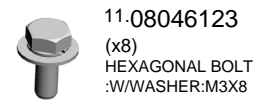
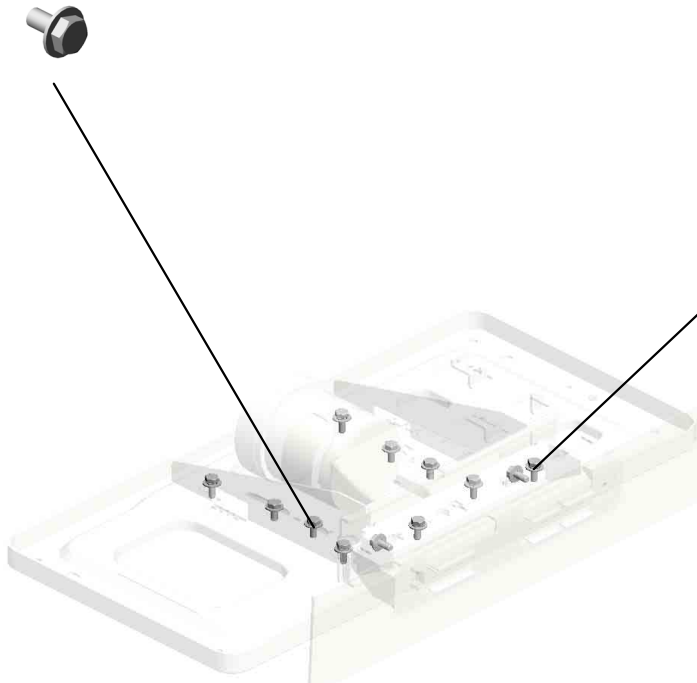


U004_S001
LENSBLOCK SMD:SERVICE PARTS:ASS'Y

4.03603006N
(x4)
SCREW - M3X6



67.D1381731
[A]
LENSBLOCK SMD:
SERVICE PARTS:A
SS'Y
201807-02 O/O



11.08046123
(x8)
HEXAGONAL BOLT
:WASHER:M3X8

3.03530060N (x 2)
BIND SCREW - M3X6



D1361731
[A]
LENSBLOCK SMD:
ASS'Y
201807-02 O/O

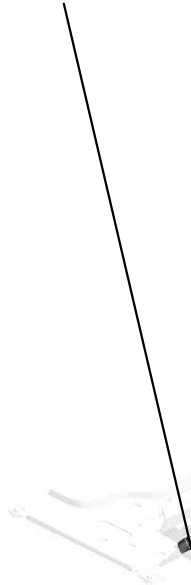
U001	U002	U003	U004	U005	U006	U007	U008	U009	U010	U011	U012	U013	U014	U015	U016	U017	U018	U019	U020	U021
------	------	------	------	------	------	------	------	------	------	------	------	------	------	------	------	------	------	------	------	------

U004_S002
CARRIAGE:NO.1:ASS'Y

66.M0261815
(x2)
CLAMP:MIRROR:NO.1



32.D1361751
CARRIAGE:NO.1:ASS'Y



20.AC030211
MIRROR:NO.1

U001	U002	U003	U004	U005	U006	U007	U008	U009	U010	U011	U012	U013	U014	U015	U016	U017	U018	U019	U020	U021
------	------	------	------	------	------	------	------	------	------	------	------	------	------	------	------	------	------	------	------	------

U004_S003
ILLUMINATION UNIT:LED-B:ASS'Y

3-03530060N
(x3)
BIND SCREW - M3
X6



59.D1491721
ILLUMINATION UNI
T:LED-B:ASS'Y

U001	U002	U003	U004	U005	U006	U007	U008	U009	U010	U011	U012	U013	U014	U015	U016	U017	U018	U019	U020	U021
------	------	------	------	------	------	------	------	------	------	------	------	------	------	------	------	------	------	------	------	------

U004_S004
CARRIAGE:NO.2:ASS'Y

63.G4042810
(x4)
SPRING PLATE - 2
ND MIRROR



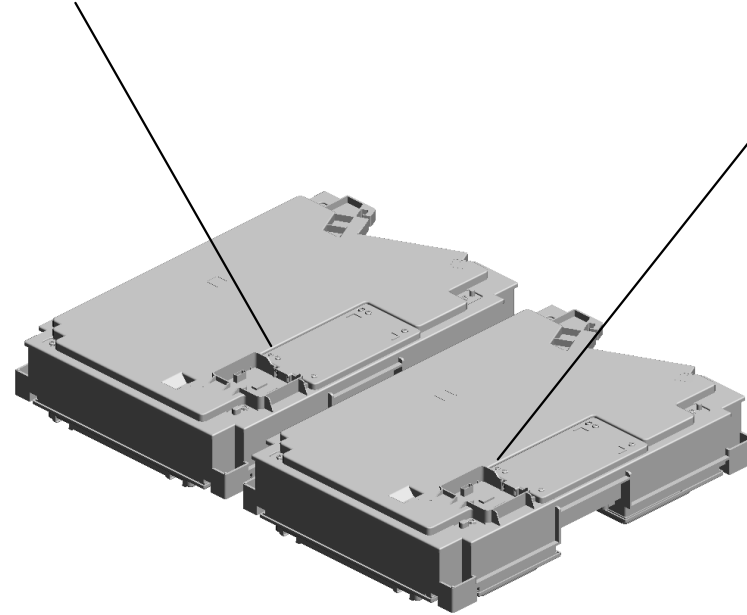

36.D1361776
CARRIAGE:NO.2:A
SS'Y



U001	U002	U003	U004	U005	U006	U007	U008	U009	U010	U011	U012	U013	U014	U015	U016	U017	U018	U019	U020	U021
------	------	------	------	------	------	------	------	------	------	------	------	------	------	------	------	------	------	------	------	------

U005.LASER UNIT

U005_S002
D1381863
OPTICAL WRITING SECTION
:M-Y:ASS'Y



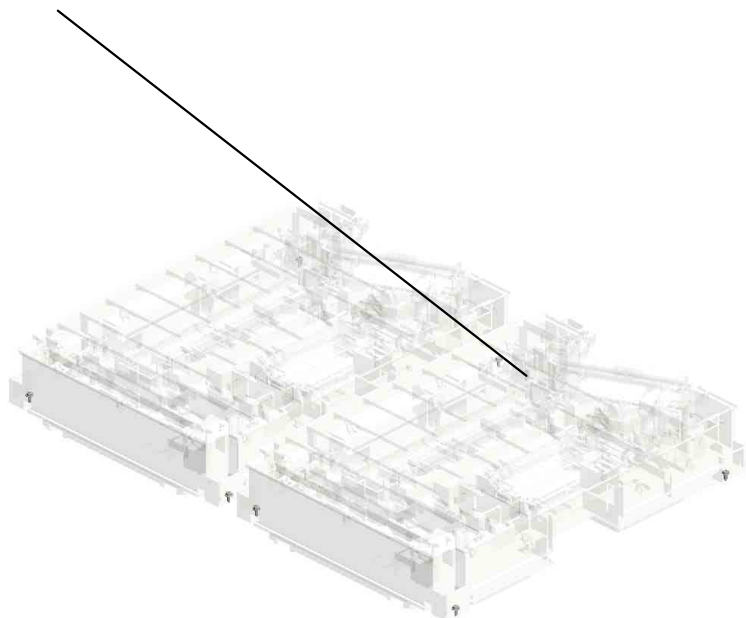

U005_S001
D1381862
OPTICAL WRITING SECTION
:SERVICE PARTS:BK-C:ASS'
Y



U001	U002	U003	U004	U005	U006	U007	U008	U009	U010	U011	U012	U013	U014	U015	U016	U017	U018	U019	U020	U021
------	------	------	------	------	------	------	------	------	------	------	------	------	------	------	------	------	------	------	------	------

U005
LASER UNIT


2.04543008Q
(x8)
TAPPING SCREW:
3X8



U001	U002	U003	U004	U005	U006	U007	U008	U009	U010	U011	U012	U013	U014	U015	U016	U017	U018	U019	U020	U021
------	------	------	------	------	------	------	------	------	------	------	------	------	------	------	------	------	------	------	------	------

9.11050759 (x20)
CLAMP:LWSM-060
5A

3.04583008N (x26)
HEXAGON HEAD TAPPING SCREW:3
X8

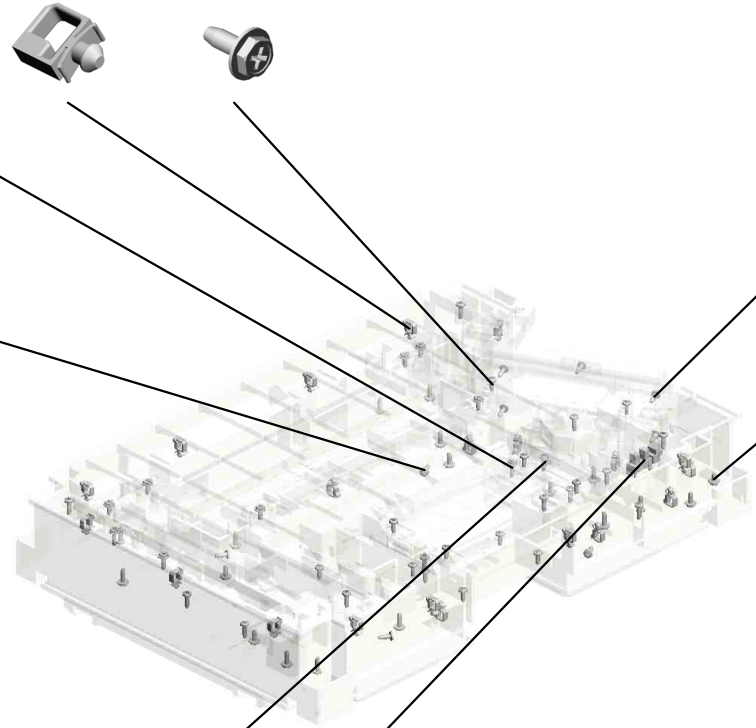


11.D1381862
[A]
OPTICAL WRITING SECTION:SERVICE PARTS:BK-C:ASS'Y
201503-16 X/O

4.04583010N (x23)
HEXAGON HEAD TAPPING SCREW:3
X10



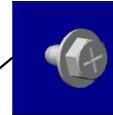
5.04593008N (x4)
BINDING HEAD TAPPING SCREW:3
X8



6.04593010N (x7)
BINDING HEAD TAPPING SCREW:3
X10



1.04543006Q
TAPPING SCREW - M3X6



7.08050092
RETAINING RING - 3M



10.AW020198
PHOTOINTERRUPTOR:LG2A14NL1

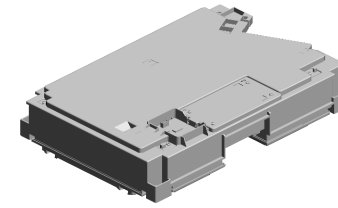


D1381860
[A]
OPTICAL WRITING UNIT:BK-C:ASS'Y
201503-16 X/O

U005_S002

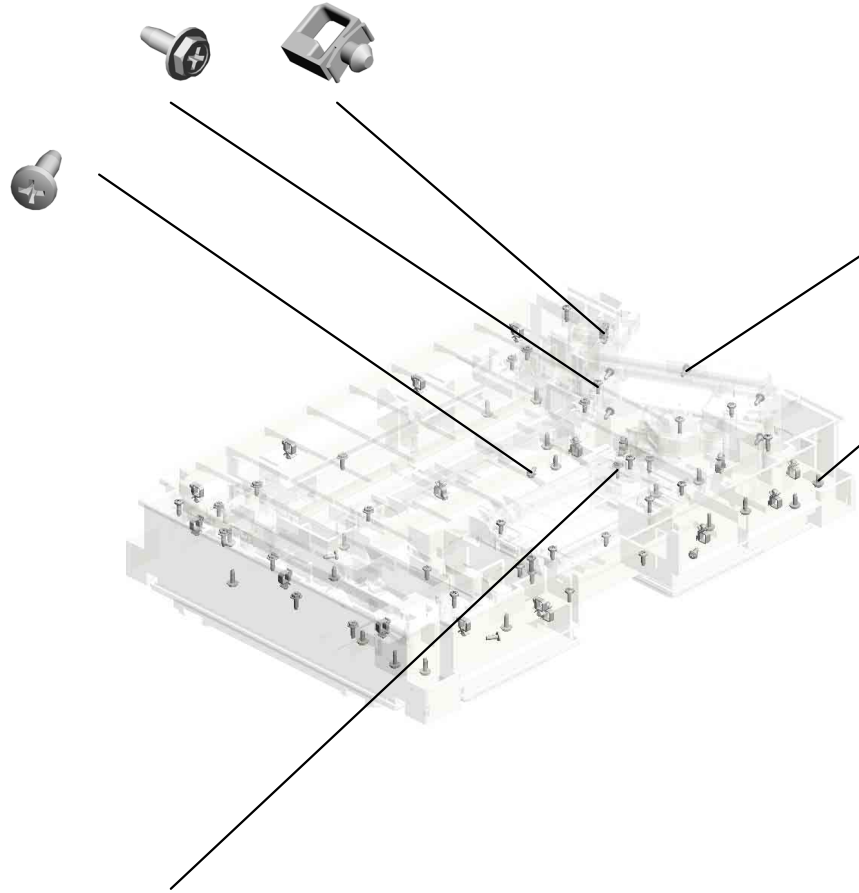
OPTICAL WRITING SECTION:M-Y:ASS'Y

3.04583008N 9.11050759
(x23) (x18)
HEXAGON HEAD TAPPING SCREW:3X8
CLAMP:LWSM-0605A



12.D1381863
[A]
OPTICAL WRITING SECTION:M-Y:ASS'Y
202102-01 O/O

5.04593008N
(x4)
BINDING HEAD TAPPING SCREW:3X8



6.04593010N
(x7)
BINDING HEAD TAPPING SCREW:3X10

1.04543006Q
TAPPING SCREW - M3X6

4.04583010N
(x24)
HEXAGON HEAD TAPPING SCREW:3X10



D1381861
[A]
OPTICAL WRITING UNIT:M-Y:ASS'Y
202102-01 O/O

U001	U002	U003	U004	U005	U006	U007	U008	U009	U010	U011	U012	U013	U014	U015	U016	U017	U018	U019	U020	U021
------	------	------	------	------	------	------	------	------	------	------	------	------	------	------	------	------	------	------	------	------

U006.BY-PASS FEED

U006_S004
D1382870
MANUAL FEED UNIT:250:AS
SY

U006_S001
D1362702
GUIDE PLATE:CONNECTING
:FRONT RIGHT:ASSY

U006_S003
D1382552
REGISTRATION ROLLER:PR
O:ASSY

U006_S002
D1362707
GUIDE PLATE:DRIVEN:CON
NECTING:ASSY

U001	U002	U003	U004	U005	U006	U007	U008	U009	U010	U011	U012	U013	U014	U015	U016	U017	U018	U019	U020	U021
------	------	------	------	------	-------------	------	------	------	------	------	------	------	------	------	------	------	------	------	------	------

U006_S003.REGISTRATION ROLLER:PRO:ASS'Y

U006_S003_S001
D1382591
REGISTRATION ROLLER:OP
EN AND CLOSE:PRO



U001	U002	U003	U004	U005	U006	U007	U008	U009	U010	U011	U012	U013	U014	U015	U016	U017	U018	U019	U020	U021
------	------	------	------	------	-------------	------	------	------	------	------	------	------	------	------	------	------	------	------	------	------

U006_S003_S001.REGISTRATION ROLLER:OPEN AND CLOSE:PRO

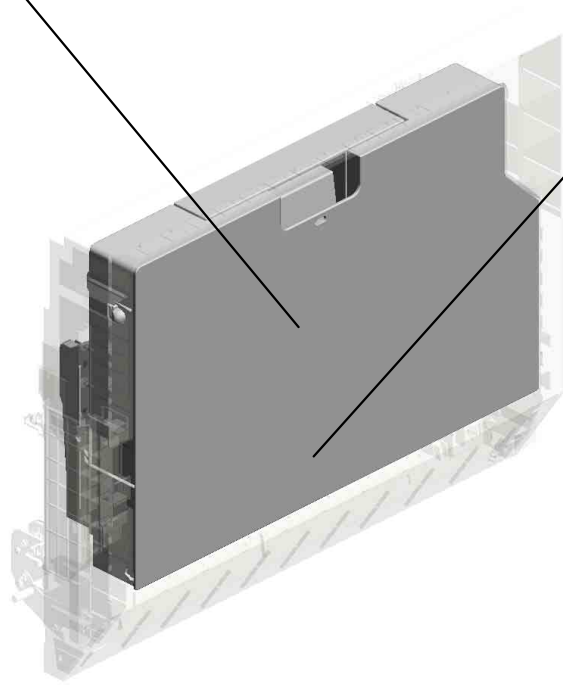

U006_S003_S001_S001
D1382632
COVER:REGISTRATION:UPP
ER:ASS'Y



U001	U002	U003	U004	U005	U006	U007	U008	U009	U010	U011	U012	U013	U014	U015	U016	U017	U018	U019	U020	U021
------	------	------	------	------	-------------	------	------	------	------	------	------	------	------	------	------	------	------	------	------	------

U006_S004.MANUAL FEED UNIT:250:ASS'Y

U006_S004_S002
D1382864
MANUAL FEED TABLE:250:A
SS'Y

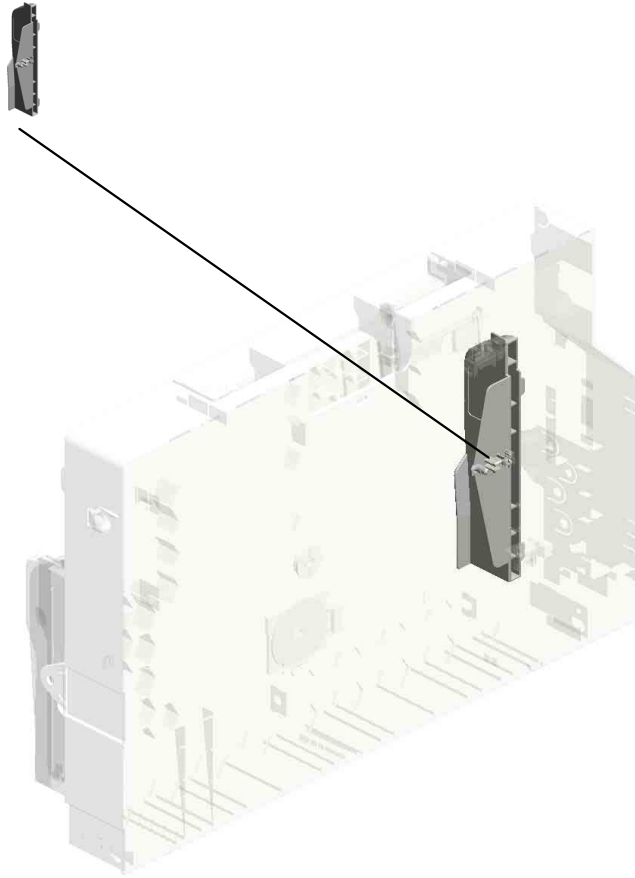


U006_S004_S001
D1362803
SHAFT:SEPARATOR:DRIVEN
:ASS'Y

U001	U002	U003	U004	U005	U006	U007	U008	U009	U010	U011	U012	U013	U014	U015	U016	U017	U018	U019	U020	U021
------	------	------	------	------	-------------	------	------	------	------	------	------	------	------	------	------	------	------	------	------	------

U006_S004_S002.MANUAL FEED TABLE:250:ASS'Y

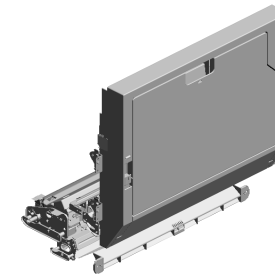
U006_S004_S002_S001
D1382784
SIDE FENCE:REAR:ASS'Y



U001	U002	U003	U004	U005	U006	U007	U008	U009	U010	U011	U012	U013	U014	U015	U016	U017	U018	U019	U020	U021
------	------	------	------	------	-------------	------	------	------	------	------	------	------	------	------	------	------	------	------	------	------

U006 BY-PASS FEED

- 38.AA143599 STEPPED SCREW: M3:ROUND POINT 201611-04 X/O
- 84.D1362672 SHAFT:DRIVEN ROLLER
- 16.08050092 (x2) RETAINING RING - 3M
- 6.04543008Q (x3) TAPPING SCREW: 3X8
- 52.AW020209 ENCODER:PAPER THICK



36.AA100014
RETAINING RING
C - SEPARATE



85.D1362673
(x4)
PLAIN SHAFT BEARING:CONNECTING



91.D1362715
(x6)
TENSION SPRING:DRIVEN:CONNECTING



3.03603006N
SCREW - M3X6



78.D1362657
JOINT:CONNECTING:DRIVE



92.D1362718
GUIDE PLATE:CONNECTING:FRONT LEFT

93.D1362719
GUIDE:CONNECTING:FRONT LEFT

94.D1362721
GUIDE PLATE:CONNECTING:DRIVE

83.D1362671
SHAFT:DRIVEN ROLLER:ENCODER

90.D1362714
(x3)
ROLLER:CONNECTING:DIA20




19.11050692
CLAMP:LES-0503



21.11050758
(x6)
CLAMP:LWSM-030 6A



5.04543006Q
(x23)
TAPPING SCREW - M3X6



12.07200060E
(x2)
RETAINING RING - M6

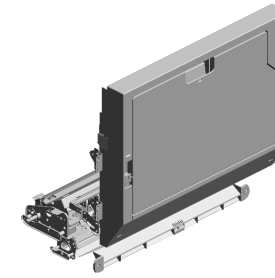


14.07413708
(x2)
BALL BEARING - 8 X12X3.5MM

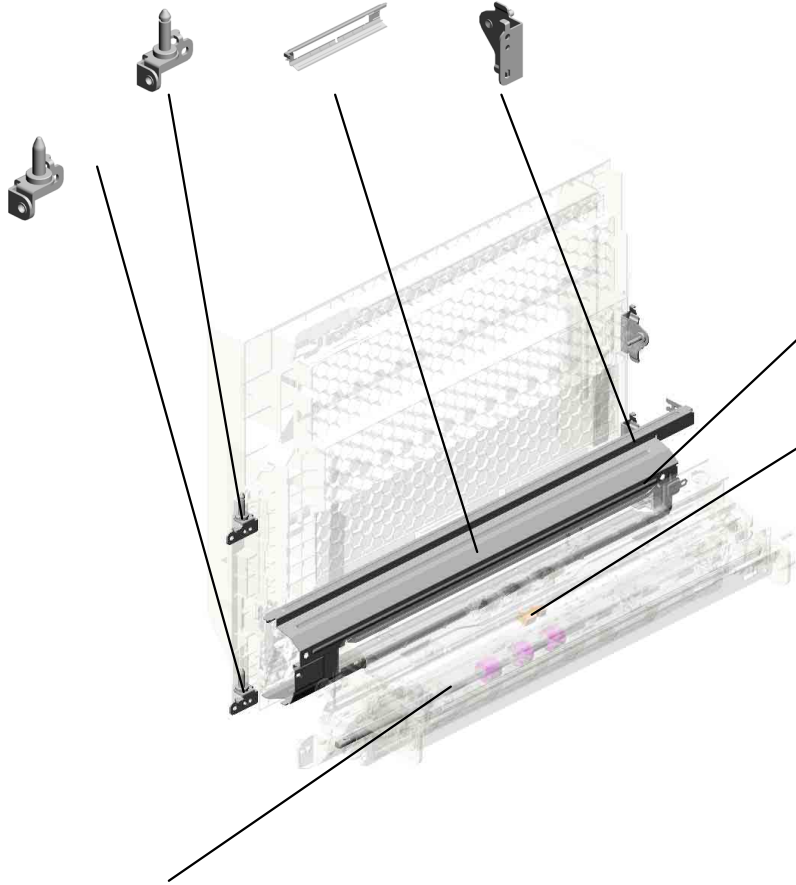


U006 BY-PASS FEED

107.D1362815 BRACKET:HINGE:MANUAL FEED:UPPER:ASSY
 106.D1362814 INNER COVER:MANUAL FEED:LOWER:ASSY
 102.D1362801 (x2) BRACKET:LEVER:FRONT:MANUAL FEED:ASSY



108.D1362816 BRACKET:HINGE:MANUAL FEED:LOWER:ASSY



111.D1362848 GUIDE:POSITIONING:FRONT:MANUAL FEED UNIT


176.GW010007 PHOTO REFLECTOR ON SENSOR:EXIT

95.D1362729 TRANSPORT ROLLER:CONNECTING:DRIVE

U001	U002	U003	U004	U005	U006	U007	U008	U009	U010	U011	U012	U013	U014	U015	U016	U017	U018	U019	U020	U021
------	------	------	------	------	------	------	------	------	------	------	------	------	------	------	------	------	------	------	------	------

U006_S001
GUIDE PLATE:CONNECTING:FRONT RIGHT:ASS'Y


177:M0262657
SHEET:VERTICAL
TRANSPORT:SENS
OR



87:D1362702
GUIDE PLATE:CON
NECTING:FRONT
RIGHT:ASS'Y

U001	U002	U003	U004	U005	U006	U007	U008	U009	U010	U011	U012	U013	U014	U015	U016	U017	U018	U019	U020	U021
------	------	------	------	------	-------------	------	------	------	------	------	------	------	------	------	------	------	------	------	------	------

U006_S002
GUIDE PLATE:DRIVEN:CONNECTING:ASS'Y



192.D1362707
GUIDE PLATE:DRI
VEN:CONNECTING
:ASS'Y



88.D1362708
GUIDE PLATE:DRI
VEN:CONNECTING
:ASS'Y



U001	U002	U003	U004	U005	U006	U007	U008	U009	U010	U011	U012	U013	U014	U015	U016	U017	U018	U019	U020	U021
------	------	------	------	------	-------------	------	------	------	------	------	------	------	------	------	------	------	------	------	------	------

U006_S003

REGISTRATION ROLLER:PRO:ASS'Y

- 21.11050758 (x3) CLAMP:LWSM-030 6A
- 37.AA140944 SHAFT:LEVER:OPEN AND CLOSE
- 46.AF020792 REGISTRATION ROLLER:DRIVE
- 52.AW020209 ENCODER:PAPER THICK
- 6.04543008Q TAPPING SCREW: 3X8



185.D1382552
[A]
 REGISTRATION ROLLER:PRO:ASS'Y
 201605-05 O/O

43.AB011569
 GEAR:Z25:DRIVE:REGISTRATION ROLLER



13.07200080E
 RETAINING RING - M8



54.AW500040
 PUSH SWITCH:SW 1AG-550:10MA



14.07413708 (x4)
 BALL BEARING - 8 X12X3.5MM



19.11050692 (x2)
 CLAMP:LES-0503



61.D1362569
 GUIDE PLATE:REGISTRATION:LOWER:ASS'Y



16.08050092 (x2)
 RETAINING RING - M3



11.07200040E (x2)
 RETAINING RING - M4



30.AA063723
 COMPRESSION SPRING:RING:STAY:REGISTRATION:5N



5.04543006Q (x20)
 TAPPING SCREW - M3X6



4.04543006N (x2)
 TAPPING SCREW: ROUND POINT:3X6



29.AA063716
 COMPRESSION SPRING:RING:LEVER:OPEN AND CLOSE



12.07200060E (x4)
 RETAINING RING - M6



62.D1362573 (x3)
 COLLAR:REGISTRATION:DRIVE



3.03603006N
 SCREW - M3X6



U001	U002	U003	U004	U005	U006	U007	U008	U009	U010	U011	U012	U013	U014	U015	U016	U017	U018	U019	U020	U021
------	------	------	------	------	------	------	------	------	------	------	------	------	------	------	------	------	------	------	------	------

REGISTRATION ROLLER:PRO:ASS'Y

86.D1362678
COVER:MANUAL FEED:ENTRANCE:UPPER

82.D1362670
(x3)
ROLLER:DIA18:CONNECTING:MANUAL FEED

81.D1362665
GUIDE PLATE:CONNECTING:MANUAL FEED:UPPER:ASS'Y

91.D1362715
(x6)
TENSION SPRING:DRIVEN:CONNECTING

64.D1362579
LEVER:LOCK:INNER BACK



185.D1382552
[A]
REGISTRATION ROLLER:PRO:ASS'Y
201605-05 O/O

83.D1362671
SHAFT:DRIVEN ROLLER:ENCODER

76.D1362652
GUIDE PLATE:CONNECTING:REGISTRATION:ASS'Y

63.D1362577
LEVER:LOCK:FRONT:ASS'Y

65.D1362580
PLAIN SHAFT BEARING:LEVER:OPEN AND CLOSE:FRONT

66.D1362581
PLAIN SHAFT BEARING:LEVER:OPEN AND CLOSE:INNER BACK

78.D1362657
JOINT:CONNECTING:DRIVE

84.D1362672
SHAFT:DRIVEN ROLLER

77.D1362656
TRANSPORT ROLLER:CONNECTING:MANUAL FEED:DRIVE

85.D1362673
(x4)
PLAIN SHAFT BEARING:CONNECTING

177.M0262657
SHEET:VERTICAL TRANSPORT:SENSOR

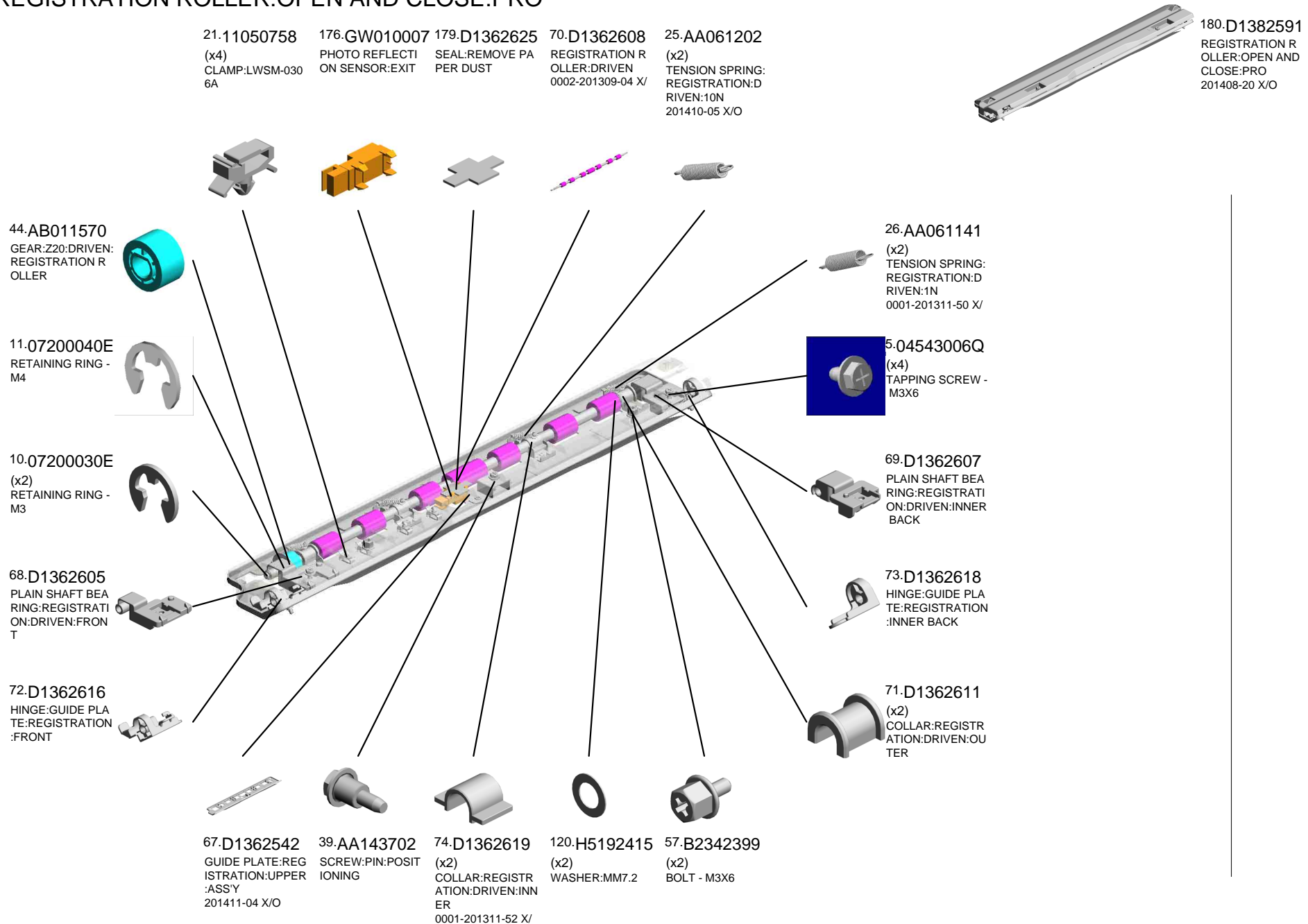
79.D1362660
GUIDE PLATE:CONNECTING:MANUAL FEED:LOWER:ASS'Y

80.D1362663
GUIDE:CONNECTING:MANUAL FEED:LOWER



D1382551
[A]
REGISTRATION ROLLER:ASS'Y
201605-05 O/O

REGISTRATION ROLLER:OPEN AND CLOSE:PRO




U006_S003_S001_S001
COVER:REGISTRATION:UPPER:ASS'Y

24-AA003055 23-AA000291
DECAL:COVER:PU (x2)
SH DECAL:POSITIONI
NG DISPLAY:SCRE
W:PP



124-D1382632
COVER:REGISTRA
TION:UPPER:ASS'
Y

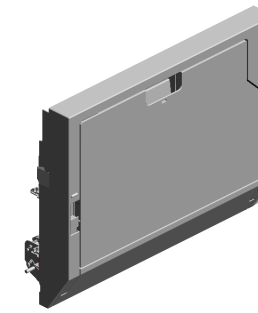


75-D1362639
(x2)
COMPRESSION SP
RING:COVER:REGI
STRATION

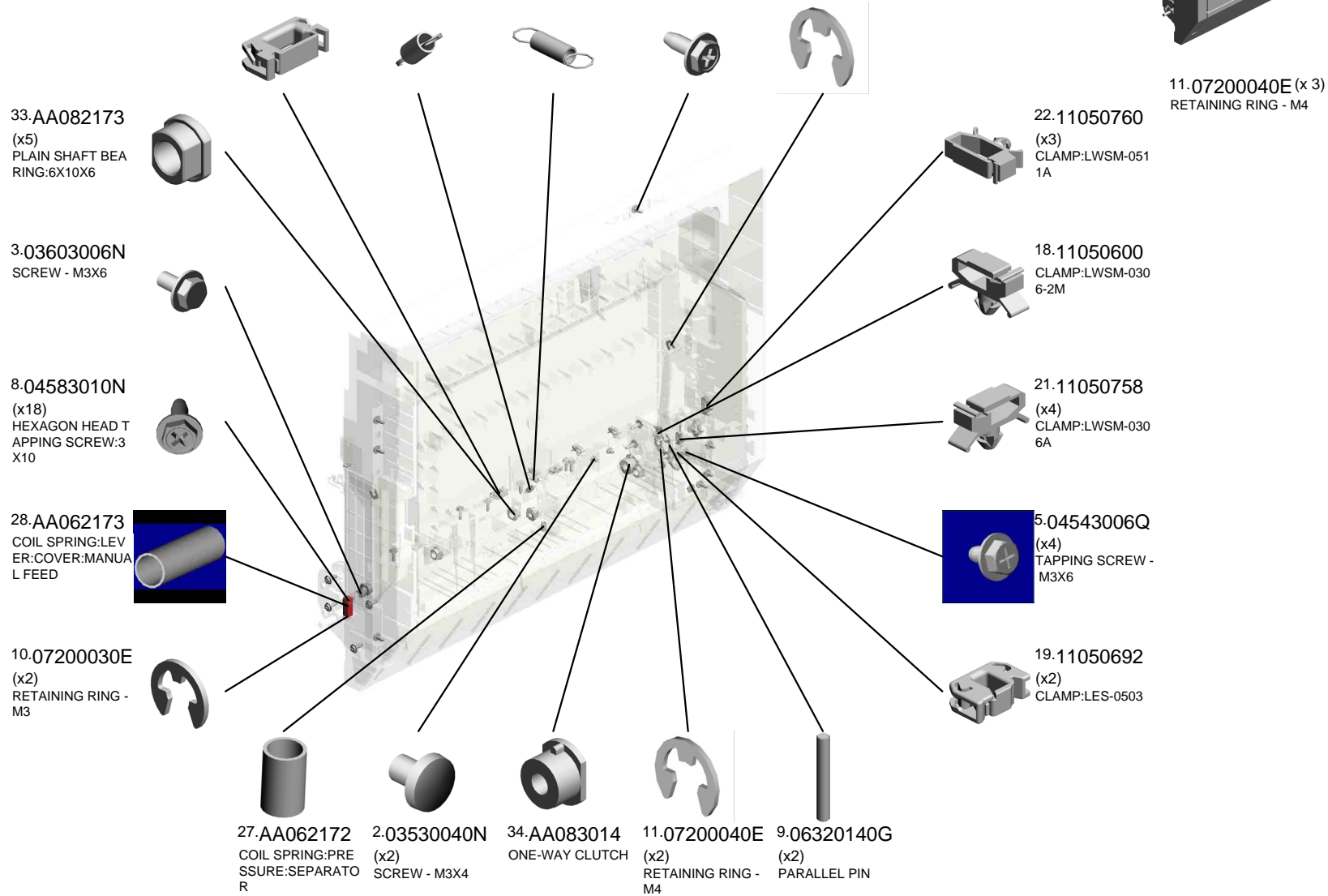
U001	U002	U003	U004	U005	U006	U007	U008	U009	U010	U011	U012	U013	U014	U015	U016	U017	U018	U019	U020	U021
------	------	------	------	------	-------------	------	------	------	------	------	------	------	------	------	------	------	------	------	------	------

U006_S004
MANUAL FEED UNIT:250:ASS'Y

- 20.11050723 CLAMPS:WES-050 7
- 31.AA063761 COIL SPRING:REL EASE:PICKUP:MANUAL FEED
- 32.AA063763 COIL SPRING:PRE SSURE:PICKUP
- 7.04583008N (x3) HEXAGON HEAD TAPPING SCREW:3 X8
- 11.07200040E (x7) RETAINING RING - M4 201504-04 X/O

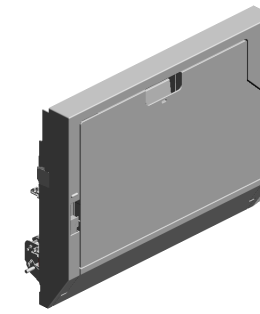


191.D1382870
[A]
MANUAL FEED UNIT:250:ASS'Y
201704-03 O/O

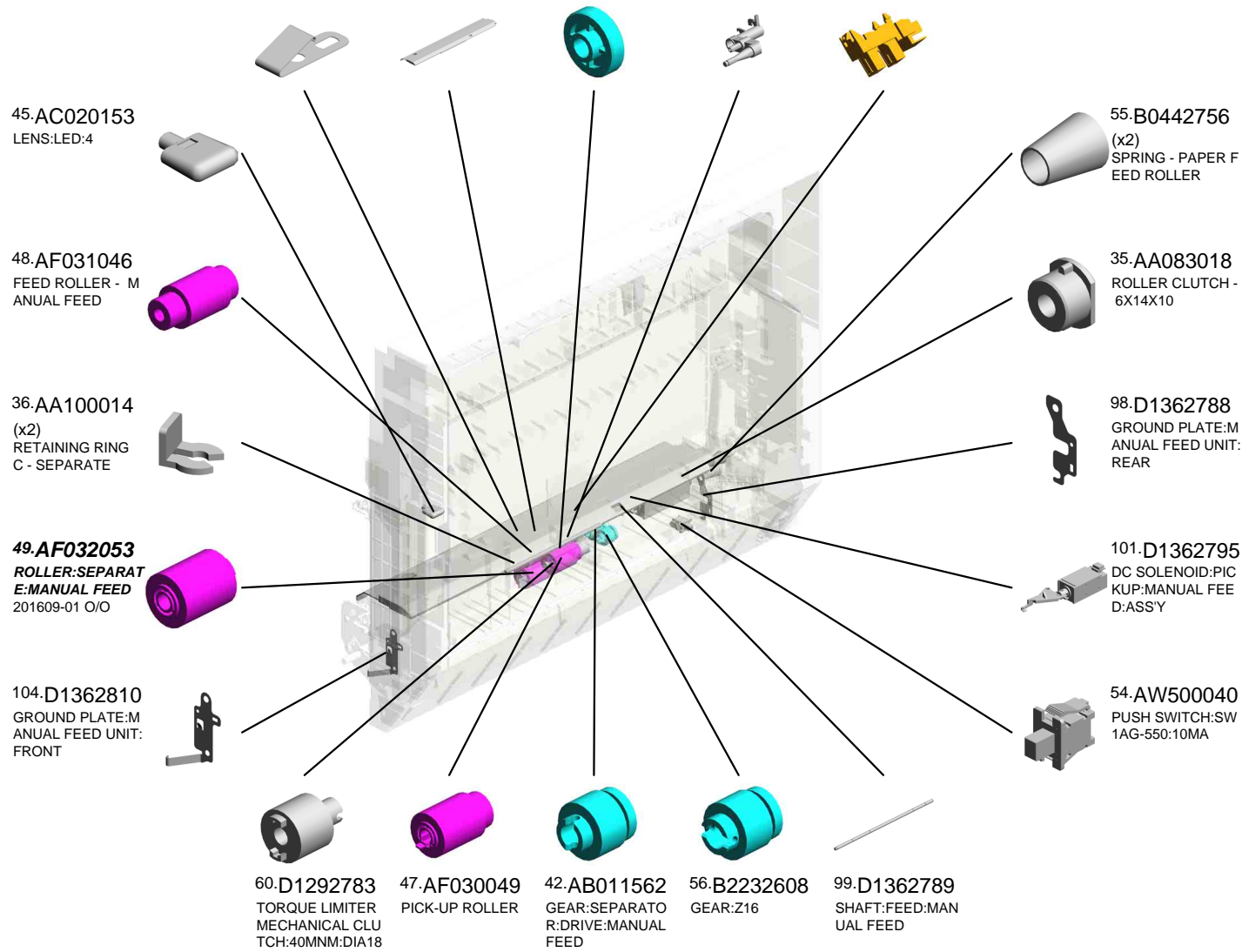


U006_S004
MANUAL FEED UNIT:250:ASS'Y

- 97.D1362786 GROUND PLATE:SENSOR:MANUAL FEED
- 96.D1362778 COVER:MANUAL FEED UNIT
- 40.AB011387 GEAR - 23Z
- 100.D1362790 ARM:PICKUP:MANUAL FEED
- 51.AW020198 PHOTOINTERRUPTOR:LG2A14NL1




191.D1382870
[A]
MANUAL FEED UNIT:250:ASS'Y
201704-03 O/O



U001	U002	U003	U004	U005	U006	U007	U008	U009	U010	U011	U012	U013	U014	U015	U016	U017	U018	U019	U020	U021
------	------	------	------	------	------	------	------	------	------	------	------	------	------	------	------	------	------	------	------	------

U006_S004
MANUAL FEED UNIT:250:ASS'Y

153.D1382822 LENS:LED:AUXILIARY
126.D1382766 GUIDE PLATE:SEPARATOR:ASS'Y
151.D1382861 COVER:MANUAL FEED
201410-16 X/O
116.D1362872 BRACKET:STOPPER:MANUAL FEED
117.D1362873 ARM:STOPPER:MANUAL FEED



191.D1382870
[A]
MANUAL FEED UNIT:250:ASS'Y
201704-03 O/O

154.D1382823
BRACKET:COVER:MANUAL FEED:FRONT:ASS'Y



155.D1382825
LEVER:COVER:MANUAL FEED



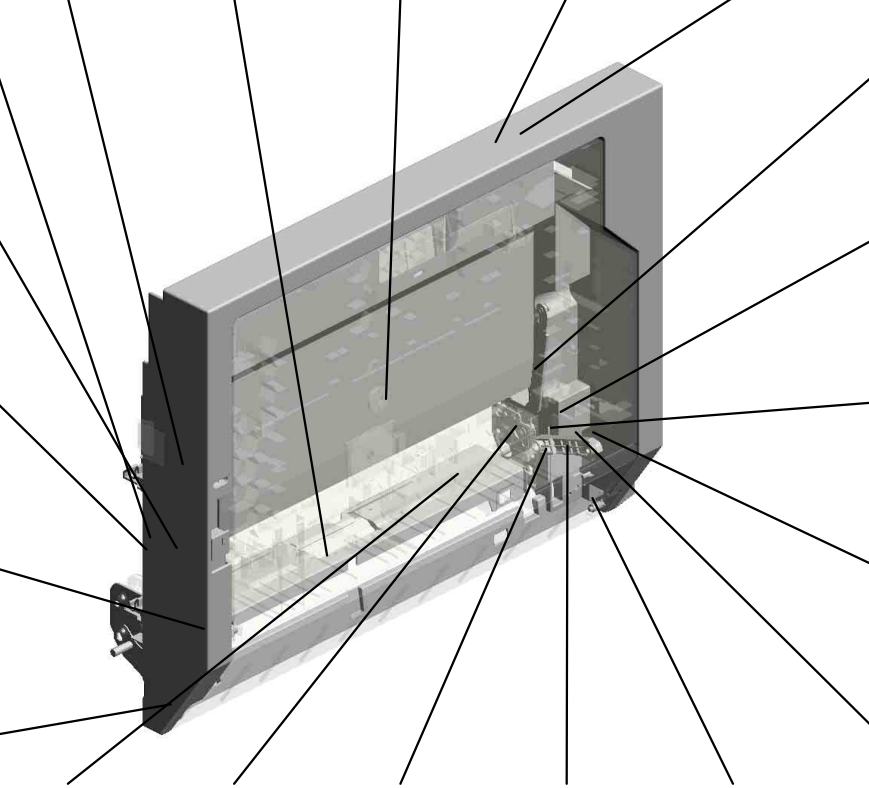
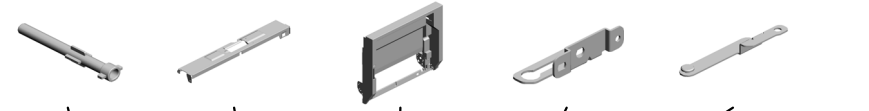
110.D1362844
SHAFT:LEVER:MANUAL FEED:FRONT



128.D1382772
ARM:MANUAL FEED:SHORT:FRONT



156.D1382862
TORSION SPRING:COVER:MANUAL FEED:FRONT
201409-18 X/O



127.D1382770
ARM:MANUAL FEED:FRONT



115.D1362871
JOINT:MANUAL FEED SUB-UNIT:FEED



114.D1362870
JOINT:MANUAL FEED SUB-UNIT:REVERSE



109.D1362829
GROUND PLATE:MANUAL FEED:COVER:REAR



152.D1382821
BRACKET:CONNECTOR:LOWER:MANUAL FEED TABLE



105.D1362812
SHAFT:SEPARATOR:DRIVE



125.D1382762
BRACKET:ARM:MANUAL FEED:REAR:ASS'Y



113.D1362854
GROUND PLATE:MANUAL FEED:REAR



129.D1382775
ARM:MANUAL FEED:SHORT:REAR




157.D1382827
TORSION SPRING:COVER:MANUAL FEED:REAR



U006_S004
 MANUAL FEED UNIT:250:ASS'Y

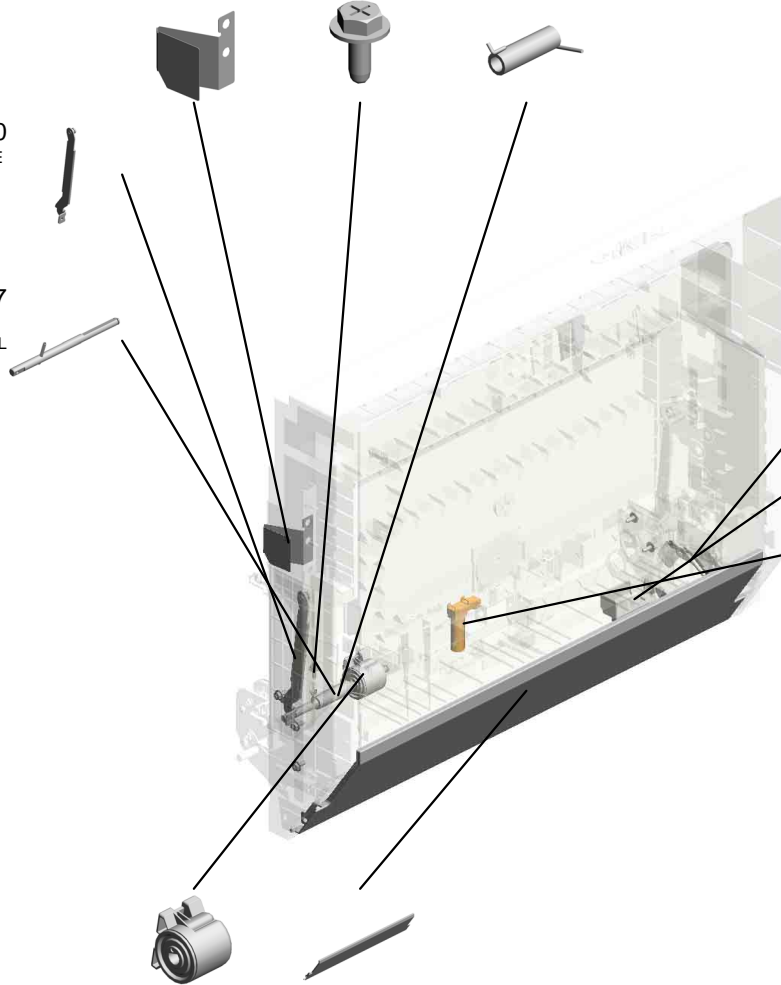
190.D2612714 SHEET:LEVER
 201701-04
 189.04543008N (x7)
 TAPPING SCREW:
 ROUND POINT:3X8
 164.D1382839 TORSION SPRING:
 MANUAL FEED:OP
 EN AND CLOSE



191.D1382870
 [A]
 MANUAL FEED UNI
 T:250:ASS'Y
 201704-03 O/O

165.D1382840
 ARM:MANUAL FEE
 D:FRONT

163.D1382837
 SHAFT:MANUAL F
 EED:OPEN AND CL
 OSE:PRESS FIT



171.D1382848
 BRACKET:CONNE
 CTOR

166.D1382842
 COVER:SENSOR:S
 ET SENSOR:MANU
 AL FEED TABLE

176.GW010007
 PHOTO REFLECTI
 ON SENSOR:EXIT

162.D1382836 DAMPER:MANUAL
 FEED:OPEN AND C
 LOSE
 158.D1382828 COVER:MANUAL F
 EED:LOWER



D1382863
 [A]
 MANUAL FEED UNI
 T:250:ASS'Y
 201704-03 O/O

U001	U002	U003	U004	U005	U006	U007	U008	U009	U010	U011	U012	U013	U014	U015	U016	U017	U018	U019	U020	U021
------	------	------	------	------	------	------	------	------	------	------	------	------	------	------	------	------	------	------	------	------

U006_S004_S001
SHAFT:SEPARATOR:DRIVEN:ASS'Y

11.07200040E
RETAINING RING -
M4




103.D1362803
SHAFT:SEPARATO
R:DRIVEN:ASS'Y

U001	U002	U003	U004	U005	U006	U007	U008	U009	U010	U011	U012	U013	U014	U015	U016	U017	U018	U019	U020	U021
------	------	------	------	------	-------------	------	------	------	------	------	------	------	------	------	------	------	------	------	------	------

U006_S004_S002
 MANUAL FEED TABLE:250:ASS'Y

- 135.D1382792 EXTENSION TRAY: AUXILIARY:MANUAL FEED
- 134.D1382791 EXTENSION TRAY: MANUAL FEED
- 112.D1362849 FEELER:PAPER SIZE SENSOR:MANUAL FEED
- 7.04583008N (x14) HEXAGON HEAD TAPPING SCREW:3 X8
- 21.11050758 (x6) CLAMP:LWSM-030 6A



173.D1382864
 [A]
 MANUAL FEED TABLE:250:ASS'Y
 201704-01 X/O

130.D1382780
 COVER:MANUAL FEED TABLE



136.D1382793
 HOLDER:EXTENSION TRAY:FRONT



41.AB011561
 GEAR:MANUAL FEED



59.D1172846
 (x2)
 RETAINING RINGS:
 SILENCER:DIA3



131.D1382856
 SIDE FENCE:FRONT
 201411-16



3.03603006N
 (x2)
 SCREW - M3X6



1.03130060N
 SCREW - M3X6



53.AW500039
 ROTARY SWITCH:
 PAPER SIZE SENSOR:
 OR: CW



50.AW010150
 PHOTO REFLECTIVE
 SENSOR:ORIGINAL TRAY



11.07200040E
 (x2)
 RETAINING RING -
 M4
 201504-04 X/O



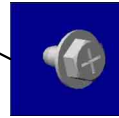
58.D0812966
 DC MOTOR:ASS'Y:
 1.007W:BRUSH



137.D1382794
 HOLDER:EXTENSION TRAY:REAR



5.04543006Q
 (x2)
 TAPPING SCREW -
 M3X6



33.AA082173
 PLAIN SHAFT BEARING
 RING:6X10X6

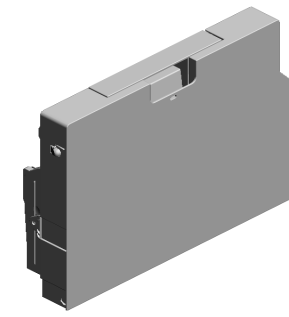


51.AW020198
 (x2)
 PHOTO INTERRUPTOR:
 LG2A14NL1



U006_S004_S002
 MANUAL FEED TABLE:250:ASS'Y

- 147.D1382809 COIL SPRING:TORQUE LIMITER MECHANICAL CLUTCH
- 145.D1382807 GEAR:TORQUE LIMITER MECHANICAL CLUTCH
- 169.D1382845 STOPPER:COVER:MANUAL FEED:REAR
- 140.D1382802 GEAR:LIFT MOTOR :1
- 146.D1382808 BRACKET:LIFT MOTOR:2




173.D1382864
 [A]
 MANUAL FEED TABLE:250:ASS'Y
 201704-01 X/O


167.D1382843
 DECAL:CAUTION:OPER SET DIRECT
 ION:MANUAL FEED



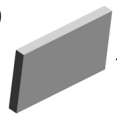
170.D1382846
 (x2)
 COMPRESSION SPRING:STOPPER:GUIDE



168.D1382844
 STOPPER:COVER:MANUAL FEED:FRONT



150.D1382819
 FRICTION PAD:MANUAL FEED TABLE:13X7.5



139.D1382798
 GROUND PLATE:OPER END



160.D1382833
 LEVER:RISE



149.D1382817
 COVER:HARNESSE:BASE:MANUAL FEED TABLE



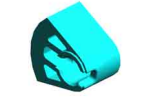
159.D1382831
 SHAFT:RISE:ASS'Y



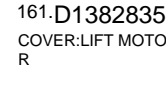
138.D1382797
 COVER:HARNESSE:MANUAL FEED TABLE



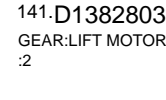
144.D1382806
 GEAR:LIFT MOTOR :JOINT



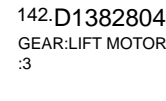
161.D1382835
 COVER:LIFT MOTOR



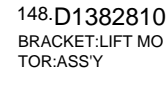
141.D1382803
 GEAR:LIFT MOTOR :2



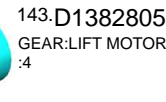
142.D1382804
 GEAR:LIFT MOTOR :3



148.D1382810
 BRACKET:LIFT MOTOR:ASS'Y

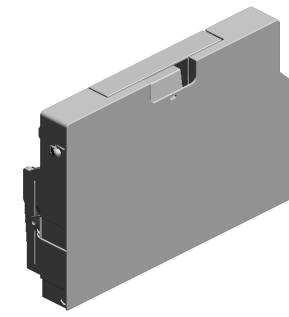


143.D1382805
 GEAR:LIFT MOTOR :4

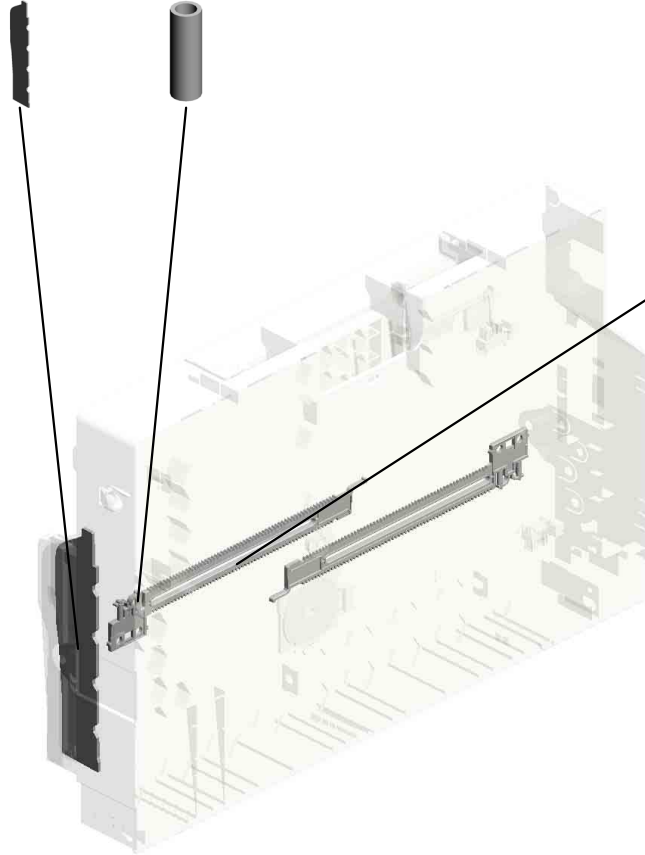


U006_S004_S002
MANUAL FEED TABLE:250:ASS'Y

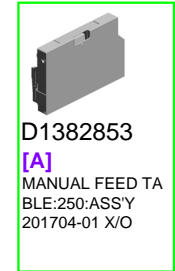
184.D1382866 175.D1492668
BRUSH:SIDE FENC (x4)
E:FRONT:250 COMPRESSION SP
201411-17 X/O RING:RACK:MANU
AL FEED



173.D1382864
[A]
MANUAL FEED TA
BLE:250:ASS'Y
201704-01 X/O




174.D1382854
(x2)
RACK:MANUAL FE
ED



D1382853
[A]
MANUAL FEED TA
BLE:250:ASS'Y
201704-01 X/O

U006_S004_S002_S001
SIDE FENCE:REAR:ASS'Y

133.D1382786
DECAL:SIDE FENC
E:MANUAL FEED:2
50



132.D1382784
SIDE FENCE:REAR
:ASS'Y

U001	U002	U003	U004	U005	U006	U007	U008	U009	U010	U011	U012	U013	U014	U015	U016	U017	U018	U019	U020	U021
------	------	------	------	------	-------------	------	------	------	------	------	------	------	------	------	------	------	------	------	------	------

U007.PAPER FEED

U007_S005
D1366698
DC SOLENOID:TANDEM TRAY:LOCK:ASSY

U007_S004
D1356639
PAPER FEED UNIT:NO.1:ASSY

U007_S001
D1356612
DOOR:VERTICAL TRANSPORT:ASSY

U007_S010
D1386682
HEAT SINK:HEATER:UPPER:ASSY

U007_S011
D1386685
HEAT SINK:HEATER:LOWER:ASSY

U007_S012
D1356756
PAPER TRAY:NO.4:ASSY

U007_S008
AX040281
DC MOTOR:RISING TRAY:1.07W:BRUSH

U007_S006
D1366751
LEVER:STRETCH:PAPER TRAY:ASSY

U007_S007
D1366751
LEVER:STRETCH:PAPER TRAY:ASSY

U007_S002
D1356640
PAPER FEED UNIT:NO.2:ASSY

U007_S003
D1356640
PAPER FEED UNIT:NO.2:ASSY

U007_S009
AX040281
DC MOTOR:RISING TRAY:1.07W:BRUSH

U007.PAPER FEED

U007_S014
D1357599
(NA):TANDEM LCT:LEFT:NA:
ASSY

U007_S016
D1357598
(CHN/EU/AA):TANDEM LCT:L
EFT:EU:ASSY

U007_S017
D1357598
(CHN/EU/AA):TANDEM LCT:L
EFT:EU:ASSY

U007_S021
D1357560
(CHN/EU/AA):TANDEM TRAY:
RIGHT:EU:ASSY

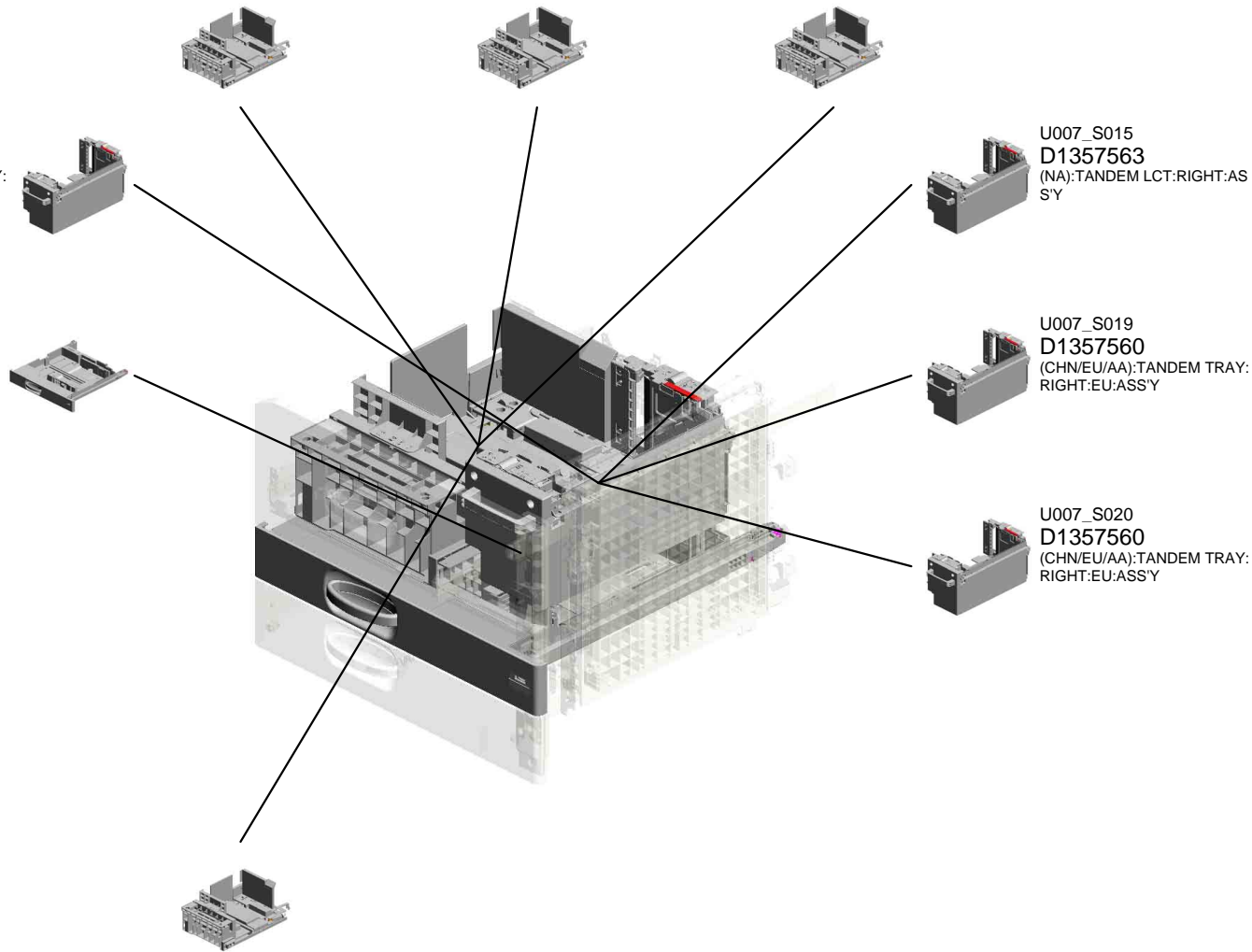
U007_S015
D1357563
(NA):TANDEM LCT:RIGHT:AS
S'Y

U007_S013
D1356757
PAPER TRAY:ASSY

U007_S019
D1357560
(CHN/EU/AA):TANDEM TRAY:
RIGHT:EU:ASSY

U007_S020
D1357560
(CHN/EU/AA):TANDEM TRAY:
RIGHT:EU:ASSY

U007_S018
D1357598
(CHN/EU/AA):TANDEM LCT:L
EFT:EU:ASSY

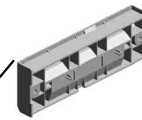



U001	U002	U003	U004	U005	U006	U007	U008	U009	U010	U011	U012	U013	U014	U015	U016	U017	U018	U019	U020	U021
------	------	------	------	------	------	------	------	------	------	------	------	------	------	------	------	------	------	------	------	------

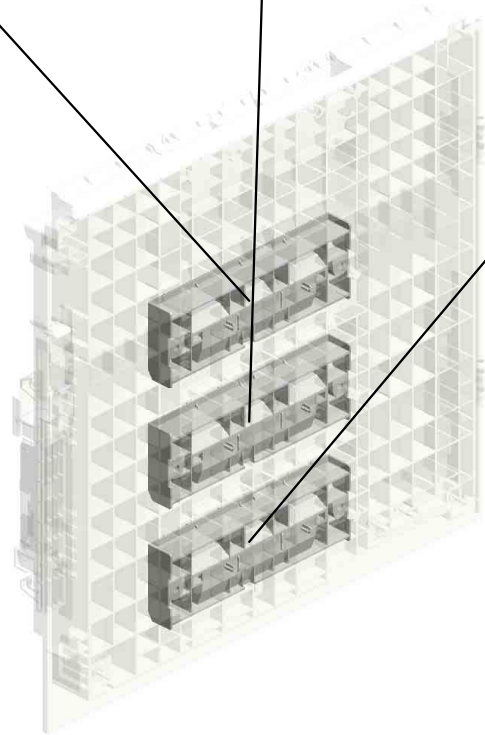
U007_S001.DOOR:VERTICAL TRANSPORT:ASS'Y

U007_S001_S003
D1356602
GUIDE PLATE:FLAT CONVEY
ER BELT:NO.2:ASS'Y

U007_S001_S002
D1356602
GUIDE PLATE:FLAT CONVEY
ER BELT:NO.2:ASS'Y



U007_S001_S001
D1356602
GUIDE PLATE:FLAT CONVEY
ER BELT:NO.2:ASS'Y



U001	U002	U003	U004	U005	U006	U007	U008	U009	U010	U011	U012	U013	U014	U015	U016	U017	U018	U019	U020	U021
------	------	------	------	------	------	------	------	------	------	------	------	------	------	------	------	------	------	------	------	------

U007_S002.PAPER FEED UNIT:NO.2:ASS'Y


U007_S002_S001
D1356667
SHAFT:SEPARATE:DRIVEN:A
SS'Y



U001	U002	U003	U004	U005	U006	U007	U008	U009	U010	U011	U012	U013	U014	U015	U016	U017	U018	U019	U020	U021
------	------	------	------	------	------	------	------	------	------	------	------	------	------	------	------	------	------	------	------	------

U007_S003.PAPER FEED UNIT:NO.2:ASS'Y


U007_S003_S001
D1356667
SHAFT:SEPARATE:DRIVEN:A
SS'Y



U001	U002	U003	U004	U005	U006	U007	U008	U009	U010	U011	U012	U013	U014	U015	U016	U017	U018	U019	U020	U021
------	------	------	------	------	------	------	------	------	------	------	------	------	------	------	------	------	------	------	------	------

U007_S004.PAPER FEED UNIT:NO.1:ASS'Y

U007_S004_S001
D1356667
SHAFT:SEPARATE:DRIVEN:A
SS'Y



U001	U002	U003	U004	U005	U006	U007	U008	U009	U010	U011	U012	U013	U014	U015	U016	U017	U018	U019	U020	U021
------	------	------	------	------	------	------	------	------	------	------	------	------	------	------	------	------	------	------	------	------

U007_S012.PAPER TRAY:NO.4:ASS'Y

U007_S012_S004
D0BQ2840
END FENCE:PAPER TRAY:A
SS'Y

U007_S012_S003
D1356732
COVER:PAPER TRAY:NO.4:A
SS'Y

U007_S012_S001
D1356718
SIDE FENCE:REAR:ASS'Y

U007_S012_S002
D1492878
SIDE FENCE:FRONT:ASS'Y

U001	U002	U003	U004	U005	U006	U007	U008	U009	U010	U011	U012	U013	U014	U015	U016	U017	U018	U019	U020	U021
------	------	------	------	------	------	------	------	------	------	------	------	------	------	------	------	------	------	------	------	------

U007_S013.PAPER TRAY:ASS'Y

U007_S013_S004
D0BQ2840
END FENCE:PAPER TRAY:A
SS'Y

U007_S013_S003
D1356730
COVER:PAPER TRAY:NO.3:A
SS'Y

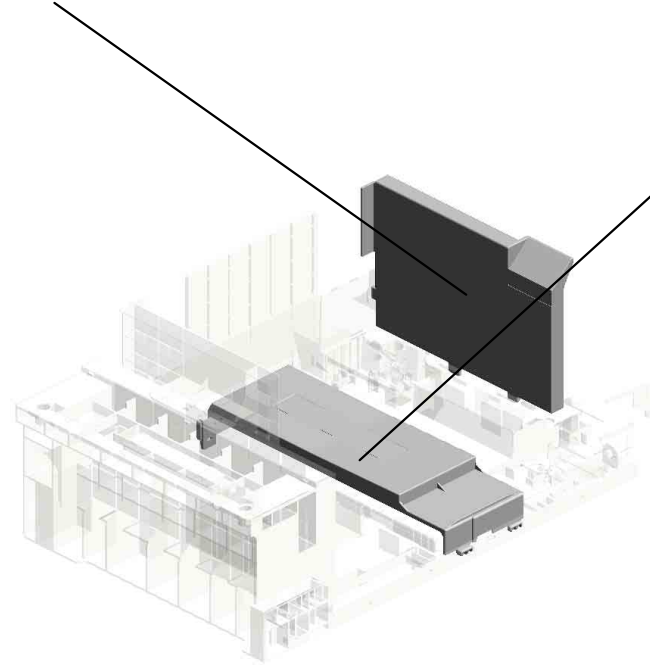
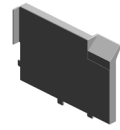
U007_S013_S001
D1356718
SIDE FENCE:REAR:ASS'Y

U007_S013_S002
D1492878
SIDE FENCE:FRONT:ASS'Y


U001	U002	U003	U004	U005	U006	U007	U008	U009	U010	U011	U012	U013	U014	U015	U016	U017	U018	U019	U020	U021
------	------	------	------	------	------	------	------	------	------	------	------	------	------	------	------	------	------	------	------	------

U007_S014.(NA):TANDEM LCT:LEFT:NA:ASS'Y

U007_S014_S001
D1357516
SIDE FENCE:LEFT REAR:TA
NDEM LCT:ASS'Y



U007_S014_S002
D1367581
COVER:TIMING BELT:TANDE
M TRAY:ASS'Y



U001	U002	U003	U004	U005	U006	U007	U008	U009	U010	U011	U012	U013	U014	U015	U016	U017	U018	U019	U020	U021
------	------	------	------	------	------	------	------	------	------	------	------	------	------	------	------	------	------	------	------	------

U007_S015.(NA):TANDEM LCT:RIGHT:ASS'Y

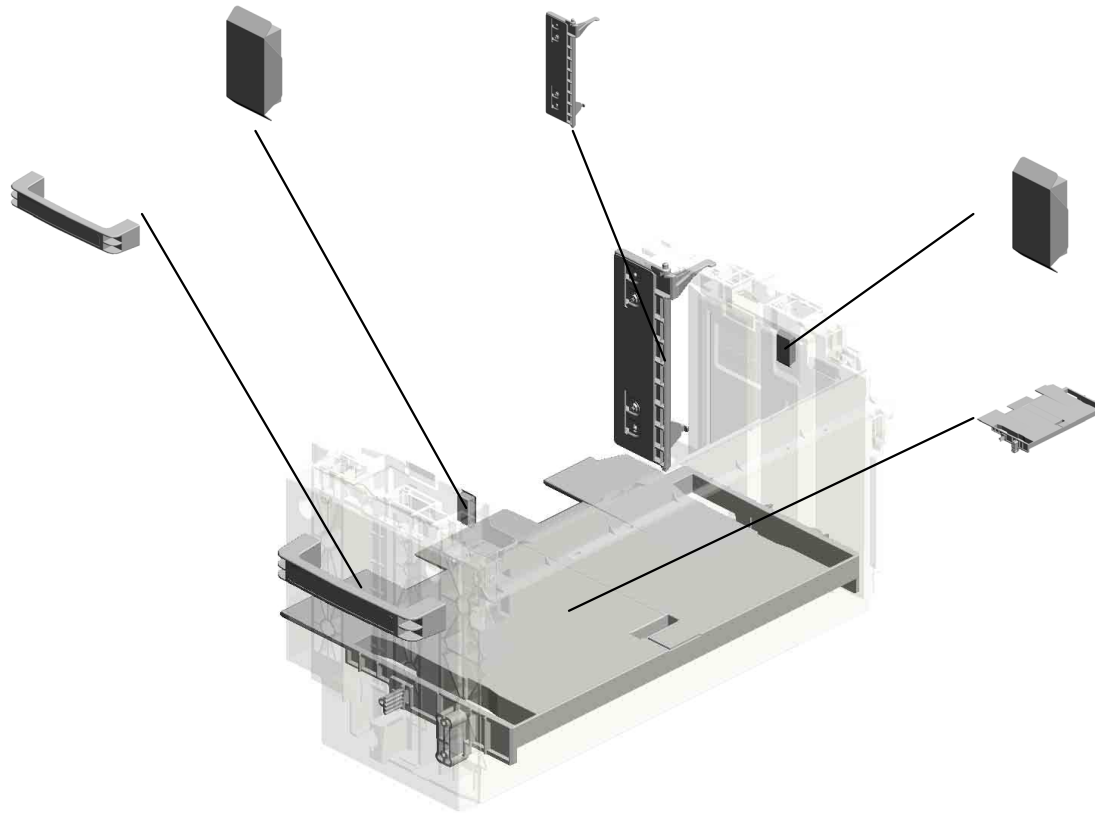
U007_S015_S002
D0596690
PLATE:PAPER:ASS'Y

U007_S015_S004
D1357510
END FENCE:THREE WAY:AS
S'Y

U007_S015_S003
D1357531
GRIP:INNER COVER:ASS'Y

U007_S015_S001
D0596690
PLATE:PAPER:ASS'Y

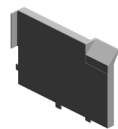
U007_S015_S005
D1366686
TRAY BOTTOM PLATE:ASS'Y



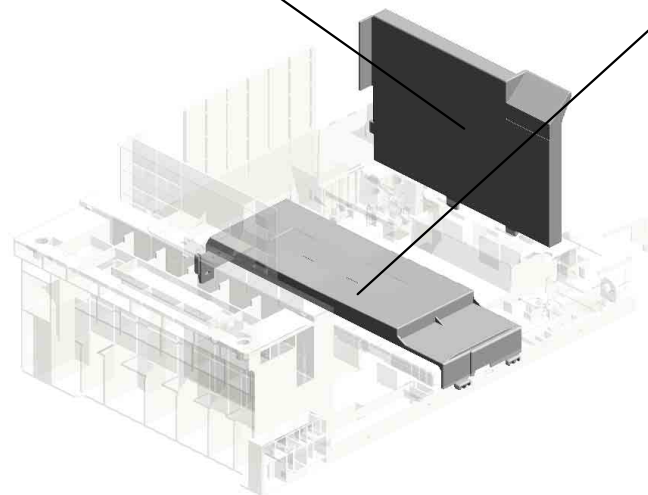

U001	U002	U003	U004	U005	U006	U007	U008	U009	U010	U011	U012	U013	U014	U015	U016	U017	U018	U019	U020	U021
------	------	------	------	------	------	------	------	------	------	------	------	------	------	------	------	------	------	------	------	------

U007_S016.(CHN/EU/AA):TANDEM LCT:LEFT:EU:ASS'Y

U007_S016_S001
D1357516
SIDE FENCE:LEFT REAR:TA
NDEM LCT:ASS'Y



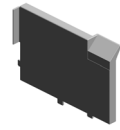
U007_S016_S002
D1367581
COVER:TIMING BELT:TANDE
M TRAY:ASS'Y



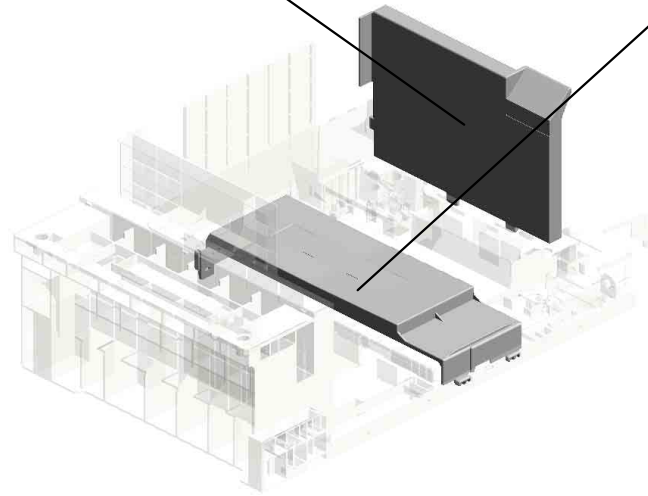

U001	U002	U003	U004	U005	U006	U007	U008	U009	U010	U011	U012	U013	U014	U015	U016	U017	U018	U019	U020	U021
------	------	------	------	------	------	------	------	------	------	------	------	------	------	------	------	------	------	------	------	------

U007_S017.(CHN/EU/AA):TANDEM LCT:LEFT:EU:ASS'Y

U007_S017_S001
D1357516
SIDE FENCE:LEFT REAR:TA
NDEM LCT:ASS'Y



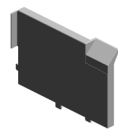
U007_S017_S002
D1367581
COVER:TIMING BELT:TANDE
M TRAY:ASS'Y



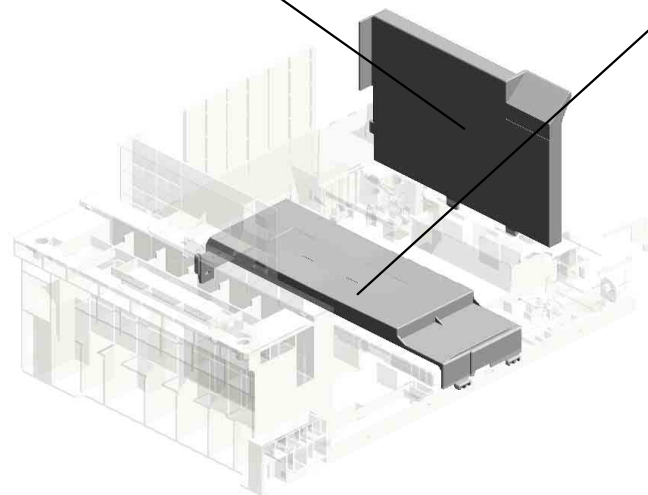

U001	U002	U003	U004	U005	U006	U007	U008	U009	U010	U011	U012	U013	U014	U015	U016	U017	U018	U019	U020	U021
------	------	------	------	------	------	------	------	------	------	------	------	------	------	------	------	------	------	------	------	------

U007_S018.(CHN/EU/AA):TANDEM LCT:LEFT:EU:ASS'Y

U007_S018_S001
D1357516
SIDE FENCE:LEFT REAR:TA
NDEM LCT:ASS'Y



U007_S018_S002
D1367581
COVER:TIMING BELT:TANDE
M TRAY:ASS'Y



U001	U002	U003	U004	U005	U006	U007	U008	U009	U010	U011	U012	U013	U014	U015	U016	U017	U018	U019	U020	U021
------	------	------	------	------	------	------	------	------	------	------	------	------	------	------	------	------	------	------	------	------

U007_S019.(CHN/EU/AA):TANDEM TRAY:RIGHT:EU:ASS'Y

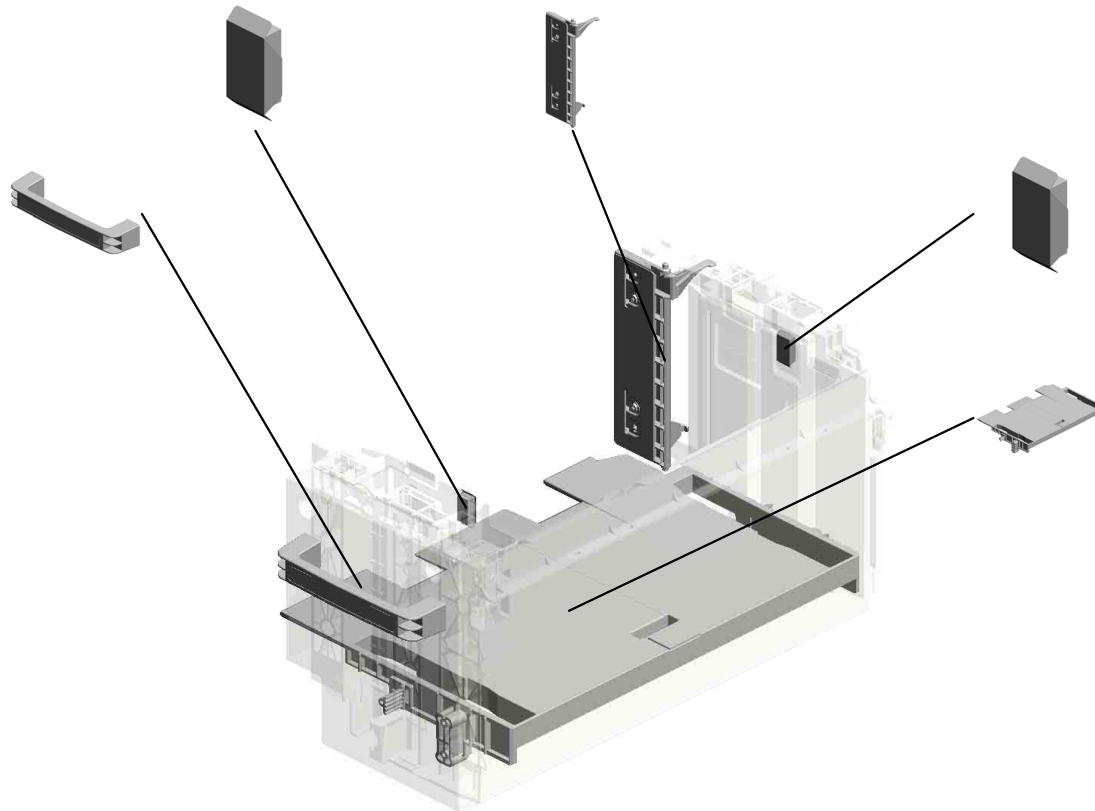
U007_S019_S002
D0596690
PLATE:PAPER:ASS'Y

U007_S019_S004
D1357510
END FENCE:THREE WAY:AS
S'Y

U007_S019_S003
D1357531
GRIP:INNER COVER:ASS'Y

U007_S019_S001
D0596690
PLATE:PAPER:ASS'Y

U007_S019_S005
D1366686
TRAY BOTTOM PLATE:ASS'Y



U001	U002	U003	U004	U005	U006	U007	U008	U009	U010	U011	U012	U013	U014	U015	U016	U017	U018	U019	U020	U021
------	------	------	------	------	------	------	------	------	------	------	------	------	------	------	------	------	------	------	------	------

U007_S020.(CHN/EU/AA):TANDEM TRAY:RIGHT:EU:ASS'Y

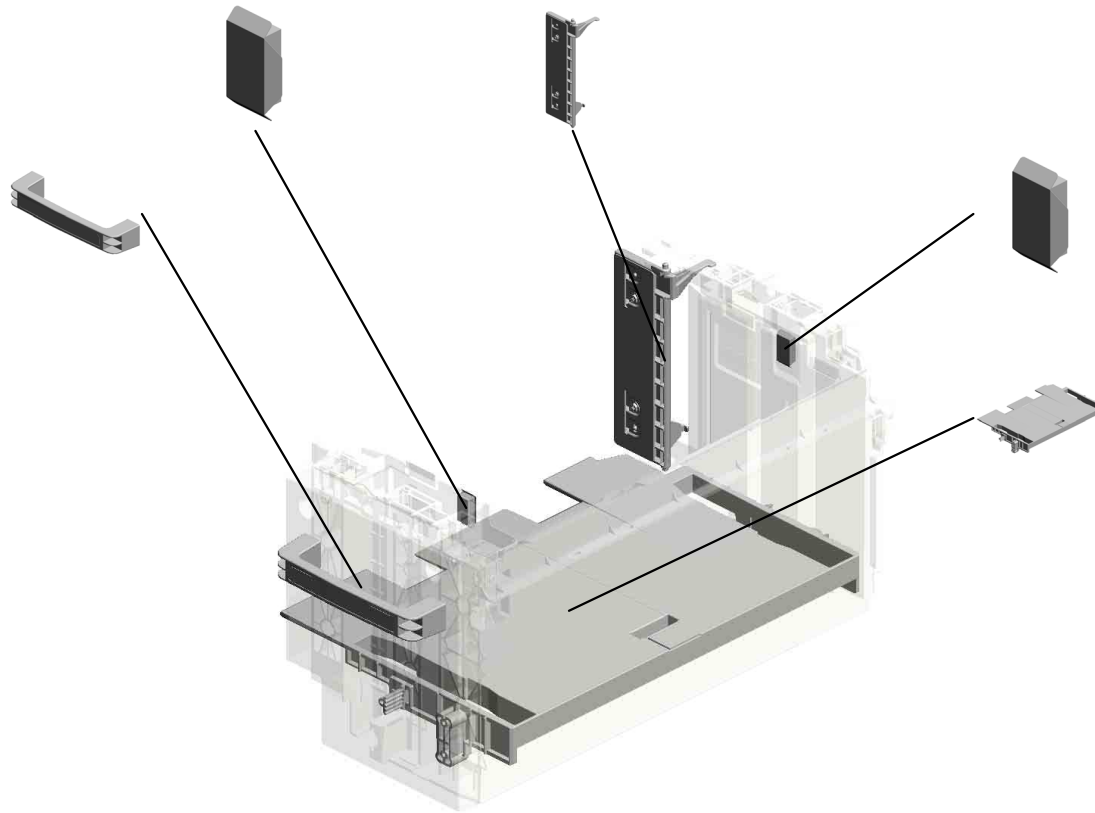
U007_S020_S02
D0596690
PLATE:PAPER:ASS'Y

U007_S020_S04
D1357510
END FENCE:THREE WAY:AS
S'Y

U007_S020_S03
D1357531
GRIP:INNER COVER:ASS'Y

U007_S020_S01
D0596690
PLATE:PAPER:ASS'Y

U007_S020_S05
D1366686
TRAY BOTTOM PLATE:ASS'Y



U001	U002	U003	U004	U005	U006	U007	U008	U009	U010	U011	U012	U013	U014	U015	U016	U017	U018	U019	U020	U021
------	------	------	------	------	------	------	------	------	------	------	------	------	------	------	------	------	------	------	------	------

U007_S021.(CHN/EU/AA):TANDEM TRAY:RIGHT:EU:ASS'Y

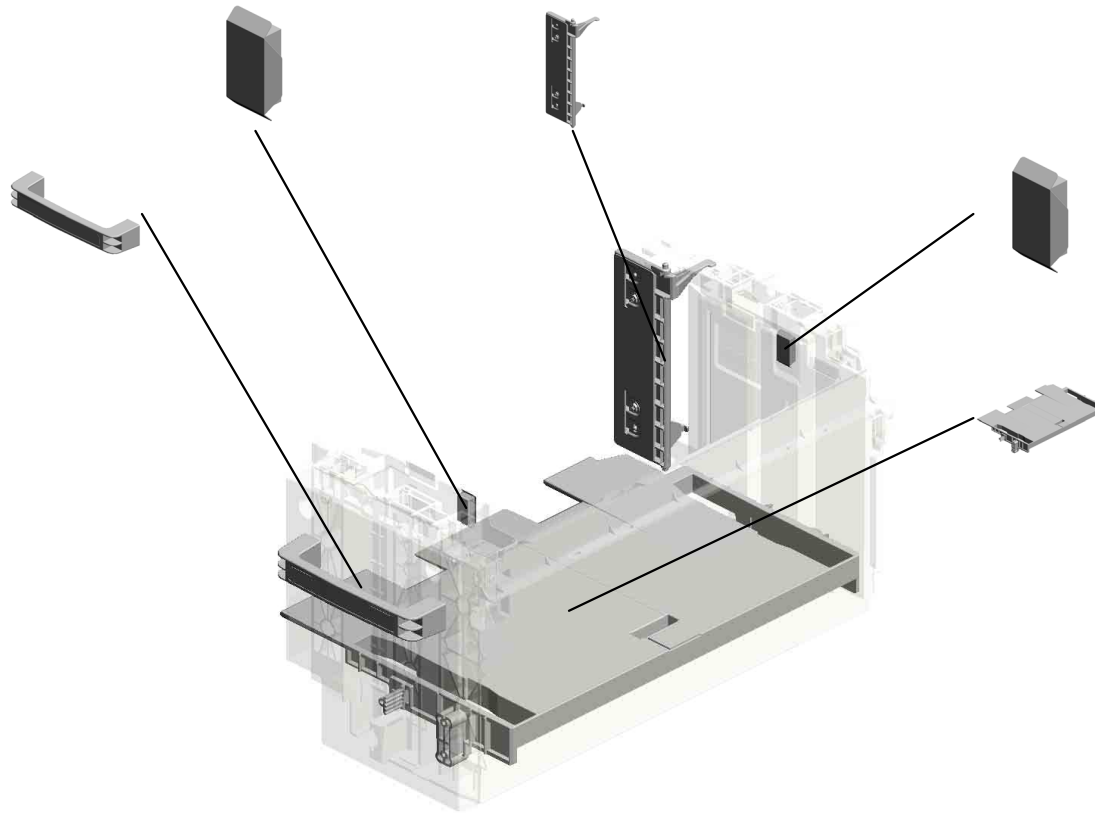
U007_S021_S002
D0596690
PLATE:PAPER:ASS'Y

U007_S021_S004
D1357510
END FENCE:THREE WAY:AS
S'Y

U007_S021_S003
D1357531
GRIP:INNER COVER:ASS'Y

U007_S021_S001
D0596690
PLATE:PAPER:ASS'Y


U007_S021_S005
D1366686
TRAY BOTTOM PLATE:ASS'Y



U001	U002	U003	U004	U005	U006	U007	U008	U009	U010	U011	U012	U013	U014	U015	U016	U017	U018	U019	U020	U021
------	------	------	------	------	------	------	------	------	------	------	------	------	------	------	------	------	------	------	------	------

U007 PAPER FEED

- 29.11050692 (x2) CLAMP:LES-0503
- 1.03130040N (x2) SCREW:M3X4
- 17.07200040E (x2) RETAINING RING - M4
- 11.04583008N (x4) HEXAGON HEAD TAPPING SCREW:3 X8
- 18.07200060E RETAINING RING - M6



- 33.11050760 (x6) CLAMP:LWSM-051 1A

- 5.03603008N (x3) SCREW:M3X8

- 14.04593010N (x3) BINDING HEAD TAPPING SCREW:3X 10

- 20.08046123 (x2) HEXAGONAL BOLT :W/WASHER:M3X8

- 8.04543006N (x4) TAPPING SCREW: ROUND POINT:3X6



- 7.04504010N (x3) TAPPING SCREW: M4X10

- 17.07200040E (x2) RETAINING RING - M4 201504-04 X/O

- 28.11050551 (x2) CLAMP:LES-0505


- 12.04583010N (x12) HEXAGON HEAD TAPPING SCREW:3 X10

- 32.11050758 (x9) CLAMP:LWSM-030 6A

- 23.08050092 (x4) RETAINING RING - 3M
- 10.04543008Q (x5) TAPPING SCREW: 3X8
- 19.08030058 (x2) STEPPED SCREW
- 9.04543006Q (x85) TAPPING SCREW - M3X6
- 31.11050724 CLAMPS:WES-121 0

U007 PAPER FEED

- 51.AA063902 (x2) SPRING:CONNECTOR:TANDEM LCT
- 75.AW500041 (x2) PUSH SWITCH:PA PER SIZE SENSOR 201509-01 X/O
- 40.AA000291 (x2) DECAL:POSITIONI NG DISPLAY:SCRE W:PP
- 35.54472681 SNAP RING
- 73.AW020198 (x5) PHOTOINTERRUP TOR:LG2A14NL1



52.AA071020
SLIDE RAIL:LARGE CAPACITY TRAY:L EFT:ASS'Y

46.AA000391
SHEET:PAPER SE T DIRECTION:TAN DEM TRAY

53.AA071025
SLIDE RAIL:LARGE CAPACITY TRAY: MIDDLE:ASS'Y 201501-01 X/O

39.AA000289 (x3) DECAL:LED

36.AA000285
DECAL:PAPER TR AY:DESIGN SKETC H1

37.AA000286
DECAL:PAPER TR AY:DESIGN SKETC H2

38.AA000287
DECAL:PAPER TR AY:DESIGN SKETC H3

68.AC020152 (x3) LENS:LED:3

56.AA082173 (x2) PLAIN SHAFT BEA RING:6X10X6

76.AW500040 (x3) PUSH SWITCH:SW 1AG-550:10MA

34.52062686 (x5) SNAP RING

64.AB014135
GEAR - 18Z

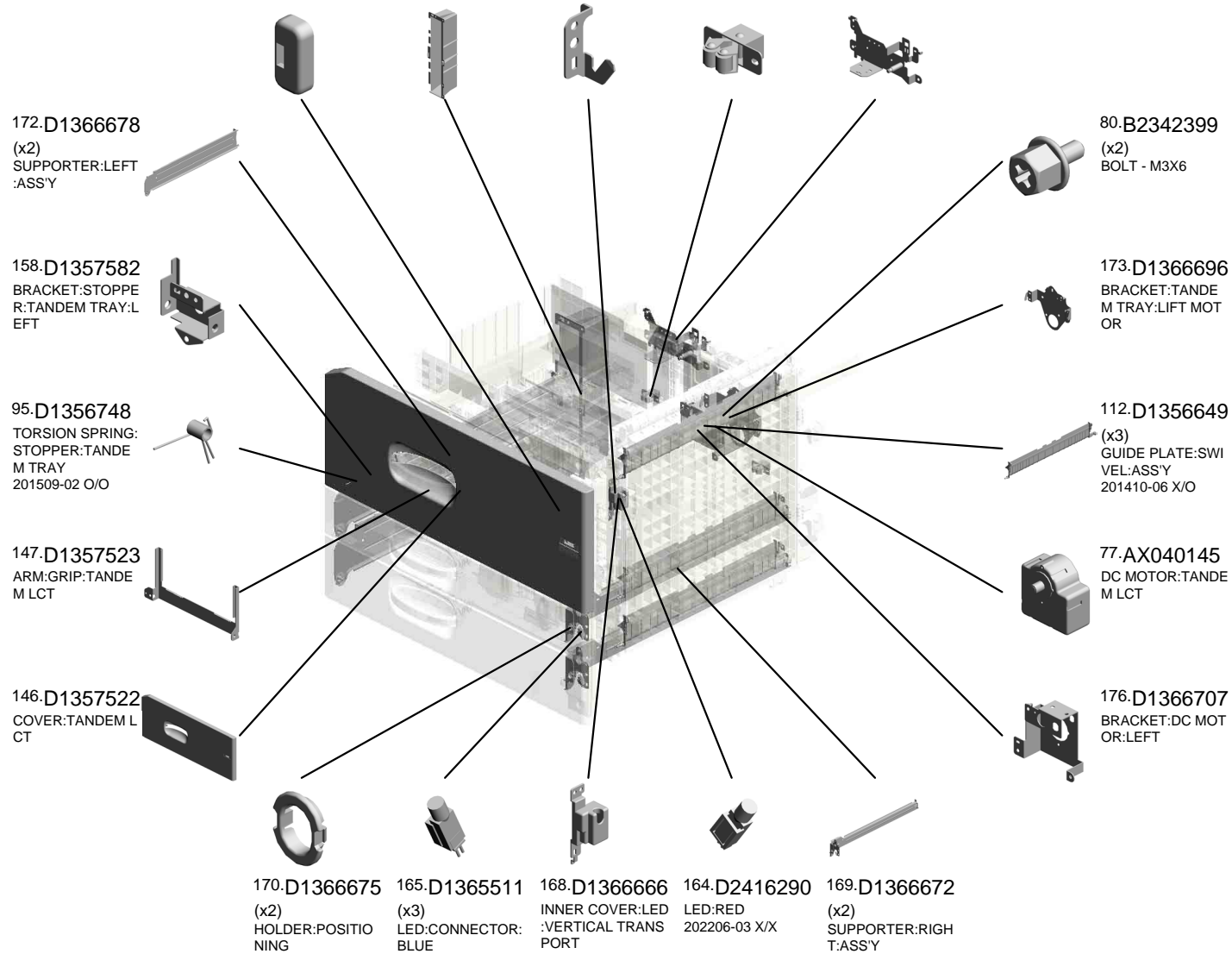

58.AA082175
PLAIN SHAFT BEA RING:8X12X7

65.AB019475
GEAR - 48T

54.AA071022
SLIDE RAIL:LARGE CAPACITY TRAY: RIGHT:ASS'Y


U007 PAPER FEED

137.D1356797 CAP:SLIDE RAIL: LARGE CAPACITY TRAY:RIGHT:ASS'Y
 175.D1366703 COVER:PAPER TRAY:REAR LEFT
 167.D1366665 BRACKET:LED:VERTICAL TRANSPORT
 86.C2592267 (x2) LOCK HOLDER
 124.D1356709 BRACKET:DC SOLENOID:REAR:ASS'Y
 201409-15 X/O

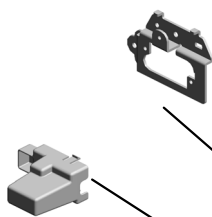


U007 PAPER FEED


178.D1366710 BRACKET:CONNECTOR:LEFT
 181.D1366718 COVER:DC SOLENOID:REAR
 182.D1366719 DC SOLENOID:END FENCE:REAR:ASSY
 187.D1366744 TENSION SPRING:END FENCE:SOLENOID
 180.D1366717 LEVER:RELEASE:REAR



185.D1366741 COVER:CONNECTOR:HEATER:UPPER



219.D1367566 STOPPER:TANDEM TRAY



221.D1367570 GRIP:TANDEM TRAY:REAR



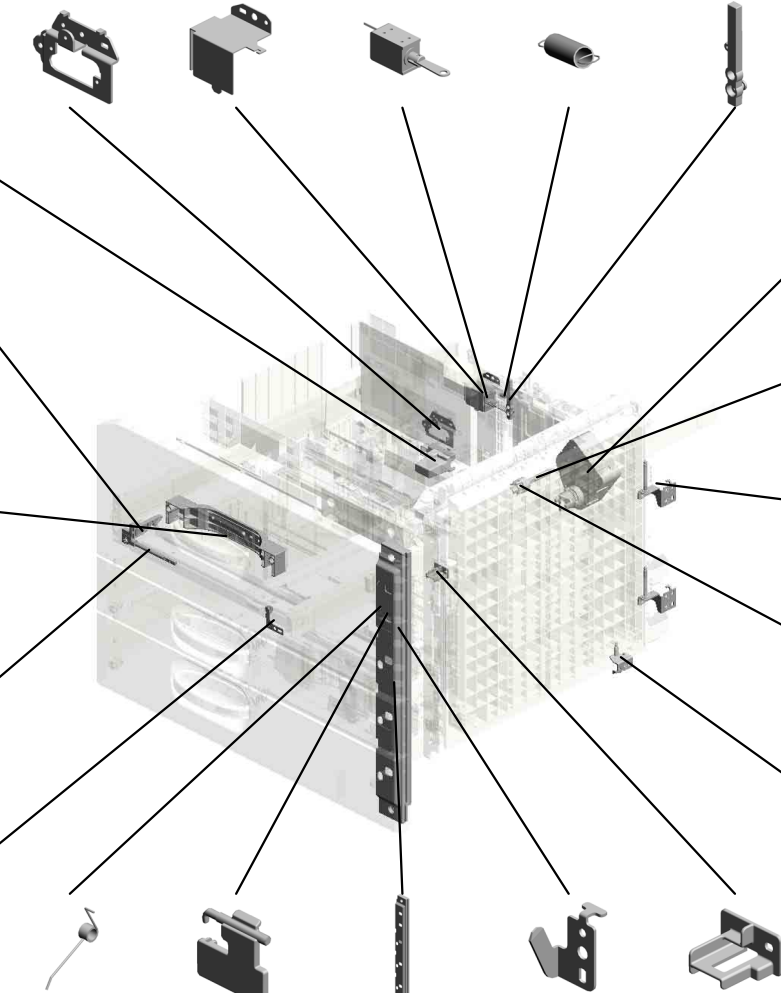
218.D1367565 SHAFT:GRIP:TANDEM TRAY



220.D1367567 BRACKET:STOPPER:TANDEM TRAY:RIGHT:ASSY



207.D1366797 (x2) COIL SPRING:SHUTTER:LED
 206.D1366796 (x2) SHUTTER:LED
 205.D2586752 INNER COVER:LED:RIGHT FRONT
 204.D1366792 BRACKET:LED:TANDEM TRAY
 186.D1366743 PLATE:CONNECTOR:HEATER:LOWER



179.D1366711 DC MOTOR:TANDEM LIFT:RISE:ASSY




177.D1366708 SHAFT:JOINT



183.D1356728 (x2) BRACKET:DOOR:VERTICAL TRANSPORT:ASSY 201503-14 X/X



188.D1366746 JOINT:TANDEM LIFT

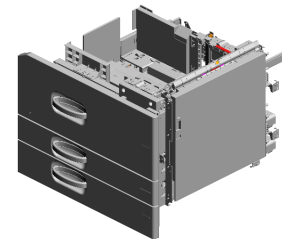


184.D1366729 BRACKET:STOPPER:VERTICAL TRANSPORT:RIGHT LOWER:ASSY



U007 PAPER FEED

304.D1366667 HOLDER:POSITIONING:VERTICAL TRANSPORT
 233.D1386669 COVER:SIDE PLATE:REAR:TANDEM LEFT
 288.G5692901 SPRING - LIFT MOTOR
 289.GW010007 PHOTO REFLECTOR ON SENSOR:EXIT
 313.D2586618 (x3) CUSHION:SEPARATE
 201807-03 O/O



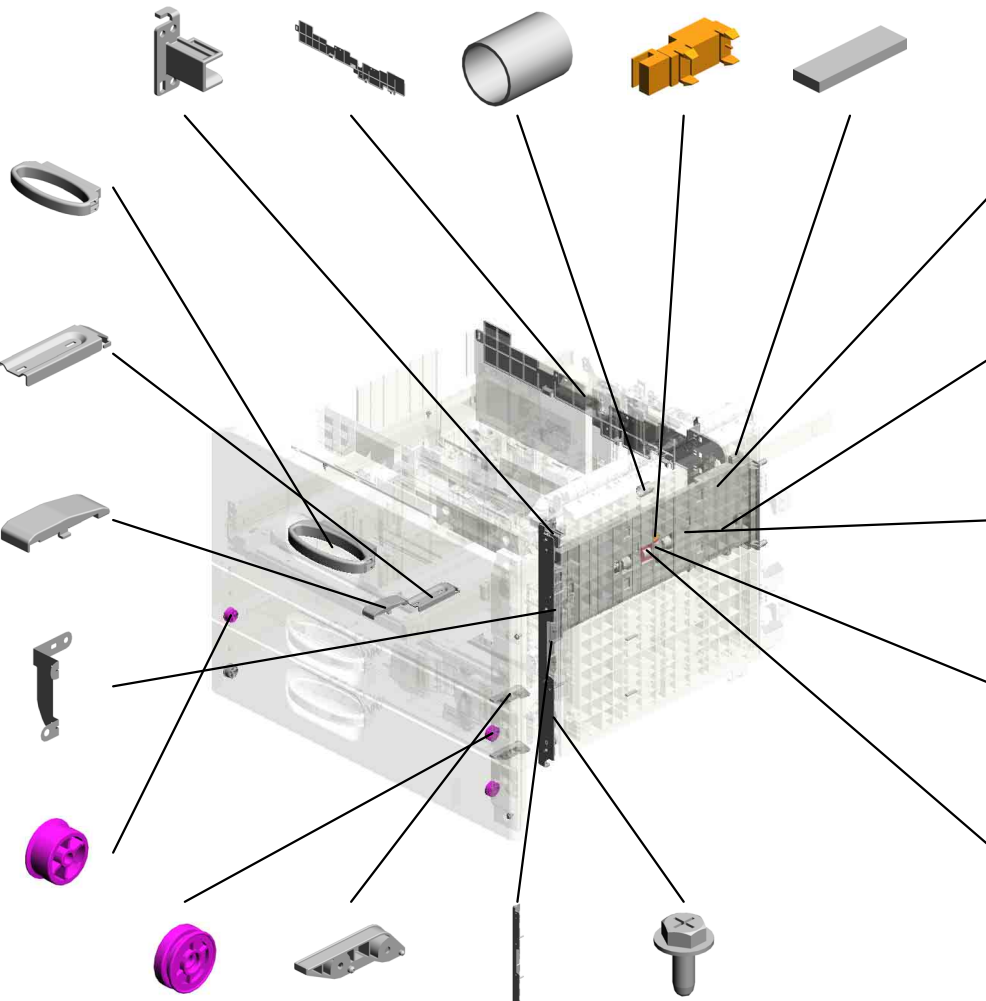
222.D1367571 GRIP:PAPER TRAY:TANDEM TRAY

291.D1357543 BRACKET:TRAY:PLATE:UPPER

296.D1366656 GUIDE:COUPLING:RELEASE:TANDEM TRAY

237.D1386714 GROUND PLATE:GUIDE PLATE:VERTICAL TRANSPORT:CONNECTING

275.D1492928 (x2) ROLLER:SUPPORTER:PAPER TRAY:LEFT



232.D1386668 SIDE PLATE:REAR:PAPER VOLUME SENSOR:THREE WAY

231.D1386665 COVER:LIFT MOTOR

244.D1356644 TRANSPORT ROLLER:VERTICAL TRANSPORT:ASSY
 201409-13 X/X

236.D1386715 GUIDE PLATE:VERTICAL TRANSPORT:CONNECTING:THREE WAY
 201409-12 X/O

295.D1482702 SPACER:TRANSPORT ROLLER
 201409-11

273.D1492923 (x2) ROLLER:SUPPORTER:PAPER TRAY


274.D1492924 (x2) STOPPER:PAPER TRAY

312.D1366661 SIDE PLATE:FRONT RIGHT:PAPER FEED UNIT:ASSY

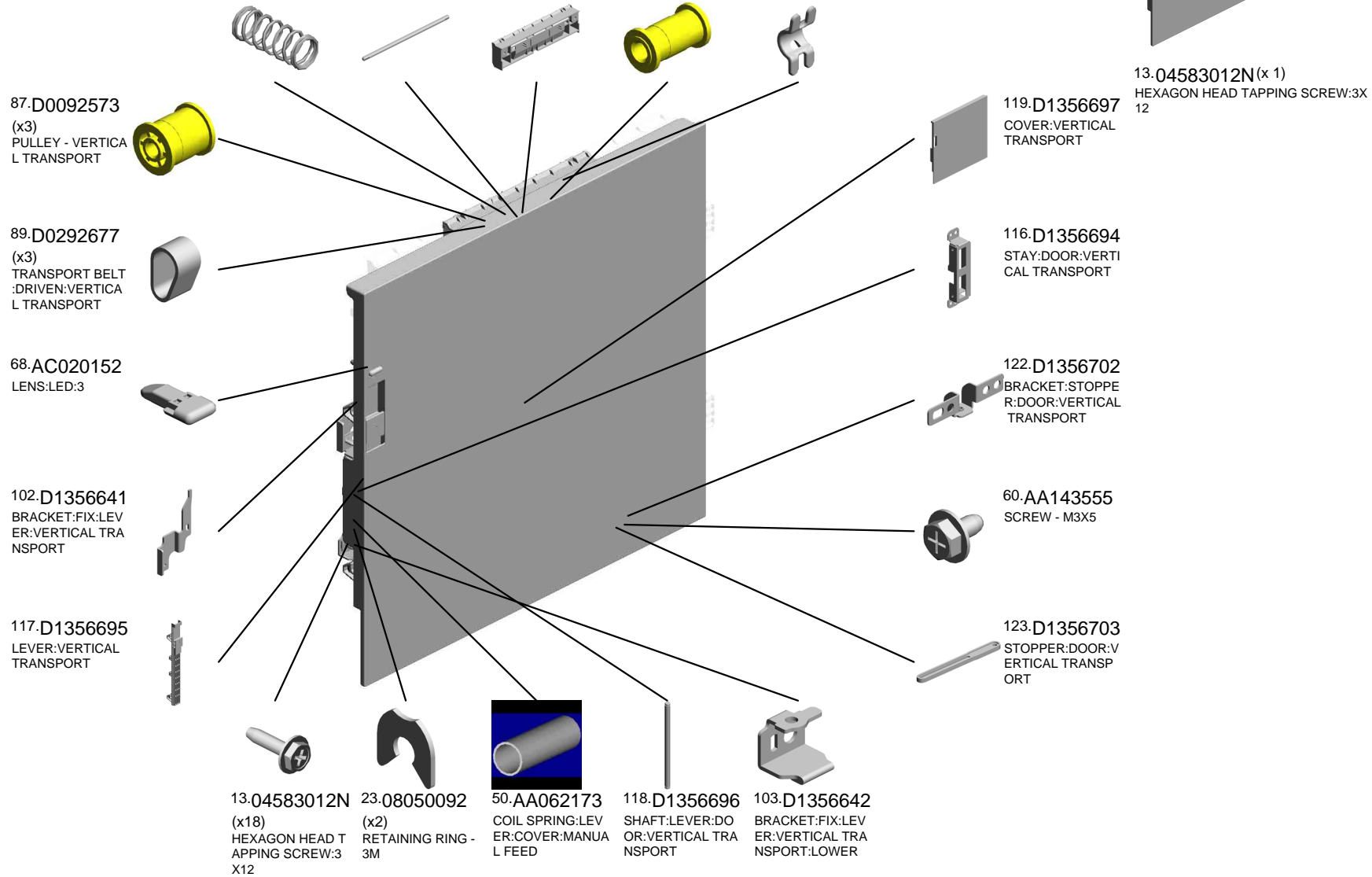
305.04543008N (x12) TAPPING SCREW:ROUND POINT:3X8

U007_S001
DOOR:VERTICAL TRANSPORT:ASS'Y

- 239.D1492676 (x2) COMPRESSION SPRING:FLAT CONVEYER BELT:DRIVEN
- 93.D0392993 SHAFT:TRANSPORT BELT:PULLEY
- 120.D1356631 GUIDE PLATE:FLAT CONVEYER BELT:NO.1 201409-07 X/X
- 88.D0092574 (x3) PULLEY - IDLER
- 238.D1444489 (x2) STOPPER:DRIVEN ROLLER




101.D1356612
[A]
DOOR:VERTICAL TRANSPORT:ASS'Y
201409-23 X/O



U001	U002	U003	U004	U005	U006	U007	U008	U009	U010	U011	U012	U013	U014	U015	U016	U017	U018	U019	U020	U021
------	------	------	------	------	------	------	------	------	------	------	------	------	------	------	------	------	------	------	------	------

U007_S001
DOOR:VERTICAL TRANSPORT:ASS'Y


240.D1492678
SHAFT:FLAT CONV
EYER BELT:DRIVE
N



101.D1356612
[A]
DOOR:VERTICAL T
RANSPORT:ASS'Y
201409-23 X/O



282.D1482675
HOLDER:DRIVEN:B
ELT
201409-06 X/X



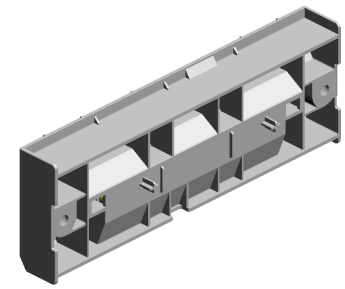
D1356610
[A]
DOOR:VERTICAL T
RANSPORT:ASS'Y
201409-23 X/O

U001	U002	U003	U004	U005	U006	U007	U008	U009	U010	U011	U012	U013	U014	U015	U016	U017	U018	U019	U020	U021
------	------	------	------	------	------	------	------	------	------	------	------	------	------	------	------	------	------	------	------	------

U007_S001_S001

GUIDE PLATE:FLAT CONVEYER BELT:NO.2:ASS'Y

240.D1492678 SHAFT:FLAT CONV
EYER BELT:DRIVE
N
282.D1482675 HOLDER:DRIVEN:B
ELT
201409-08 X/X
121.D1356708 GUIDE PLATE:FLA
T CONVEYER BEL
T:NO.2
201409-09 X/X

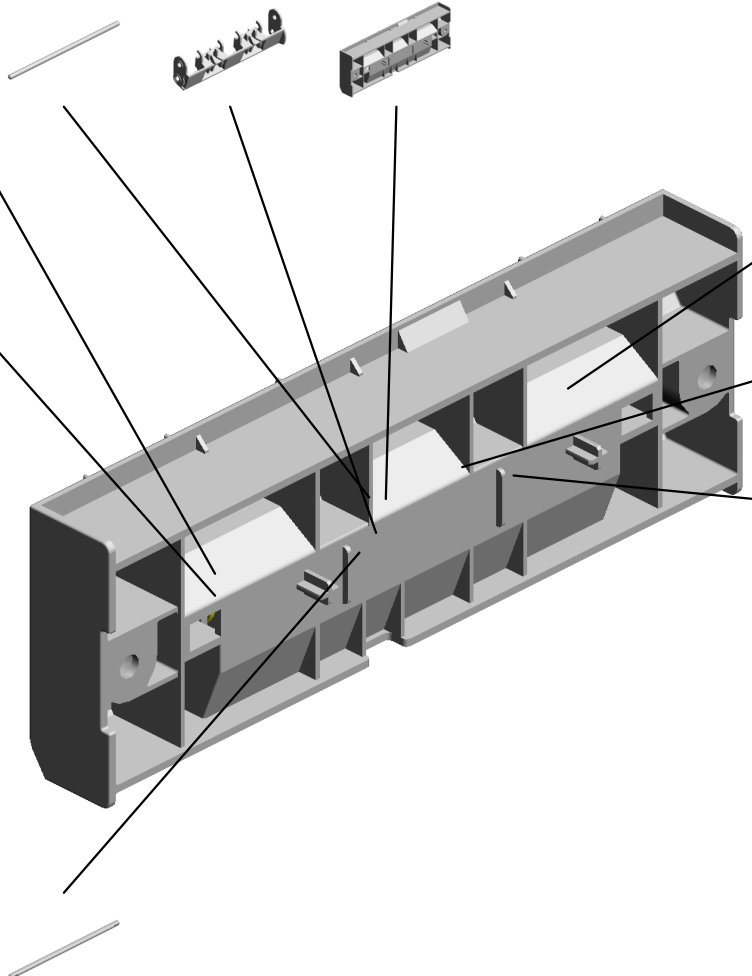


294.D1356602
GUIDE PLATE:FLA
T CONVEYER BEL
T:NO.2:ASS'Y
201409-22

87.D0092573
(x3)
PULLEY - VERTICA
L TRANSPORT



89.D0292677
(x3)
TRANSPORT BELT
:DRIVEN:VERTICA
L TRANSPORT



238.D1444489
(x2)
STOPPER:DRIVEN
ROLLER



239.D1492676
(x2)
COMPRESSION SP
RING:FLAT CONVE
YER BELT:DRIVEN



88.D0092574
(x3)
PULLEY - IDLER



93.D0392993
SHAFT:TRANSPOR
T BELT:PULLEY

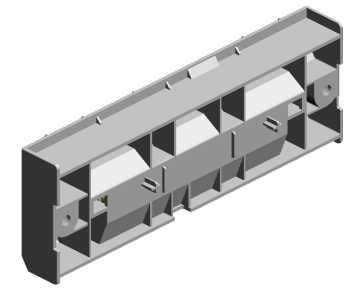


U001	U002	U003	U004	U005	U006	U007	U008	U009	U010	U011	U012	U013	U014	U015	U016	U017	U018	U019	U020	U021
------	------	------	------	------	------	------	------	------	------	------	------	------	------	------	------	------	------	------	------	------

U007_S001_S002

GUIDE PLATE:FLAT CONVEYER BELT:NO.2:ASS'Y

240.D1492678 SHAFT:FLAT CONV
EYER BELT:DRIVE
N
282.D1482675 HOLDER:DRIVEN:B
ELT
201409-08 X/X
121.D1356708 GUIDE PLATE:FLA
T CONVEYER BEL
T:NO.2
201409-09 X/X

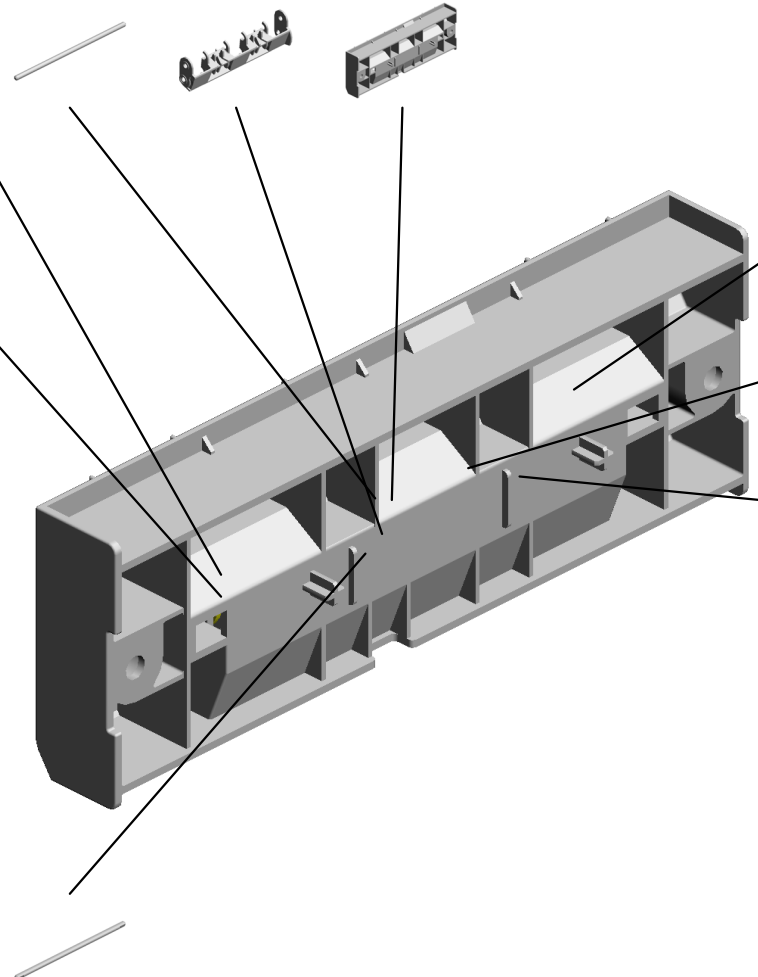


294.D1356602
GUIDE PLATE:FLA
T CONVEYER BEL
T:NO.2:ASS'Y
201409-22

87.D0092573
(x3)
PULLEY - VERTICA
L TRANSPORT



89.D0292677
(x3)
TRANSPORT BELT
:DRIVEN:VERTICA
L TRANSPORT



238.D1444489
(x2)
STOPPER:DRIVEN
ROLLER



239.D1492676
(x2)
COMPRESSION SP
RING:FLAT CONVE
YER BELT:DRIVEN



88.D0092574
(x3)
PULLEY - IDLER



93.D0392993
SHAFT:TRANSPOR
T BELT:PULLEY

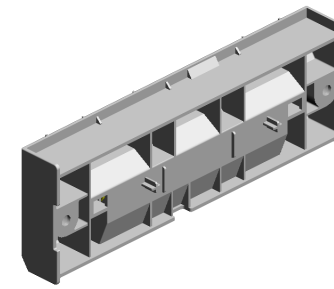


U001	U002	U003	U004	U005	U006	U007	U008	U009	U010	U011	U012	U013	U014	U015	U016	U017	U018	U019	U020	U021
------	------	------	------	------	------	------	------	------	------	------	------	------	------	------	------	------	------	------	------	------

U007_S001_S003

GUIDE PLATE:FLAT CONVEYER BELT:NO.2:ASS'Y

240.D1492678 SHAFT:FLAT CONV
EYER BELT:DRIVE
N
282.D1482675 HOLDER:DRIVEN:B
ELT
201409-08 X/X
121.D1356708 GUIDE PLATE:FLA
T CONVEYER BEL
T:NO.2
201409-09 X/X

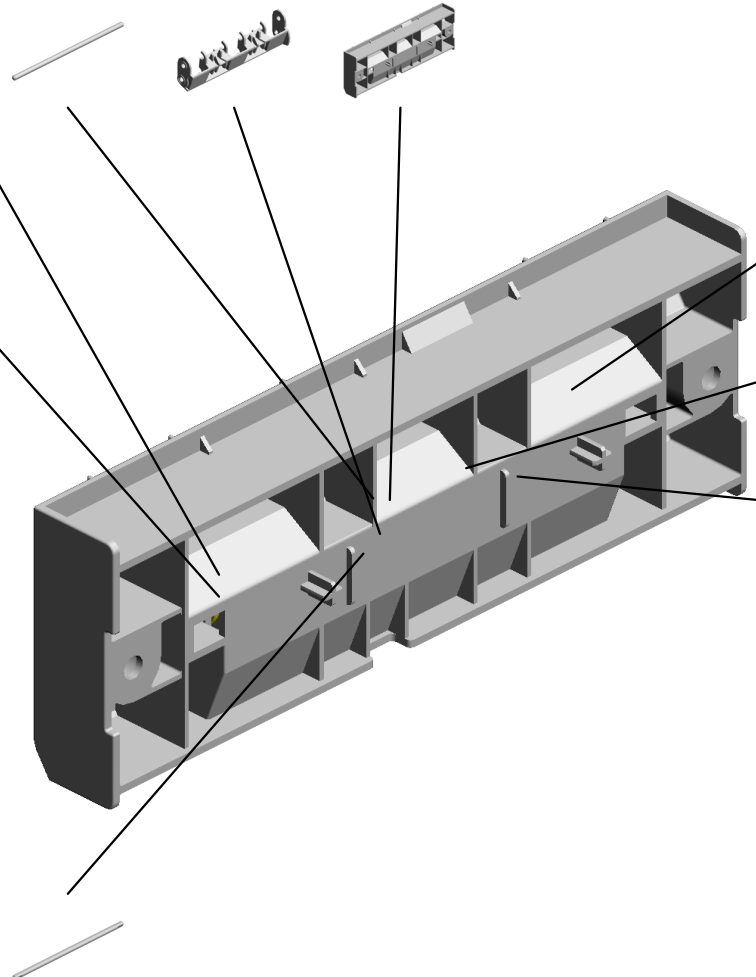


294.D1356602
GUIDE PLATE:FLA
T CONVEYER BEL
T:NO.2:ASS'Y
201409-22

87.D0092573
(x3)
PULLEY - VERTICA
L TRANSPORT



89.D0292677
(x3)
TRANSPORT BELT
:DRIVEN:VERTICA
L TRANSPORT



238.D1444489
(x2)
STOPPER:DRIVEN
ROLLER



239.D1492676
(x2)
COMPRESSION SP
RING:FLAT CONVE
YER BELT:DRIVEN



88.D0092574
(x3)
PULLEY - IDLER



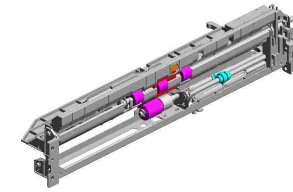
93.D0392993
SHAFT:TRANSPOR
T BELT:PULLEY



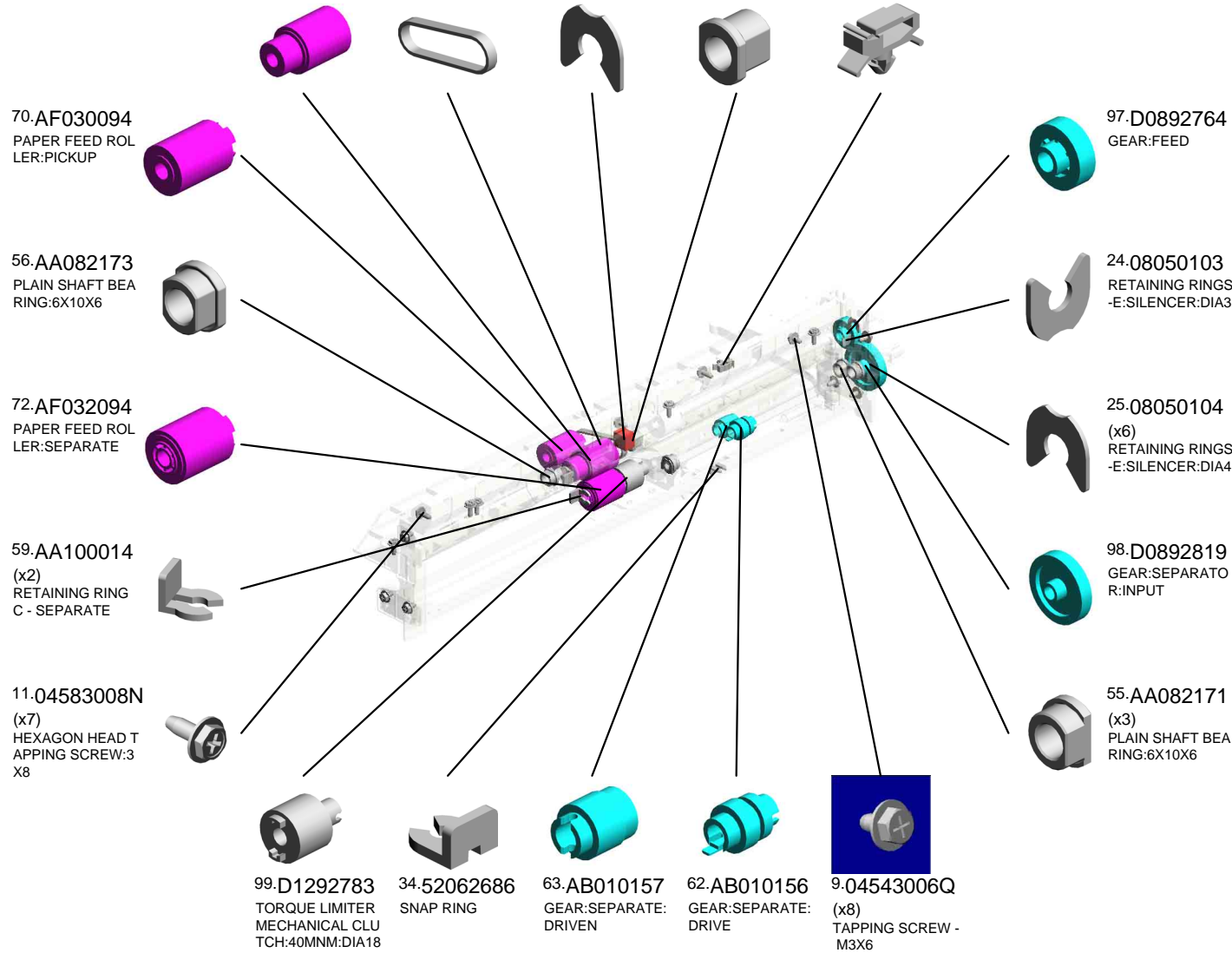
U001	U002	U003	U004	U005	U006	U007	U008	U009	U010	U011	U012	U013	U014	U015	U016	U017	U018	U019	U020	U021
------	------	------	------	------	------	------	------	------	------	------	------	------	------	------	------	------	------	------	------	------

U007_S002
PAPER FEED UNIT:NO.2:ASS'Y

71.AF031094 PAPER FEED ROLLER:FEED
85.B8303504 TIMING BELT - 40S 2M100
25.08050104 RETAINING RINGS -E:SILENCER:DIA4 201409-05
57.AA082174 PLAIN SHAFT BEARING RING:6X10X9
32.11050758 CLAMP:LWSM-030 6A



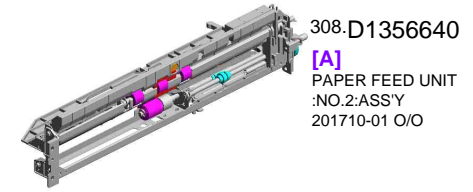
308.D1356640
[A]
PAPER FEED UNIT
:NO.2:ASS'Y
201710-01 O/O



U001	U002	U003	U004	U005	U006	U007	U008	U009	U010	U011	U012	U013	U014	U015	U016	U017	U018	U019	U020	U021
------	------	------	------	------	------	------	------	------	------	------	------	------	------	------	------	------	------	------	------	------

U007_S002
PAPER FEED UNIT:NO.2:ASS'Y

254.D1492782 247.D0BQ2773 114.D1356687 246.D1492772 244.D1356644
 PLATE:HARNESS: PULLEY:PICKUP:M GUIDE PLATE:VER ARM:PICKUP TRANSPORT ROLL
 PAPER FEED UNIT ECHANICAL ROLL TICAL TRANSPOR ER:VERTICAL TRA
 ER CLUTCH:U T:PAPER FEED UN NSPORT:ASS'Y
 202012-03 X/O 202012-03 X/O IT:NO.2 201409-03 X/X



308.D1356640
 [A]
 PAPER FEED UNIT
 :NO.2:ASS'Y
 201710-01 O/O

251.D1492778
 FEELER:PAPER E
 ND



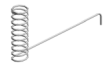
248.D1492774
 PULLEY:IDLER:PIC
 KUP



255.D1492791
 GUIDE:FEED



252.D1492780
 GROUND WIRE:SE
 NSOR:PAPER FEE
 D



253.D1492781
 GROUND PLATE:P
 APER FEED UNIT



104.D1356664
 COIL SPRING:PRE
 SSURE:SEPARATE



249.D1492775
 SHAFT:FEED:ASS'
 Y



106.D1356666
 LINK:RELEASE



108.D1356669
 SHAFT:SEPARATE:
 DRIVE:ASS'Y




105.D1356665
 COIL SPRING:REL
 EASE



245.D1492767
 LEVER:PRESSURE
 :PICKUP



241.D2616686
 DC SOLENOID:PIC
 KUP:NO.2:ASS'Y
 201705-03 X/O



250.D1492777
 COIL SPRING:PRE
 SSURE:PICKUP



243.D1492739
 LEVER:PRESSURE
 RELEASE



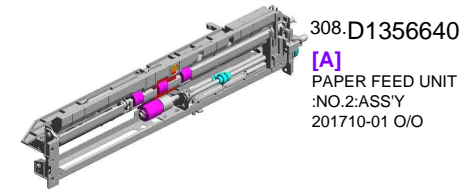
110.D1356675
 COVER:HARNESS:
 PAPER FEED UNIT



U001	U002	U003	U004	U005	U006	U007	U008	U009	U010	U011	U012	U013	U014	U015	U016	U017	U018	U019	U020	U021
------	------	------	------	------	------	------	------	------	------	------	------	------	------	------	------	------	------	------	------	------

U007_S002
 PAPER FEED UNIT:NO.2:ASS'Y


289.GW010007 315.AW020234
 (x2) (x2)
 PHOTO REFLECTI PHOTOINTERRUP
 ON SENSOR:EXIT TOR:GP1A173LCS
 5F
 201903-05 O/O



308.D1356640
 [A]
 PAPER FEED UNIT
 :NO.2:ASS'Y
 201710-01 O/O



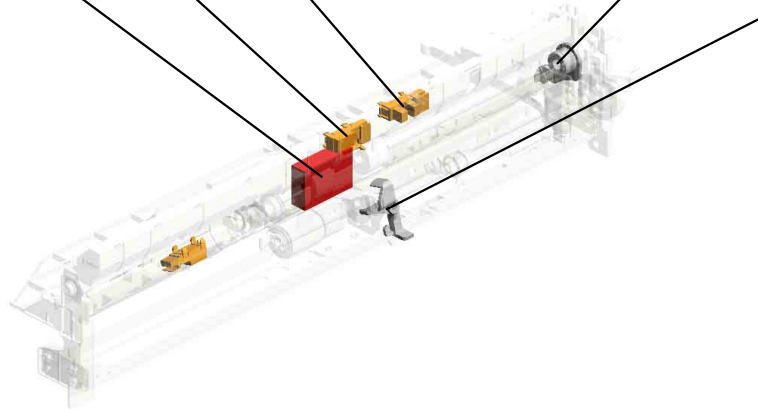
295.D1482702
 SPACER:TRANSP
 ORT ROLLER
 201409-04



284.G0652767
 LEVER - FEED



285.G0652774
 PRESSURE LEVER

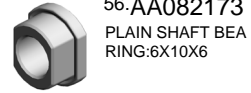



D1356620
 [A]
 PAPER FEED UNIT
 :NO.2:ASS'Y
 201710-01 O/O


U001	U002	U003	U004	U005	U006	U007	U008	U009	U010	U011	U012	U013	U014	U015	U016	U017	U018	U019	U020	U021
------	------	------	------	------	------	------	------	------	------	------	------	------	------	------	------	------	------	------	------	------

U007_S002_S001
SHAFT:SEPARATE:DRIVEN:ASS'Y

17.07200040E
RETAINING RING -
M4



56.AA082173
PLAIN SHAFT BEA
RING:6X10X6

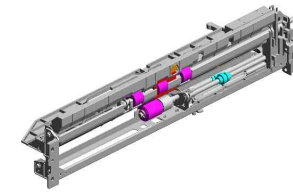


107.D1356667
SHAFT:SEPARATE:
DRIVEN:ASS'Y

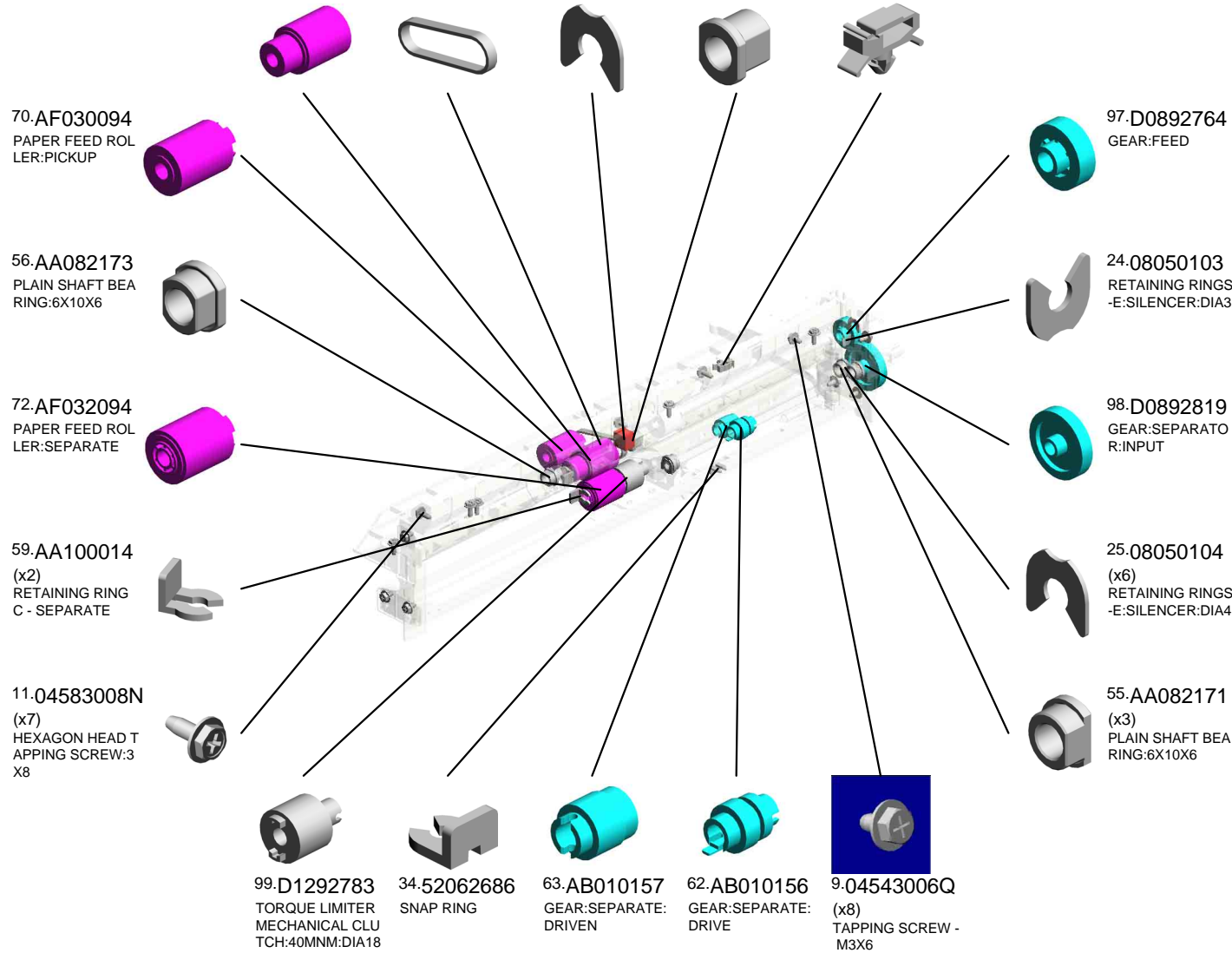
U001	U002	U003	U004	U005	U006	U007	U008	U009	U010	U011	U012	U013	U014	U015	U016	U017	U018	U019	U020	U021
------	------	------	------	------	------	------	------	------	------	------	------	------	------	------	------	------	------	------	------	------

U007_S003
PAPER FEED UNIT:NO.2:ASS'Y

- 71.AF031094 PAPER FEED ROLLER:FEED
- 85.B8303504 TIMING BELT - 40S 2M100
- 25.08050104 RETAINING RINGS -E:SILENCER:DIA4 201409-05
- 57.AA082174 PLAIN SHAFT BEARING RING:6X10X9
- 32.11050758 CLAMP:LWSM-030 6A



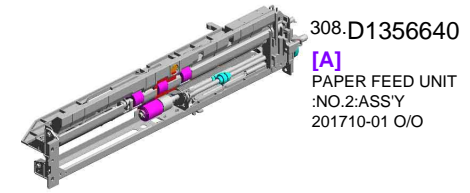
308.D1356640
[A]
PAPER FEED UNIT
:NO.2:ASS'Y
201710-01 O/O



U001	U002	U003	U004	U005	U006	U007	U008	U009	U010	U011	U012	U013	U014	U015	U016	U017	U018	U019	U020	U021
------	------	------	------	------	------	------	------	------	------	------	------	------	------	------	------	------	------	------	------	------

U007_S003
PAPER FEED UNIT:NO.2:ASS'Y

254.D1492782 247.D0BQ2773 114.D1356687 246.D1492772 244.D1356644
 PLATE:HARNESS: PULLEY:PICKUP:M GUIDE PLATE:VER ARM:PICKUP TRANSPORT ROLL
 PAPER FEED UNIT ECHANICAL ROLL TICAL TRANSPOR ER:VERTICAL TRA
 ER CLUTCH:U T:PAPER FEED UN NSPORT:ASS'Y
 202012-03 X/O 202012-03 X/O IT:NO.2 201409-03 X/X



251.D1492778
 FEELER:PAPER E
 ND



248.D1492774
 PULLEY:IDLER:PIC
 KUP



255.D1492791
 GUIDE:FEED



252.D1492780
 GROUND WIRE:SE
 NSOR:PAPER FEE
 D



253.D1492781
 GROUND PLATE:P
 APER FEED UNIT



104.D1356664
 COIL SPRING:PRE
 SSURE:SEPARATE



249.D1492775
 SHAFT:FEED:ASS'
 Y



106.D1356666
 LINK:RELEASE



108.D1356669
 SHAFT:SEPARATE:
 DRIVE:ASS'Y



105.D1356665
 COIL SPRING:REL
 EASE



245.D1492767
 LEVER:PRESSURE
 :PICKUP



241.D2616686
 DC SOLENOID:PIC
 KUP:NO.2:ASS'Y
 201705-03 X/O



250.D1492777
 COIL SPRING:PRE
 SSURE:PICKUP



243.D1492739
 LEVER:PRESSURE
 RELEASE

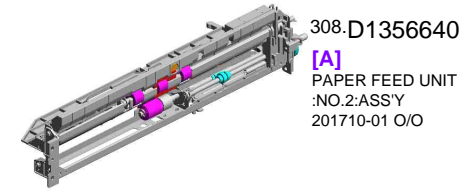


110.D1356675
 COVER:HARNESS:
 PAPER FEED UNIT



U007_S003
 PAPER FEED UNIT:NO.2:ASS'Y


289.GW010007 315.AW020234
 (x2) (x2)
 PHOTO REFLECTI PHOTOINTERRUP
 ON SENSOR:EXIT TOR:GP1A173LCS
 5F
 201903-05 O/O



308.D1356640
 [A]
 PAPER FEED UNIT
 :NO.2:ASS'Y
 201710-01 O/O



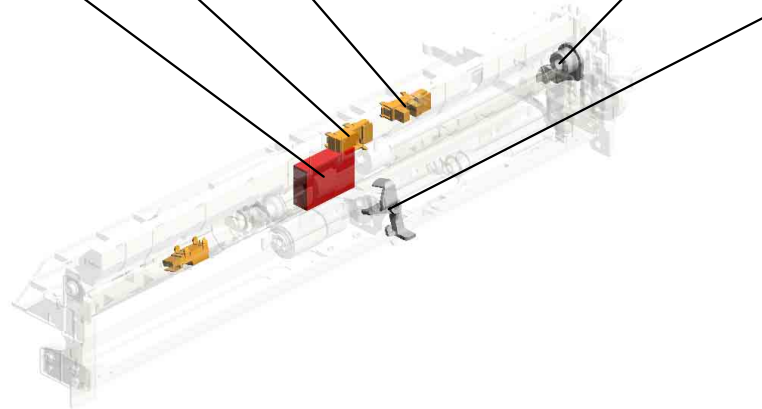
295.D1482702
 SPACER:TRANSP
 ORT ROLLER
 201409-04



284.G0652767
 LEVER - FEED



285.G0652774
 PRESSURE LEVER

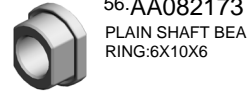
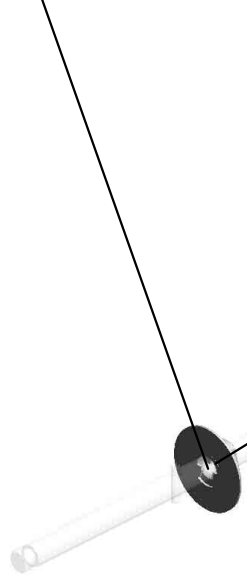


D1356620
 [A]
 PAPER FEED UNIT
 :NO.2:ASS'Y
 201710-01 O/O



U001	U002	U003	U004	U005	U006	U007	U008	U009	U010	U011	U012	U013	U014	U015	U016	U017	U018	U019	U020	U021
------	------	------	------	------	------	------	------	------	------	------	------	------	------	------	------	------	------	------	------	------

U007_S003_S001
SHAFT:SEPARATE:DRIVEN:ASS'Y

17.07200040E
RETAINING RING -
M4



56.AA082173
PLAIN SHAFT BEA
RING:6X10X6

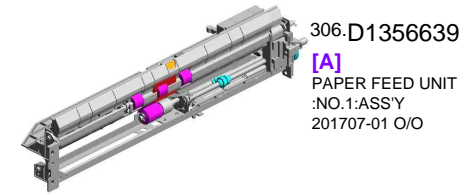


107.D1356667
SHAFT:SEPARATE:
DRIVEN:ASS'Y

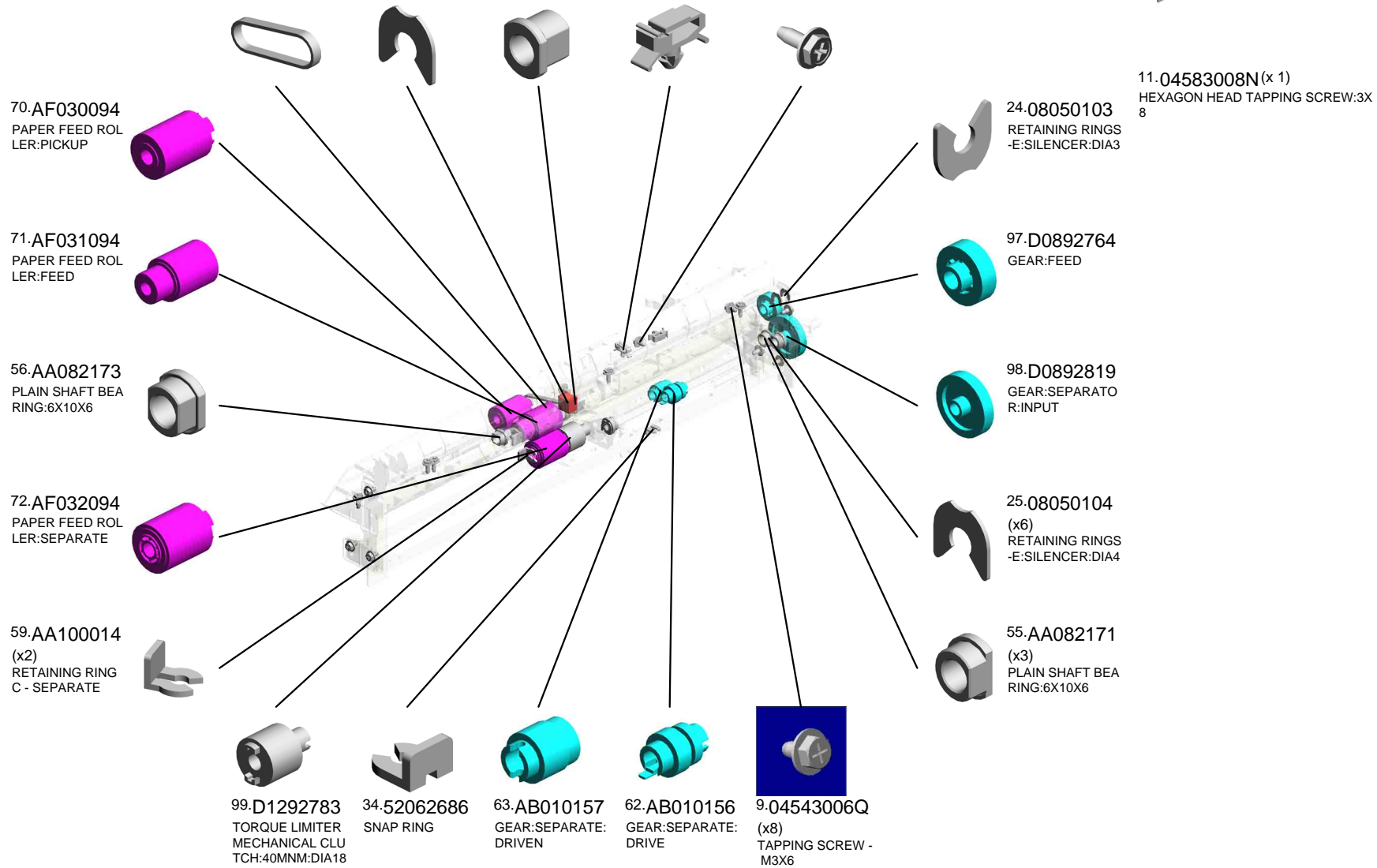
U001	U002	U003	U004	U005	U006	U007	U008	U009	U010	U011	U012	U013	U014	U015	U016	U017	U018	U019	U020	U021
------	------	------	------	------	------	------	------	------	------	------	------	------	------	------	------	------	------	------	------	------

U007_S004
PAPER FEED UNIT:NO.1:ASS'Y

- 85.B8303504 TIMING BELT - 40S 2M100
- 25.08050104 RETAINING RINGS -E:SILENCER:DIA4 201409-05
- 57.AA082174 PLAIN SHAFT BEA RING:6X10X9
- 32.11050758 (x2) CLAMP:LWSM-030 6A
- 11.04583008N (x6) HEXAGON HEAD T APPING SCREW:3 X8



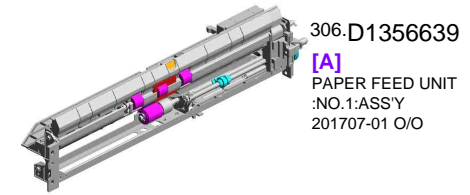
306.D1356639
[A]
PAPER FEED UNIT
:NO.1:ASS'Y
201707-01 O/O



U001	U002	U003	U004	U005	U006	U007	U008	U009	U010	U011	U012	U013	U014	U015	U016	U017	U018	U019	U020	U021
------	------	------	------	------	------	------	------	------	------	------	------	------	------	------	------	------	------	------	------	------

U007_S004
PAPER FEED UNIT:NO.1:ASS'Y

254.D1492782 247.D0BQ2773 113.D1356686 109.D1356672 246.D1492772
 PLATE:HARNESS: PULLEY:PICKUP:M GUIDE PLATE:VER BRACKET:SENSO ARM:PICKUP
 PAPER FEED UNIT ECHANICAL ROLL TICAL TRANSPOR R:VERTICAL TRAN T:PAPER FEED UN SPORT:NO.1



306.D1356639
 [A]
 PAPER FEED UNIT
 :NO.1:ASS'Y
 201707-01 O/O

111.D1356648
 FEELER:PAPER E
 ND:NO.1
 201503-10 X/X



248.D1492774
 PULLEY:IDLER:PIC
 KUP



255.D1492791
 GUIDE:FEED



252.D1492780
 GROUND WIRE:SE
 NSOR:PAPER FEE
 D



253.D1492781
 GROUND PLATE:P
 APER FEED UNIT



104.D1356664
 COIL SPRING:PRE
 SSURE:SEPARATE



244.D1356644
 TRANSPORT ROLL
 ER:VERTICAL TRA
 NSPORT:ASS'Y
 201409-03 X/X



249.D1492775
 SHAFT:FEED:ASS'
 Y



106.D1356666
 LINK:RELEASE



108.D1356669
 SHAFT:SEPARATE:
 DRIVE:ASS'Y



245.D1492767
 LEVER:PRESSURE
 :PICKUP



250.D1492777
 COIL SPRING:PRE
 SSURE:PICKUP



243.D1492739
 LEVER:PRESSURE
 RELEASE



110.D1356675
 COVER:HARNESS:
 PAPER FEED UNIT

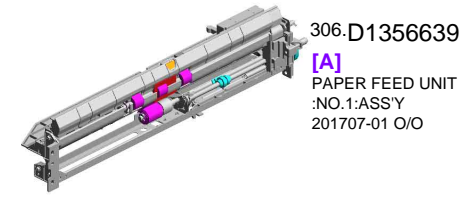


105.D1356665
 COIL SPRING:REL
 EASE



U007_S004
 PAPER FEED UNIT:NO.1:ASS'Y


289.GW010007 315.AW020234
 (x2) (x2)
 PHOTO REFLECTI PHOTOINTERRUP
 ON SENSOR:EXIT TOR:GP1A173LCS
 5F
 201903-05 O/O



306.D1356639
 [A]
 PAPER FEED UNIT
 :NO.1:ASS'Y
 201707-01 O/O



295.D1482702
 SPACER:TRANSP
 ORT ROLLER
 201409-04



307.D1356758
 DC SOLENOID:PIC
 KUP:NO.1:ASS'Y
 201707-02 X/O



284.G0652767
 LEVER - FEED



D1356622
 [A]
 PAPER FEED UNIT
 :NO.1:ASS'Y
 201707-01 O/O

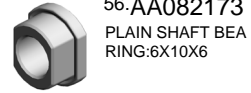

285.G0652774
 PRESSURE LEVER




U001	U002	U003	U004	U005	U006	U007	U008	U009	U010	U011	U012	U013	U014	U015	U016	U017	U018	U019	U020	U021
------	------	------	------	------	------	------	------	------	------	------	------	------	------	------	------	------	------	------	------	------

U007_S004_S001
SHAFT:SEPARATE:DRIVEN:ASS'Y

17.07200040E
RETAINING RING -
M4



56.AA082173
PLAIN SHAFT BEA
RING:6X10X6




107.D1356667
SHAFT:SEPARATE:
DRIVEN:ASS'Y

U001	U002	U003	U004	U005	U006	U007	U008	U009	U010	U011	U012	U013	U014	U015	U016	U017	U018	U019	U020	U021
------	------	------	------	------	------	------	------	------	------	------	------	------	------	------	------	------	------	------	------	------

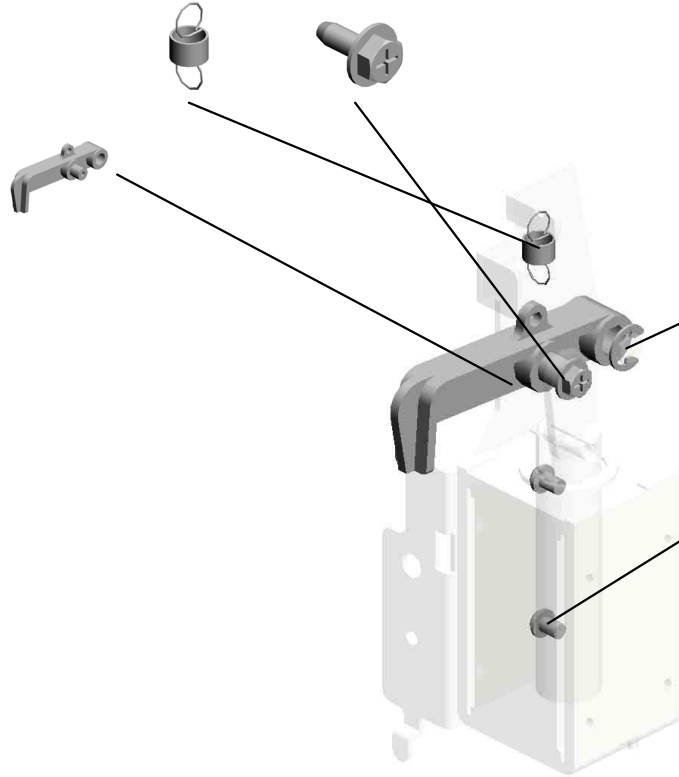
U007_S005
DC SOLENOID:TANDEM TRAY:LOCK:ASS'Y

49-AA060986 6-04503008N
TENSION SPRING: TAPPING SCREW -
DC SOLENOID:LO M3X8
CK



174-D1366698
DC SOLENOID:TAN
DEM TRAY:LOCK:A
SS'Y

286.G1782971
LEVER:LOCK:TAN
DEM LCT




1-03130040N
(x2)
SCREW:M3X4

17-07200040E
RETAINING RING -
M4

U001	U002	U003	U004	U005	U006	U007	U008	U009	U010	U011	U012	U013	U014	U015	U016	U017	U018	U019	U020	U021
------	------	------	------	------	------	------	------	------	------	------	------	------	------	------	------	------	------	------	------	------

U007_S006
LEVER:STRETCH:PAPER TRAY:ASS'Y

200.D1366775 COVER:GEAR
198.D1366773 COLLAR:GEAR
202.D1366778 OIL DAMPER:23MN /M
196.D1366770 HOLDER:OIL DAM PER
197.D1366772 GEAR:PAWL:Z18



191.D1366751
LEVER:STRETCH:
PAPER TRAY:ASS'
Y

277.D1482943
TENSION SPRING:
LEVER:AUXILIARY
202301-02 O/O



23.08050092
RETAINING RING -
3M



199.D1366774
GEAR:PAWL:Z39



194.D1366766
GEAR:IDLER:Z30



280.D1492964
LEVER:LOCK:PAW
L



279.D1492961
LEVER:STRETCH:
PEEN



192.D1366760
GEAR:LEVER:STR
ETCH:Z19



193.D1366765
GEAR:IDLER:Z14/Z
36




276.D1492942
TENSION SPRING:
LEVER



3.03603005N
(x7)
SCREW - M3X5



201.D1366777
COVER:TRAY



281.D1492965
LEVER:STRETCH:
COIL SPRING



195.D1366768
GUIDE:STRETCH




12.04583010N
(x2)
HEXAGON HEAD T
APPING SCREW:3
X10



U001	U002	U003	U004	U005	U006	U007	U008	U009	U010	U011	U012	U013	U014	U015	U016	U017	U018	U019	U020	U021
------	------	------	------	------	------	------	------	------	------	------	------	------	------	------	------	------	------	------	------	------

U007_S007
 LEVER:STRETCH:PAPER TRAY:ASS'Y

200.D1366775 COVER:GEAR
 198.D1366773 COLLAR:GEAR
 202.D1366778 OIL DAMPER:23MN /M
 196.D1366770 HOLDER:OIL DAM PER
 197.D1366772 GEAR:PAWL:Z18



191.D1366751
 LEVER:STRETCH:
 PAPER TRAY:ASS'
 Y

277.D1482943
 TENSION SPRING:
 LEVER:AUXILIARY
 202301-02 O/O



23.08050092
 RETAINING RING -
 3M



199.D1366774
 GEAR:PAWL:Z39



194.D1366766
 GEAR:IDLER:Z30



280.D1492964
 LEVER:LOCK:PAW
 L



279.D1492961
 LEVER:STRETCH:
 PEEN



192.D1366760
 GEAR:LEVER:STR
 ETCH:Z19



193.D1366765
 GEAR:IDLER:Z14/Z
 36




276.D1492942
 TENSION SPRING:
 LEVER



3.03603005N
 (x7)
 SCREW - M3X5



201.D1366777
 COVER:TRAY



281.D1492965
 LEVER:STRETCH:
 COIL SPRING



195.D1366768
 GUIDE:STRETCH




12.04583010N
 (x2)
 HEXAGON HEAD T
 APPING SCREW:3
 X10



U007_S008
DC MOTOR:RISING TRAY:1.007W:BRUSH

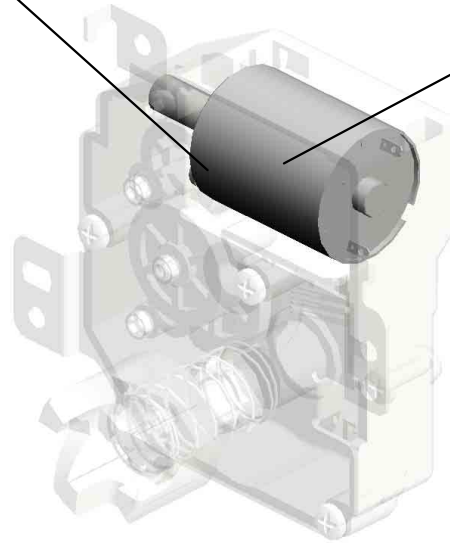
2-03530030N
(x2)
SCREW:M3X3



78.AX040281
DC MOTOR:RISING
TRAY:1.007W:BRU
SH




96.D0812966
DC MOTOR:ASS'Y:
1.007W:BRUSH



U001	U002	U003	U004	U005	U006	U007	U008	U009	U010	U011	U012	U013	U014	U015	U016	U017	U018	U019	U020	U021
------	------	------	------	------	------	------	------	------	------	------	------	------	------	------	------	------	------	------	------	------

U007_S009
DC MOTOR:RISING TRAY:1.007W:BRUSH

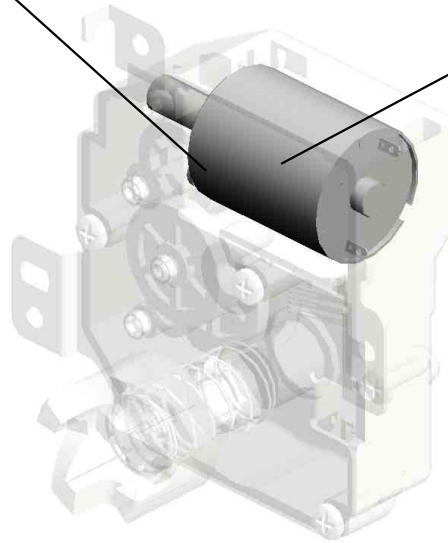
2-03530030N
(x2)
SCREW:M3X3



78.AX040281
DC MOTOR:RISING
TRAY:1.007W:BRU
SH



96.D0812966
DC MOTOR:ASS'Y:
1.007W:BRUSH



U001	U002	U003	U004	U005	U006	U007	U008	U009	U010	U011	U012	U013	U014	U015	U016	U017	U018	U019	U020	U021
------	------	------	------	------	------	------	------	------	------	------	------	------	------	------	------	------	------	------	------	------

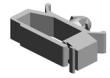
U007_S010
HEAT SINK:HEATER:UPPER:ASS'Y

33.11050760
(x2)
CLAMP:LWSM-051
1A

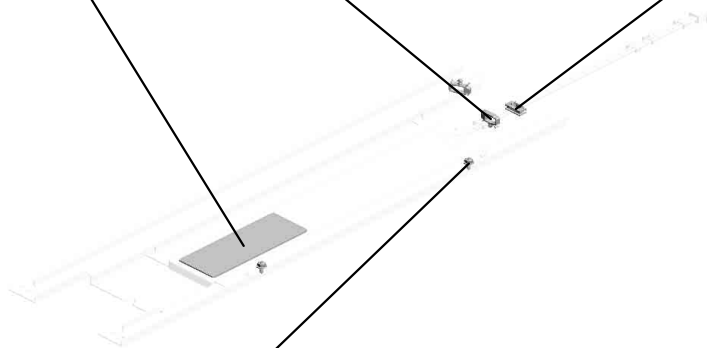


234.D1386682
HEAT SINK:HEATE
R:UPPER:ASSY

203.D1366788
DECAL:H-TEMP W
ARNING:HEATER



30.11050723
CLAMPS:WES-050
7

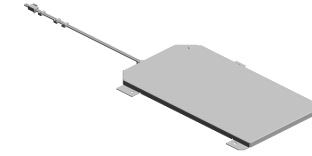
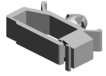


9.04543006Q
(x2)
TAPPING SCREW -
M3X6

U001	U002	U003	U004	U005	U006	U007	U008	U009	U010	U011	U012	U013	U014	U015	U016	U017	U018	U019	U020	U021
------	------	------	------	------	------	------	------	------	------	------	------	------	------	------	------	------	------	------	------	------

U007_S011
HEAT SINK:HEATER:LOWER:ASS'Y

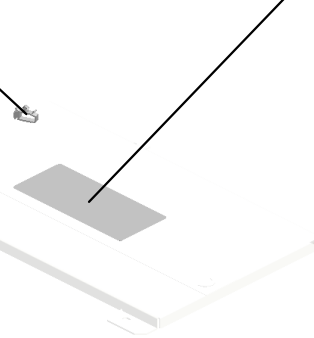
33.11050760
CLAMP:LWSM-051
1A



235.D1386685
HEAT SINK:HEATE
R:LOWER:ASS'Y



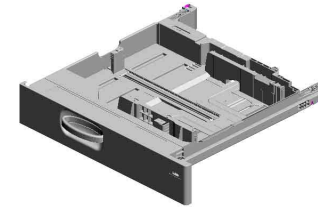
290.M0262734
DECAL:H-TEMP W
ARNING:HEATER



U001	U002	U003	U004	U005	U006	U007	U008	U009	U010	U011	U012	U013	U014	U015	U016	U017	U018	U019	U020	U021
------	------	------	------	------	------	------	------	------	------	------	------	------	------	------	------	------	------	------	------	------

U007_S012
PAPER TRAY:NO.4:ASS'Y

- 130.D1356737 DECAL:SIZE INDICATION:SIDE FENCE
- 189.D1366748 DECAL:SIZE INDICATION:END FENCE:FRONT
- 190.D1366749 DECAL:SIZE INDICATION:END FENCE:REAR
- 133.D1356740 LINK:END FENCE:PAPER SIZE SENSOR
- 258.D1492814 COIL SPRING:EAR TH



125.D1356756
[A]
PAPER TRAY:NO.4
:ASS'Y
201605-03 O/O

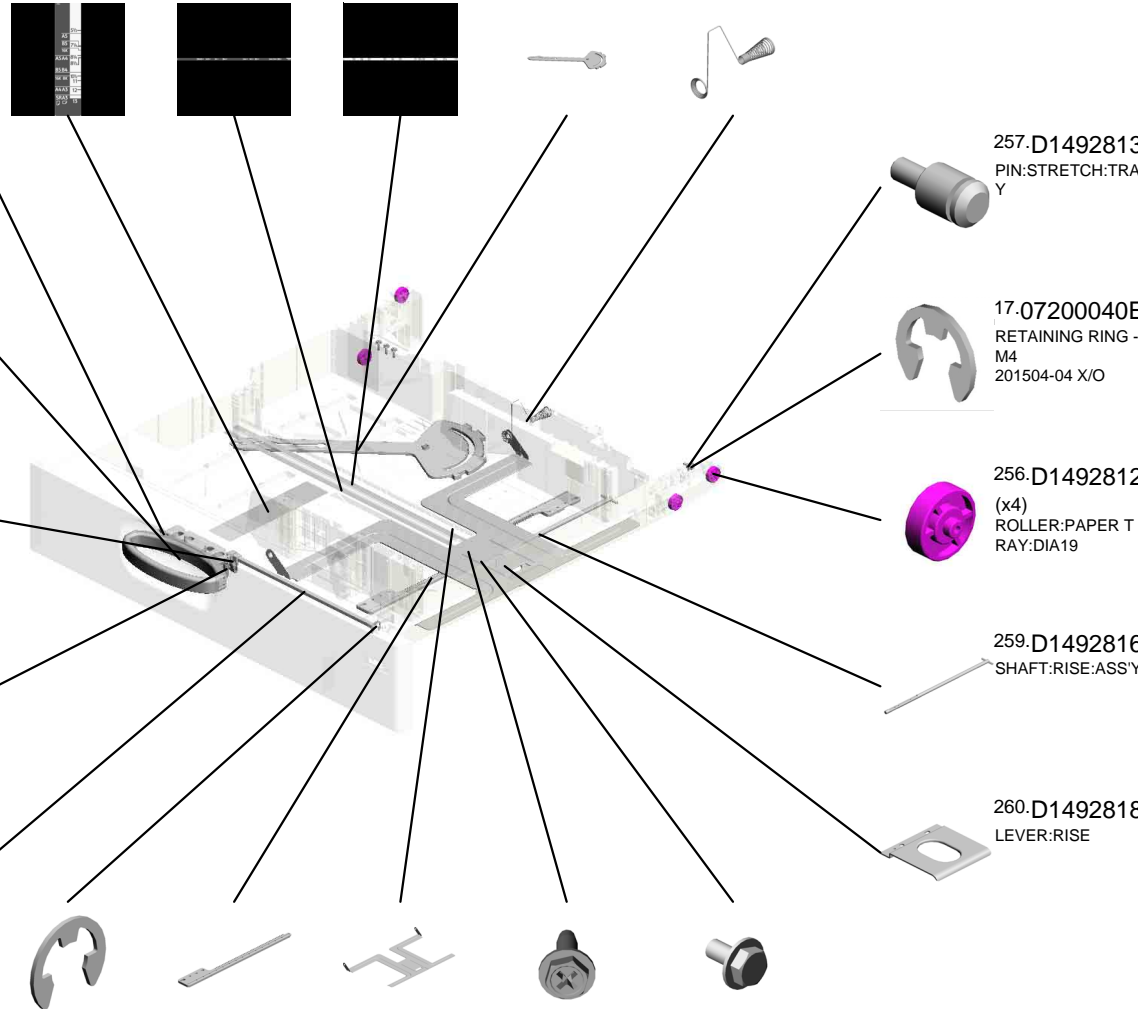
92.D1752854
TENSION SPRING:
GRIP:LEFT
201510-05 O/O

132.D1356739
GRIP:PAPER TRAY

79.B2232862
LEVER - RELEASE
INNER

91.D0392566
TENSION SPRING:
GRIP:RIGHT

131.D1356738
SHAFT:RELEASE:P
APER TRAY:NO.2



257.D1492813
PIN:STRETCH:TRA
Y

17.07200040E
RETAINING RING -
M4
201504-04 X/O

256.D1492812
(x4)
ROLLER:PAPER T
RAY:DIA19

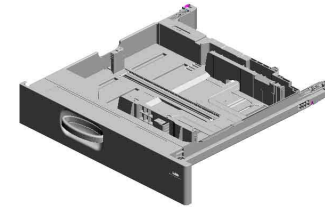
259.D1492816
SHAFT:RISE:ASS'Y

260.D1492818
LEVER:RISE

- 26.08050106 RETAINING RINGS (x2) -E:SILENCER:DIA6
- 264.D0E32835 RACK:SIDE FENCE 202305-02 O/O
- 134.D1356742 TRAY BOTTOM PLATE
- 12.04583010N (x6) HEXAGON HEAD TAPPING SCREW:3 X10
- 4.03603006N (x2) SCREW - M3X6

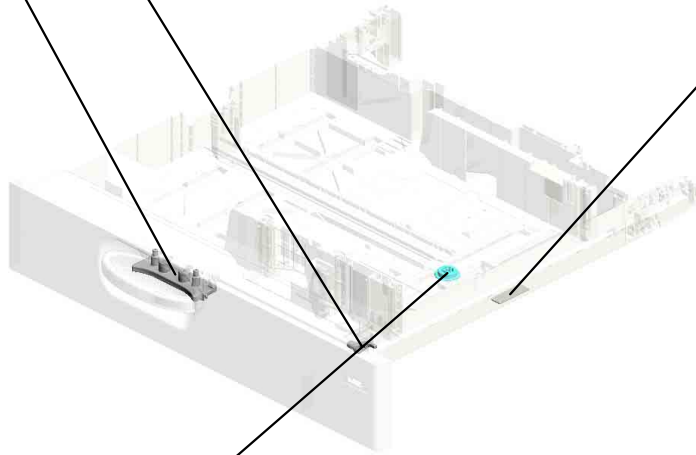

U007_S012
PAPER TRAY:NO.4:ASS'Y

270.D1492858
LEVER:RELEASE:P
APER TRAY:OUTE
R



125.D1356756
[A]
PAPER TRAY:NO.4
:ASS'Y
201605-03 O/O

271.D1492861
HOLDER:GRIP:PAP
ER TRAY



314.AF013019
PAD:TRAY BOTTO
M PLATE
201809-02 O/O



265.D1492836
GEAR:Z20



D1356715
[A]
PAPER TRAY:NO.4
:ASS'Y
201605-03 O/O

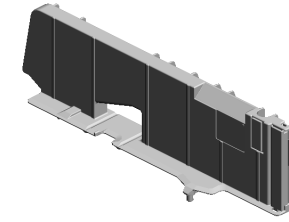
U001	U002	U003	U004	U005	U006	U007	U008	U009	U010	U011	U012	U013	U014	U015	U016	U017	U018	U019	U020	U021
------	------	------	------	------	------	------	------	------	------	------	------	------	------	------	------	------	------	------	------	------

U007_S012_S001
SIDE FENCE:REAR:ASS'Y

278.D1492952
DECAL:SIDE FENC
E:PAPER VOLUME

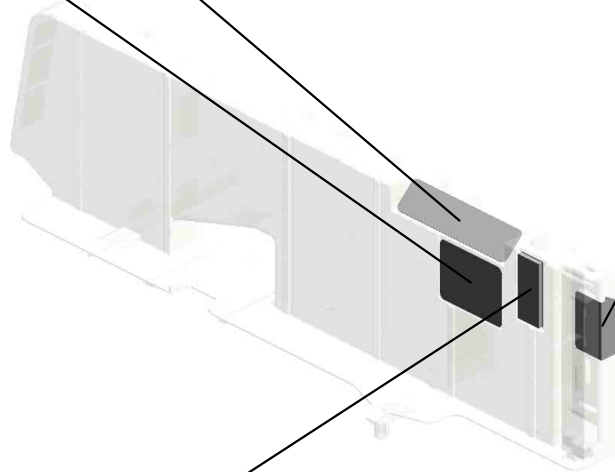


310.D2616769
DECAL:SIDE FENC
E:PAPER VOLUME:
ENVELOPE



127.D1356718
SIDE FENCE:REAR
:ASS'Y

136.D1356747
SHEET:GUIDE:FEE
LER:PAPER END



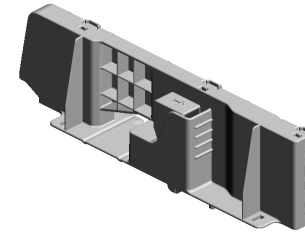
81.B2342864
PAD:CLEANER



U001	U002	U003	U004	U005	U006	U007	U008	U009	U010	U011	U012	U013	U014	U015	U016	U017	U018	U019	U020	U021
------	------	------	------	------	------	------	------	------	------	------	------	------	------	------	------	------	------	------	------	------

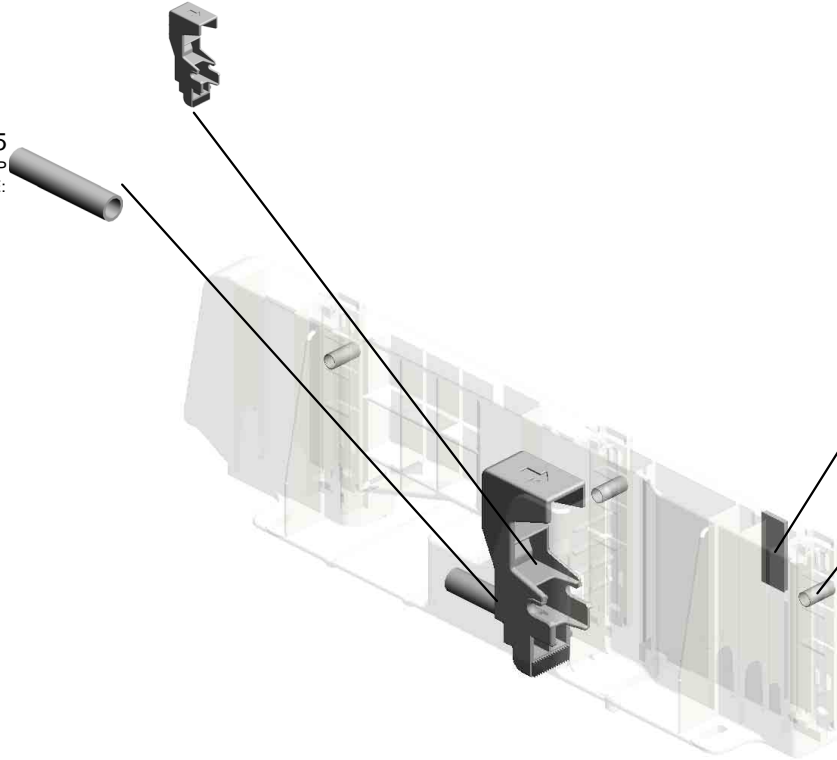
U007_S012_S002
SIDE FENCE:FRONT:ASS'Y

261.D1492824
LEVER:STOPPER:
FRONT



309.D1492878
[A]
SIDE FENCE:FRON
T:ASS'Y
201710-04 O/O

262.D1492825
COMPRESSION SP
RING:SIDE FENCE:
POSITIONING



81.B2342864
PAD:CLEANER

263.D1492826
(x3)
COMPRESSION SP
RING:SIDE FENCE:
PLATE:FRONT




D1492875
[A]
SIDE FENCE:FRON
T:ASS'Y
201710-04 O/O


U001	U002	U003	U004	U005	U006	U007	U008	U009	U010	U011	U012	U013	U014	U015	U016	U017	U018	U019	U020	U021
------	------	------	------	------	------	------	------	------	------	------	------	------	------	------	------	------	------	------	------	------

U007_S012_S003
COVER:PAPER TRAY:NO.4:ASS'Y

135.D1356745
DECAL:PAPER SE
T DIRECTION:TRA
Y




129.D1356732
COVER:PAPER TR
AY:NO.4:ASS'Y



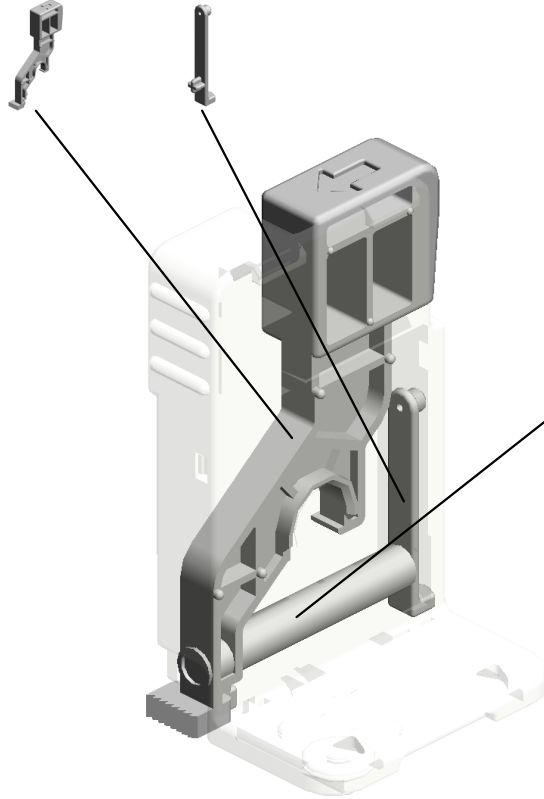
U001	U002	U003	U004	U005	U006	U007	U008	U009	U010	U011	U012	U013	U014	U015	U016	U017	U018	U019	U020	U021
------	------	------	------	------	------	------	------	------	------	------	------	------	------	------	------	------	------	------	------	------

U007_S012_S004
END FENCE:PAPER TRAY:ASS'Y

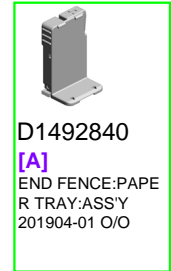
267.D1492842 268.D1492843
LEVER:END FENC CLICK:END FENCE
E



316.D0BQ2840
[A]
END FENCE:PAPE
R TRAY:ASS'Y
201904-01 O/O



269.D1492845
COMPRESSION SP
RING:END FENCE:
LEVER:5N

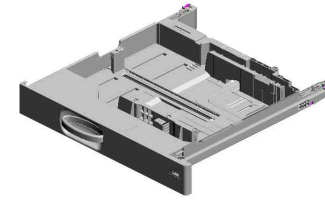


D1492840
[A]
END FENCE:PAPE
R TRAY:ASS'Y
201904-01 O/O

U001	U002	U003	U004	U005	U006	U007	U008	U009	U010	U011	U012	U013	U014	U015	U016	U017	U018	U019	U020	U021
------	------	------	------	------	------	------	------	------	------	------	------	------	------	------	------	------	------	------	------	------

U007_S013
PAPER TRAY:ASS'Y

- 130.D1356737 DECAL:SIZE INDICATION:SIDE FENCE
- 189.D1366748 DECAL:SIZE INDICATION:END FENCE:FRONT
- 190.D1366749 DECAL:SIZE INDICATION:END FENCE:REAR
- 133.D1356740 LINK:END FENCE:PAPER SIZE SENSOR
- 12.04583010N (x6) HEXAGON HEAD TAPPING SCREW:3 X10



126.D1356757
[A]
PAPER TRAY:ASS'Y
201606-01 O/O

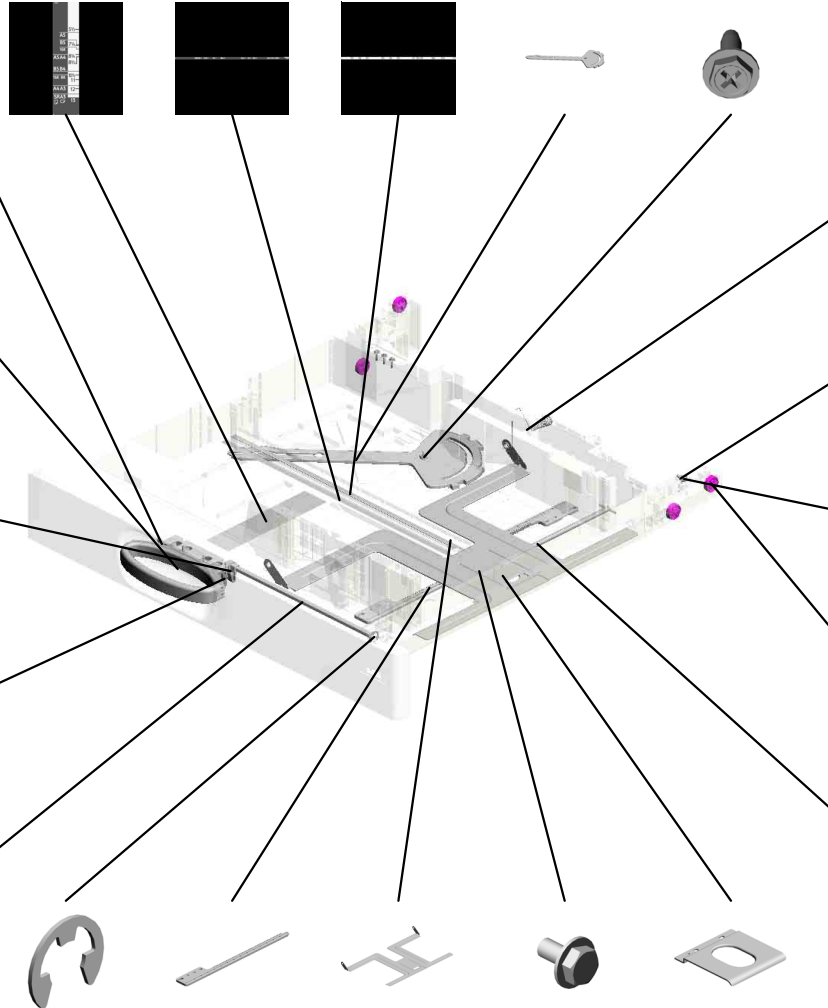
92.D1752854
TENSION SPRING:GRIP:LEFT
201510-05 O/O

132.D1356739
GRIP:PAPER TRAY

79.B2232862
LEVER - RELEASE INNER

91.D0392566
TENSION SPRING:GRIP:RIGHT

131.D1356738
SHAFT:RELEASE:PAPER TRAY:NO.2



258.D1492814
COIL SPRING:EAR TH

257.D1492813
PIN:STRETCH:TRAY

17.07200040E
RETAINING RING - M4
201504-04 X/O

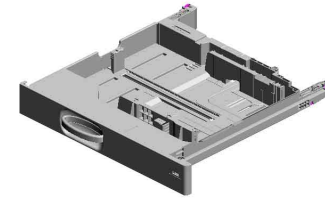
256.D1492812
(x4)
ROLLER:PAPER TRAY:DIA19

259.D1492816
SHAFT:RISE:ASS'Y

- 26.08050106 RETAINING RINGS -E:SILENCER:DIA6
- 264.D0E32835 (x2) RACK:SIDE FENCE 202305-02 O/O
- 134.D1356742 TRAY BOTTOM PLATE
- 4.03603006N (x2) SCREW - M3X6
- 260.D1492818 LEVER:RISE

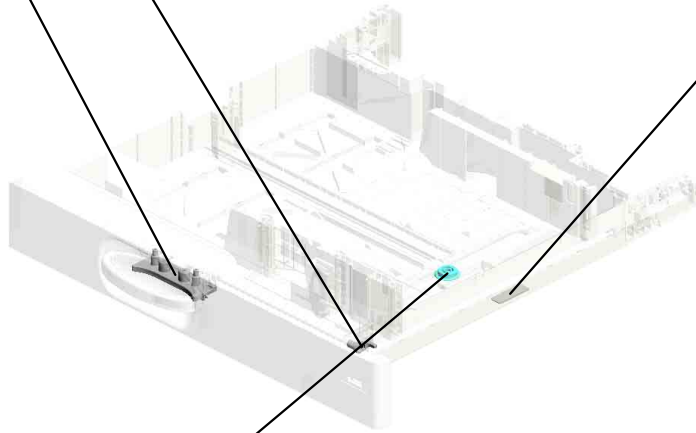

U007_S013
PAPER TRAY:ASS'Y

270.D1492858
LEVER:RELEASE:P
APER TRAY:OUTE
R



126.D1356757
[A]
PAPER TRAY:ASS'
Y
201606-01 O/O

271.D1492861
HOLDER:GRIP:PAP
ER TRAY



314.AF013019
PAD:TRAY BOTTO
M PLATE
201809-02 O/O



265.D1492836
GEAR:Z20



D1356716
[A]
PAPER TRAY:ASS'
Y
201606-01 O/O

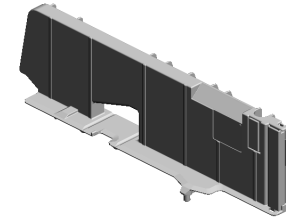
U001	U002	U003	U004	U005	U006	U007	U008	U009	U010	U011	U012	U013	U014	U015	U016	U017	U018	U019	U020	U021
------	------	------	------	------	------	------	------	------	------	------	------	------	------	------	------	------	------	------	------	------

U007_S013_S001
SIDE FENCE:REAR:ASS'Y

278.D1492952
DECAL:SIDE FENC
E:PAPER VOLUME

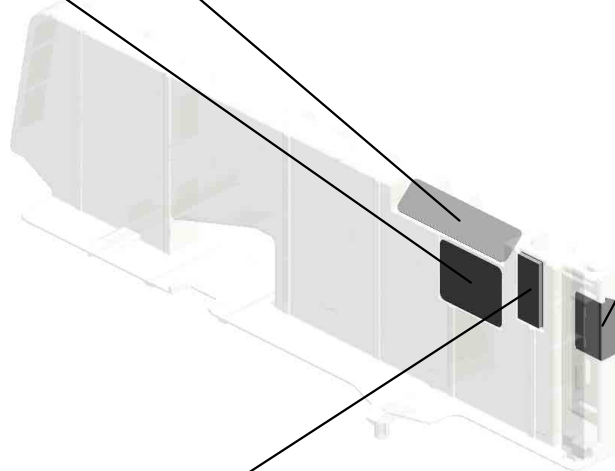


310.D2616769
DECAL:SIDE FENC
E:PAPER VOLUME:
ENVELOPE



127.D1356718
SIDE FENCE:REAR
:ASS'Y

136.D1356747
SHEET:GUIDE:FEE
LER:PAPER END



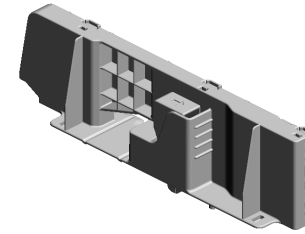
81.B2342864
PAD:CLEANER



U001	U002	U003	U004	U005	U006	U007	U008	U009	U010	U011	U012	U013	U014	U015	U016	U017	U018	U019	U020	U021
------	------	------	------	------	------	------	------	------	------	------	------	------	------	------	------	------	------	------	------	------

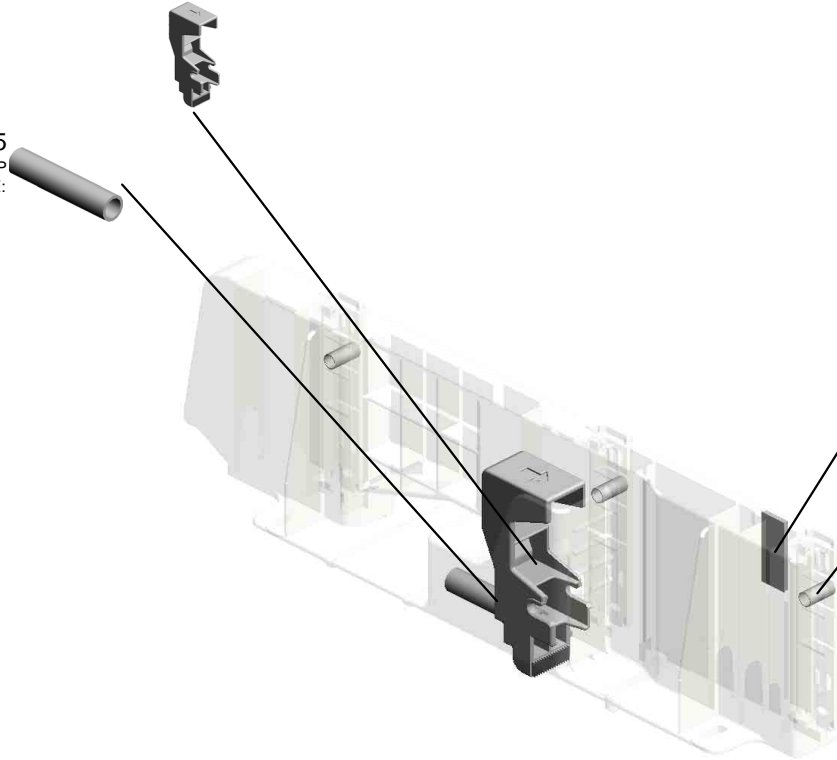
U007_S013_S002
SIDE FENCE:FRONT:ASS'Y

261.D1492824
LEVER:STOPPER:
FRONT



309.D1492878
[A]
SIDE FENCE:FRON
T:ASS'Y
201710-04 O/O

262.D1492825
COMPRESSION SP
RING:SIDE FENCE:
POSITIONING



81.B2342864
PAD:CLEANER

263.D1492826
(x3)
COMPRESSION SP
RING:SIDE FENCE:
PLATE:FRONT




D1492875
[A]
SIDE FENCE:FRON
T:ASS'Y
201710-04 O/O


U001	U002	U003	U004	U005	U006	U007	U008	U009	U010	U011	U012	U013	U014	U015	U016	U017	U018	U019	U020	U021
------	------	------	------	------	------	------	------	------	------	------	------	------	------	------	------	------	------	------	------	------

U007_S013_S003
COVER:PAPER TRAY:NO.3:ASS'Y

135.D1356745
DECAL:PAPER SE
T DIRECTION:TRA
Y




128.D1356730
COVER:PAPER TR
AY:NO.3:ASS'Y



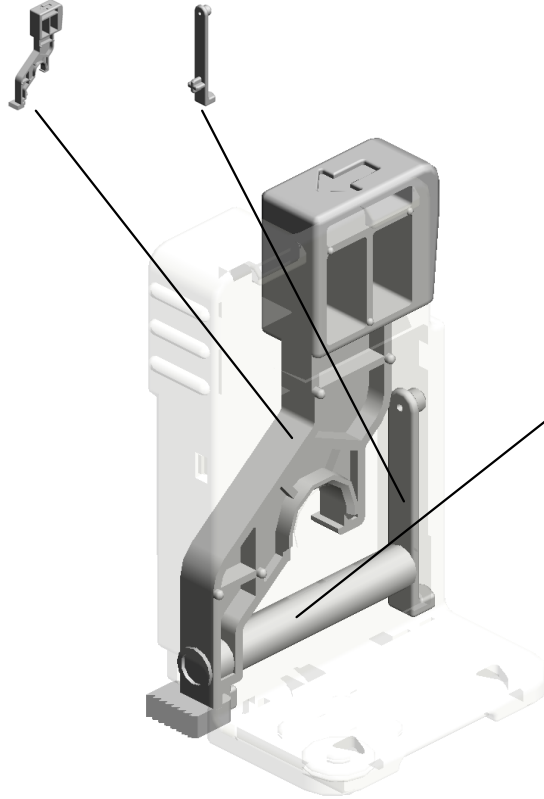
U001	U002	U003	U004	U005	U006	U007	U008	U009	U010	U011	U012	U013	U014	U015	U016	U017	U018	U019	U020	U021
------	------	------	------	------	------	------	------	------	------	------	------	------	------	------	------	------	------	------	------	------

U007_S013_S004
END FENCE:PAPER TRAY:ASS'Y

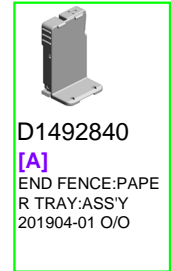
267.D1492842 268.D1492843
LEVER:END FENC E CLICK:END FENCE



316.D0BQ2840
[A]
END FENCE:PAPE
R TRAY:ASS'Y
201904-01 O/O



269.D1492845
COMPRESSION SP
RING:END FENCE:
LEVER:5N

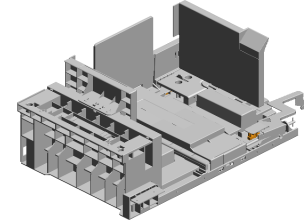


D1492840
[A]
END FENCE:PAPE
R TRAY:ASS'Y
201904-01 O/O

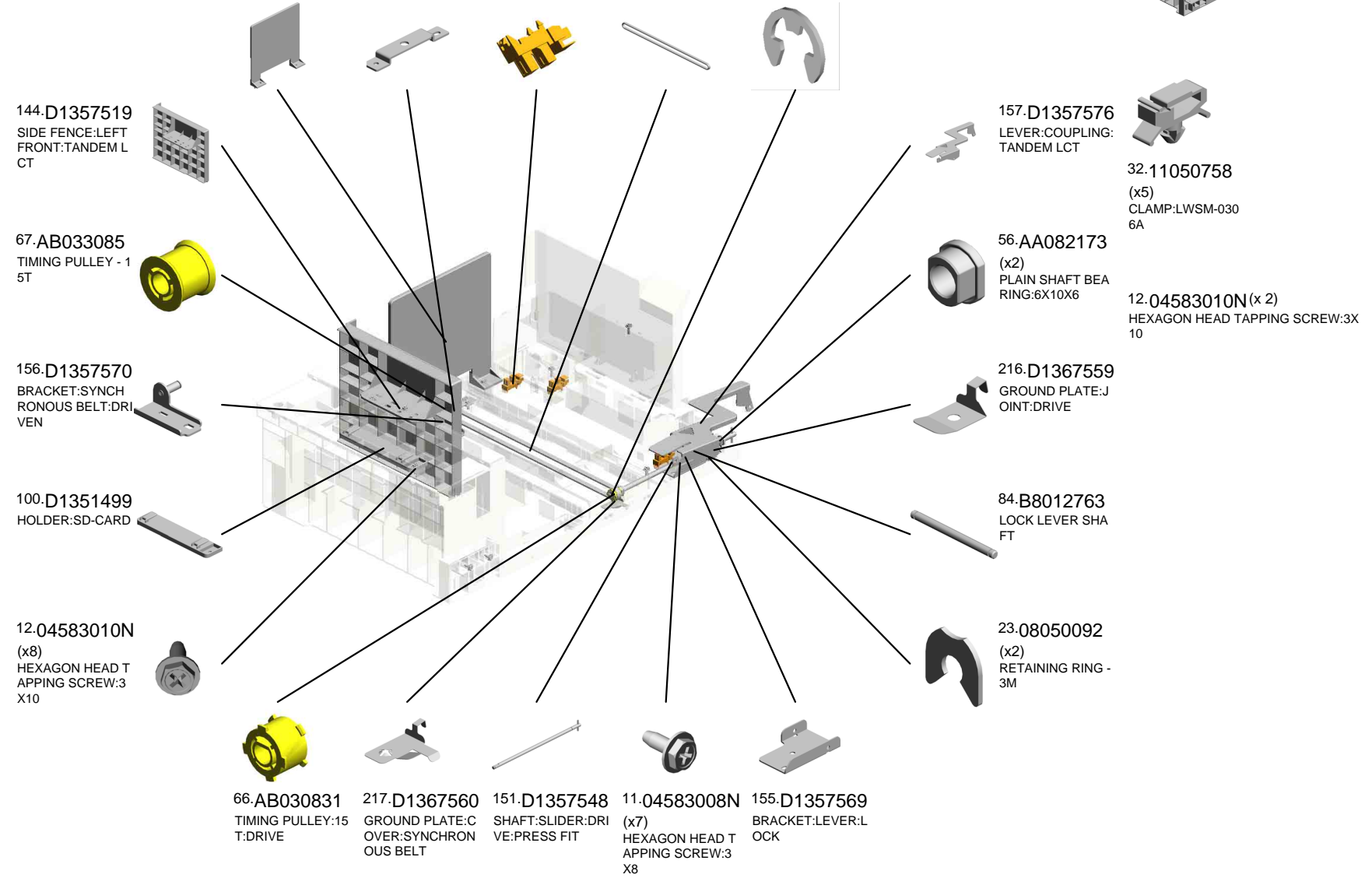
U001	U002	U003	U004	U005	U006	U007	U008	U009	U010	U011	U012	U013	U014	U015	U016	U017	U018	U019	U020	U021
------	------	------	------	------	------	------	------	------	------	------	------	------	------	------	------	------	------	------	------	------

U007_S014
(NA):TANDEM LCT:LEFT:NA:ASS'Y

- 145.D1357520 BACK FENCE:TANDEM LCT
- 154.D1357568 STOPPER:SYNCHRONOUS BELT:SLIDER
- 73.AW020198 (x3) PHOTOINTERRUPTOR:LG2A14NL1
- 48.AA043714 TIMING BELT:60S3 M588 201601-01 O/O
- 17.07200040E (x3) RETAINING RING - M4 201504-04 X/O



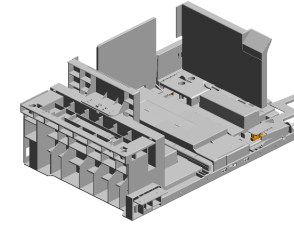
161.D1357599
[A]
(NA):TANDEM LCT:LEFT:NA:ASS'Y
201410-03 X/O



U001	U002	U003	U004	U005	U006	U007	U008	U009	U010	U011	U012	U013	U014	U015	U016	U017	U018	U019	U020	U021
------	------	------	------	------	------	------	------	------	------	------	------	------	------	------	------	------	------	------	------	------

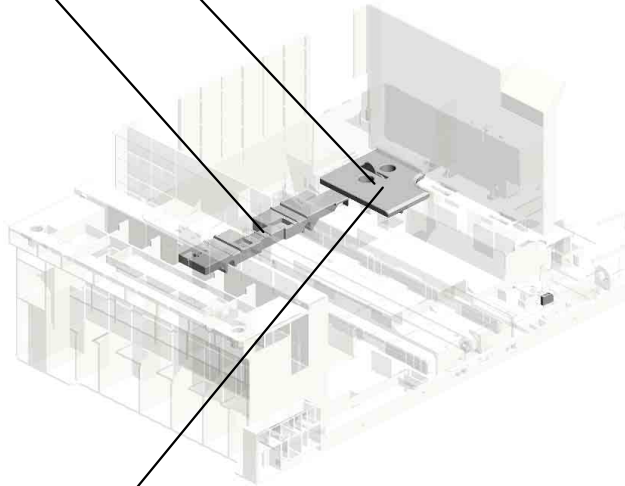
U007_S014
(NA):TANDEM LCT:LEFT:NA:ASS'Y

225.D1366798
COVER:PAPER:SE
T SENSOR:TANDE
M TRAY
201411-02 X/O



161.D1357599
[A]
(NA):TANDEM LCT:
LEFT:NA:ASS'Y
201410-03 X/O

226.D1367579
SLIDER:BACK FEN
CE



223.D1367575
(x2)
CAP:LEVER



224.D1366799
FEELER:PAPER:SE
T SENSOR:TANDE
M TRAY
201412-01 X/O

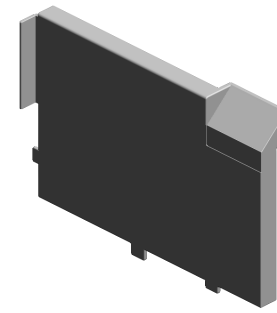
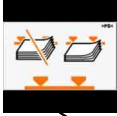


D1357593
[A]
(NA):TANDEM LCT:
LEFT:ASS'Y
201410-03 X/O

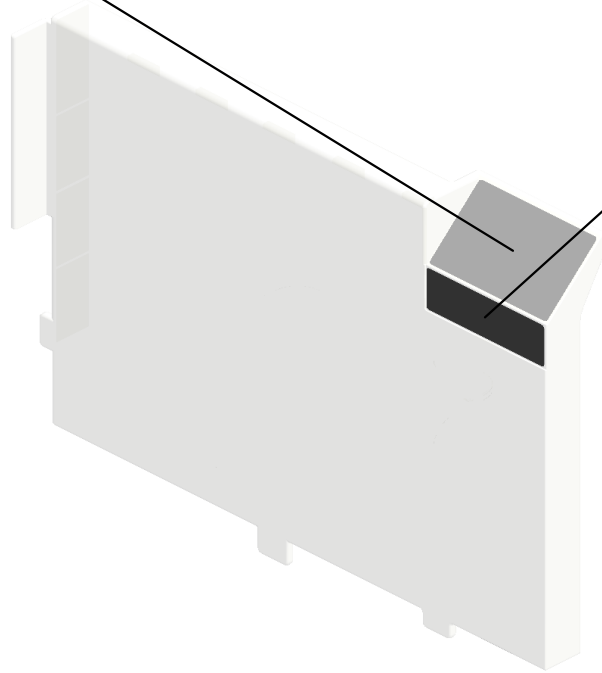

U001	U002	U003	U004	U005	U006	U007	U008	U009	U010	U011	U012	U013	U014	U015	U016	U017	U018	U019	U020	U021
------	------	------	------	------	------	------	------	------	------	------	------	------	------	------	------	------	------	------	------	------

U007_S014_S001
SIDE FENCE:LEFT REAR:TANDEM LCT:ASS'Y

213.D1367546
DECAL:PAPER VO
LUME:SIDE FENCE
:LEFT REAR:1



143.D1357516
SIDE FENCE:LEFT
REAR:TANDEM LC
T:ASSY




U001	U002	U003	U004	U005	U006	U007	U008	U009	U010	U011	U012	U013	U014	U015	U016	U017	U018	U019	U020	U021
------	------	------	------	------	------	------	------	------	------	------	------	------	------	------	------	------	------	------	------	------

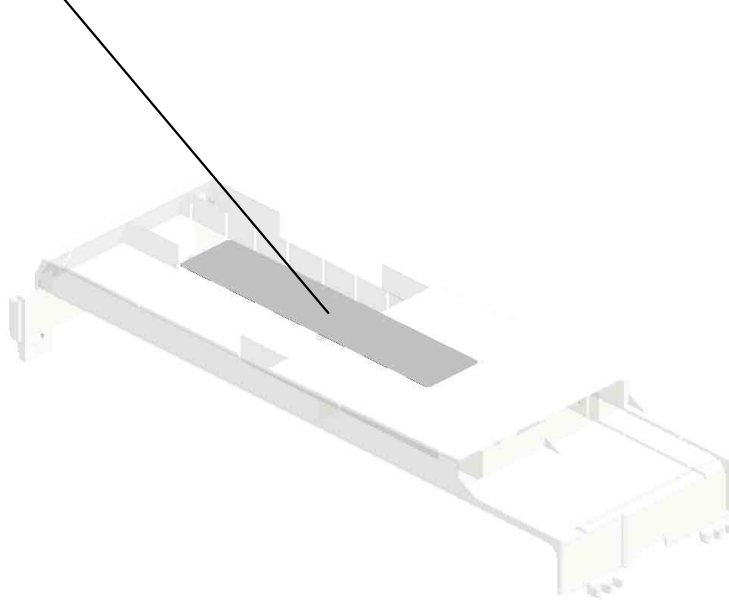
U007_S014_S002

COVER:TIMING BELT:TANDEM TRAY:ASS'Y

44-AA000297
DECAL:PAPER SE
T DIRECTION:TAN
DEM TRAY:LEFT



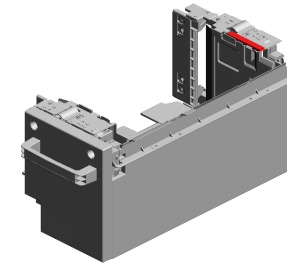
227-D1367581
COVER:TIMING BE
LT:TANDEM TRAY:
ASS'Y



U001	U002	U003	U004	U005	U006	U007	U008	U009	U010	U011	U012	U013	U014	U015	U016	U017	U018	U019	U020	U021
------	------	------	------	------	------	------	------	------	------	------	------	------	------	------	------	------	------	------	------	------

U007_S015
(NA):TANDEM LCT:RIGHT:ASS'Y

- 47.AA000395 DECAL:CAUTION:TANDEM LCT:RIGHT:SET
- 45.AA000308 DECAL:SIDE FENCE:REAR
- 81.B2342864 (x2) PAD:CLEANER
- 17.07200040E (x2) RETAINING RING - M4
201504-04 X/O
- 82.B4756855 SHIELD:TANDEM LCT:REAR RIGHT



303.D1357563
[A]
(NA):TANDEM LCT:RIGHT:ASS'Y
201511-01 O/O

12.04583010N
(x10)
HEXAGON HEAD TAPPING SCREW:3X10



139.D1357509
SIDE FENCE:RIGHT FRONT:TANDEM LCT
201502-16



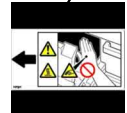
142.D1357514
INNER COVER:RIGHT:TANDEM LCT



150.D1357537
GEAR:OIL DAMPER:RISE




21.08050088
(x3)
RETAINING RING - M6



41.AA000292
DECAL:CAUTION CHART:TANDEM LCT



58.AA082175 (x2)
PLAIN SHAFT BEARING:8X12X7




148.D1357529
BRACKET:BASE:COUPLING



83.B8012649
TRAY STAY SHAFT - RIGHT



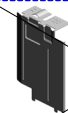
152.D1357566
LEVER:LOCK:AUXILIARY



11.04583008N
(x5)
HEXAGON HEAD TAPPING SCREW:3X8



90.D0294486
TENSION SPRING:GATE PAWL:1.5N



138.D1357507
SIDE FENCE:RIGHT REAR:TANDEM LCT
201502-15



15.06330140G
(x2)
PARALLEL PIN - 3X14

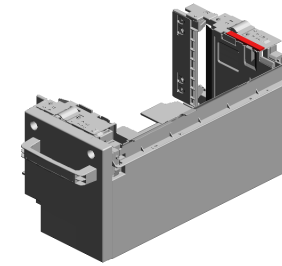


16.07200030E
(x2)
RETAINING RING - M3

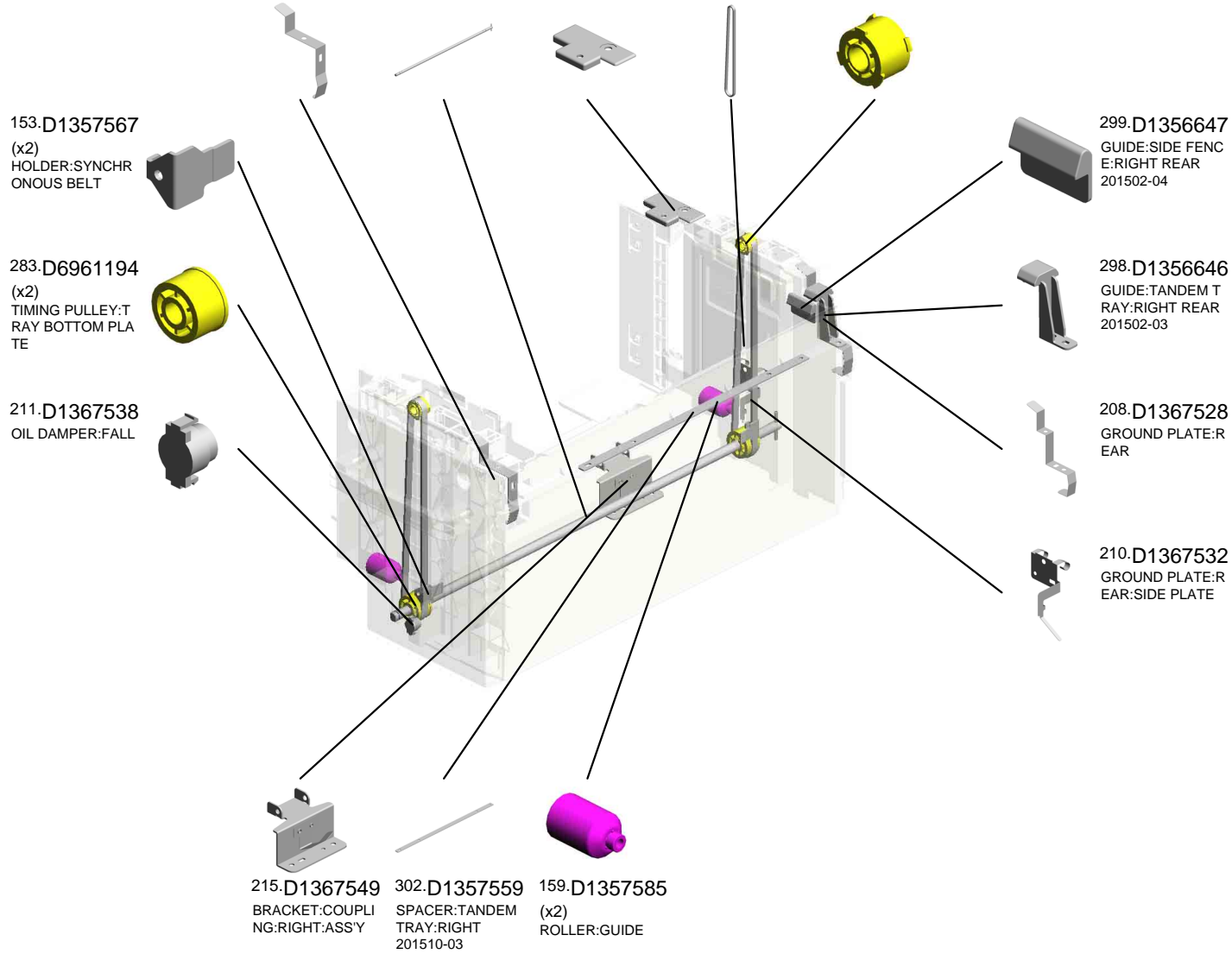
8.04543006N (x 3)
TAPPING SCREW:ROUND POINT:3X6

U007_S015
(NA):TANDEM LCT:RIGHT:ASS'Y

- 209.D1367530 GROUND PLATE:FRONT
- 228.D1367584 SHAFT:RISING TRAY:ASS'Y
- 229.D1367588 STOPPER:END FE
- 287.G5527022 (x2) TIMING BELT
- 230.D1367599 (x2) TIMING PULLEY:TRAY BOTTOM PLATE:TANDEM TRAY:DRIVEN



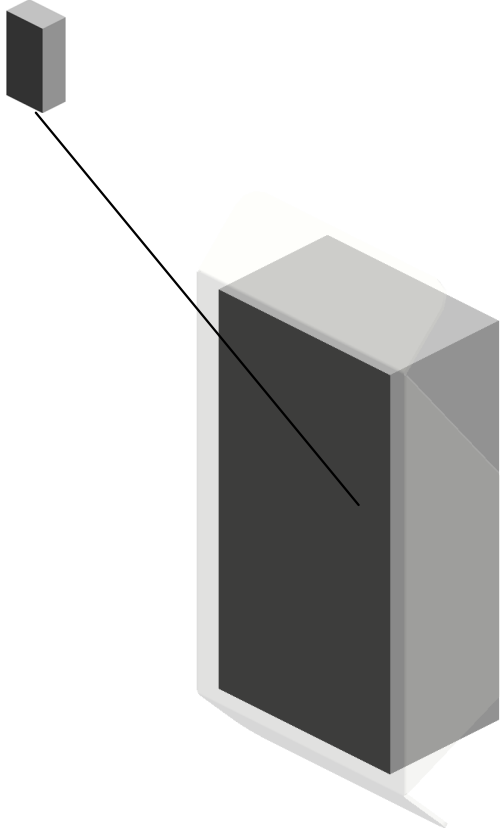
303.D1357563
[A]
(NA):TANDEM LCT:RIGHT:ASS'Y
201511-01 O/O



D1357558
[A]
(NA):TANDEM LCT:RIGHT:ASS'Y
201511-01 O/O

U007_S015_S001
PLATE:PAPER:ASS'Y

61-AA162082
CUSHION:PLATE:P
APER

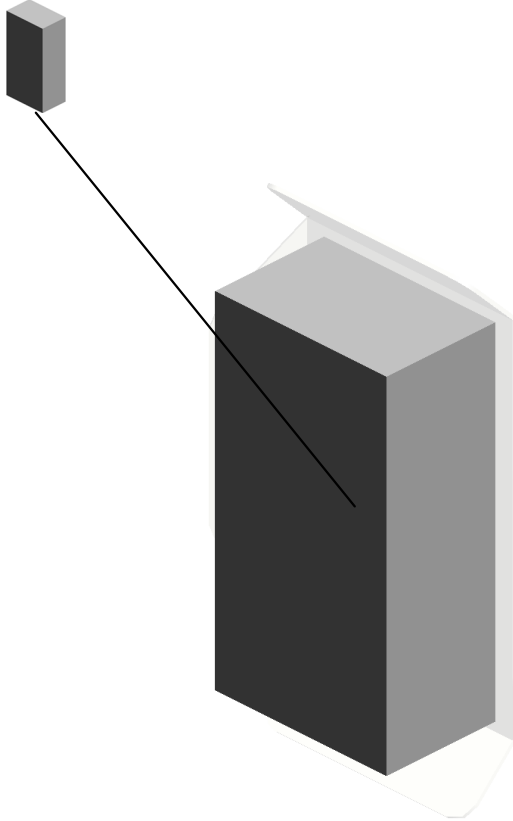


94.D0596690
PLATE:PAPER:ASS
'Y

U001	U002	U003	U004	U005	U006	U007	U008	U009	U010	U011	U012	U013	U014	U015	U016	U017	U018	U019	U020	U021
------	------	------	------	------	------	------	------	------	------	------	------	------	------	------	------	------	------	------	------	------

U007_S015_S002
PLATE:PAPER:ASS'Y

61-AA162082
CUSHION:PLATE:P
APER




94.D0596690
PLATE:PAPER:ASS
'Y


U001	U002	U003	U004	U005	U006	U007	U008	U009	U010	U011	U012	U013	U014	U015	U016	U017	U018	U019	U020	U021
------	------	------	------	------	------	------	------	------	------	------	------	------	------	------	------	------	------	------	------	------

U007_S015_S003
GRIP:INNER COVER:ASS'Y

43-AA000295
DECAL:GRIP:INNE
R COVER:RIGHT



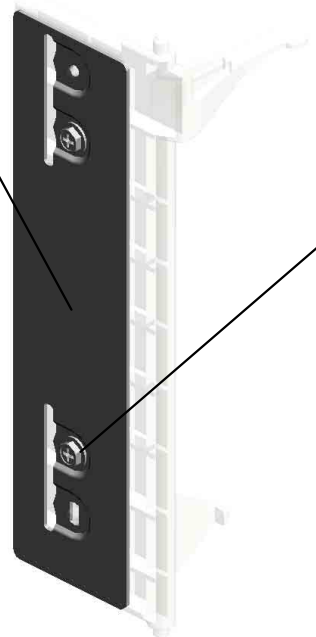
149.D1357531
GRIP:INNER COVE
R:ASS'Y



U001	U002	U003	U004	U005	U006	U007	U008	U009	U010	U011	U012	U013	U014	U015	U016	U017	U018	U019	U020	U021
------	------	------	------	------	------	------	------	------	------	------	------	------	------	------	------	------	------	------	------	------

U007_S015_S004
END FENCE:THREE WAY:ASS'Y

141.D1357512
GUIDE PLATE:END
FENCE:TANDEM L
CT



11.04583008N
(x2)
HEXAGON HEAD T
APPING SCREW:3
X8

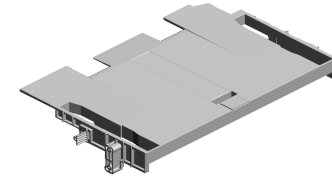
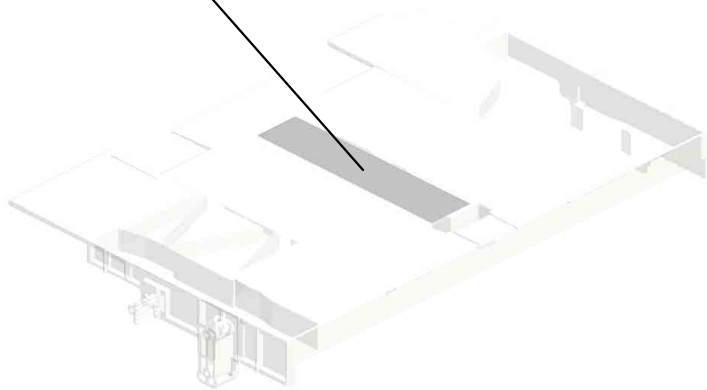



140.D1357510
END FENCE:THRE
E WAY:ASS'Y

U001	U002	U003	U004	U005	U006	U007	U008	U009	U010	U011	U012	U013	U014	U015	U016	U017	U018	U019	U020	U021
------	------	------	------	------	------	------	------	------	------	------	------	------	------	------	------	------	------	------	------	------

U007_S015_S005
TRAY BOTTOM PLATE:ASS'Y

42:AA000294
DECAL:PAPER SE
T DIRECTION:TAN
DEM TRAY:RIGHT



311:D1366686
[A]
TRAY BOTTOM PL
ATE:ASS'Y
201805-03 O/O

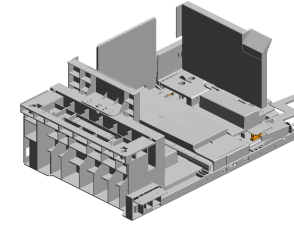


D1367543
[A]
TRAY BOTTOM PL
ATE:ASS'Y
201805-03 O/O

U001	U002	U003	U004	U005	U006	U007	U008	U009	U010	U011	U012	U013	U014	U015	U016	U017	U018	U019	U020	U021
------	------	------	------	------	------	------	------	------	------	------	------	------	------	------	------	------	------	------	------	------

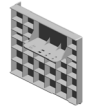
U007_S016
(CHN/EU/AA):TANDEM LCT:LEFT:EU:ASS'Y

- 145.D1357520 BACK FENCE:TANDEM LCT
- 154.D1357568 STOPPER:SYNCHRONOUS BELT:SLIDER
- 73.AW020198 (x3) PHOTOINTERRUPTOR:LG2A14NL1
- 48.AA043714 TIMING BELT:60S3 M588 201601-01 O/O
- 17.07200040E (x3) RETAINING RING - M4 201504-04 X/O



160.D1357598
[A]
(CHN/EU/AA):TANDEM LCT:LEFT:EU:ASS'Y
201410-04 X/O

144.D1357519
SIDE FENCE:LEFT FRONT:TANDEM LCT




67.AB033085
TIMING PULLEY - 15T



156.D1357570
BRACKET:SYNCHRONOUS BELT:DRIVEN



100.D1351499
HOLDER:SD-CARD



12.04583010N
(x8)
HEXAGON HEAD TAPPING SCREW:3X10



66.AB030831
TIMING PULLEY:15T:DRIVE



217.D1367560
GROUND PLATE:COVER:SYNCHRONOUS BELT



151.D1357548
SHAFT:SLIDER:DRIVE:PRESS FIT



11.04583008N
(x7)
HEXAGON HEAD TAPPING SCREW:3X8



155.D1357569
BRACKET:LEVER:LOCK



157.D1357576
LEVER:COUPLING:TANDEM LCT



32.11050758
(x5)
CLAMP:LWSM-0306A

56.AA082173
(x2)
PLAIN SHAFT BEARING:6X10X6



12.04583010N(x 2)
HEXAGON HEAD TAPPING SCREW:3X10

216.D1367559
GROUND PLATE:JOINT:DRIVE



84.B8012763
LOCK LEVER SHAFT



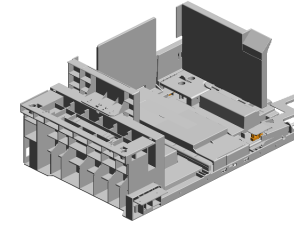
23.08050092
(x2)
RETAINING RING - 3M



U001	U002	U003	U004	U005	U006	U007	U008	U009	U010	U011	U012	U013	U014	U015	U016	U017	U018	U019	U020	U021
------	------	------	------	------	------	------	------	------	------	------	------	------	------	------	------	------	------	------	------	------

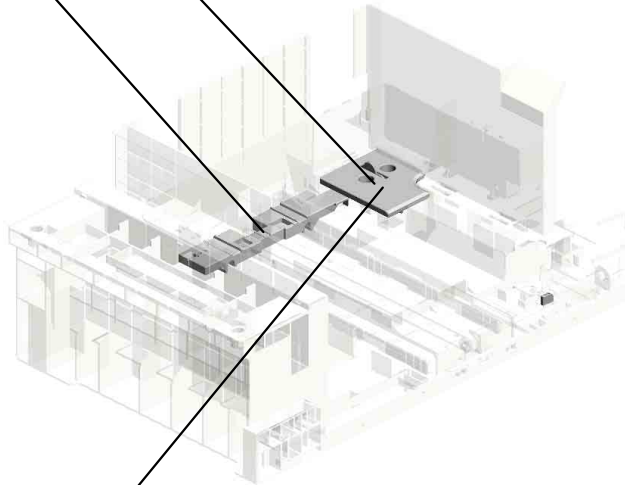
U007_S016
(CHN/EU/AA):TANDEM LCT:LEFT:EU:ASS'Y

225.D1366798
COVER:PAPER:SE
T SENSOR:TANDE
M TRAY
201411-02 X/O



160.D1357598
[A]
(CHN/EU/AA):TAND
EM LCT:LEFT:EU:A
SS'Y
201410-04 X/O

226.D1367579
SLIDER:BACK FEN
CE



223.D1367575
(x2)
CAP:LEVER



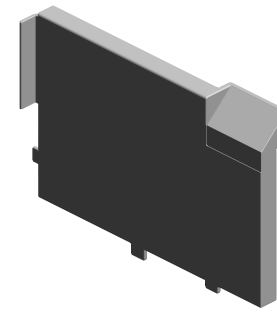
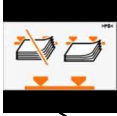
224.D1366799
FEELER:PAPER:SE
T SENSOR:TANDE
M TRAY
201412-01 X/O



D1357592
[A]
(CHN/EU/AA):TAND
EM LCT:LEFT:ASS'
Y
201410-04 X/O

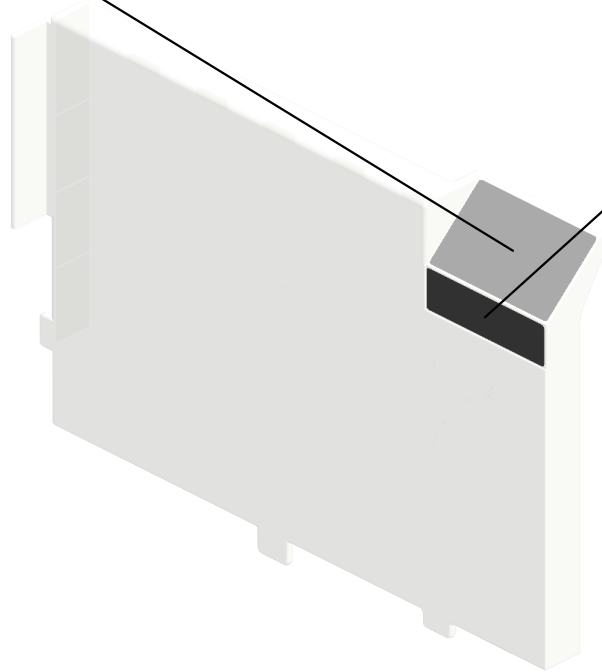
U007_S016_S001
SIDE FENCE:LEFT REAR:TANDEM LCT:ASS'Y

213.D1367546
DECAL:PAPER VO
LUME:SIDE FENCE
:LEFT REAR:1



143.D1357516
SIDE FENCE:LEFT
REAR:TANDEM LC
T:ASSY

214.D1367547
DECAL:PAPER VO
LUME:SIDE FENCE
:LEFT REAR:2




U001	U002	U003	U004	U005	U006	U007	U008	U009	U010	U011	U012	U013	U014	U015	U016	U017	U018	U019	U020	U021
------	------	------	------	------	------	------	------	------	------	------	------	------	------	------	------	------	------	------	------	------

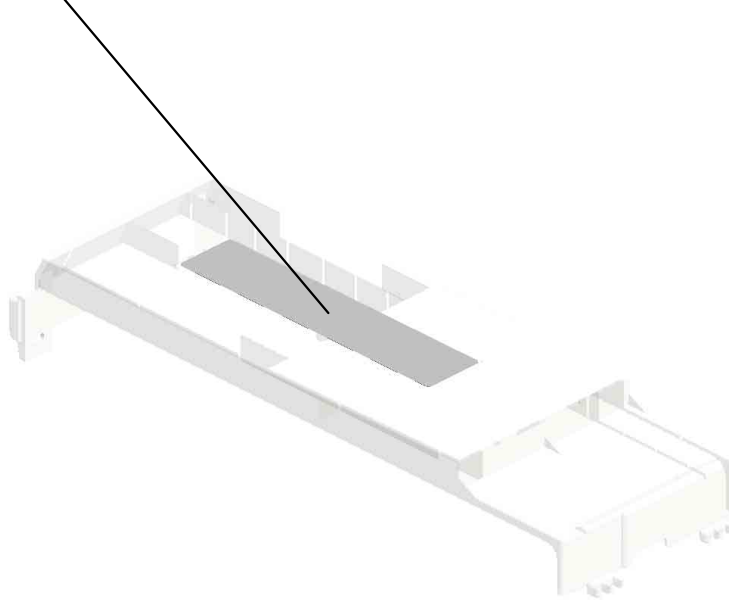
U007_S016_S002

COVER:TIMING BELT:TANDEM TRAY:ASS'Y

44-AA000297
DECAL:PAPER SE
T DIRECTION:TAN
DEM TRAY:LEFT



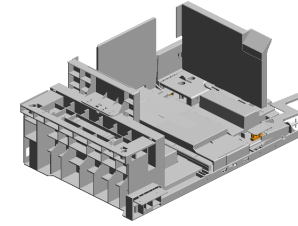
227-D1367581
COVER:TIMING BE
LT:TANDEM TRAY:
ASS'Y



U001	U002	U003	U004	U005	U006	U007	U008	U009	U010	U011	U012	U013	U014	U015	U016	U017	U018	U019	U020	U021
------	------	------	------	------	------	------	------	------	------	------	------	------	------	------	------	------	------	------	------	------

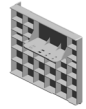
U007_S017
(CHN/EU/AA):TANDEM LCT:LEFT:EU:ASS'Y

- 145.D1357520 BACK FENCE:TANDEM LCT
- 154.D1357568 STOPPER:SYNCHRONOUS BELT:SLIDER
- 73.AW020198 (x3) PHOTOINTERRUPTOR:LG2A14NL1
- 48.AA043714 TIMING BELT:60S3 M588 201601-01 O/O
- 17.07200040E (x3) RETAINING RING - M4 201504-04 X/O



160.D1357598
[A]
(CHN/EU/AA):TANDEM LCT:LEFT:EU:ASS'Y
201410-04 X/O

144.D1357519
SIDE FENCE:LEFT FRONT:TANDEM LCT



67.AB033085
TIMING PULLEY - 15T



156.D1357570
BRACKET:SYNCHRONOUS BELT:DRIVEN



100.D1351499
HOLDER:SD-CARD



12.04583010N
(x8)
HEXAGON HEAD TAPPING SCREW:3X10



66.AB030831
TIMING PULLEY:15T:DRIVE



217.D1367560
GROUND PLATE:COVER:SYNCHRONOUS BELT



151.D1357548
SHAFT:SLIDER:DRIVE:PRESS FIT



11.04583008N
(x7)
HEXAGON HEAD TAPPING SCREW:3X8



155.D1357569
BRACKET:LEVER:LOCK



157.D1357576
LEVER:COUPLING:TANDEM LCT



32.11050758
(x5)
CLAMP:LWSM-0306A

56.AA082173
(x2)
PLAIN SHAFT BEARING:6X10X6




12.04583010N(x 2)
HEXAGON HEAD TAPPING SCREW:3X10

216.D1367559
GROUND PLATE:JOINT:DRIVE



84.B8012763
LOCK LEVER SHAFT



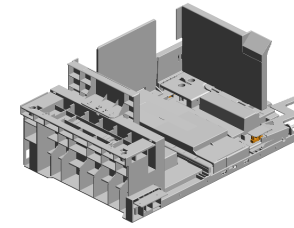
23.08050092
(x2)
RETAINING RING - 3M



U001	U002	U003	U004	U005	U006	U007	U008	U009	U010	U011	U012	U013	U014	U015	U016	U017	U018	U019	U020	U021
------	------	------	------	------	------	------	------	------	------	------	------	------	------	------	------	------	------	------	------	------

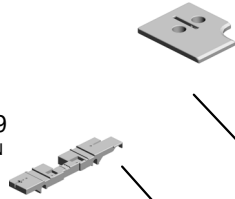
U007_S017
(CHN/EU/AA):TANDEM LCT:LEFT:EU:ASS'Y

225.D1366798
COVER:PAPER:SE
T SENSOR:TANDE
M TRAY
201411-02 X/O

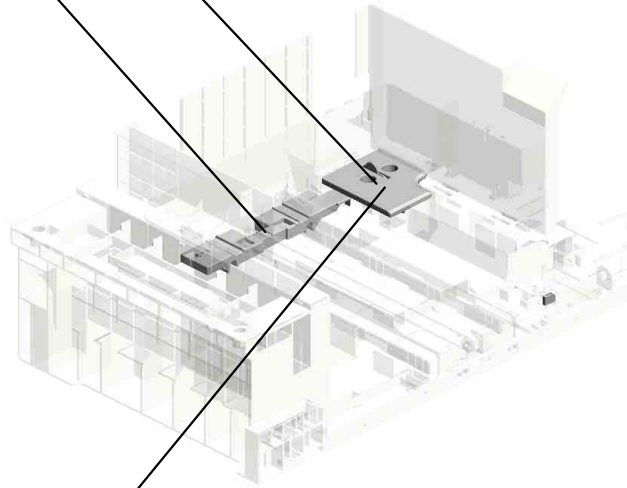


160.D1357598
[A]
(CHN/EU/AA):TAND
EM LCT:LEFT:EU:A
SS'Y
201410-04 X/O

226.D1367579
SLIDER:BACK FEN
CE



223.D1367575
(x2)
CAP:LEVER



224.D1366799
FEELER:PAPER:SE
T SENSOR:TANDE
M TRAY
201412-01 X/O

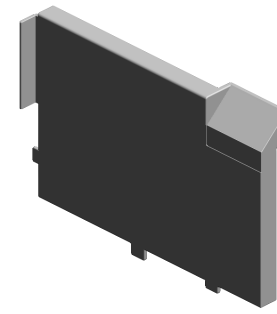
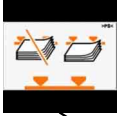


D1357592
[A]
(CHN/EU/AA):TAND
EM LCT:LEFT:ASS'
Y
201410-04 X/O

U001	U002	U003	U004	U005	U006	U007	U008	U009	U010	U011	U012	U013	U014	U015	U016	U017	U018	U019	U020	U021
------	------	------	------	------	------	------	------	------	------	------	------	------	------	------	------	------	------	------	------	------

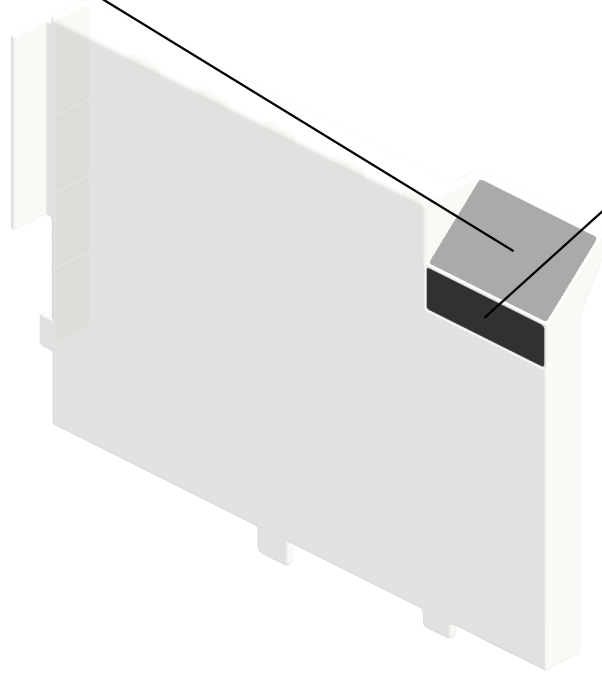
U007_S017_S001
SIDE FENCE:LEFT REAR:TANDEM LCT:ASS'Y

213.D1367546
DECAL:PAPER VO
LUME:SIDE FENCE
:LEFT REAR:1



143.D1357516
SIDE FENCE:LEFT
REAR:TANDEM LC
T:ASSY

214.D1367547
DECAL:PAPER VO
LUME:SIDE FENCE
:LEFT REAR:2




U001	U002	U003	U004	U005	U006	U007	U008	U009	U010	U011	U012	U013	U014	U015	U016	U017	U018	U019	U020	U021
------	------	------	------	------	------	------	------	------	------	------	------	------	------	------	------	------	------	------	------	------

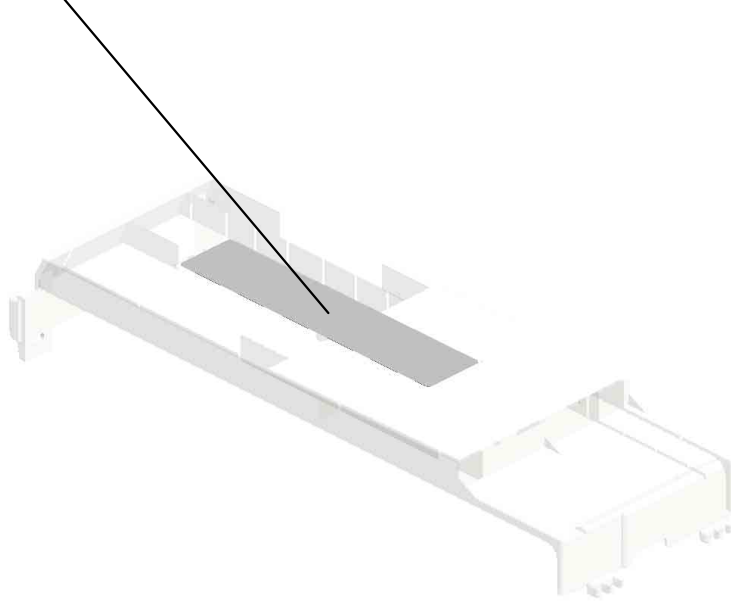
U007_S017_S002

COVER:TIMING BELT:TANDEM TRAY:ASS'Y

44-AA000297
DECAL:PAPER SE
T DIRECTION:TAN
DEM TRAY:LEFT



227-D1367581
COVER:TIMING BE
LT:TANDEM TRAY:
ASS'Y

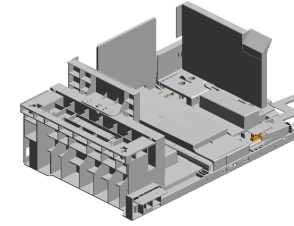


U001	U002	U003	U004	U005	U006	U007	U008	U009	U010	U011	U012	U013	U014	U015	U016	U017	U018	U019	U020	U021
------	------	------	------	------	------	------	------	------	------	------	------	------	------	------	------	------	------	------	------	------

U007_S018

(CHN/EU/AA):TANDEM LCT:LEFT:EU:ASS'Y

- 145.D1357520 BACK FENCE:TANDEM LCT
- 154.D1357568 STOPPER:SYNCHRONOUS BELT:SLIDER
- 73.AW020198 (x3) PHOTOINTERRUPTOR:LG2A14NL1
- 48.AA043714 TIMING BELT:60S3 M588 201601-01 O/O
- 17.07200040E (x3) RETAINING RING - M4 201504-04 X/O



- 160.D1357598 [A] (CHN/EU/AA):TANDEM LCT:LEFT:EU:ASS'Y 201410-04 X/O

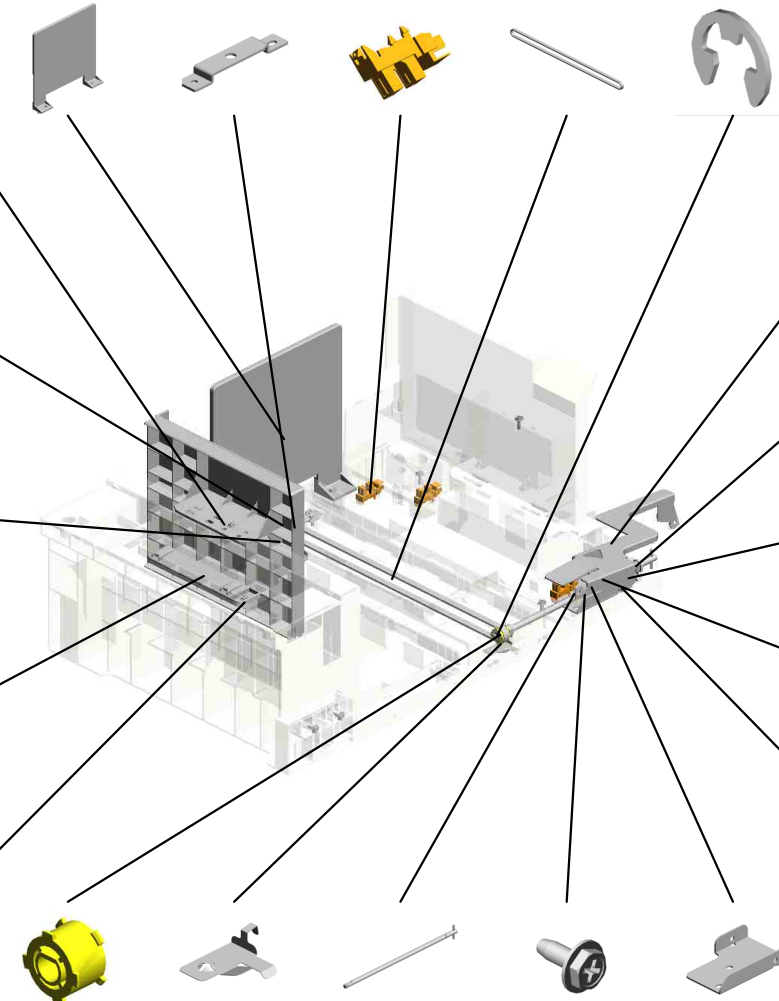
- 144.D1357519 SIDE FENCE:LEFT FRONT:TANDEM LCT

- 67.AB033085 TIMING PULLEY - 15T

- 156.D1357570 BRACKET:SYNCHRONOUS BELT:DRIVEN

- 100.D1351499 HOLDER:SD-CARD

- 12.04583010N (x8) HEXAGON HEAD TAPPING SCREW:3 X10



- 66.AB030831 TIMING PULLEY:15T:DRIVE
- 217.D1367560 GROUND PLATE:COVER:SYNCHRONOUS BELT
- 151.D1357548 SHAFT:SLIDER:DRIVE:PRESS FIT
- 11.04583008N (x7) HEXAGON HEAD TAPPING SCREW:3 X8
- 155.D1357569 BRACKET:LEVER:LOCK

- 157.D1357576 LEVER:COUPLING:TANDEM LCT



- 32.11050758 (x5) CLAMP:LWSM-030 6A

- 56.AA082173 (x2) PLAIN SHAFT BEARING:6X10X6



- 12.04583010N (x 2) HEXAGON HEAD TAPPING SCREW:3X10

- 216.D1367559 GROUND PLATE:JOINT:DRIVE



- 84.B8012763 LOCK LEVER SHAFT

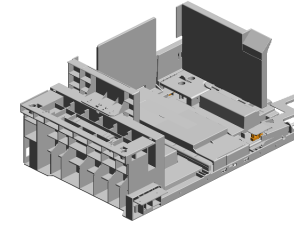


- 23.08050092 (x2) RETAINING RING - 3M



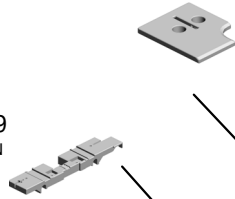
U007_S018
(CHN/EU/AA):TANDEM LCT:LEFT:EU:ASS'Y

225.D1366798
COVER:PAPER:SE
T SENSOR:TANDE
M TRAY
201411-02 X/O

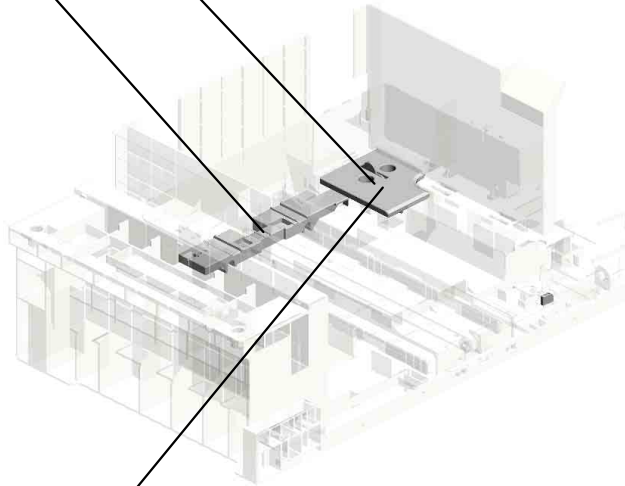


160.D1357598
[A]
(CHN/EU/AA):TAND
EM LCT:LEFT:EU:A
SS'Y
201410-04 X/O

226.D1367579
SLIDER:BACK FEN
CE



223.D1367575
(x2)
CAP:LEVER



224.D1366799
FEELER:PAPER:SE
T SENSOR:TANDE
M TRAY
201412-01 X/O

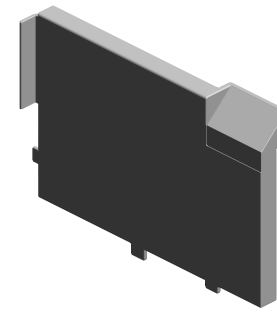
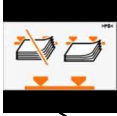


D1357592
[A]
(CHN/EU/AA):TAND
EM LCT:LEFT:ASS'
Y
201410-04 X/O

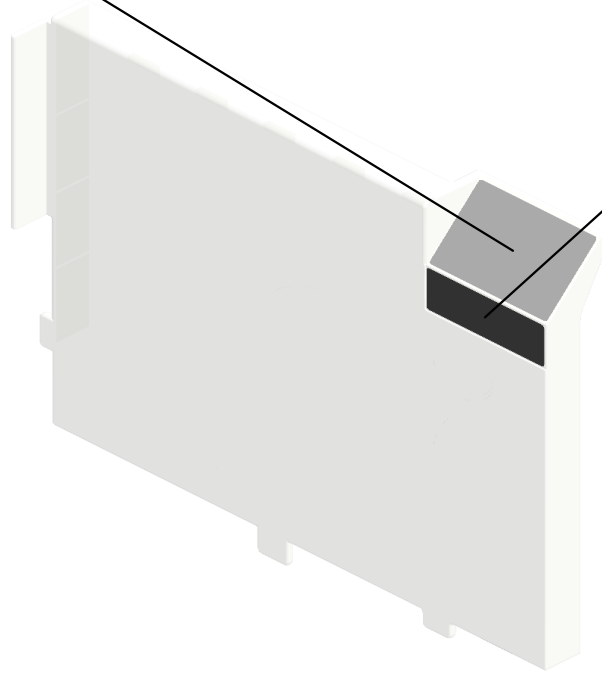

U001	U002	U003	U004	U005	U006	U007	U008	U009	U010	U011	U012	U013	U014	U015	U016	U017	U018	U019	U020	U021
------	------	------	------	------	------	------	------	------	------	------	------	------	------	------	------	------	------	------	------	------

U007_S018_S001
SIDE FENCE:LEFT REAR:TANDEM LCT:ASS'Y

213.D1367546
DECAL:PAPER VO
LUME:SIDE FENCE
:LEFT REAR:1



143.D1357516
SIDE FENCE:LEFT
REAR:TANDEM LC
T:ASS'Y




U001	U002	U003	U004	U005	U006	U007	U008	U009	U010	U011	U012	U013	U014	U015	U016	U017	U018	U019	U020	U021
------	------	------	------	------	------	------	------	------	------	------	------	------	------	------	------	------	------	------	------	------

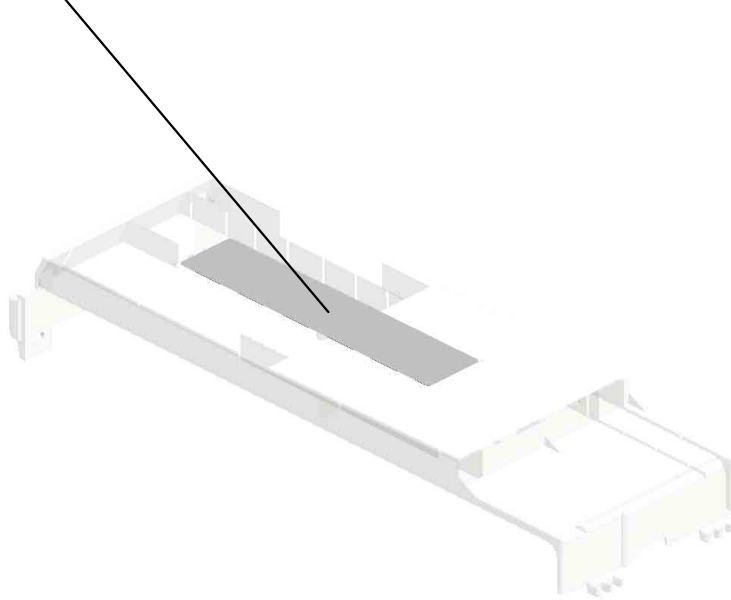
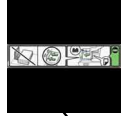
U007_S018_S002

COVER:TIMING BELT:TANDEM TRAY:ASS'Y

44-AA000297
DECAL:PAPER SE
T DIRECTION:TAN
DEM TRAY:LEFT



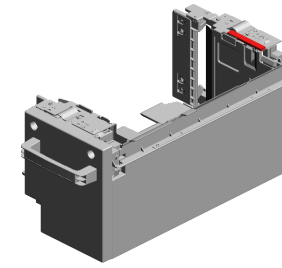
227-D1367581
COVER:TIMING BE
LT:TANDEM TRAY:
ASS'Y



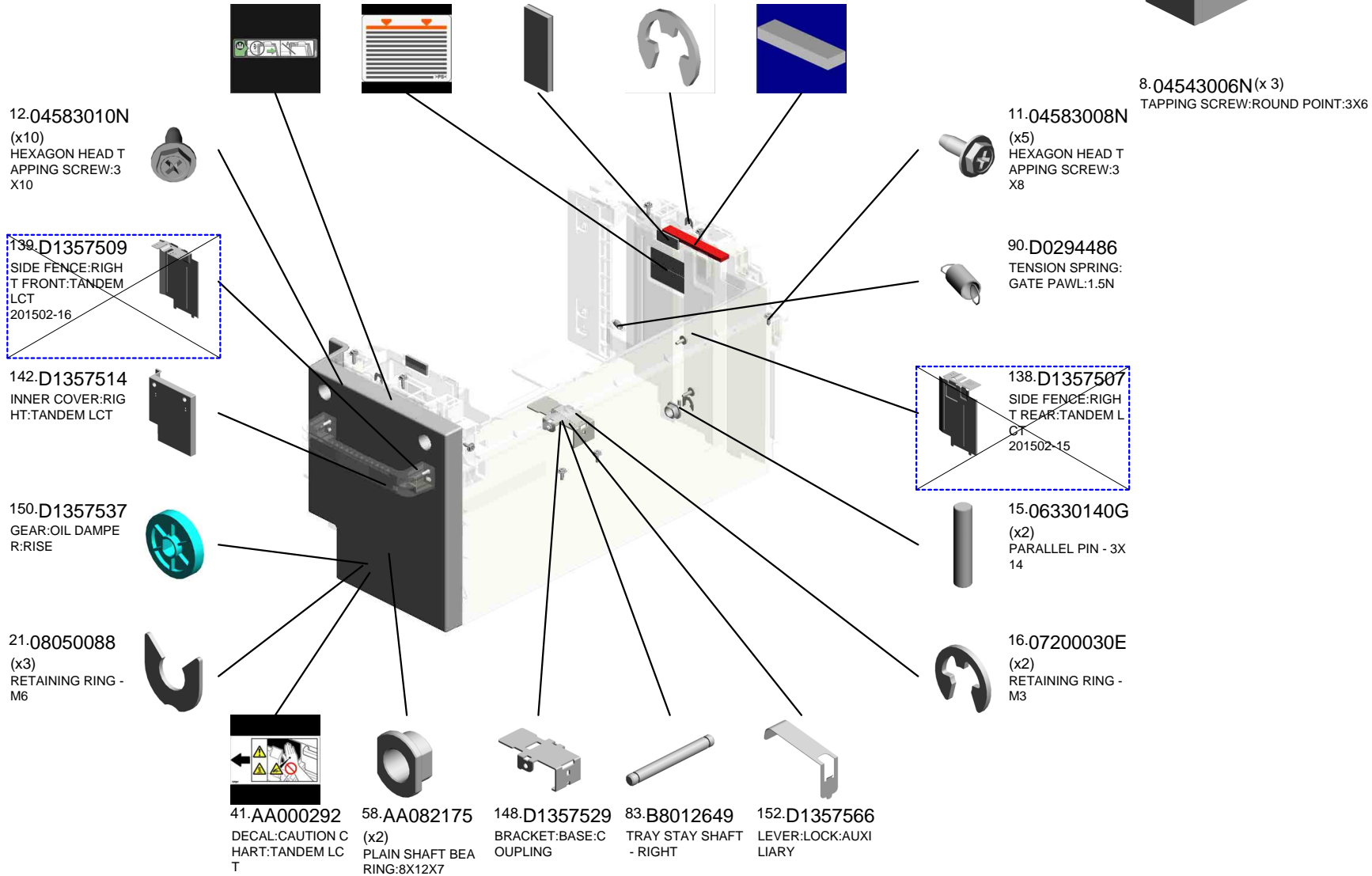
U001	U002	U003	U004	U005	U006	U007	U008	U009	U010	U011	U012	U013	U014	U015	U016	U017	U018	U019	U020	U021
------	------	------	------	------	------	------	------	------	------	------	------	------	------	------	------	------	------	------	------	------

U007_S019
(CHN/EU/AA):TANDEM TRAY:RIGHT:EU:ASS'Y

- 47.AA000395 DECAL:CAUTION:TANDEM LCT:RIGHT:SET
- 45.AA000308 DECAL:SIDE FENCE:REAR
- 81.B2342864 (x2) PAD:CLEANER
- 17.07200040E (x2) RETAINING RING - M4
201504-04 X/O
- 82.B4756855 SHIELD:TANDEM LCT:REAR RIGHT



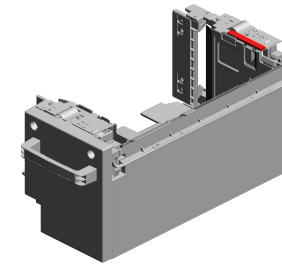
301.D1357560
[A]
(CHN/EU/AA):TANDEM TRAY:RIGHT:EU:ASS'Y
201507-03 O/O



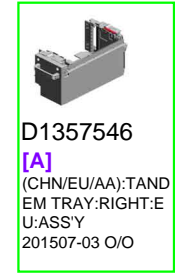
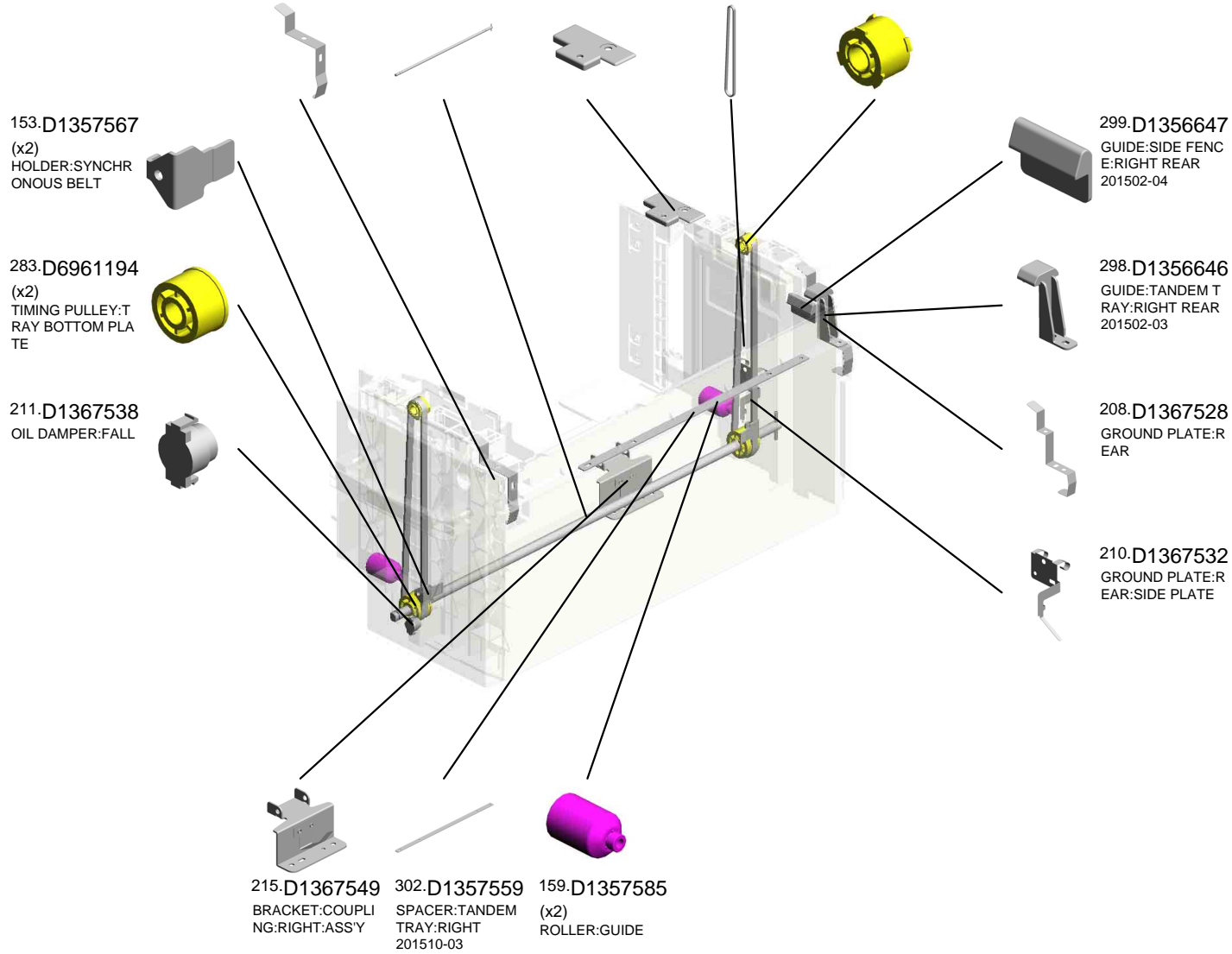
U001	U002	U003	U004	U005	U006	U007	U008	U009	U010	U011	U012	U013	U014	U015	U016	U017	U018	U019	U020	U021
------	------	------	------	------	------	------	------	------	------	------	------	------	------	------	------	------	------	------	------	------

U007_S019
(CHN/EU/AA):TANDEM TRAY:RIGHT:EU:ASS'Y

- 209.D1367530 GROUND PLATE:FRONT
- 228.D1367584 SHAFT:RISING TRAY:ASS'Y
- 229.D1367588 STOPPER:END FE
- 287.G5527022 (x2) TIMING BELT
- 230.D1367599 (x2) TIMING PULLEY:TRAY BOTTOM PLATE:TANDEM TRAY:DRIVEN

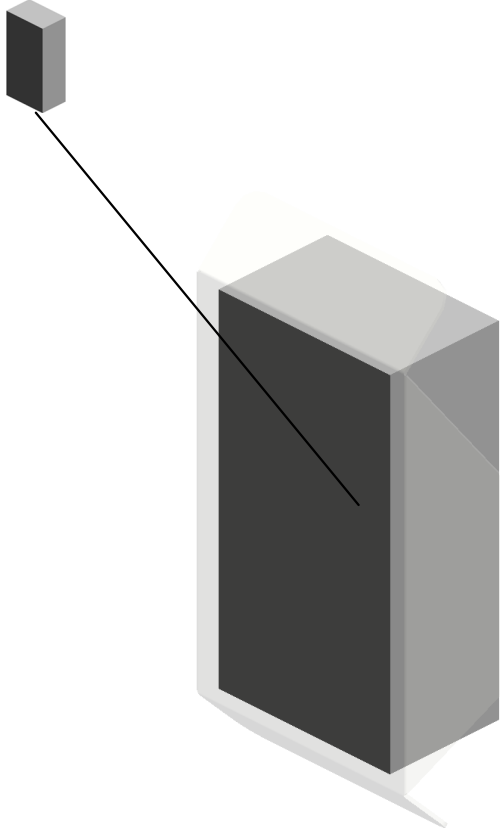


- 301.D1357560 [A] (CHN/EU/AA):TANDEM TRAY:RIGHT:EU:ASS'Y 201507-03 O/O



U007_S019_S001
PLATE:PAPER:ASS'Y

61-AA162082
CUSHION:PLATE:P
APER

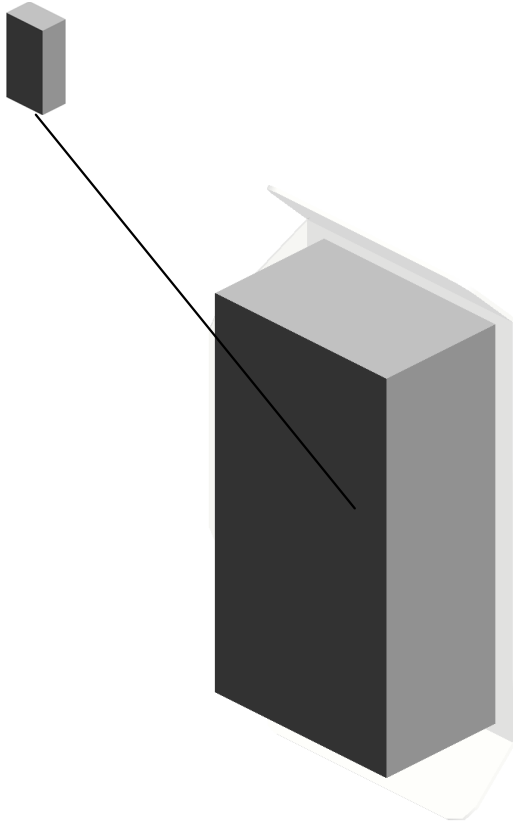


94.D0596690
PLATE:PAPER:ASS
'Y

U001	U002	U003	U004	U005	U006	U007	U008	U009	U010	U011	U012	U013	U014	U015	U016	U017	U018	U019	U020	U021
------	------	------	------	------	------	------	------	------	------	------	------	------	------	------	------	------	------	------	------	------

U007_S019_S002
PLATE:PAPER:ASS'Y

61-AA162082
CUSHION:PLATE:P
APER




94.D0596690
PLATE:PAPER:ASS
'Y


U001	U002	U003	U004	U005	U006	U007	U008	U009	U010	U011	U012	U013	U014	U015	U016	U017	U018	U019	U020	U021
------	------	------	------	------	------	------	------	------	------	------	------	------	------	------	------	------	------	------	------	------

U007_S019_S003
GRIP:INNER COVER:ASS'Y

43-AA000295
DECAL:GRIP:INNE
R COVER:RIGHT



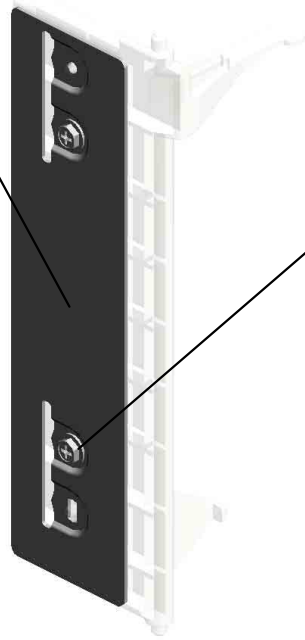
149-D1357531
GRIP:INNER COVE
R:ASS'Y



U001	U002	U003	U004	U005	U006	U007	U008	U009	U010	U011	U012	U013	U014	U015	U016	U017	U018	U019	U020	U021
------	------	------	------	------	------	------	------	------	------	------	------	------	------	------	------	------	------	------	------	------

U007_S019_S004
END FENCE:THREE WAY:ASS'Y

141.D1357512
GUIDE PLATE:END
FENCE:TANDEM L
CT



11.04583008N
(x2)
HEXAGON HEAD T
APPING SCREW:3
X8

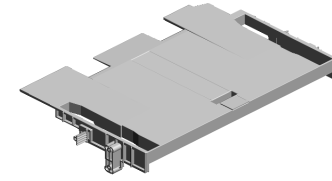
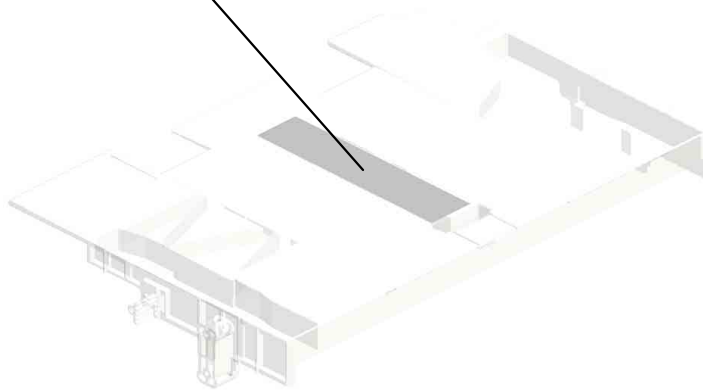



140.D1357510
END FENCE:THRE
E WAY:ASS'Y

U001	U002	U003	U004	U005	U006	U007	U008	U009	U010	U011	U012	U013	U014	U015	U016	U017	U018	U019	U020	U021
------	------	------	------	------	------	------	------	------	------	------	------	------	------	------	------	------	------	------	------	------

U007_S019_S005
TRAY BOTTOM PLATE:ASS'Y

42:AA000294
DECAL:PAPER SE
T DIRECTION:TAN
DEM TRAY:RIGHT



311:D1366686
[A]
TRAY BOTTOM PL
ATE:ASS'Y
201805-03 O/O



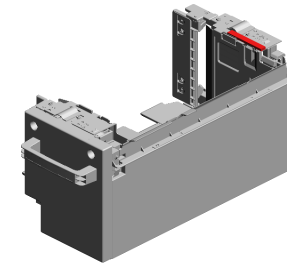
D1367543
[A]
TRAY BOTTOM PL
ATE:ASS'Y
201805-03 O/O

U001	U002	U003	U004	U005	U006	U007	U008	U009	U010	U011	U012	U013	U014	U015	U016	U017	U018	U019	U020	U021
------	------	------	------	------	------	------	------	------	------	------	------	------	------	------	------	------	------	------	------	------

U007_S020

(CHN/EU/AA):TANDEM TRAY:RIGHT:EU:ASS'Y

- 47.AA000395 DECAL:CAUTION:TANDEM LCT:RIGHT:SET
- 45.AA000308 DECAL:SIDE FENCE:REAR
- 81.B2342864 (x2) PAD:CLEANER
- 17.07200040E (x2) RETAINING RING - M4
201504-04 X/O
- 82.B4756855 SHIELD:TANDEM LCT:REAR RIGHT



301.D1357560
[A]
(CHN/EU/AA):TANDEM TRAY:RIGHT:EU:ASS'Y
201507-03 O/O

12.04583010N
(x10)
HEXAGON HEAD TAPPING SCREW:3X10



139.D1357509
SIDE FENCE:RIGHT FRONT:TANDEM LCT
201502-16



142.D1357514
INNER COVER:RIGHT:TANDEM LCT



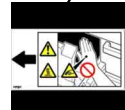
150.D1357537
GEAR:OIL DAMPER:RISE



21.08050088
(x3)
RETAINING RING - M6




41.AA000292
DECAL:CAUTION CONTACT:TANDEM LCT



58.AA082175
(x2)
PLAIN SHAFT BEARING:8X12X7



148.D1357529
BRACKET:BASE:COUPLING



83.B8012649
TRAY STAY SHAFT - RIGHT



152.D1357566
LEVER:LOCK:AUXILIARY



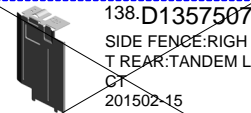
11.04583008N
(x5)
HEXAGON HEAD TAPPING SCREW:3X8



90.D0294486
TENSION SPRING:GATE PAWL:1.5N



138.D1357507
SIDE FENCE:RIGHT REAR:TANDEM LCT
201502-15



15.06330140G
(x2)
PARALLEL PIN - 3X14



16.07200030E
(x2)
RETAINING RING - M3

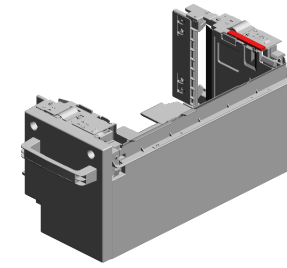


8.04543006N (x 3)
TAPPING SCREW:ROUND POINT:3X6

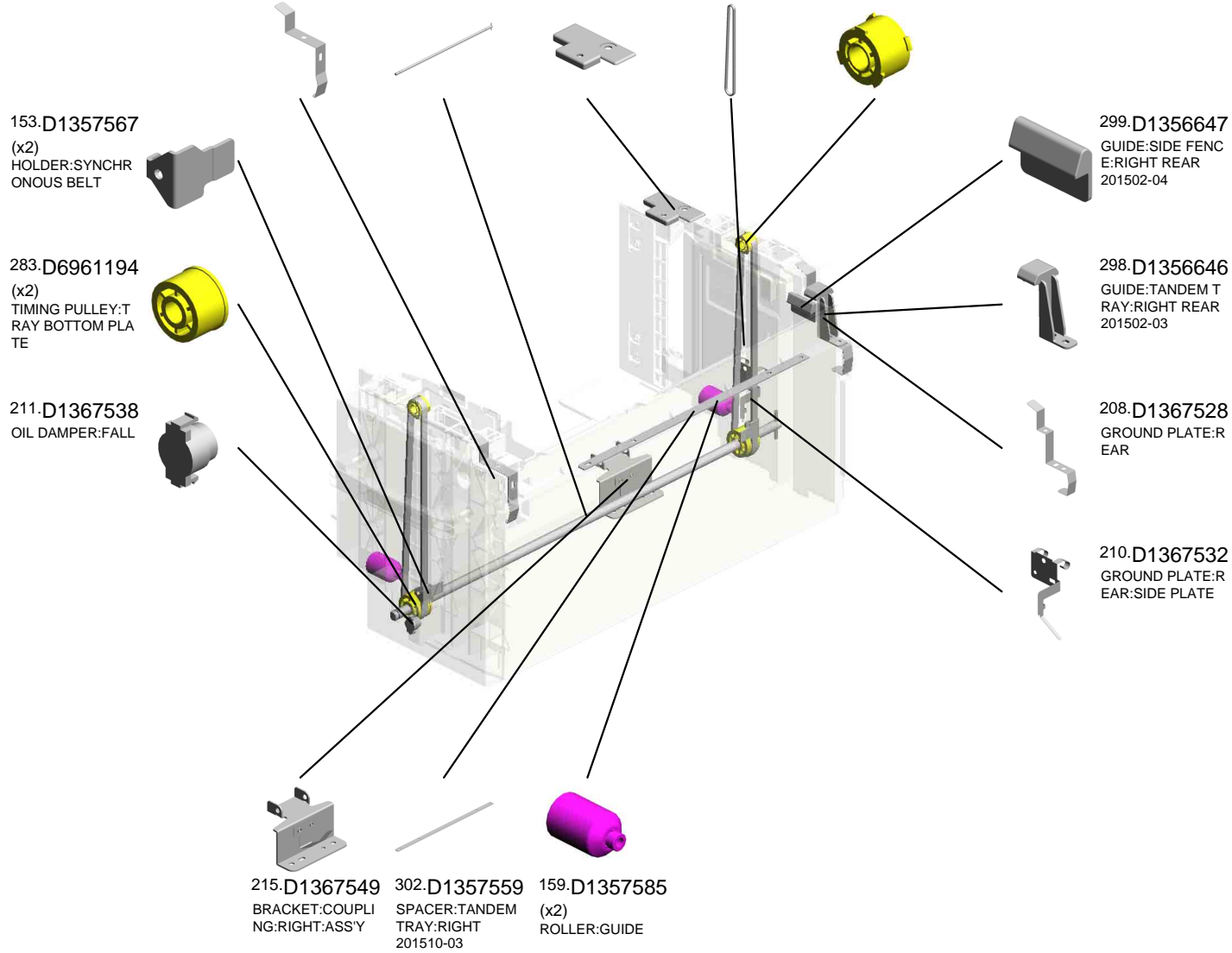
U001	U002	U003	U004	U005	U006	U007	U008	U009	U010	U011	U012	U013	U014	U015	U016	U017	U018	U019	U020	U021
------	------	------	------	------	------	------	------	------	------	------	------	------	------	------	------	------	------	------	------	------

U007_S020
(CHN/EU/AA):TANDEM TRAY:RIGHT:EU:ASS'Y

- 209.D1367530 GROUND PLATE:FRONT
- 228.D1367584 SHAFT:RISING TRAY:ASS'Y
- 229.D1367588 STOPPER:END FE
- 287.G5527022 (x2) TIMING BELT
- 230.D1367599 (x2) TIMING PULLEY:TRAY BOTTOM PLATE:TANDEM TRAY:DRIVEN



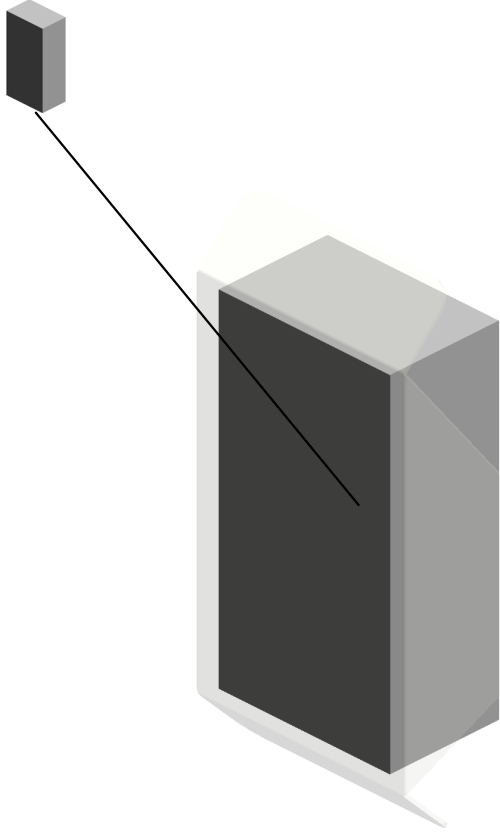
- 301.D1357560 [A] (CHN/EU/AA):TANDEM TRAY:RIGHT:EU:ASS'Y 201507-03 O/O



U001	U002	U003	U004	U005	U006	U007	U008	U009	U010	U011	U012	U013	U014	U015	U016	U017	U018	U019	U020	U021
------	------	------	------	------	------	------	------	------	------	------	------	------	------	------	------	------	------	------	------	------

U007_S020_S001
PLATE:PAPER:ASS'Y

61-AA162082
CUSHION:PLATE:P
APER

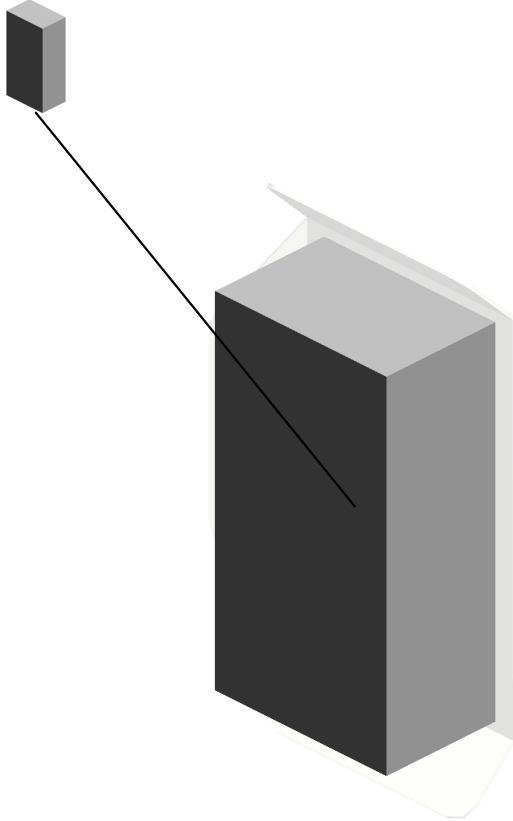


94.D0596690
PLATE:PAPER:ASS
'Y

U001	U002	U003	U004	U005	U006	U007	U008	U009	U010	U011	U012	U013	U014	U015	U016	U017	U018	U019	U020	U021
------	------	------	------	------	------	------	------	------	------	------	------	------	------	------	------	------	------	------	------	------

U007_S020_S002
PLATE:PAPER:ASS'Y

61-AA162082
CUSHION:PLATE:P
APER




94.D0596690
PLATE:PAPER:ASS
'Y

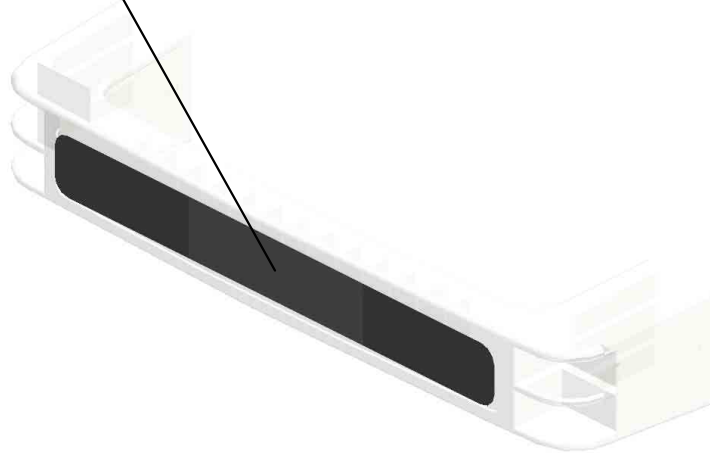
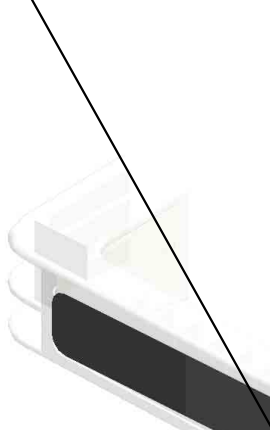
U001	U002	U003	U004	U005	U006	U007	U008	U009	U010	U011	U012	U013	U014	U015	U016	U017	U018	U019	U020	U021
------	------	------	------	------	------	------	------	------	------	------	------	------	------	------	------	------	------	------	------	------

U007_S020_S003
GRIP:INNER COVER:ASS'Y

43-AA000295
DECAL:GRIP:INNE
R COVER:RIGHT



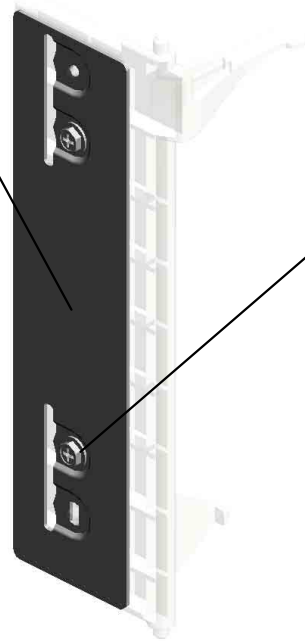
149.D1357531
GRIP:INNER COVE
R:ASS'Y



U001	U002	U003	U004	U005	U006	U007	U008	U009	U010	U011	U012	U013	U014	U015	U016	U017	U018	U019	U020	U021
------	------	------	------	------	------	------	------	------	------	------	------	------	------	------	------	------	------	------	------	------

U007_S020_S004
END FENCE:THREE WAY:ASS'Y

141.D1357512
GUIDE PLATE:END
FENCE:TANDEM L
CT



11.04583008N
(x2)
HEXAGON HEAD T
APPING SCREW:3
X8

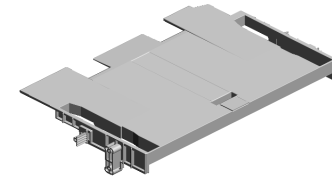
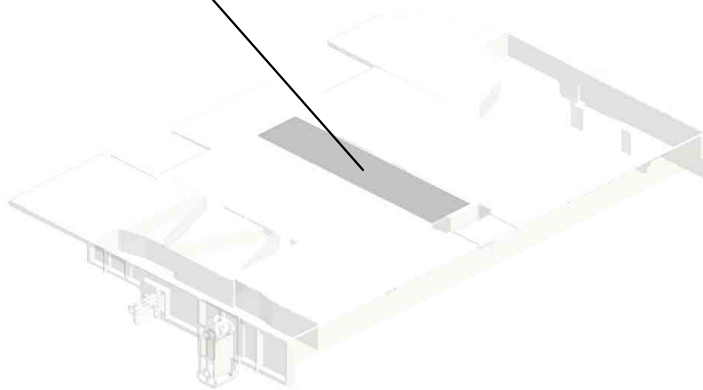


140.D1357510
END FENCE:THRE
E WAY:ASS'Y

U001	U002	U003	U004	U005	U006	U007	U008	U009	U010	U011	U012	U013	U014	U015	U016	U017	U018	U019	U020	U021
------	------	------	------	------	------	------	------	------	------	------	------	------	------	------	------	------	------	------	------	------

U007_S020_S005
TRAY BOTTOM PLATE:ASS'Y

42:AA000294
DECAL:PAPER SE
T DIRECTION:TAN
DEM TRAY:RIGHT



311:D1366686
[A]
TRAY BOTTOM PL
ATE:ASS'Y
201805-03 O/O



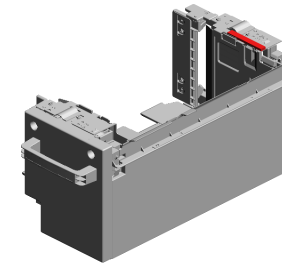
D1367543
[A]
TRAY BOTTOM PL
ATE:ASS'Y
201805-03 O/O

U001	U002	U003	U004	U005	U006	U007	U008	U009	U010	U011	U012	U013	U014	U015	U016	U017	U018	U019	U020	U021
------	------	------	------	------	------	------	------	------	------	------	------	------	------	------	------	------	------	------	------	------

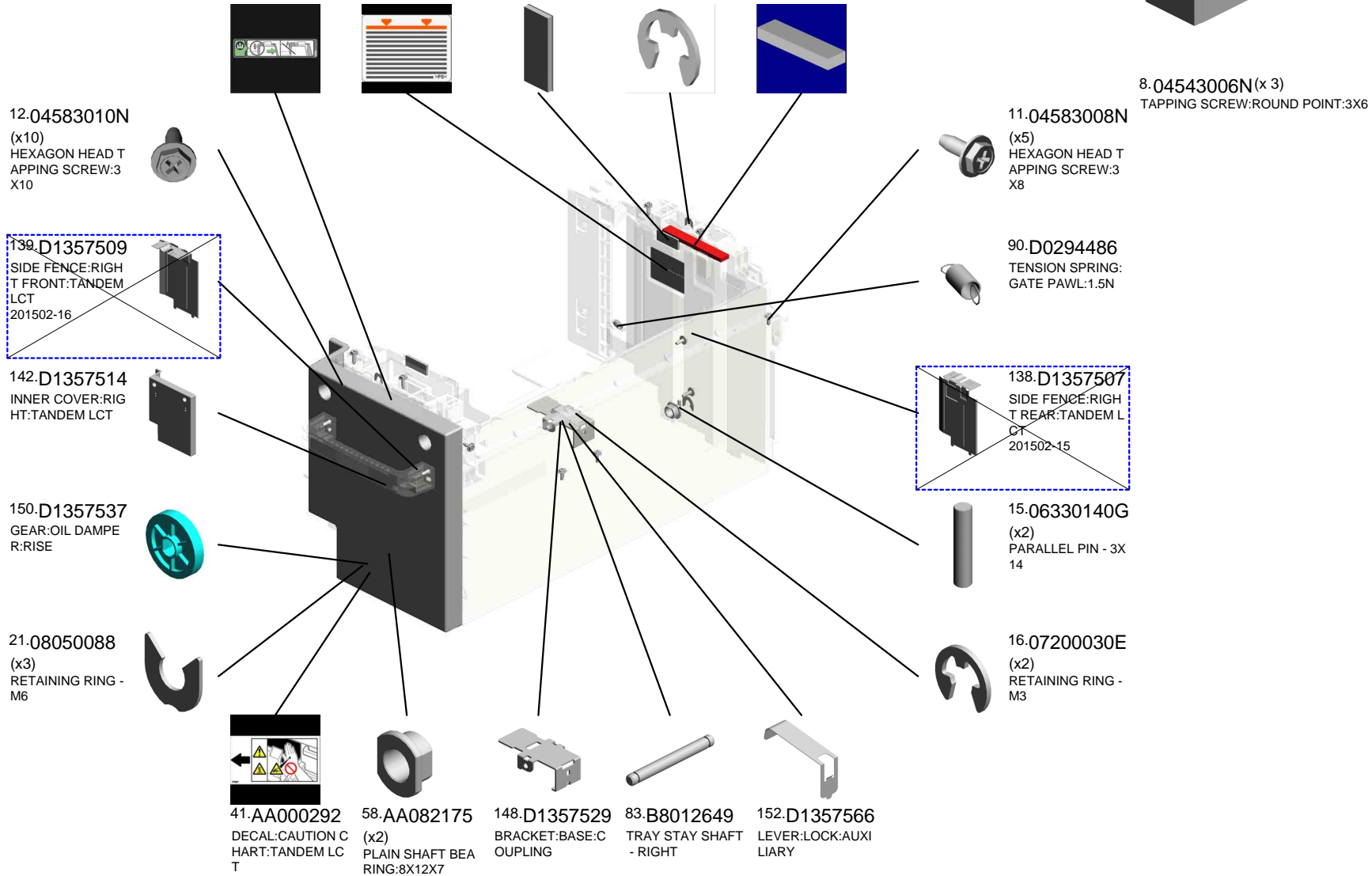
U007_S021

(CHN/EU/AA):TANDEM TRAY:RIGHT:EU:ASS'Y

- 47.AA000395 DECAL:CAUTION:TANDEM LCT:RIGHT:SET
- 45.AA000308 DECAL:SIDE FENCE:REAR
- 81.B2342864 (x2) PAD:CLEANER
- 17.07200040E (x2) RETAINING RING - M4
201504-04 X/O
- 82.B4756855 SHIELD:TANDEM LCT:REAR RIGHT



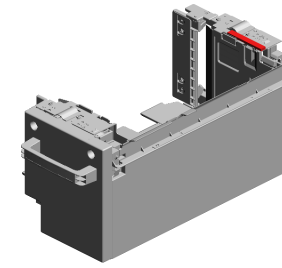
301.D1357560
[A]
(CHN/EU/AA):TANDEM TRAY:RIGHT:EU:ASS'Y
201507-03 O/O



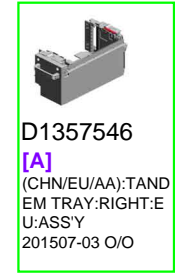
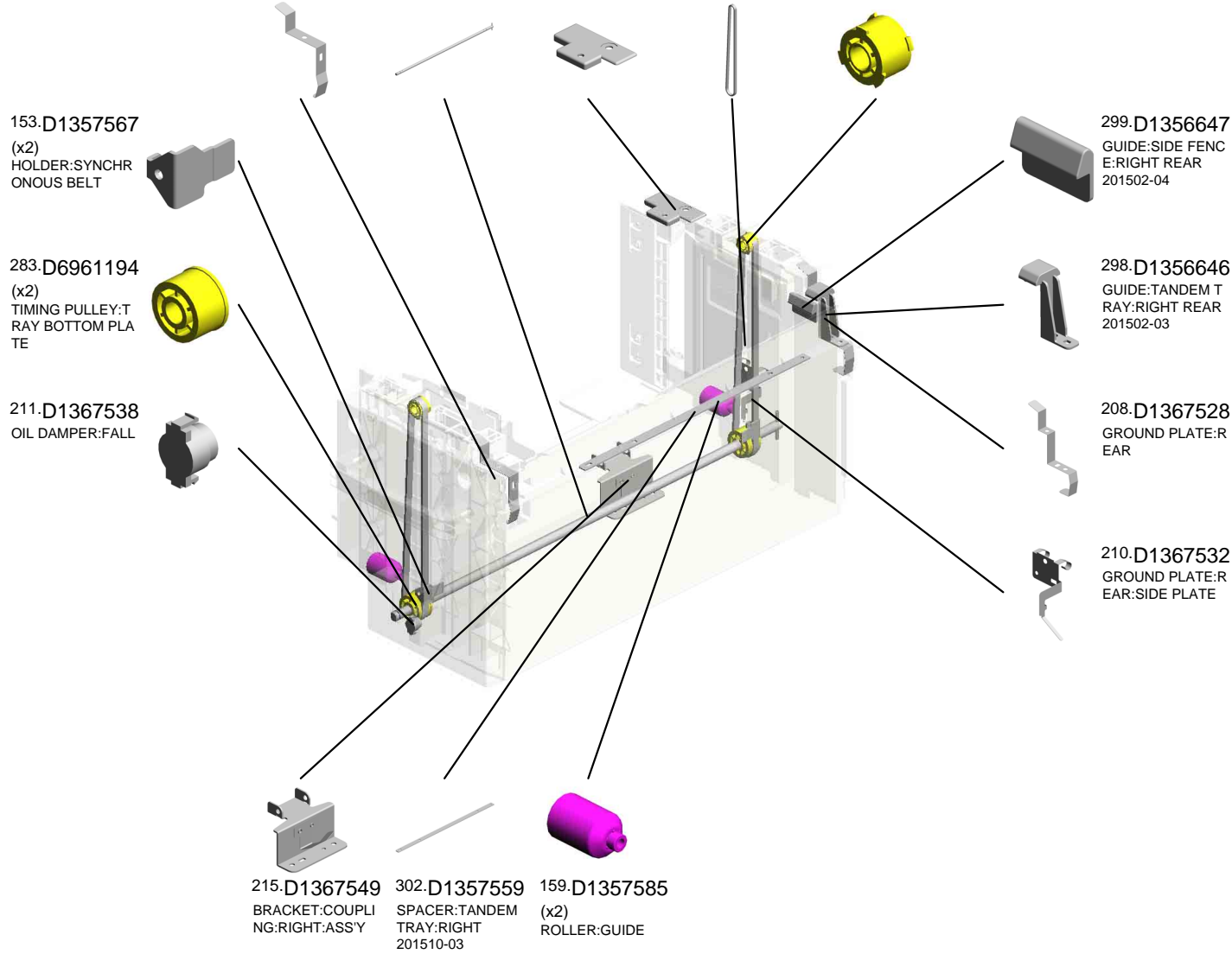
U001	U002	U003	U004	U005	U006	U007	U008	U009	U010	U011	U012	U013	U014	U015	U016	U017	U018	U019	U020	U021
------	------	------	------	------	------	------	------	------	------	------	------	------	------	------	------	------	------	------	------	------

U007_S021
(CHN/EU/AA):TANDEM TRAY:RIGHT:EU:ASS'Y

- 209.D1367530 GROUND PLATE:FRONT
- 228.D1367584 SHAFT:RISING TRAY:ASS'Y
- 229.D1367588 STOPPER:END FE
- 287.G5527022 (x2) TIMING BELT
- 230.D1367599 (x2) TIMING PULLEY:TRAY BOTTOM PLATE:TANDEM TRAY:DRIVEN

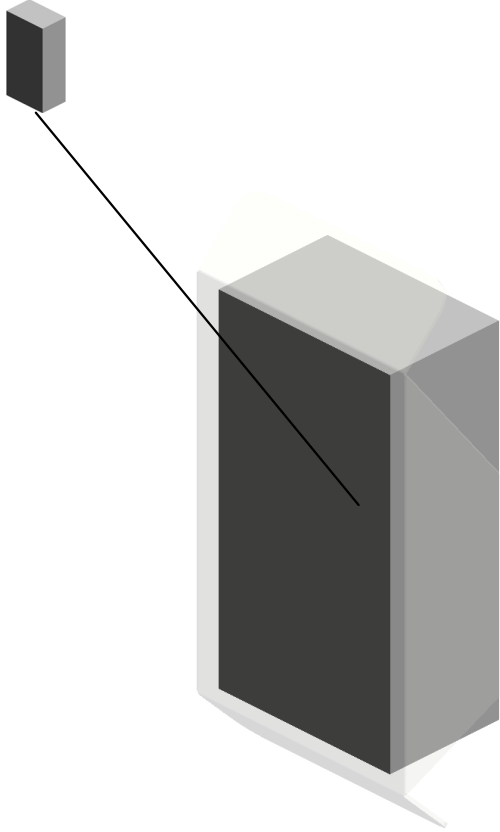


- 301.D1357560 [A] (CHN/EU/AA):TANDEM TRAY:RIGHT:EU:ASS'Y 201507-03 O/O



U007_S021_S001
PLATE:PAPER:ASS'Y

61-AA162082
CUSHION:PLATE:P
APER

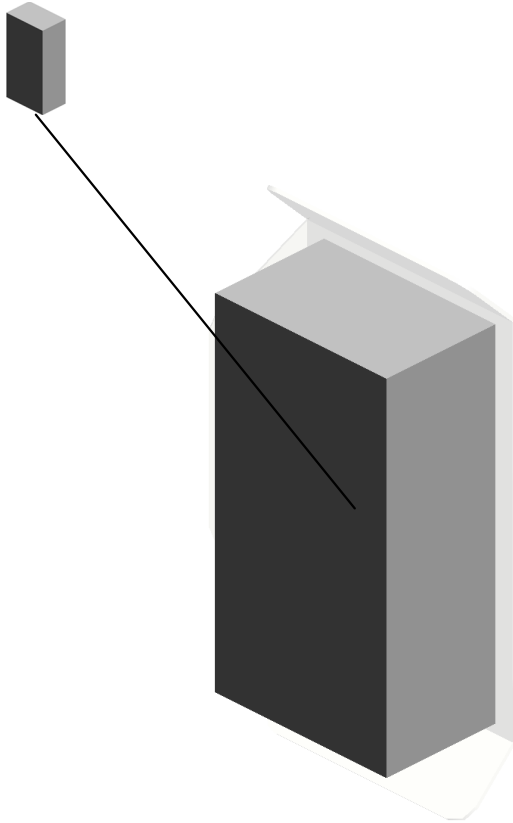


94.D0596690
PLATE:PAPER:ASS
'Y

U001	U002	U003	U004	U005	U006	U007	U008	U009	U010	U011	U012	U013	U014	U015	U016	U017	U018	U019	U020	U021
------	------	------	------	------	------	------	------	------	------	------	------	------	------	------	------	------	------	------	------	------

U007_S021_S002
PLATE:PAPER:ASS'Y

61-AA162082
CUSHION:PLATE:P
APER




94.D0596690
PLATE:PAPER:ASS
'Y


U001	U002	U003	U004	U005	U006	U007	U008	U009	U010	U011	U012	U013	U014	U015	U016	U017	U018	U019	U020	U021
------	------	------	------	------	------	------	------	------	------	------	------	------	------	------	------	------	------	------	------	------

U007_S021_S003
GRIP:INNER COVER:ASS'Y

43-AA000295
DECAL:GRIP:INNE
R COVER:RIGHT



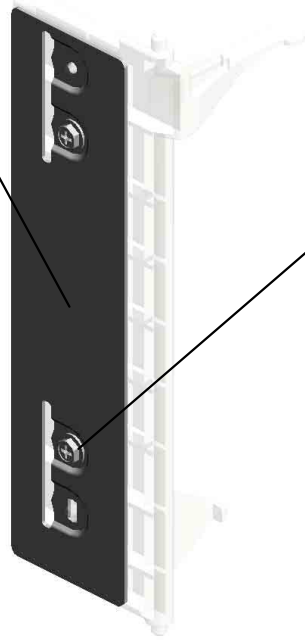
149.D1357531
GRIP:INNER COVE
R:ASS'Y



U001	U002	U003	U004	U005	U006	U007	U008	U009	U010	U011	U012	U013	U014	U015	U016	U017	U018	U019	U020	U021
------	------	------	------	------	------	------	------	------	------	------	------	------	------	------	------	------	------	------	------	------

U007_S021_S004
END FENCE:THREE WAY:ASS'Y

141.D1357512
GUIDE PLATE:END
FENCE:TANDEM L
CT



11.04583008N
(x2)
HEXAGON HEAD T
APPING SCREW:3
X8

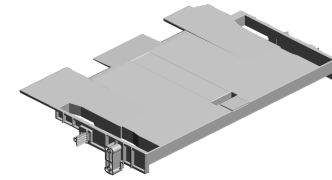
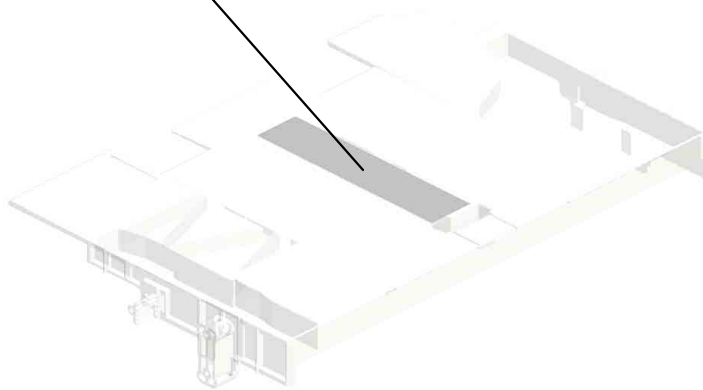


140.D1357510
END FENCE:THRE
E WAY:ASS'Y

U001	U002	U003	U004	U005	U006	U007	U008	U009	U010	U011	U012	U013	U014	U015	U016	U017	U018	U019	U020	U021
------	------	------	------	------	------	------	------	------	------	------	------	------	------	------	------	------	------	------	------	------

U007_S021_S005
TRAY BOTTOM PLATE:ASS'Y

42:AA000294
DECAL:PAPER SE
T DIRECTION:TAN
DEM TRAY:RIGHT



311:D1366686
[A]
TRAY BOTTOM PL
ATE:ASS'Y
201805-03 O/O




D1367543
[A]
TRAY BOTTOM PL
ATE:ASS'Y
201805-03 O/O

U001	U002	U003	U004	U005	U006	U007	U008	U009	U010	U011	U012	U013	U014	U015	U016	U017	U018	U019	U020	U021
------	------	------	------	------	------	------	------	------	------	------	------	------	------	------	------	------	------	------	------	------

U008.TONER SUPPLY SUB-UNIT

U008_S001
D1383025
TONER SUPPLY UNIT:MAIN:
ASSY



U001	U002	U003	U004	U005	U006	U007	U008	U009	U010	U011	U012	U013	U014	U015	U016	U017	U018	U019	U020	U021
------	------	------	------	------	------	------	-------------	------	------	------	------	------	------	------	------	------	------	------	------	------

U008_S001.TONER SUPPLY UNIT:MAIN:ASS'Y

U008_S001_S002
D1363305
TONER SUPPLY UNIT:ASS'Y

U008_S001_S006
D1383206
BASE:SHUTTER:OPEN AND
CLOSE:ASS'Y

U008_S001_S005
D1383206
BASE:SHUTTER:OPEN AND
CLOSE:ASS'Y

U008_S001_S008
D1383206
BASE:SHUTTER:OPEN AND
CLOSE:ASS'Y

U008_S001_S001
D1363305
TONER SUPPLY UNIT:ASS'Y


U008_S001_S004
D1363305
TONER SUPPLY UNIT:ASS'Y

U008_S001_S003
D1363305
TONER SUPPLY UNIT:ASS'Y

U008_S001_S007
D1383206
BASE:SHUTTER:OPEN AND
CLOSE:ASS'Y

U008 TONER SUPPLY SUB-UNIT

13.08025305 29.AA071024
(x4) SLIDE RAIL:TONER
TAPPING SCREW - SUPPLY UNIT:RIG
M3X6 HT:ASS'Y



28.AA071023
SLIDE RAIL:TONER
SUPPLY UNIT:LEF
T:ASS'Y

15.04543006Q
TAPPING SCREW -
M3X6

34.B2342390
(x5)
FLANGED HEXAG
ONAL HEAD BOLT:
M4X8

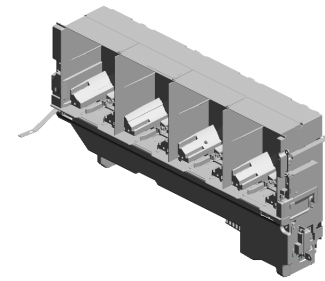
21.11050723
CLAMPS:WES-050
7

30.AA143579 78.D1363374
(x2) BRACKET:DRAWE
SCREW - M3 R:TONER SUPPLY:
MAIN
201409-19 X/O

U001	U002	U003	U004	U005	U006	U007	U008	U009	U010	U011	U012	U013	U014	U015	U016	U017	U018	U019	U020	U021
------	------	------	------	------	------	------	------	------	------	------	------	------	------	------	------	------	------	------	------	------

U008_S001
 TONER SUPPLY UNIT:MAIN:ASS'Y

- 12.07200040E (x8) RETAINING RING - M4
- 1.03530030N (x8) SCREW:M3X3
- 8.04583008N (x12) HEXAGON HEAD TAPPING SCREW:3 X8
- 19.11050568 (x8) CLAMP:LWSS-0504
- 20.11050692 (x7) CLAMP:LES-0503



94.D1383025
 [A]
 TONER SUPPLY U
 NIT:MAIN:ASS'Y
 201510-01 X/O

3.04513006N
 (x8)
 TAPPING SCREW - 3X6



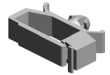
5.04543006Q
 (x60)
 TAPPING SCREW - M3X6



23.11050758
 (x24)
 CLAMP:LWSM-030 6A



24.11050760
 (x8)
 CLAMP:LWSM-051 1A



25.11050761
 (x4)
 CLAMP:LWS-0511A



4.04543006N
 (x13)
 TAPPING SCREW: ROUND POINT:3X6



31.AW020198
 PHOTOINTERUP TOR:LG2A14NL1



2.04503014N
 (x8)
 TAPPING SCREW: M3X14



18.11050410
 CARD SPACER - 9. 4MM



22.11050724
 CLAMPS:WES-121 0



27.AA000291
 (x5)
 DECAL:POSITIONING DISPLAY:SCREW:PP



15.08050092
 RETAINING RING - 3M



26.12042612
 MICRO SWITCH:D3 V-16506-3C25



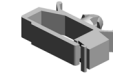
7.04543014Q
 TAPPING SCREW: 3X14



6.04543008Q
 (x2)
 TAPPING SCREW: 3X8



23.11050758
 (x2)
 CLAMP:LWSM-030 6A

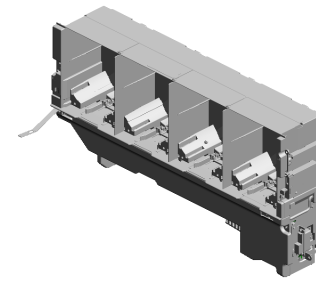


24.11050760
 CLAMP:LWSM-051 1A

12.07200040E (x 8)
 RETAINING RING - M4
 16.11024559 (x 5)
 CONNECTOR - 3P

U008_S001
 TONER SUPPLY UNIT:MAIN:ASS'Y

- 45.D1353260 (x4) JOINT:DRIVE:AGITATOR:ASS'Y
- 46.D1353263 (x4) TORSION SPRING:DRIVE:AGITATOR
- 44.D1353258 (x4) GEAR:DRIVE:AGITATOR:ASS'Y
- 53.D1363251 (x4) HOLDER:TONER CARTRIDGE:CONNECTOR
- 54.D1363254 (x4) COVER:CHIP:BASE



94.D1383025
 [A] TONER SUPPLY UNIT:MAIN:ASS'Y
 201510-01 X/O

43.D1353255 (x4) GEAR:IDLER:TONER CARTRIDGE:NO.2



35.D0141248 PLATE:LEVER:DRUM STAY:LEFT



56.D1363272 BRACKET:LEVER



37.D0391254 SPRING PLATE:BA ND



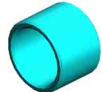
36.D0391253 BAND:COVER:FRO NT




47.D1353264 (x4) JOINT:DRIVE:TRANSPORT SCREW



41.D1353253 (x4) GEAR:DRIVE:TRANSPORT SCREW:ASS'Y



40.D1353252 (x4) GEAR:IDLER:CONNECTING



48.D1362296 (x4) GROUND PLATE:PCU:ASS'Y



52.D1363239 SEAL:DUCT:BELT CLEANING



42.D1353254 (x4) GEAR:IDLER:TONER CARTRIDGE:NO.1



39.D1353251 (x4) GEAR:IDLER:DC MOTOR:NO.2



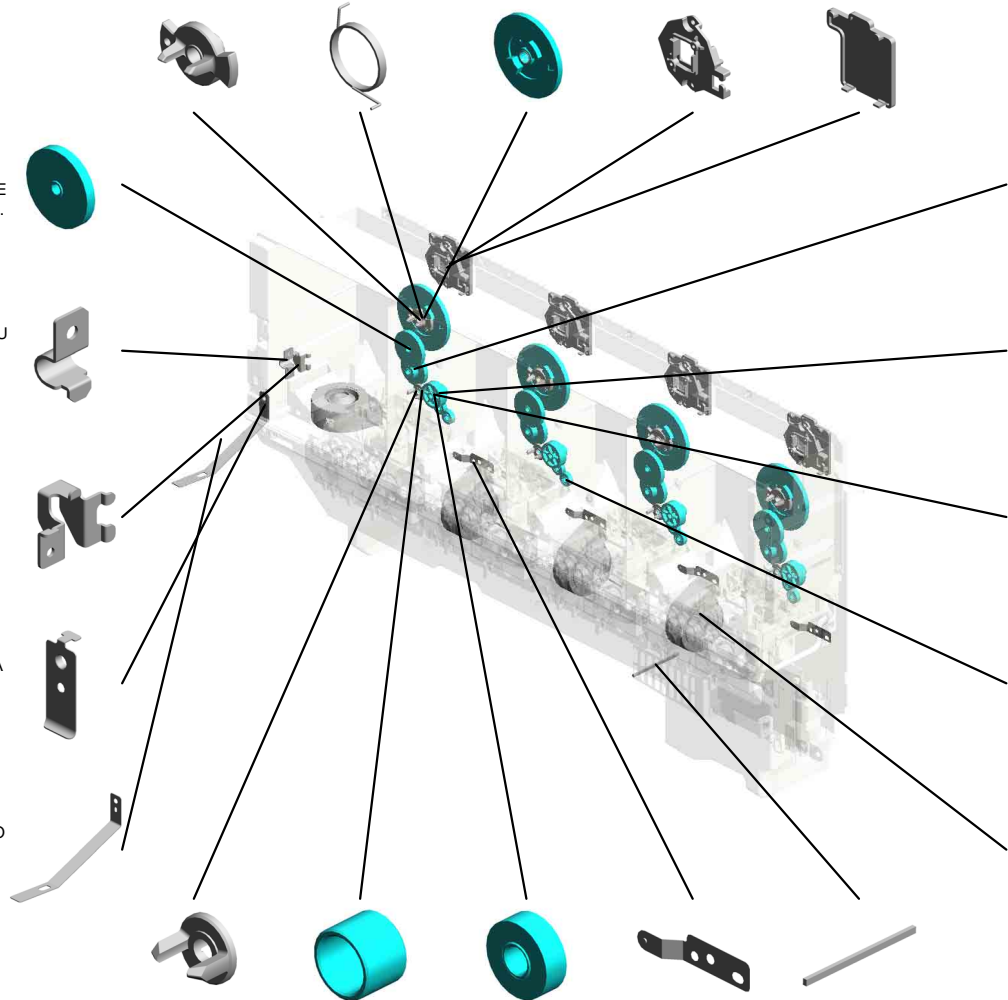
38.D1353250 (x4) GEAR:IDLER:DC MOTOR:NO.1



55.D1363270 (x8) GEAR:IDLER:TONER END SENSOR

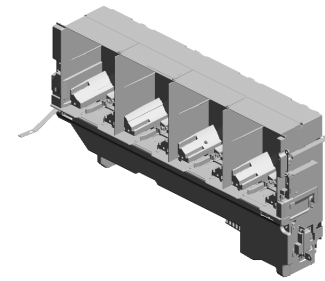


33.AX640223 (x4) FAN:SIROCCO:DC 24V:60MM

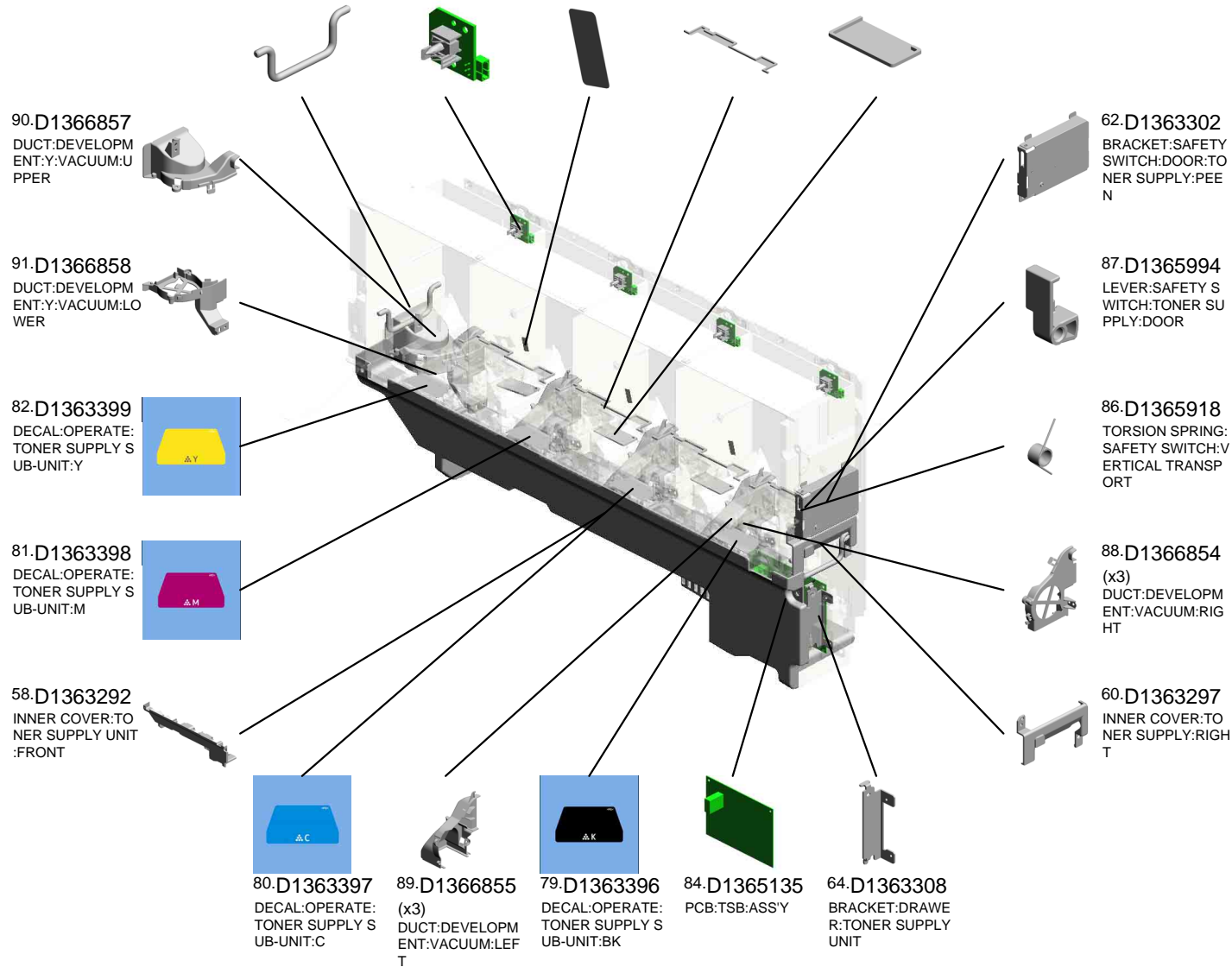


U008_S001
 TONER SUPPLY UNIT:MAIN:ASS'Y

- 57.D1363273 (x2) LEVER:TONER SUPPLY UNIT
- 85.D1365428 (x4) PCB:TCB
- 83.D1363478 (x4) SPACER:DRIVE TONER CARTRIDGE
- 59.D1363295 (x4) SEAL:GUIDE PLATE TONER SUPPLY
- 61.D1363298 (x4) SEAL:SIDE PLATE TONER SUPPLY



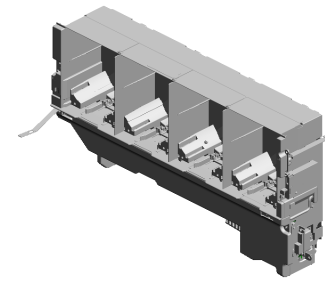
94.D1383025
 [A]
 TONER SUPPLY UNIT:MAIN:ASS'Y
 201510-01 X/O



U001	U002	U003	U004	U005	U006	U007	U008	U009	U010	U011	U012	U013	U014	U015	U016	U017	U018	U019	U020	U021
------	------	------	------	------	------	------	------	------	------	------	------	------	------	------	------	------	------	------	------	------

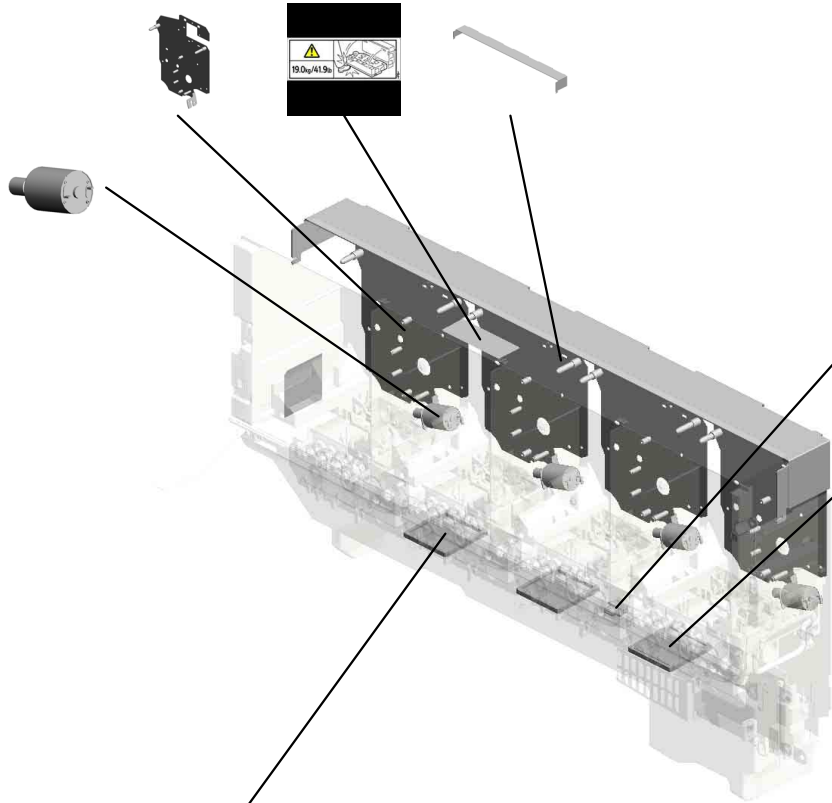
U008_S001
 TONER SUPPLY UNIT:MAIN:ASS'Y

96.D1383228 (x4) BRACKET:DRIVE:T
 ONER CARTRIDGE :ASS'Y
 98.D1383391 DECAL:CAUTION:T
 ONER SUPPLY SU B-UNIT
 97.D1383269 COVER:UPPER:TO
 NER CARTRIDGE



94.D1383025
 [A]
 TONER SUPPLY U
 NIT:MAIN:ASS'Y
 201510-01 X/O

104.D1363299
 (x4)
 DC MOTOR:TONE
 R CARTRIDGE:ASS
 'Y
 201904-02 O/O



100.J0155505
 DRAWER:CONNEC
 TOR:USED DEVEL
 PER:PLUG

93.D1366939
 (x4)
 FILTER:DEVELOP
 MENT:VACUUM


92.D1366931
 (x3)
 SEAL:DUCT:DEVEL
 OPMENT

D1383024
 [A]
 TONER SUPPLY U
 NIT:MAIN:ASS'Y
 201510-01 X/O

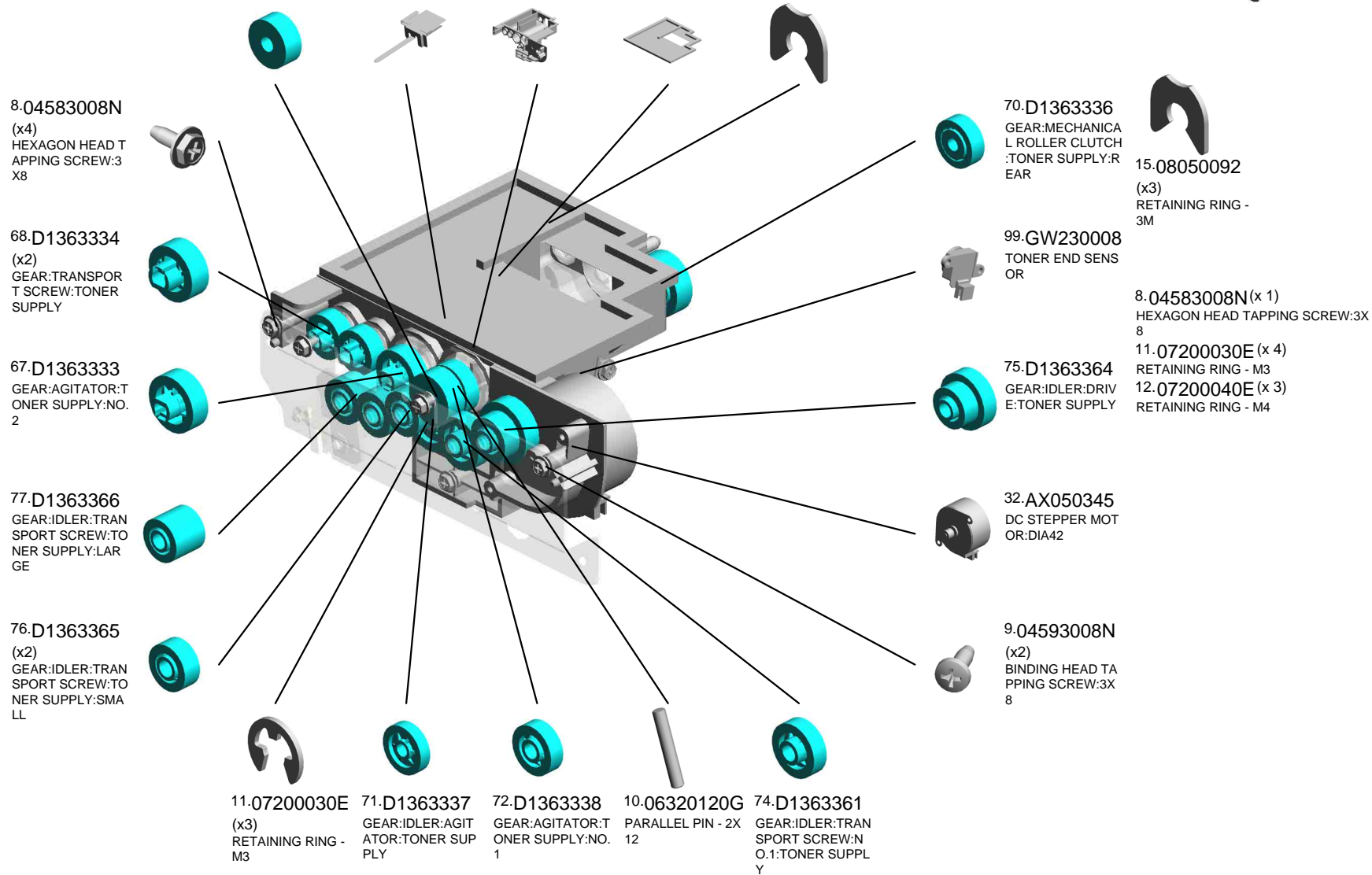
U001	U002	U003	U004	U005	U006	U007	U008	U009	U010	U011	U012	U013	U014	U015	U016	U017	U018	U019	U020	U021
------	------	------	------	------	------	------	------	------	------	------	------	------	------	------	------	------	------	------	------	------

U008_S001_S001
 TONER SUPPLY UNIT:ASS'Y

- 69.D1363335 GEAR:MECHANICAL ROLLER CLUTCH :TONER SUPPLY:FRONT
- 66.D1363331 SHUTTER:CASE:TONER SUPPLY
- 65.D1363315 CASE:TONER SUPPLY
- 73.D1363345 SEAL:CASE:UPPER:TONER SUPPLY
- 15.08050092 RETAINING RING - 3M




63.D1363305
 TONER SUPPLY UNIT:ASS'Y



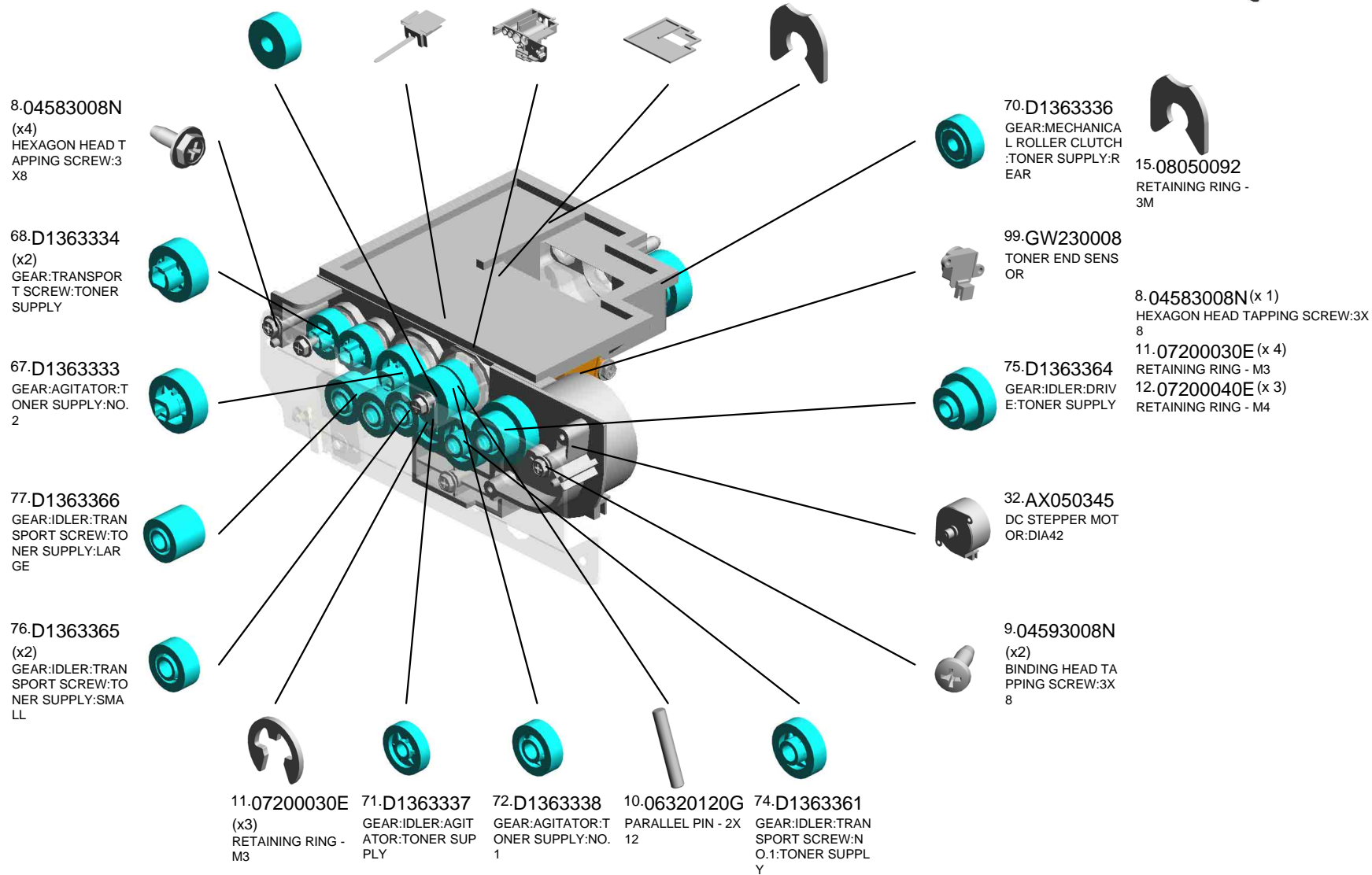
U001	U002	U003	U004	U005	U006	U007	U008	U009	U010	U011	U012	U013	U014	U015	U016	U017	U018	U019	U020	U021
------	------	------	------	------	------	------	------	------	------	------	------	------	------	------	------	------	------	------	------	------

U008_S001_S002
 TONER SUPPLY UNIT:ASS'Y

- 69.D1363335 GEAR:MECHANICAL ROLLER CLUTCH :TONER SUPPLY:FRONT
- 66.D1363331 SHUTTER:CASE:TONER SUPPLY
- 65.D1363315 CASE:TONER SUPPLY
- 73.D1363345 SEAL:CASE:UPPER:TONER SUPPLY
- 15.08050092 (x3) RETAINING RING - 3M




63.D1363305
 TONER SUPPLY UNIT:ASS'Y



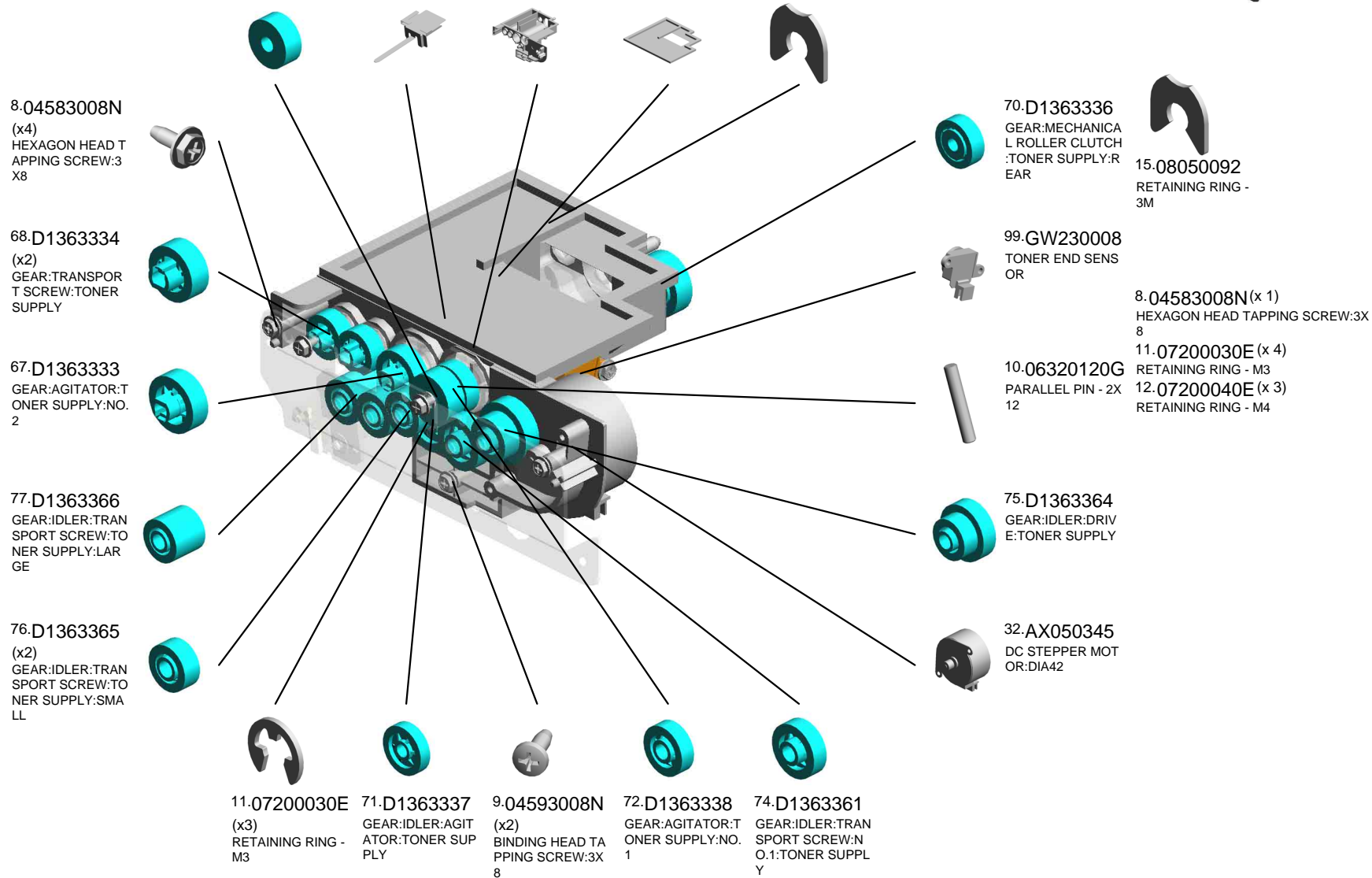
U001	U002	U003	U004	U005	U006	U007	U008	U009	U010	U011	U012	U013	U014	U015	U016	U017	U018	U019	U020	U021
------	------	------	------	------	------	------	------	------	------	------	------	------	------	------	------	------	------	------	------	------

U008_S001_S003
 TONER SUPPLY UNIT:ASS'Y

- 69.D1363335 GEAR:MECHANICAL ROLLER CLUTCH :TONER SUPPLY:FRONT
- 66.D1363331 SHUTTER:CASE:TONER SUPPLY
- 65.D1363315 CASE:TONER SUPPLY
- 73.D1363345 SEAL:CASE:UPPER:TONER SUPPLY
- 15.08050092 (x3) RETAINING RING - 3M




63.D1363305
 TONER SUPPLY UNIT:ASS'Y



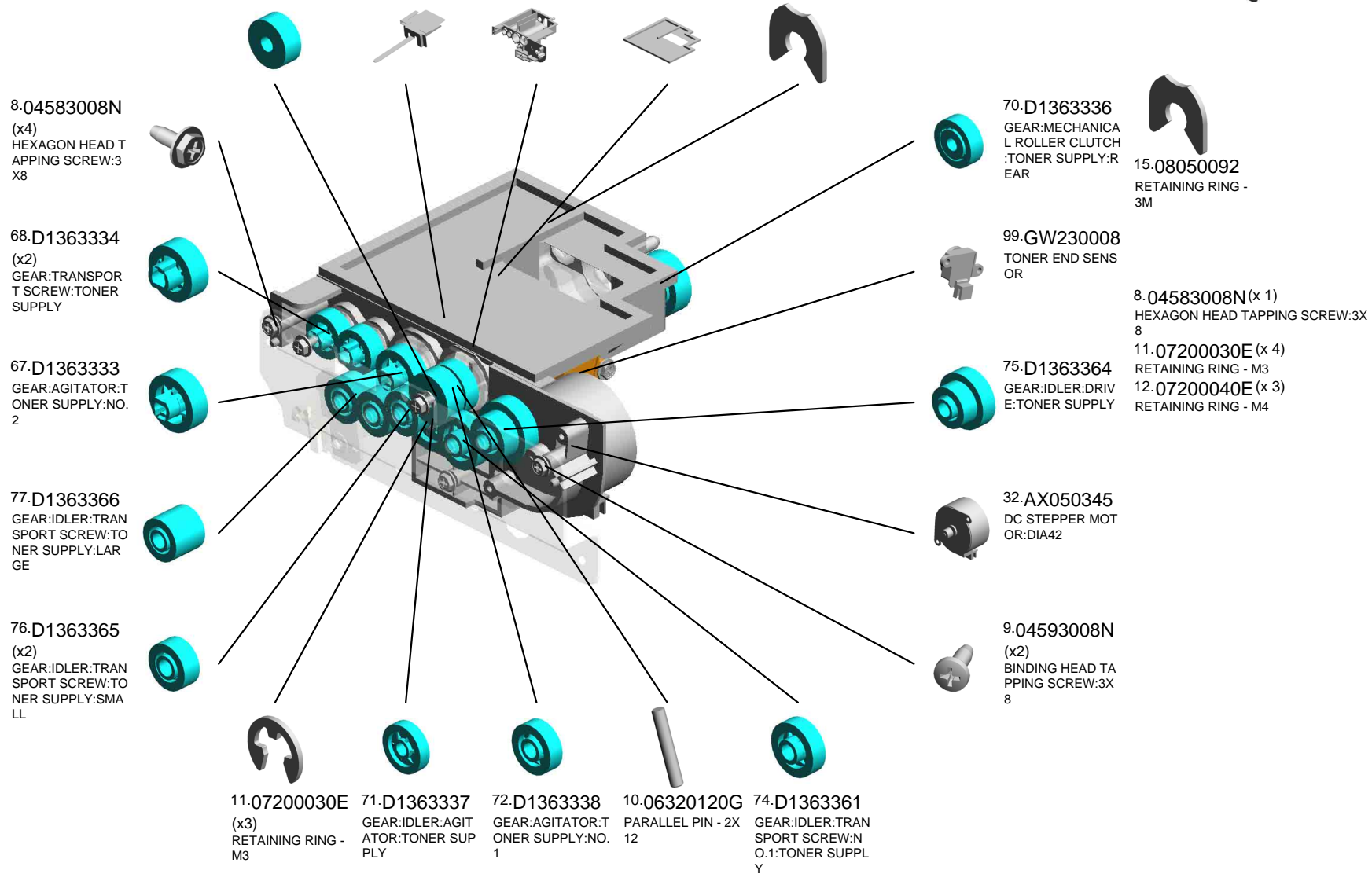
U001	U002	U003	U004	U005	U006	U007	U008	U009	U010	U011	U012	U013	U014	U015	U016	U017	U018	U019	U020	U021
------	------	------	------	------	------	------	------	------	------	------	------	------	------	------	------	------	------	------	------	------

U008_S001_S004
 TONER SUPPLY UNIT:ASS'Y

- 69.D1363335 GEAR:MECHANICAL ROLLER CLUTCH :TONER SUPPLY:FRONT
- 66.D1363331 SHUTTER:CASE:TONER SUPPLY
- 65.D1363315 CASE:TONER SUPPLY
- 73.D1363345 SEAL:CASE:UPPER:TONER SUPPLY
- 15.08050092 (x3) RETAINING RING - 3M



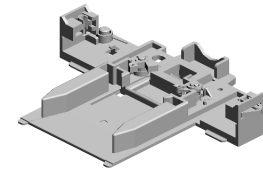
63.D1363305
 TONER SUPPLY UNIT:ASS'Y



U001	U002	U003	U004	U005	U006	U007	U008	U009	U010	U011	U012	U013	U014	U015	U016	U017	U018	U019	U020	U021
------	------	------	------	------	------	------	------	------	------	------	------	------	------	------	------	------	------	------	------	------

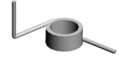
U008_S001_S005

BASE:SHUTTER:OPEN AND CLOSE:ASS'Y



95.D1383206
BASE:SHUTTER:O
PEN AND CLOSE:A
SS'Y

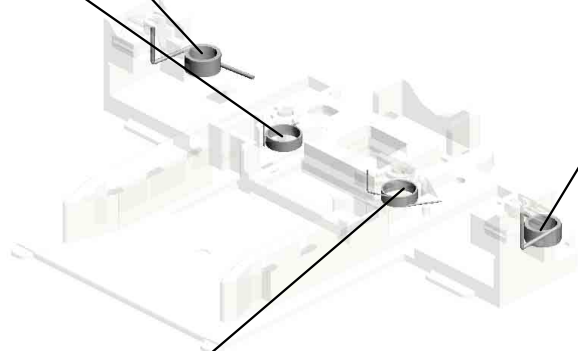
49.D1363211
TORSION SPRING:
STOPPER:TONER
CARTRIDGE:RIGH
T



102.M0263344
TORSION SPRING:
STOPPER:LEFT



50.D1363371
TORSION SPRING:
STOPPER:TONER
CARTRIDGE:LEFT
201412-06 X/O



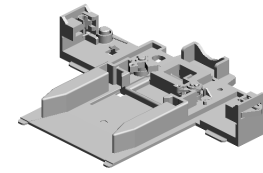
101.D1363381
TORSION SPRING:
STOPPER:RIGHT
201411-06 X/O



U001	U002	U003	U004	U005	U006	U007	U008	U009	U010	U011	U012	U013	U014	U015	U016	U017	U018	U019	U020	U021
------	------	------	------	------	------	------	-------------	------	------	------	------	------	------	------	------	------	------	------	------	------

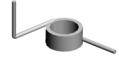
U008_S001_S006

BASE:SHUTTER:OPEN AND CLOSE:ASS'Y



95.D1383206
BASE:SHUTTER:O
PEN AND CLOSE:A
SS'Y

49.D1363211
TORSION SPRING:
STOPPER:TONER
CARTRIDGE:RIGH
T



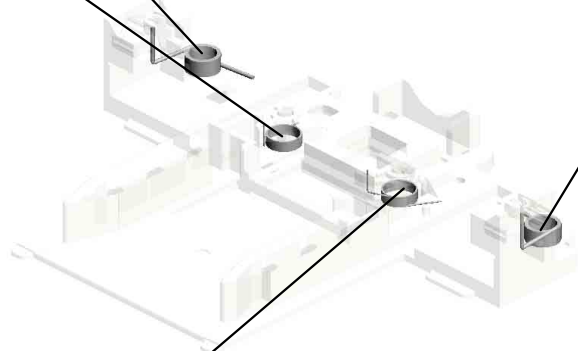
102.M0263344
TORSION SPRING:
STOPPER:LEFT



50.D1363371
TORSION SPRING:
STOPPER:TONER
CARTRIDGE:LEFT
201412-06 X/O



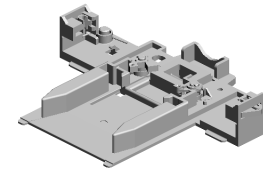
101.D1363381
TORSION SPRING:
STOPPER:RIGHT
201411-06 X/O



U001	U002	U003	U004	U005	U006	U007	U008	U009	U010	U011	U012	U013	U014	U015	U016	U017	U018	U019	U020	U021
------	------	------	------	------	------	------	-------------	------	------	------	------	------	------	------	------	------	------	------	------	------

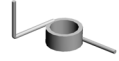
U008_S001_S007

BASE:SHUTTER:OPEN AND CLOSE:ASS'Y



95.D1383206
BASE:SHUTTER:O
PEN AND CLOSE:A
SS'Y

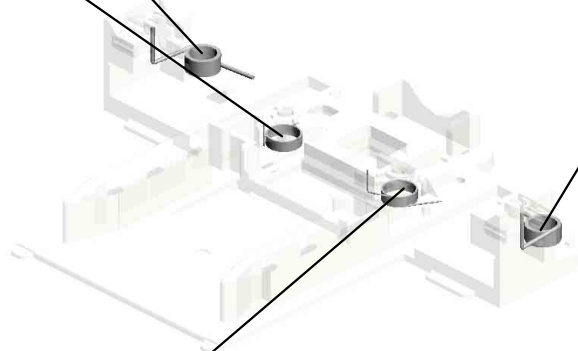
49.D1363211
TORSION SPRING:
STOPPER:TONER
CARTRIDGE:RIGH
T



102.M0263344
TORSION SPRING:
STOPPER:LEFT



50.D1363371
TORSION SPRING:
STOPPER:TONER
CARTRIDGE:LEFT
201412-06 X/O



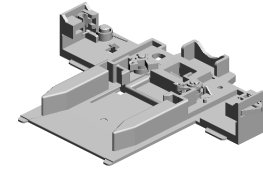
101.D1363381
TORSION SPRING:
STOPPER:RIGHT
201411-06 X/O



U001	U002	U003	U004	U005	U006	U007	U008	U009	U010	U011	U012	U013	U014	U015	U016	U017	U018	U019	U020	U021
------	------	------	------	------	------	------	-------------	------	------	------	------	------	------	------	------	------	------	------	------	------

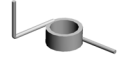
U008_S001_S008

BASE:SHUTTER:OPEN AND CLOSE:ASS'Y



95.D1383206
BASE:SHUTTER:O
PEN AND CLOSE:A
SS'Y

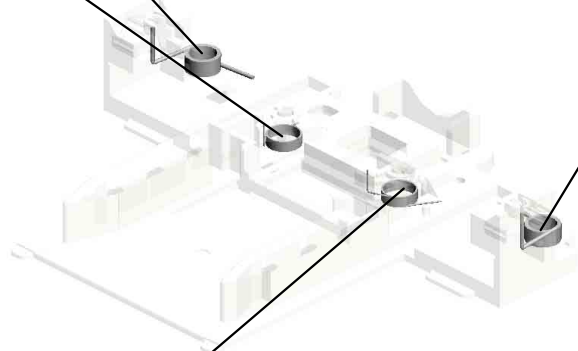
49.D1363211
TORSION SPRING:
STOPPER:TONER
CARTRIDGE:RIGH
T



102.M0263344
TORSION SPRING:
STOPPER:LEFT



50.D1363371
TORSION SPRING:
STOPPER:TONER
CARTRIDGE:LEFT
201412-06 X/O



101.D1363381
TORSION SPRING:
STOPPER:RIGHT
201411-06 X/O



U001	U002	U003	U004	U005	U006	U007	U008	U009	U010	U011	U012	U013	U014	U015	U016	U017	U018	U019	U020	U021
------	------	------	------	------	------	------	-------------	------	------	------	------	------	------	------	------	------	------	------	------	------

U009.PCU

U009_S007
D1382204
CHARGE UNIT:ASS'Y

U009_S001
D1362265
HOLDER:ELECTRIC POTENTIAL SENSOR:ASS'Y

U009_S002
D1362265
HOLDER:ELECTRIC POTENTIAL SENSOR:ASS'Y

U009_S005
D1380150
DEVELOPMENT UNIT:ASS'Y

U009_S003
D1362265
HOLDER:ELECTRIC POTENTIAL SENSOR:ASS'Y

U009_S006
D1382206
CLEANING UNIT:ASS'Y

U009_S004
D1362265
HOLDER:ELECTRIC POTENTIAL SENSOR:ASS'Y

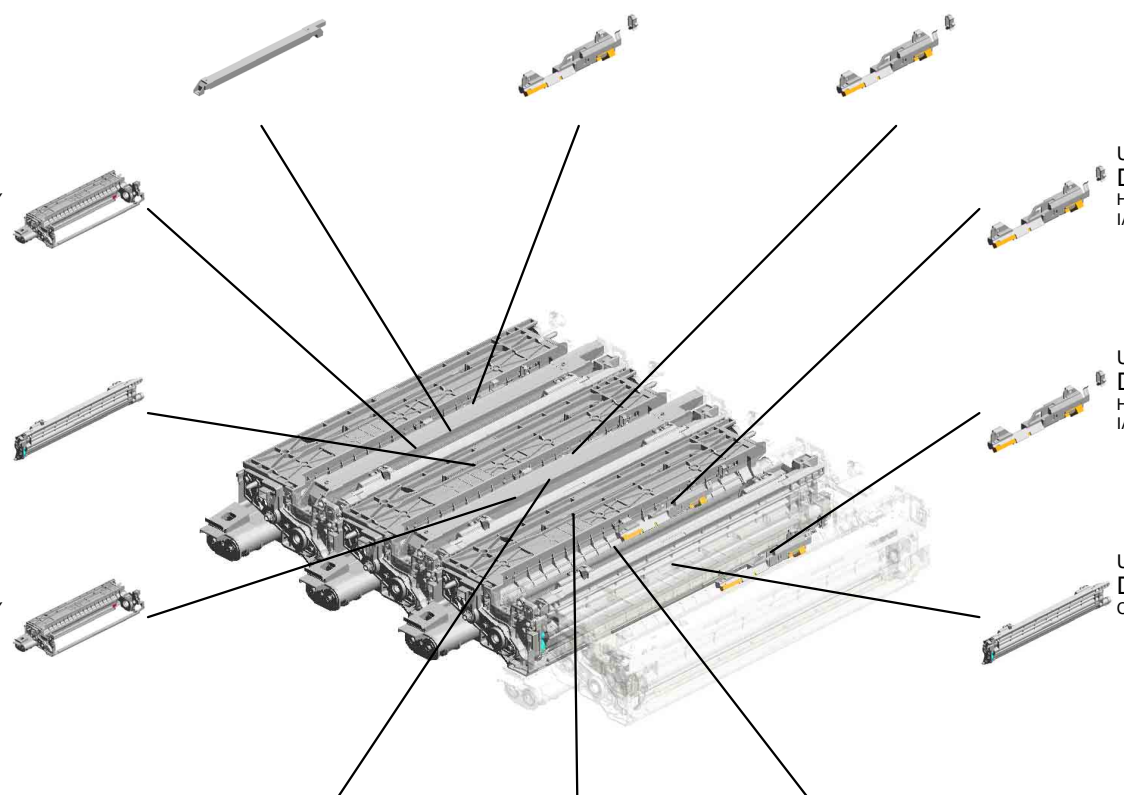
U009_S008
D1380150
DEVELOPMENT UNIT:ASS'Y

U009_S012
D1382206
CLEANING UNIT:ASS'Y

U009_S010
D1382204
CHARGE UNIT:ASS'Y

U009_S009
D1382206
CLEANING UNIT:ASS'Y

U009_S011
D1380150
DEVELOPMENT UNIT:ASS'Y



U001	U002	U003	U004	U005	U006	U007	U008	U009	U010	U011	U012	U013	U014	U015	U016	U017	U018	U019	U020	U021
------	------	------	------	------	------	------	------	------	------	------	------	------	------	------	------	------	------	------	------	------

U009.PCU

U009_S013
D1382204
CHARGE UNIT:ASS'Y

U009_S014
D1380150
DEVELOPMENT UNIT:ASS'Y

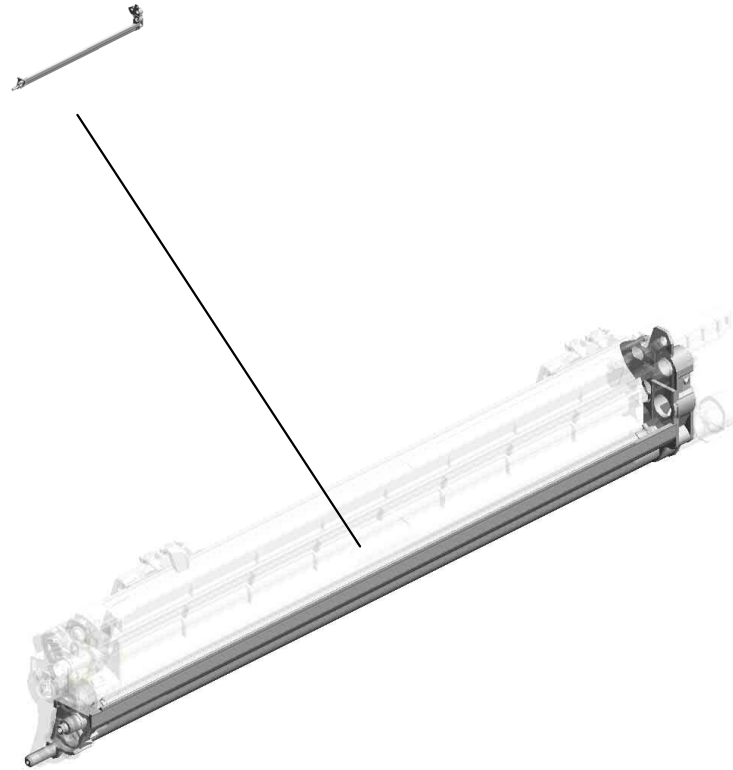
U009_S016
D1382204
CHARGE UNIT:ASS'Y

U009_S015
D1382206
CLEANING UNIT:ASS'Y

U001	U002	U003	U004	U005	U006	U007	U008	U009	U010	U011	U012	U013	U014	U015	U016	U017	U018	U019	U020	U021
------	------	------	------	------	------	------	------	------	------	------	------	------	------	------	------	------	------	------	------	------

U009_S006.CLEANING UNIT:ASS'Y

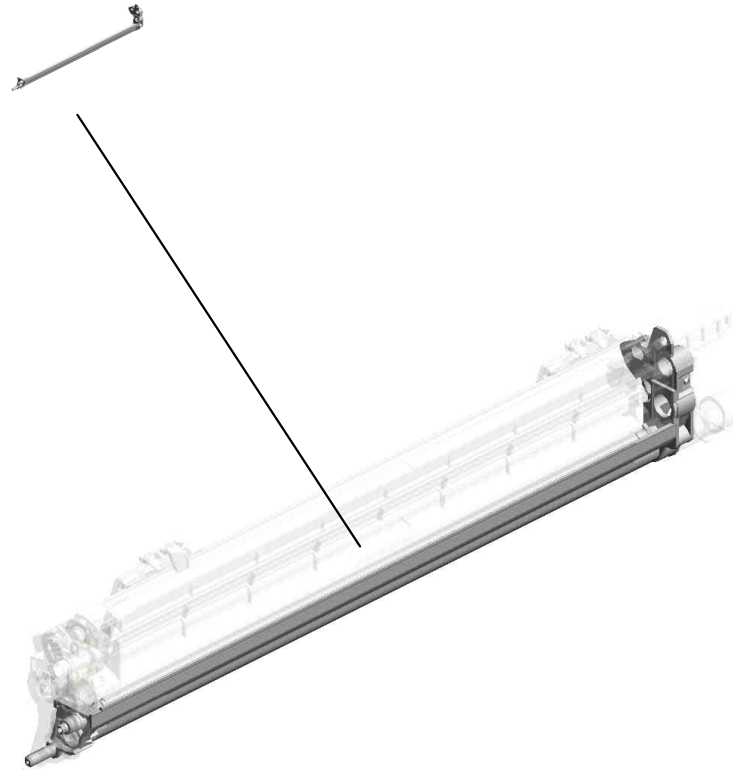
U009_S006_S001
D1362341
FRAME:BASE:ASS'Y



U001	U002	U003	U004	U005	U006	U007	U008	U009	U010	U011	U012	U013	U014	U015	U016	U017	U018	U019	U020	U021
------	------	------	------	------	------	------	------	------	------	------	------	------	------	------	------	------	------	------	------	------

U009_S009.CLEANING UNIT:ASS'Y

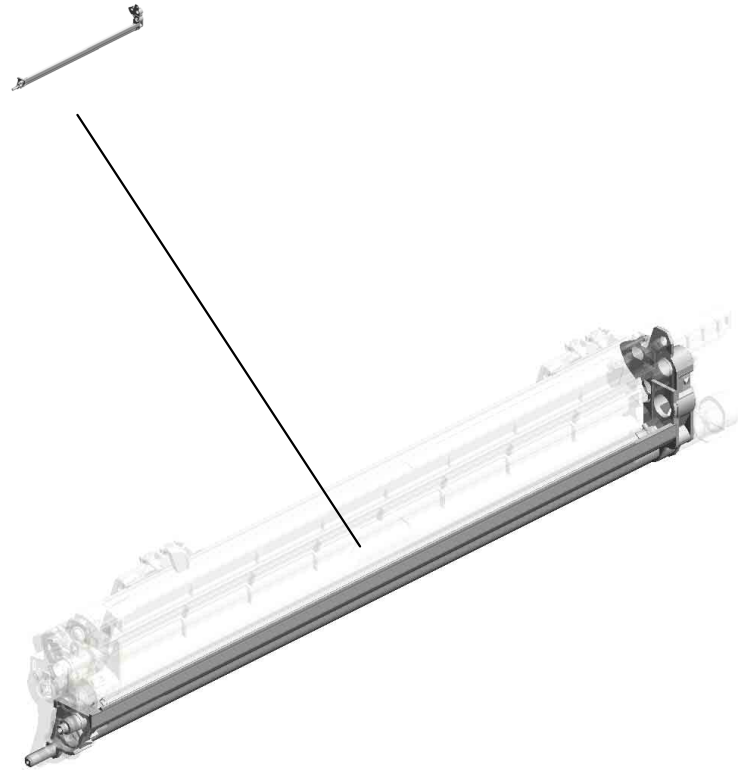
U009_S009_S001
D1362341
FRAME:BASE:ASS'Y



U001	U002	U003	U004	U005	U006	U007	U008	U009	U010	U011	U012	U013	U014	U015	U016	U017	U018	U019	U020	U021
------	------	------	------	------	------	------	------	------	------	------	------	------	------	------	------	------	------	------	------	------

U009_S012.CLEANING UNIT:ASS'Y

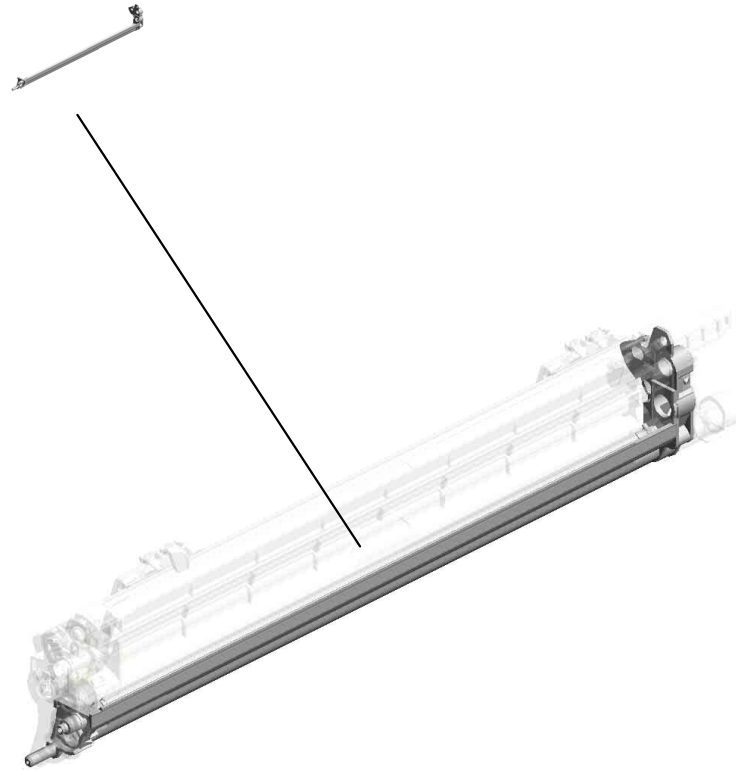
U009_S012_S001
D1362341
FRAME:BASE:ASS'Y



U001	U002	U003	U004	U005	U006	U007	U008	U009	U010	U011	U012	U013	U014	U015	U016	U017	U018	U019	U020	U021
------	------	------	------	------	------	------	------	------	------	------	------	------	------	------	------	------	------	------	------	------

U009_S015.CLEANING UNIT:ASS'Y

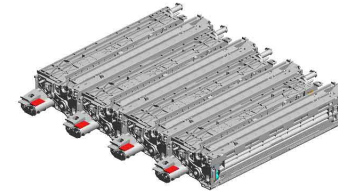
U009_S015_S001
D1362341
FRAME:BASE:ASS'Y



U001	U002	U003	U004	U005	U006	U007	U008	U009	U010	U011	U012	U013	U014	U015	U016	U017	U018	U019	U020	U021
------	------	------	------	------	------	------	------	------	------	------	------	------	------	------	------	------	------	------	------	------

U009
PCU

- 36.D1362307 (x4) LEVER:LOCK:PCU
- 33.D1362304 (x4) TORSION SPRING: LOCK:PCU
- 34.D1362305 (x4) GROUND PLATE:HOLDER:CLEANING UNIT
- 4.04543008Q (x4) TAPPING SCREW: 3X8
- 10.11050724 (x4) CLAMPS:WES-1210



18.B2342399 (x24) BOLT - M3X6



35.D1362306 (x4) COMPRESSION SPRING:GROUND PLATE:HOLDER:CLEANING UNIT



32.D1362302 (x4) HOLDER:LOCK:CLEANING UNIT:FRONT



20.D0142380 (x4) COMPRESSION SPRING - DRUM



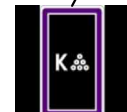
13.AA003056 (x8) DECAL:GRIP:SHORT:PP



37.D1362308 (x4) STAY:PCU



72.D1363438 DECAL:COLORED DISPLAY:DEVELOPMENT UNIT:BK



19.B2591131 (x8) SCREW:PCU




38.D1362312 (x4) HOLDER:LOCK:CLEANING UNIT:REAR



12.AA000291 (x16) DECAL:POSITIONING DISPLAY:SCREW:PP



28.D1362276 (x4) CONNECTOR:1POLE



3.04543006Q (x10) TAPPING SCREW - M3X6



26.D1362258 (x4) CONNECTOR:DRAWER:8POLE:REC



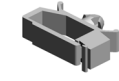
15.AW140016 TEMPERATURE & HUMIDITY SENSOR



16.AW500040 (x4) PUSH SWITCH:SW1AG-550:10MA



11.11050760 (x2) CLAMP:LWSM-0511A



35.D1362306 (x4) COMPRESSION SPRING:GROUND PLATE:HOLDER:CLEANING UNIT



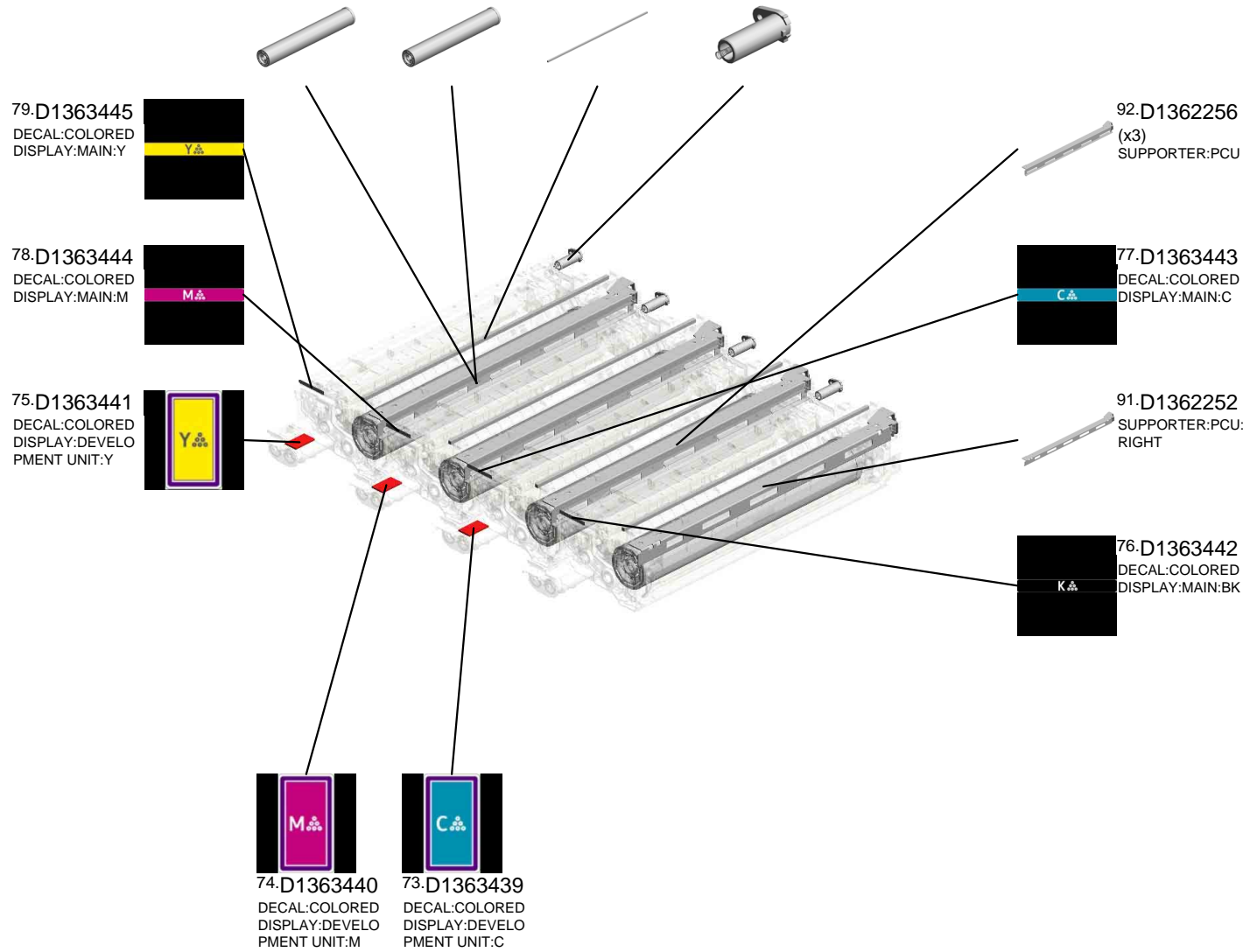
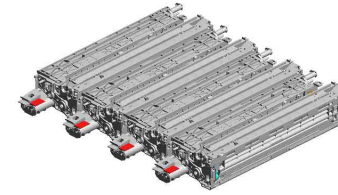
U009
PCU

98.D1359510 (x4)
(D137:Int x/o)(D138 :Int o/o):OPC DRU M DIA60
201805-08 O/O

98.D1359510 (x4)
(D137:Int x/o)(D138 :Int o/o):OPC DRU M DIA60

99.D1362272 (x4)
SEAL:CHARGE:UP PER

80.D2583490 (x4)
RECEPTACLE:DEV ELOPMENT VIAS:A SS'Y
201611-07 O/O



U009_S001

HOLDER:ELECTRIC POTENTIAL SENSOR:ASS'Y

93.D1362266
HOLDER:ELECTRI
C POTENTIAL SEN
SOR

96.D1362265
HOLDER:ELECTRI
C POTENTIAL SEN
SOR:ASS'Y

21.D0143655
ELECTRIC POTEN
TIAL SENSOR
201612-07

11.11050760
CLAMP:LWSM-051
1A

27.D1362268
SHIELDING PLATE:
ELECTRIC POTEN
TIAL SENSOR

U001	U002	U003	U004	U005	U006	U007	U008	U009	U010	U011	U012	U013	U014	U015	U016	U017	U018	U019	U020	U021
------	------	------	------	------	------	------	------	------	------	------	------	------	------	------	------	------	------	------	------	------

U009_S002

HOLDER:ELECTRIC POTENTIAL SENSOR:ASS'Y

93.D1362266
HOLDER:ELECTRI
C POTENTIAL SEN
SOR

96.D1362265
HOLDER:ELECTRI
C POTENTIAL SEN
SOR:ASS'Y

21.D0143655
ELECTRIC POTEN
TIAL SENSOR
201612-07

11.11050760
CLAMP:LWSM-051
1A

27.D1362268
SHIELDING PLATE:
ELECTRIC POTEN
TIAL SENSOR

U001	U002	U003	U004	U005	U006	U007	U008	U009	U010	U011	U012	U013	U014	U015	U016	U017	U018	U019	U020	U021
------	------	------	------	------	------	------	------	------	------	------	------	------	------	------	------	------	------	------	------	------

U009_S003

HOLDER:ELECTRIC POTENTIAL SENSOR:ASS'Y

93.D1362266
HOLDER:ELECTRI
C POTENTIAL SEN
SOR

96.D1362265
HOLDER:ELECTRI
C POTENTIAL SEN
SOR:ASS'Y

21.D0143655
ELECTRIC POTEN
TIAL SENSOR
201612-07

11.11050760
CLAMP:LWSM-051
1A

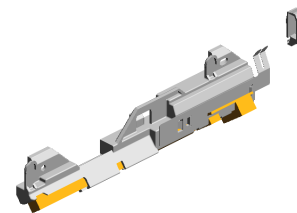
27.D1362268
SHIELDING PLATE:
ELECTRIC POTEN
TIAL SENSOR

U001	U002	U003	U004	U005	U006	U007	U008	U009	U010	U011	U012	U013	U014	U015	U016	U017	U018	U019	U020	U021
------	------	------	------	------	------	------	------	------	------	------	------	------	------	------	------	------	------	------	------	------

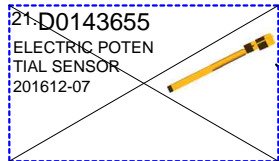
U009_S004

HOLDER:ELECTRIC POTENTIAL SENSOR:ASS'Y

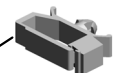
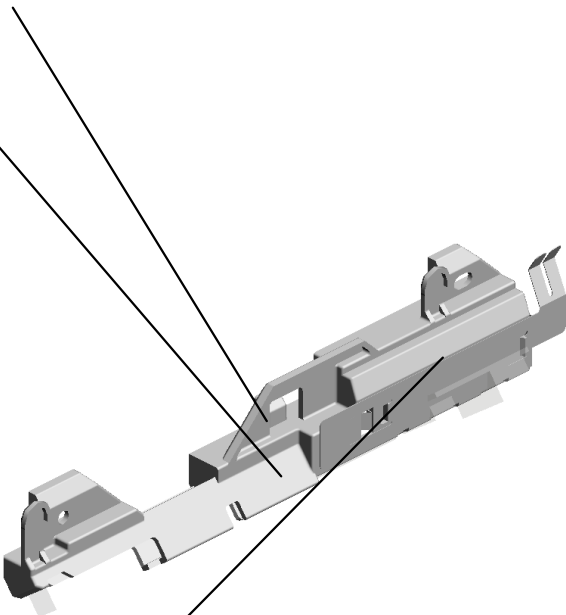
93.D1362266
HOLDER:ELECTRI
C POTENTIAL SEN
SOR



96.D1362265
HOLDER:ELECTRI
C POTENTIAL SEN
SOR:ASS'Y



21.D0143655
ELECTRIC POTEN
TIAL SENSOR
201612-07



11.11050760
CLAMP:LWSM-051
1A




27.D1362268
SHIELDING PLATE:
ELECTRIC POTEN
TIAL SENSOR

U001	U002	U003	U004	U005	U006	U007	U008	U009	U010	U011	U012	U013	U014	U015	U016	U017	U018	U019	U020	U021
------	------	------	------	------	------	------	------	------	------	------	------	------	------	------	------	------	------	------	------	------

U009_S005
DEVELOPMENT UNIT:ASS'Y

6.07200030E 2.03603006N 88.D1382496 71.D1363431
RETAINING RING - (x4) SCREW - M3X6 DECAL:CAUTION:R EMOVER/INSTALL **FILTER:DEVELOP MENT**



97.D1363105
(x2)
SEAL:TONER CAT
CHPAN:AUXILIARY
201703-03

7.07200040E
(x6)
RETAINING RING -
M4

14.AA003057
(x2)
DECAL:GRIP:LONG
:PP



31.D1362288
CONNECTOR:DRA
WER:8POLE:PLUG

24.D0743416
JOINT:DRIVE:DEV
ELOPMENT UNIT

9.08053573
RADIAL BALL BEA
RING:DIA8XDIA16X
5

30.D1362287
SHEET:DISCHARG
E LAMP:REAR

8.08046128
(x7)
HEXAGONAL BOLT
:DOUBLE SCREW:
M3X10

94.D1363103
TONER CATCHPA
N:DEVELOPMENT

29.D1362286
DISCHARGE LAMP
:LED ARRAY

U009_S006

CLEANING UNIT:ASS'Y

- 48.D1362404 COVER:BEARING: OIL SUPPLY ROLL ER:FRONT
- 2.03603006N (x6) SCREW - M3X6
- 54.D1362423 SEAL:STAY:APPLY
- 53.D1362418 TENSION SPRING: COATING BAR:18N
- 14.AA003057 DECAL:GRIP:LONG :PP



87.D1382206
CLEANING UNIT:ASS'Y

50.D1362408
GEAR:24Z:RIGHT



6.07200030E
RETAINING RING - M3



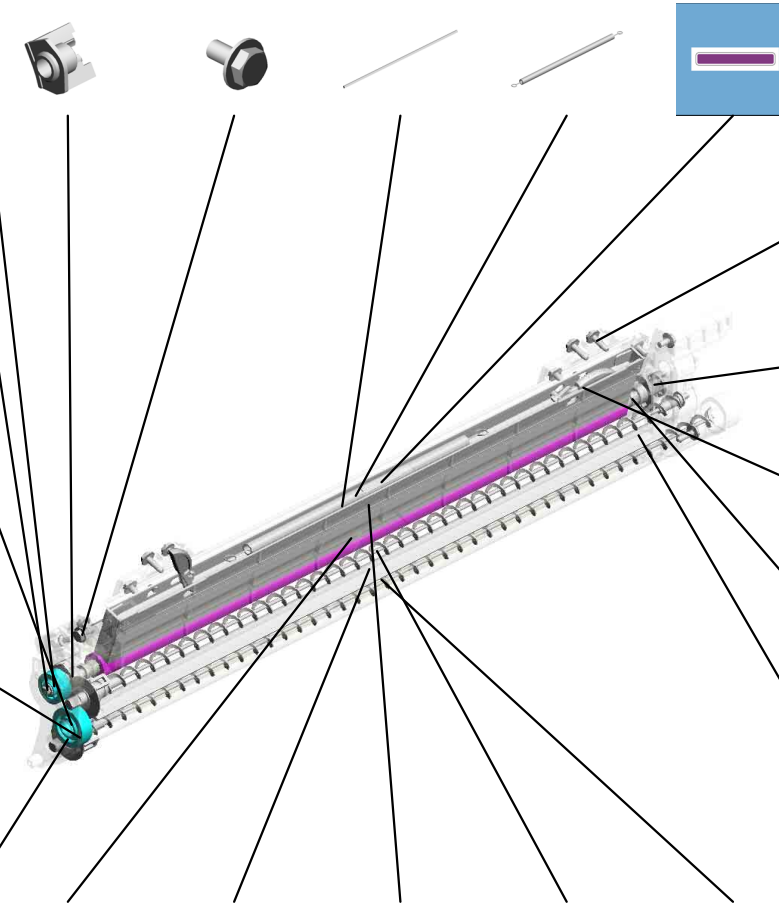
23.D0742503
GEAR:IDLER:31Z:LEFT



44.D1362362
(x2) BUSHING:TRANSPORT SCREW



7.07200040E
(x2) RETAINING RING - M4



5.04583010N
(x5) HEXAGON HEAD TAPPING SCREW:3 X10



22.D0742459
JOINT:CLEANING UNIT



52.D1362417
(x2) ARM:COATING BAR



49.D1362406
COVER:BEARING: OIL SUPPLY ROLL ER:REAR



1.03530060N
(x4) BIND SCREW - M3 X6



- 47.D2582402 OIL SUPPLY ROLL ER:ASS'Y 201608-02 O/O
- 45.D1362365 CLEANING BLADE: ASS'Y
- 51.D1362411 COATING BAR:ASS'Y
- 46.D1362391 TRANSPORT SCREW:APPLY:ASS'Y
- 43.D1362356 TRANSPORT SCREW:BASE:ASS'Y

U001	U002	U003	U004	U005	U006	U007	U008	U009	U010	U011	U012	U013	U014	U015	U016	U017	U018	U019	U020	U021
------	------	------	------	------	------	------	------	------	------	------	------	------	------	------	------	------	------	------	------	------

U009_S006
CLEANING UNIT:ASS'Y

67.D1362467 GROUND PLATE:CLEANING UNIT:ASS'Y
 65.D1362462 GEAR:IDLER:19Z:L EFT
 58.D1362446 SEAL:BLADE:APPLY:FRONT
 56.D1362431 (x2) COVER:STAY:COATING BAR:ASS'Y

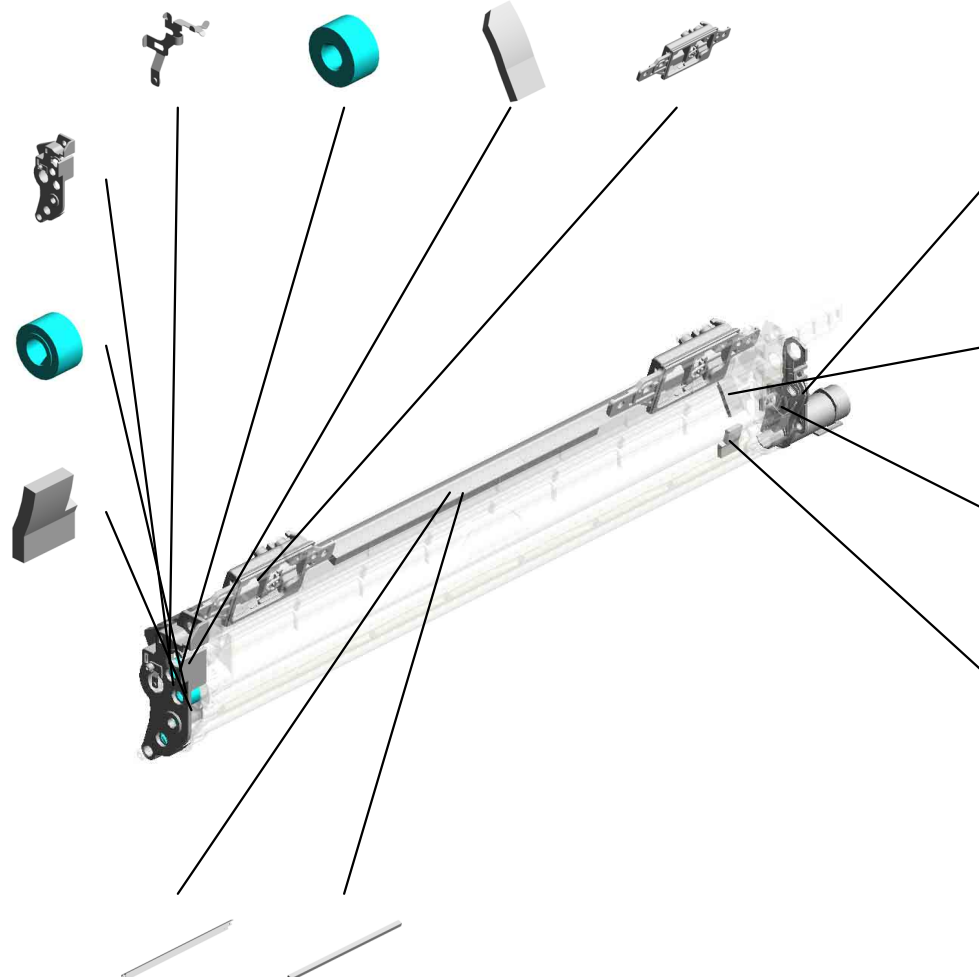


87.D1382206
CLEANING UNIT:ASS'Y

66.D1362466
DRUM STAY:CLEANING UNIT

64.D1362461
(x2)
GEAR:18Z:RIGHT

60.D1362448
SEAL:CLEANING BLADE:FRONT



62.D1362451
COVER:TONER OUTLET SUB-UNIT:CLEANING UNIT:ASS'Y

59.D2582447
SEAL:BLADE:APPLY:REAR
201612-02 O/O

63.D1362458
VIBRATING PLATE:TONER OUTLET SUB-UNIT


61.D1362449
SEAL:CLEANING BLADE:REAR

57.D1362441 BLADE:APPLY:ASS'Y
 55.D1362424 SEAL:STAY:APPLY:UPPER

U009_S006_S001
FRAME:BASE:ASS'Y

40.D1362347
SEAL:FRAME:BAS
E:MIDDLE

41.D1362348
(x3)
SEAL:FRAME:BAS
E:SIDE




U001	U002	U003	U004	U005	U006	U007	U008	U009	U010	U011	U012	U013	U014	U015	U016	U017	U018	U019	U020	U021
------	------	------	------	------	------	------	------	------	------	------	------	------	------	------	------	------	------	------	------	------

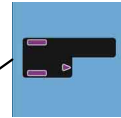
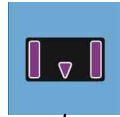
U009_S007
CHARGE UNIT:ASS'Y

17.B1322264
(x2)
BUSHING:TERMIN
AL

89.D1382497
DECAL:POSITIONI
NG DISPLAY:CHAR
GE UNIT:FRONT:P
P



86.D1382204
CHARGE UNIT:ASS
'Y




90.D1382498
DECAL:POSITIONI
NG DISPLAY:CHAR
GE UNIT:REAR:PP



U001	U002	U003	U004	U005	U006	U007	U008	U009	U010	U011	U012	U013	U014	U015	U016	U017	U018	U019	U020	U021
------	------	------	------	------	------	------	------	------	------	------	------	------	------	------	------	------	------	------	------	------

U009_S008
DEVELOPMENT UNIT:ASS'Y

6.07200030E 2.03603006N 88.D1382496 71.D1363431
RETAINING RING - (x4) SCREW - M3X6 DECAL:CAUTION:R EMOVER/INSTALL **FILTER:DEVELOP MENT**



85.D1380150
DEVELOPMENT U
NIT:ASS'Y

97.D1363105
(x2)
SEAL:TONER CAT
CHPAN:AUXILIARY
201703-03

7.07200040E
(x6)
RETAINING RING -
M4

14.AA003057
(x2)
DECAL:GRIP:LONG
:PP



31.D1362288
CONNECTOR:DRA
WER:8POLE:PLUG

24.D0743416
JOINT:DRIVE:DEV
ELOPMENT UNIT

9.08053573
RADIAL BALL BEA
RING:DIA8XDIA16X
5

30.D1362287
SHEET:DISCHARG
E LAMP:REAR

8.08046128
(x7)
HEXAGONAL BOLT
:DOUBLE SCREW:
M3X10

94.D1363103
TONER CATCHPA
N:DEVELOPMENT

29.D1362286
DISCHARGE LAMP
:LED ARRAY

U001	U002	U003	U004	U005	U006	U007	U008	U009	U010	U011	U012	U013	U014	U015	U016	U017	U018	U019	U020	U021
------	------	------	------	------	------	------	------	------	------	------	------	------	------	------	------	------	------	------	------	------

U009_S009
CLEANING UNIT:ASS'Y

48.D1362404 COVER:BEARING:
OIL SUPPLY ROLL
ER:FRONT

2.03603006N (x6)
SCREW - M3X6

5.04583010N (x5)
HEXAGON HEAD T
APPING SCREW:3
X10

54.D1362423 SEAL:STAY:APPLY

53.D1362418 TENSION SPRING:
COATING BAR:18N



87.D1382206
CLEANING UNIT:AS
SS'Y

50.D1362408
GEAR:24Z:RIGHT



6.07200030E
RETAINING RING -
M3



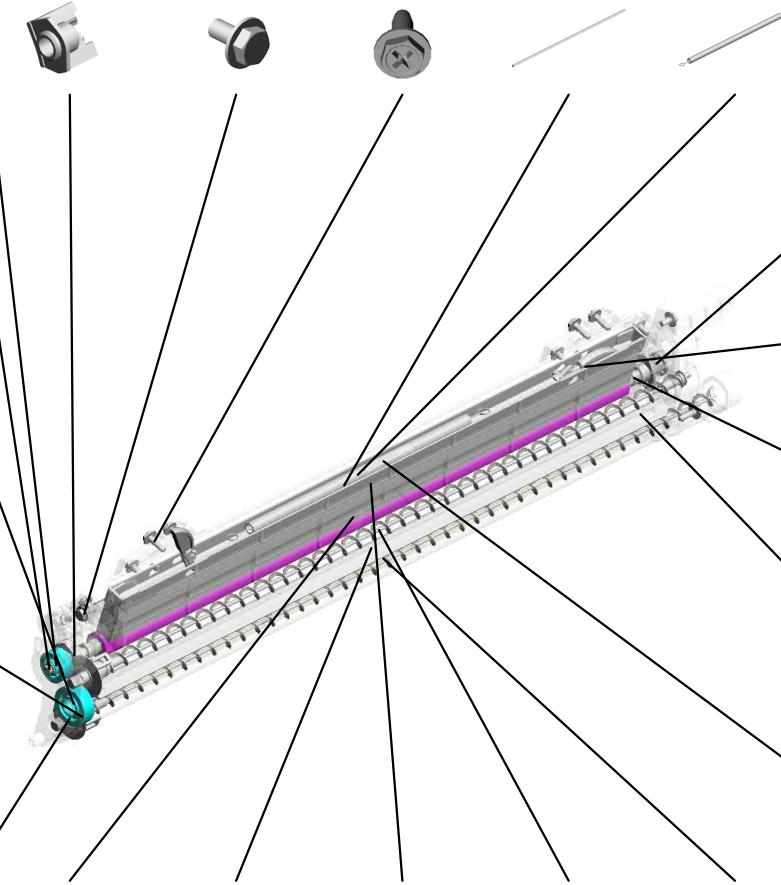
23.D0742503
GEAR:IDLER:31Z:L
EFT



44.D1362362
(x2)
BUSHING:TRANSP
ORT SCREW



7.07200040E
(x2)
RETAINING RING -
M4



22.D0742459
JOINT:CLEANING
UNIT



52.D1362417
(x2)
ARM:COATING BA
R



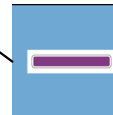
49.D1362406
COVER:BEARING:
OIL SUPPLY ROLL
ER:REAR



1.03530060N
(x4)
BIND SCREW - M3
X6



14.AA003057
DECAL:GRIP:LONG
:PP



47.D2582402
OIL SUPPLY ROLL
ER:ASS'Y
201608-02 O/O

45.D1362365
CLEANING BLADE:
ASS'Y

51.D1362411
COATING BAR:AS
S'Y

46.D1362391
TRANSPORT SCR
EW:APPLY:ASS'Y

43.D1362356
TRANSPORT SCR
EW:BASE:ASS'Y



U001	U002	U003	U004	U005	U006	U007	U008	U009	U010	U011	U012	U013	U014	U015	U016	U017	U018	U019	U020	U021
------	------	------	------	------	------	------	------	------	------	------	------	------	------	------	------	------	------	------	------	------

67.D1362467 GROUND PLATE:C
LEANING UNIT:AS
S'Y
65.D1362462 GEAR:IDLER:19Z:L
EFT
58.D1362446 SEAL:BLADE:APP
LY:FRONT
56.D1362431 (x2)
COVER:STAY:COA
TING BAR:ASS'Y

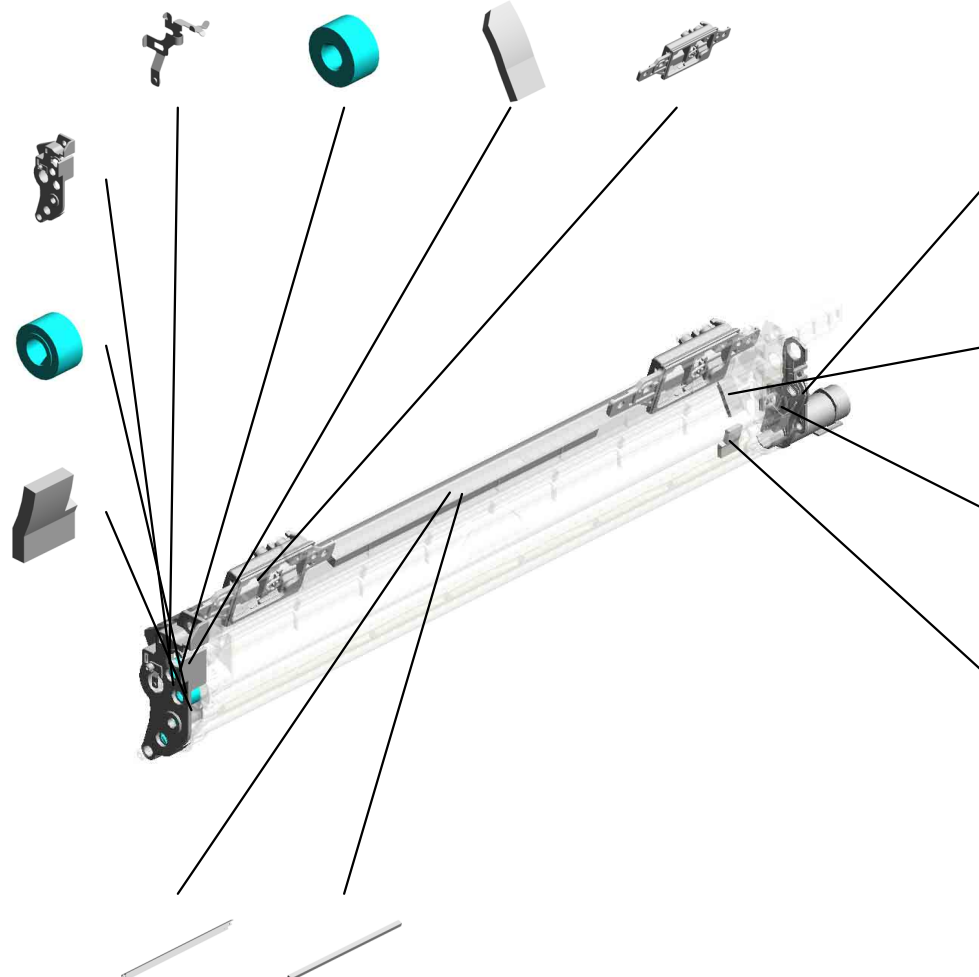


87.D1382206
CLEANING UNIT:A
SS'Y

66.D1362466
DRUM STAY:CLEA
NING UNIT

64.D1362461
(x2)
GEAR:18Z:RIGHT

60.D1362448
SEAL:CLEANING B
LADE:FRONT



62.D1362451
COVER:TONER OU
TLET SUB-UNIT:CL
EANING UNIT:ASS'
Y

59.D2582447
SEAL:BLADE:APPL
Y:REAR
201612-02 O/O

63.D1362458
VIBRATING PLATE:
TONER OUTLET S
UB-UNIT


61.D1362449
SEAL:CLEANING B
LADE:REAR

57.D1362441 BLADE:APPLY:AS
S'Y
55.D1362424 SEAL:STAY:APPLY:
UPPER

U009_S009_S001
FRAME:BASE:ASS'Y

40.D1362347
SEAL:FRAME:BAS
E:MIDDLE

41.D1362348
(x3)
SEAL:FRAME:BAS
E:SIDE




U001	U002	U003	U004	U005	U006	U007	U008	U009	U010	U011	U012	U013	U014	U015	U016	U017	U018	U019	U020	U021
------	------	------	------	------	------	------	------	------	------	------	------	------	------	------	------	------	------	------	------	------

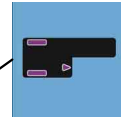
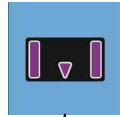
U009_S010
CHARGE UNIT:ASS'Y

17.B1322264
(x2)
BUSHING:TERMINAL

89.D1382497
DECAL:POSITIONING
DISPLAY:CHARGE
UNIT:FRONT:PP



86.D1382204
CHARGE UNIT:ASS'Y




90.D1382498
DECAL:POSITIONING
DISPLAY:CHARGE
UNIT:REAR:PP



U001	U002	U003	U004	U005	U006	U007	U008	U009	U010	U011	U012	U013	U014	U015	U016	U017	U018	U019	U020	U021
------	------	------	------	------	------	------	------	------	------	------	------	------	------	------	------	------	------	------	------	------

U009_S011
DEVELOPMENT UNIT:ASS'Y

6.07200030E 2.03603006N 88.D1382496 71.D1363431
RETAINING RING - (x4) SCREW - M3X6 DECAL:CAUTION:R EMOVER/INSTALL **FILTER:DEVELOP MENT**



85.D1380150
DEVELOPMENT U
NIT:ASS'Y

97.D1363105
(x2)
SEAL:TONER CAT
CHPAN:AUXILIARY
201703-03

7.07200040E
(x6)
RETAINING RING -
M4

14.AA003057
(x2)
DECAL:GRIP:LONG
:PP



31.D1362288
CONNECTOR:DRA
WER:8POLE:PLUG

24.D0743416
JOINT:DRIVE:DEV
ELOPMENT UNIT

9.08053573
RADIAL BALL BEA
RING:DIA8XDIA16X
5

30.D1362287
SHEET:DISCHARG
E LAMP:REAR

8.08046128
(x7)
HEXAGONAL BOLT
:DOUBLE SCREW:
M3X10

94.D1363103
TONER CATCHPA
N:DEVELOPMENT

29.D1362286
DISCHARGE LAMP
:LED ARRAY

U009_S012

CLEANING UNIT:ASS'Y


48.D1362404
COVER:BEARING:
OIL SUPPLY ROLL
ER:FRONT

2.03603006N
(x6)
SCREW - M3X6

5.04583010N
(x5)
HEXAGON HEAD T
APPING SCREW:3
X10

54.D1362423
SEAL:STAY:APPLY

53.D1362418
TENSION SPRING:
COATING BAR:18N



87.D1382206
CLEANING UNIT:AS
SS'Y

50.D1362408
GEAR:24Z:RIGHT



6.07200030E
RETAINING RING -
M3



23.D0742503
GEAR:IDLER:31Z:L
EFT



44.D1362362
(x2)
BUSHING:TRANSP
ORT SCREW



7.07200040E
(x2)
RETAINING RING -
M4



22.D0742459
JOINT:CLEANING
UNIT



52.D1362417
(x2)
ARM:COATING BA
R



49.D1362406
COVER:BEARING:
OIL SUPPLY ROLL
ER:REAR



1.03530060N
(x4)
BIND SCREW - M3
X6



14.AA003057
DECAL:GRIP:LONG
:PP



47.D2582402
OIL SUPPLY ROLL
ER:ASS'Y
201608-02 O/O

45.D1362365
CLEANING BLADE:
ASS'Y

51.D1362411
COATING BAR:AS
S'Y

46.D1362391
TRANSPORT SCR
EW:APPLY:ASS'Y

43.D1362356
TRANSPORT SCR
EW:BASE:ASS'Y



U001	U002	U003	U004	U005	U006	U007	U008	U009	U010	U011	U012	U013	U014	U015	U016	U017	U018	U019	U020	U021
------	------	------	------	------	------	------	------	------	------	------	------	------	------	------	------	------	------	------	------	------

U009_S012
CLEANING UNIT:ASS'Y

67.D1362467 GROUND PLATE:CLEANING UNIT:ASS'Y
 65.D1362462 GEAR:IDLER:19Z:L EFT
 58.D1362446 SEAL:BLADE:APPLY:FRONT
 56.D1362431 (x2) COVER:STAY:COATING BAR:ASS'Y

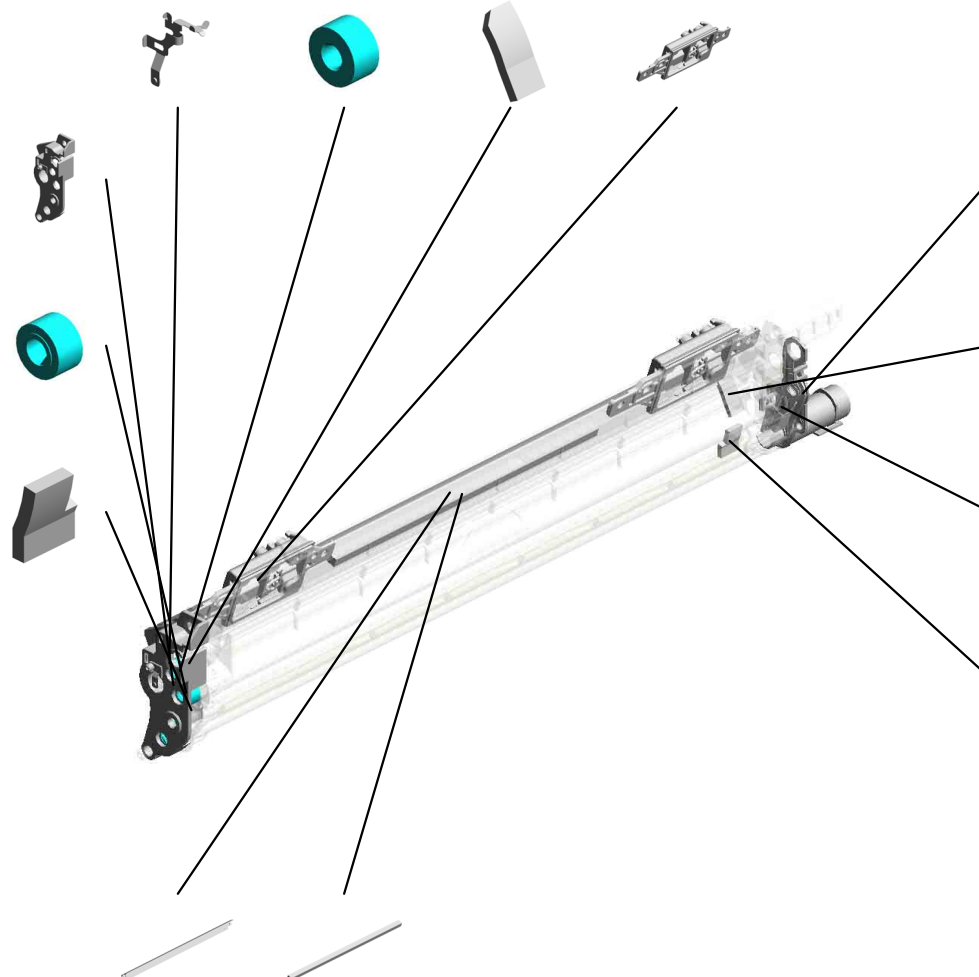


87.D1382206
CLEANING UNIT:ASS'Y

66.D1362466
DRUM STAY:CLEANING UNIT

64.D1362461
(x2)
GEAR:18Z:RIGHT

60.D1362448
SEAL:CLEANING BLADE:FRONT



62.D1362451
COVER:TONER OUTLET SUB-UNIT:CLEANING UNIT:ASS'Y

59.D2582447
SEAL:BLADE:APPLY:REAR
201612-02 O/O

63.D1362458
VIBRATING PLATE:TONER OUTLET SUB-UNIT


61.D1362449
SEAL:CLEANING BLADE:REAR

57.D1362441
BLADE:APPLY:ASS'Y
 55.D1362424
SEAL:STAY:APPLY:UPPER

U009_S012_S001
FRAME:BASE:ASS'Y

40.D1362347
SEAL:FRAME:BAS
E:MIDDLE

41.D1362348
(x3)
SEAL:FRAME:BAS
E:SIDE




U001	U002	U003	U004	U005	U006	U007	U008	U009	U010	U011	U012	U013	U014	U015	U016	U017	U018	U019	U020	U021
------	------	------	------	------	------	------	------	------	------	------	------	------	------	------	------	------	------	------	------	------

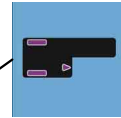
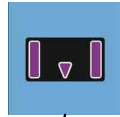
U009_S013
CHARGE UNIT:ASS'Y

17.B1322264
(x2)
BUSHING:TERMINAL

89.D1382497
DECAL:POSITIONING
DISPLAY:CHARGE
UNIT:FRONT:PP



86.D1382204
CHARGE UNIT:ASS'Y




90.D1382498
DECAL:POSITIONING
DISPLAY:CHARGE
UNIT:REAR:PP



U001	U002	U003	U004	U005	U006	U007	U008	U009	U010	U011	U012	U013	U014	U015	U016	U017	U018	U019	U020	U021
------	------	------	------	------	------	------	------	------	------	------	------	------	------	------	------	------	------	------	------	------

U009_S014
DEVELOPMENT UNIT:ASS'Y

6.07200030E 2.03603006N 88.D1382496 71.D1363431
RETAINING RING - (x4) SCREW - M3X6 DECAL:CAUTION:R EMOVER/INSTALL **FILTER:DEVELOP MENT**




85.D1380150
DEVELOPMENT U
NIT:ASS'Y

97.D1363105
(x2)
SEAL:TONER CAT
CHPAN:AUXILIARY
201703-03

7.07200040E
(x6)
RETAINING RING -
M4

14.AA003057
(x2)
DECAL:GRIP:LONG
:PP



31.D1362288
CONNECTOR:DRA
WER:8POLE:PLUG

24.D0743416
JOINT:DRIVE:DEV
ELOPMENT UNIT

9.08053573
RADIAL BALL BEA
RING:DIA8XDIA16X
5

30.D1362287
SHEET:DISCHARG
E LAMP:REAR

8.08046128
(x7)
HEXAGONAL BOLT
:DOUBLE SCREW:
M3X10

94.D1363103
TONER CATCHPA
N:DEVELOPMENT

29.D1362286
DISCHARGE LAMP
:LED ARRAY

U009_S015
CLEANING UNIT:ASS'Y

48.D1362404 COVER:BEARING:
OIL SUPPLY ROLL
ER:FRONT

2.03603006N (x6)
SCREW - M3X6

5.04583010N (x5)
HEXAGON HEAD T
APPING SCREW:3
X10

54.D1362423 SEAL:STAY:APPLY

53.D1362418 TENSION SPRING:
COATING BAR:18N



87.D1382206
CLEANING UNIT:AS
SS'Y

50.D1362408
GEAR:24Z:RIGHT



6.07200030E
RETAINING RING -
M3



23.D0742503
GEAR:IDLER:31Z:L
EFT



44.D1362362
(x2)
BUSHING:TRANSP
ORT SCREW



7.07200040E
(x2)
RETAINING RING -
M4



22.D0742459
JOINT:CLEANING
UNIT



52.D1362417
(x2)
ARM:COATING BA
R



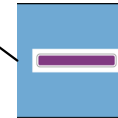
49.D1362406
COVER:BEARING:
OIL SUPPLY ROLL
ER:REAR



1.03530060N
(x4)
BIND SCREW - M3
X6



14.AA003057
DECAL:GRIP:LONG
:PP



47.D2582402
OIL SUPPLY ROLL
ER:ASS'Y
201608-02 O/O

45.D1362365
CLEANING BLADE:
ASS'Y

51.D1362411
COATING BAR:AS
S'Y

46.D1362391
TRANSPORT SCR
EW:APPLY:ASS'Y

43.D1362356
TRANSPORT SCR
EW:BASE:ASS'Y



CLEANING UNIT:ASS'Y

67.D1362467 GROUND PLATE:C
LEANING UNIT:AS
S'Y
65.D1362462 GEAR:IDLER:19Z:L
EFT
58.D1362446 SEAL:BLADE:APP
LY:FRONT
56.D1362431 (x2)
COVER:STAY:COA
TING BAR:ASS'Y

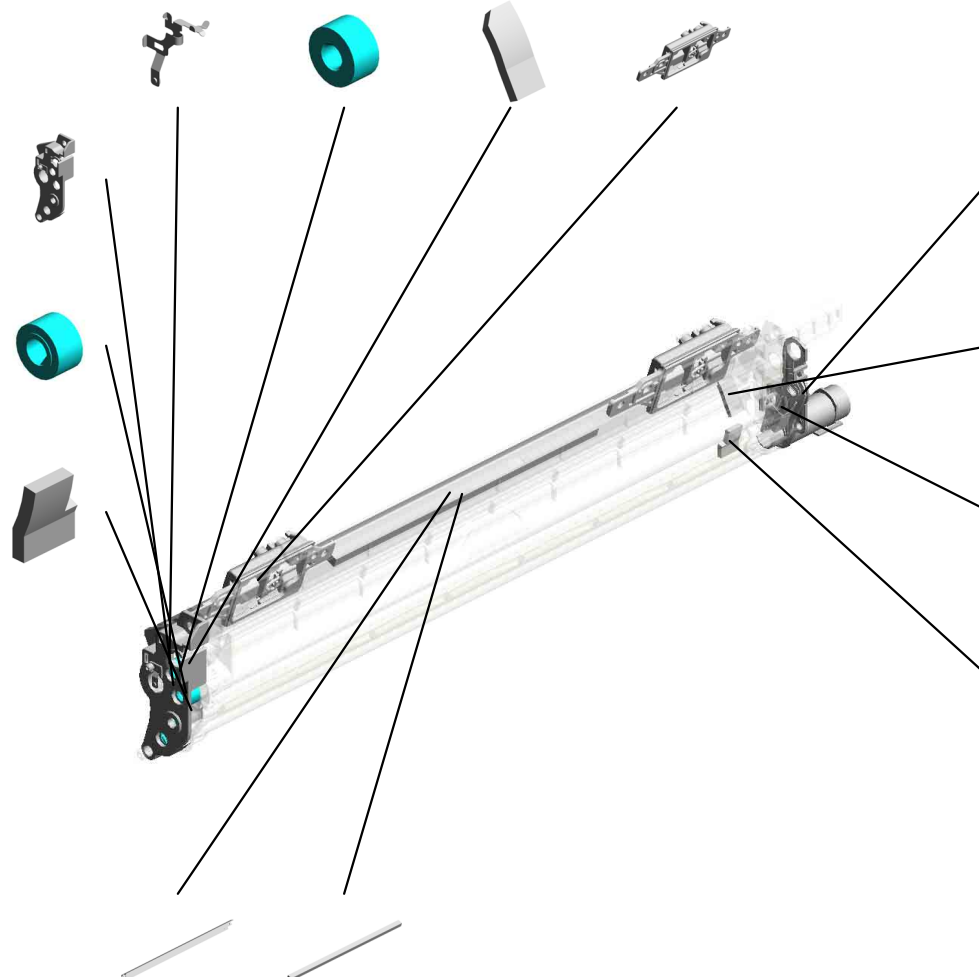


87.D1382206
CLEANING UNIT:A
SS'Y

66.D1362466
DRUM STAY:CLEA
NING UNIT

64.D1362461
(x2)
GEAR:18Z:RIGHT

60.D1362448
SEAL:CLEANING B
LADE:FRONT



62.D1362451
COVER:TONER OU
TLET SUB-UNIT:CL
EANING UNIT:ASS'
Y

59.D2582447
SEAL:BLADE:APPL
Y:REAR
201612-02 O/O

63.D1362458
VIBRATING PLATE:
TONER OUTLET S
UB-UNIT


61.D1362449
SEAL:CLEANING B
LADE:REAR

57.D1362441 BLADE:APPLY:AS
S'Y
55.D1362424 SEAL:STAY:APPLY:
UPPER

U009_S015_S001
FRAME:BASE:ASS'Y

40.D1362347
SEAL:FRAME:BAS
E:MIDDLE

41.D1362348
(x3)
SEAL:FRAME:BAS
E:SIDE




U001	U002	U003	U004	U005	U006	U007	U008	U009	U010	U011	U012	U013	U014	U015	U016	U017	U018	U019	U020	U021
------	------	------	------	------	------	------	------	------	------	------	------	------	------	------	------	------	------	------	------	------

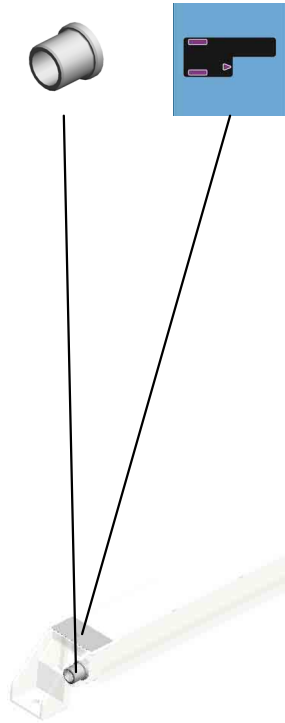
U009_S016
CHARGE UNIT:ASS'Y

17.B1322264
(x2)
BUSHING:TERMIN
AL

90.D1382498
DECAL:POSITIONI
NG DISPLAY:CHAR
GE UNIT:REAR:PP



86.D1382204
CHARGE UNIT:ASS
'Y

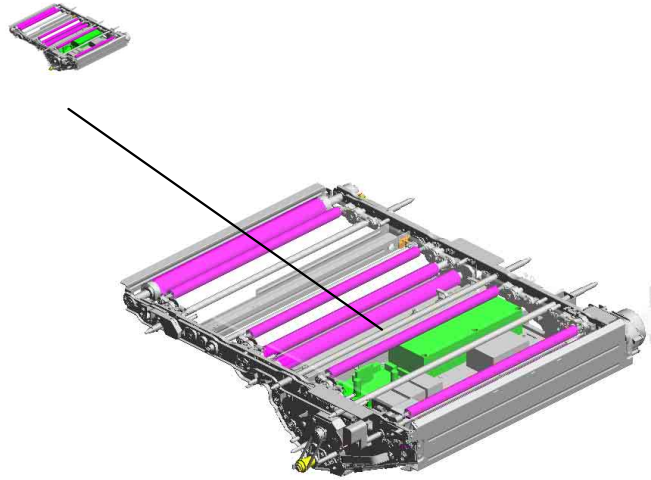


89.D1382497
DECAL:POSITIONI
NG DISPLAY:CHAR
GE UNIT:FRONT:P
P

U001	U002	U003	U004	U005	U006	U007	U008	U009	U010	U011	U012	U013	U014	U015	U016	U017	U018	U019	U020	U021
------	------	------	------	------	------	------	------	------	------	------	------	------	------	------	------	------	------	------	------	------

U010.ITB UNIT

U010_S001
D1386060
TRANSFER UNIT:INTERMEDI
ATE TRANSFER:PRO:ASS'Y



U001	U002	U003	U004	U005	U006	U007	U008	U009	U010	U011	U012	U013	U014	U015	U016	U017	U018	U019	U020	U021
------	------	------	------	------	------	------	------	------	------	------	------	------	------	------	------	------	------	------	------	------


U010_S001.TRANSFER UNIT:INTERMEDIATE TRANSFER:PRO:ASS'Y

U010_S001_S001
D1366180
DENSITY SENSOR:ASS'Y



U001	U002	U003	U004	U005	U006	U007	U008	U009	U010	U011	U012	U013	U014	U015	U016	U017	U018	U019	U020	U021
------	------	------	------	------	------	------	------	------	------	------	------	------	------	------	------	------	------	------	------	------

U010
ITB UNIT

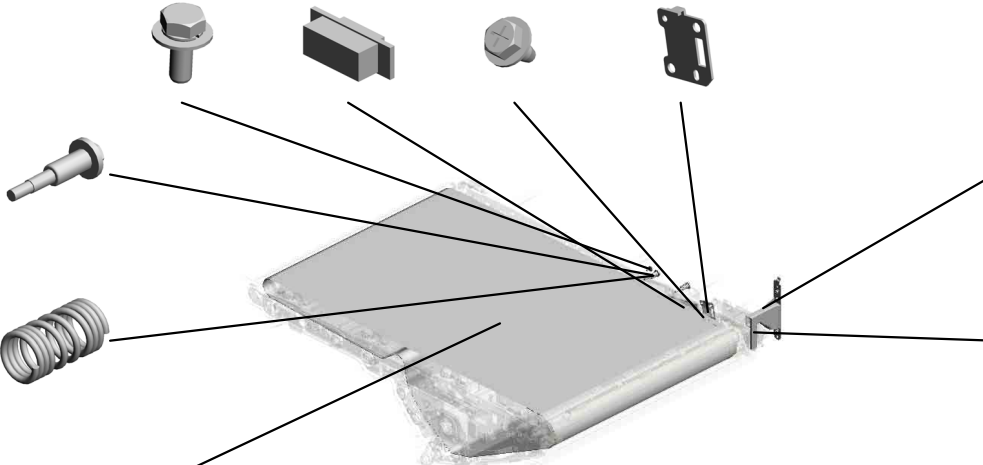


- 16.08046123 HEXAGONAL BOLT :W/WASHER:M3X8
- 20.11029783 CONNECTOR:5594 9-3919
- 5.04513006N (x4) TAPPING SCREW - 3X6
- 79.D1366118 SEPARATION PLATE:INTERMEDIATE TRANSFER:MAIN: 240V

44.D0744351
(x2)
STEPPED SCREW:
DIA5.4DIA:DIA3.5:M
3

45.D0746078
(x2)
COMPRESSION SP
RING:DRAWER:INT
ERMEDIATE TRAN
SFER

69.D1386030
FLAT BELT-TRANS
FER:ASS'Y
202012-05 O/O



64.D1366073
DUCT:CONNECTIN
G:INTERMEDIATE
TRANSFER

117.D1366195
SEAL:DUCT:TM SE
NSOR

32.AW140016
TEMPERATURE &
HUMIDITY SENSO
R

7.04583008N
HEXAGON HEAD T
APPING SCREW:3
X8



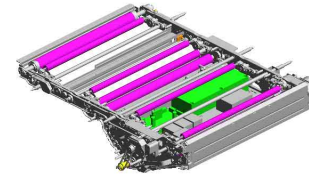
6.04543006Q
TAPPING SCREW -
M3X6



134.D1055898
HOLDER:TEMPER
ATURE & HUMIDIT
Y SENSOR
201711-03 X/O

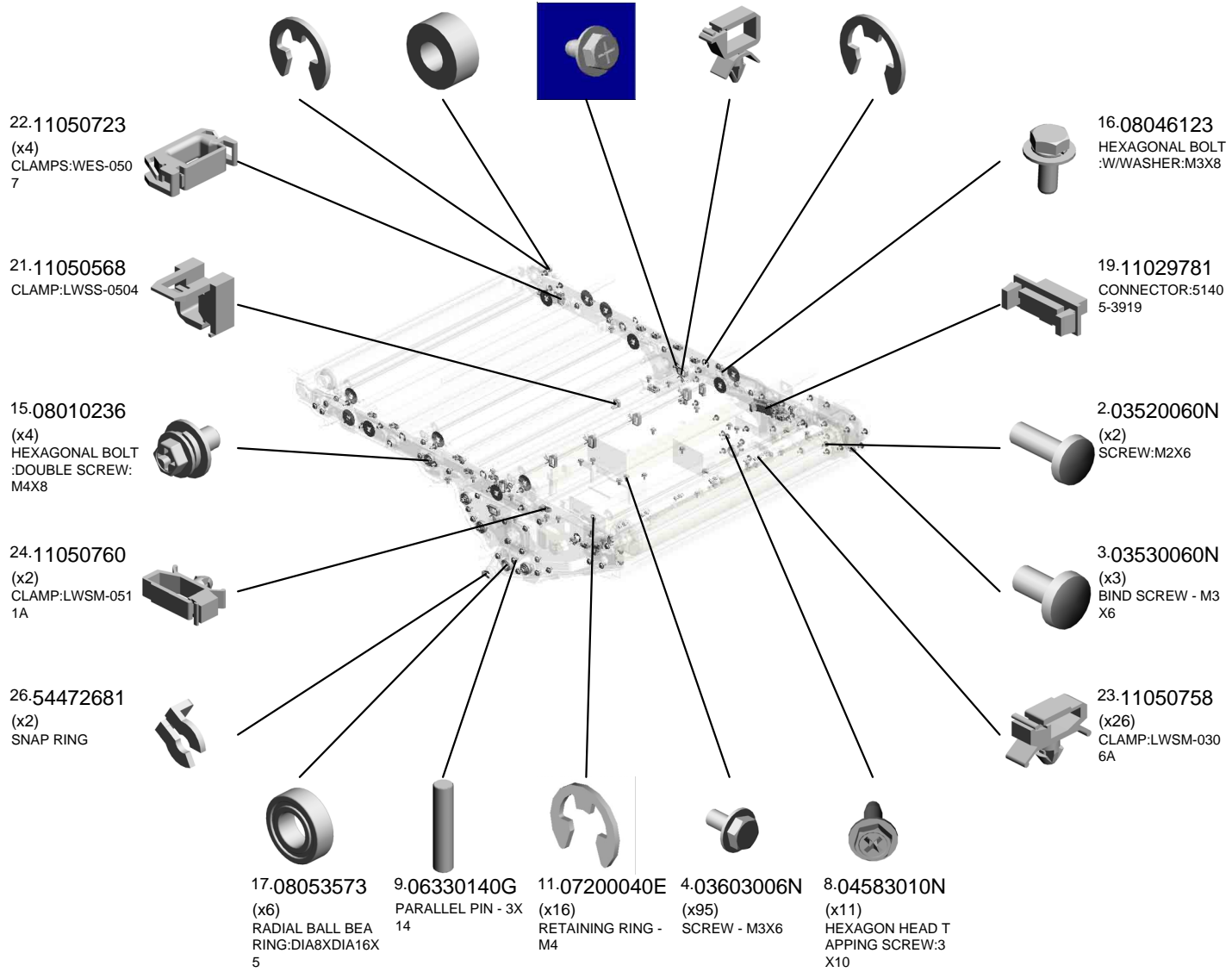
U001	U002	U003	U004	U005	U006	U007	U008	U009	U010	U011	U012	U013	U014	U015	U016	U017	U018	U019	U020	U021
------	------	------	------	------	------	------	------	------	------	------	------	------	------	------	------	------	------	------	------	------

U010_S001
TRANSFER UNIT:INTERMEDIATE TRANSFER:PRO:ASS'Y



130.D1386060
[A]
TRANSFER UNIT:INTERMEDIATE TR
ANSFER:PRO:ASS'
Y
202105-07 O/O

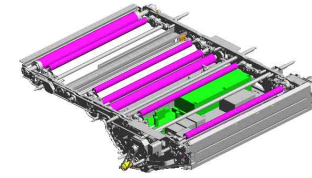
10.07200030E RETAINING RING - M3
13.07403804 BALL BEARING: DIA 4X DIA 9X4
6.04543006Q (x4) TAPPING SCREW - M3X6
25.11050762 (x7) CLAMP: LWS-0711A
12.07200060E (x6) RETAINING RING - M6



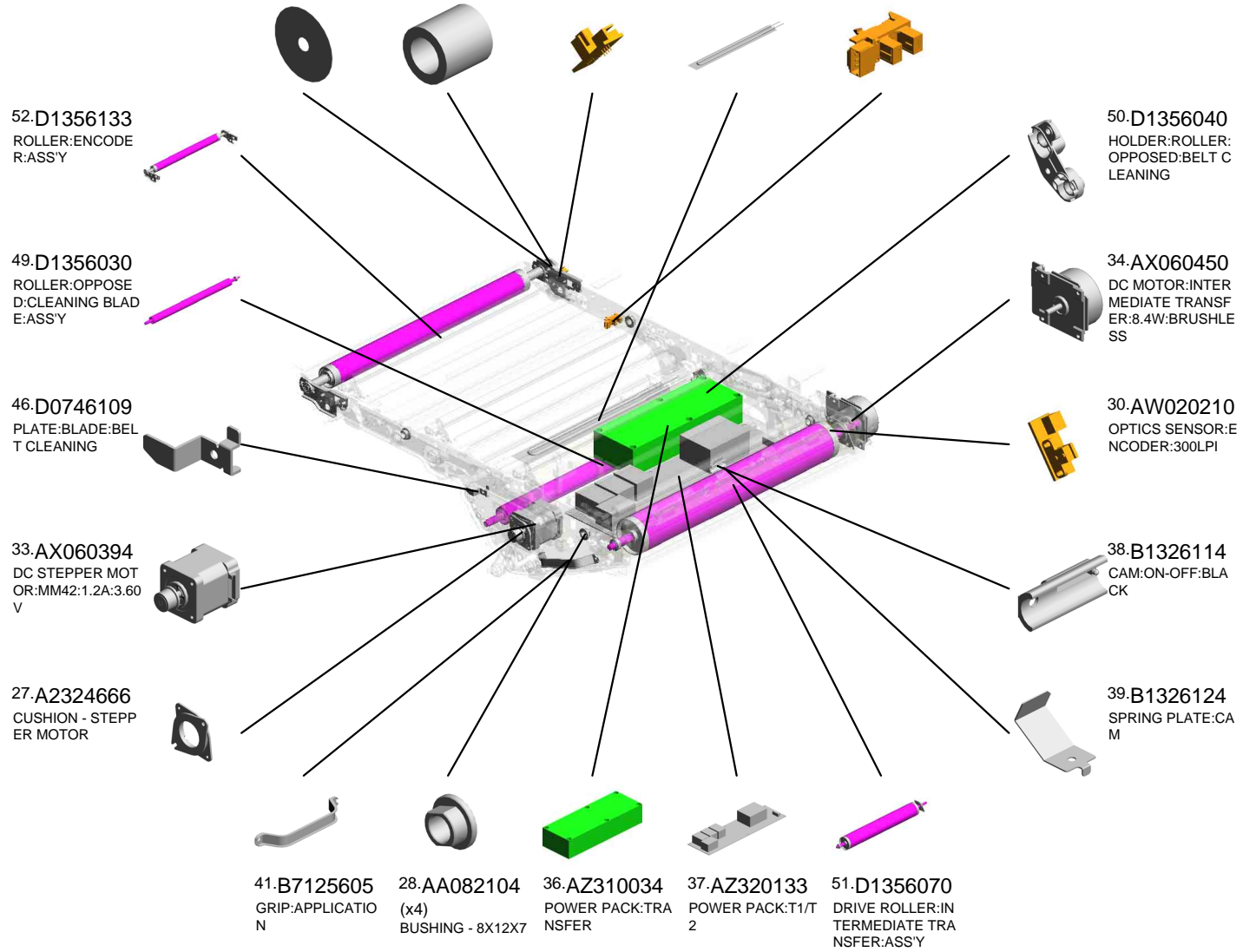
U001	U002	U003	U004	U005	U006	U007	U008	U009	U010	U011	U012	U013	U014	U015	U016	U017	U018	U019	U020	U021
------	------	------	------	------	------	------	------	------	------	------	------	------	------	------	------	------	------	------	------	------

U010_S001
TRANSFER UNIT:INTERMEDIATE TRANSFER:PRO:ASS'Y

- 42.D0CN6141 ENCODER:ASS'Y 202403-01 O/O
- 40.B2236171 RUBBER BUSHING :ENCODER
- 31.AW020213 OPTICS SENSOR:E NCODER:300LPI
- 35.AX400178 HEATER:240V:18W :UPPER
- 29.AW020204 (x2) PHOTOINTERRUPTOR:LGRC102

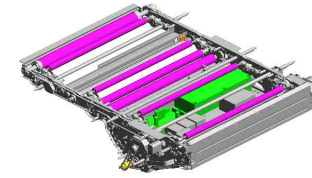


130.D1386060
[A]
TRANSFER UNIT:INTERMEDIATE TRANSFER:PRO:ASS'Y
202105-07 O/O



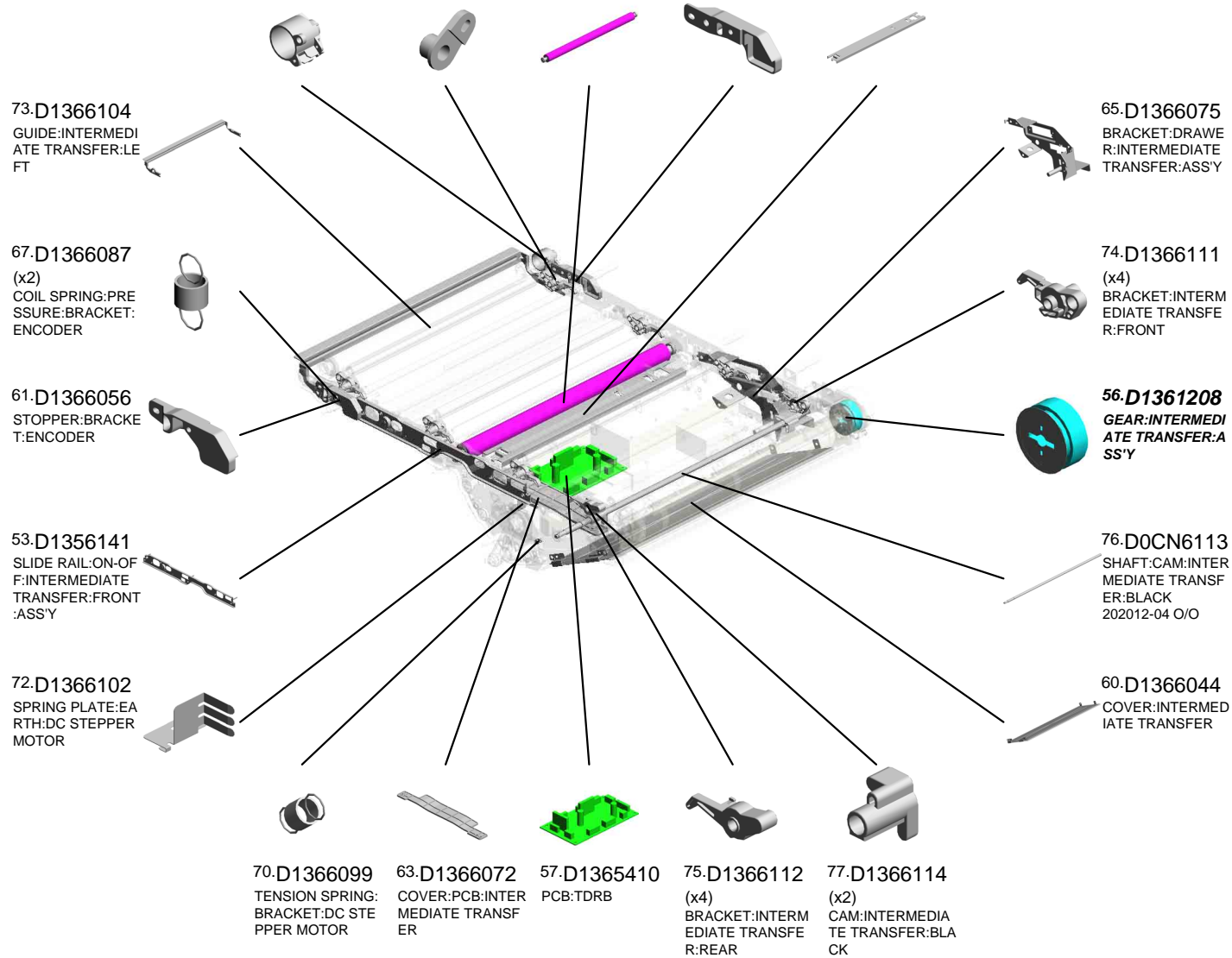
U001	U002	U003	U004	U005	U006	U007	U008	U009	U010	U011	U012	U013	U014	U015	U016	U017	U018	U019	U020	U021
------	------	------	------	------	------	------	------	------	------	------	------	------	------	------	------	------	------	------	------	------

U010_S001
TRANSFER UNIT:INTERMEDIATE TRANSFER:PRO:ASS'Y



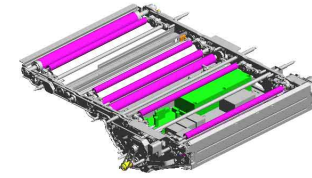
130.D1386060
[A]
TRANSFER UNIT:INTERMEDIATE TRANSFER:PRO:ASS'Y
202105-07 O/O

66.D1366086 COVER:ENCODER
68.D1366089 (x2) PLAIN SHAFT BEARING:CONTACT POINT:BRACKET:ENCODER
54.D1356171 ROLLER:TENSION:ASS'Y
62.D1366058 STOPPER:BRACKET:ENCODER:REAR
59.D1366042 BRACKET:HEATER:INTERMEDIATE TRANSFER



U010_S001

TRANSFER UNIT:INTERMEDIATE TRANSFER:PRO:ASS'Y



130.D1386060

[A]
TRANSFER UNIT:INTERMEDIATE TRANSFER:PRO:ASS'Y
202105-07 O/O

- 81.D1366121 (x6) COVER:ON-OFF:SLIDE RAIL
- 94.D1366145 (x6) ROLLER:ON-OFF:INTERMEDIATE TRANSFER
- 97.D1366149 (x4) BUSHING:SLIDE RAIL:ON-OFF
- 93.D1366143 SLIDE RAIL:ON-OFF:INTERMEDIATE TRANSFER:REAR:ASS'Y
- 92.D1366139 (x2) TENSION SPRING:ON-OFF:SLIDE RAIL

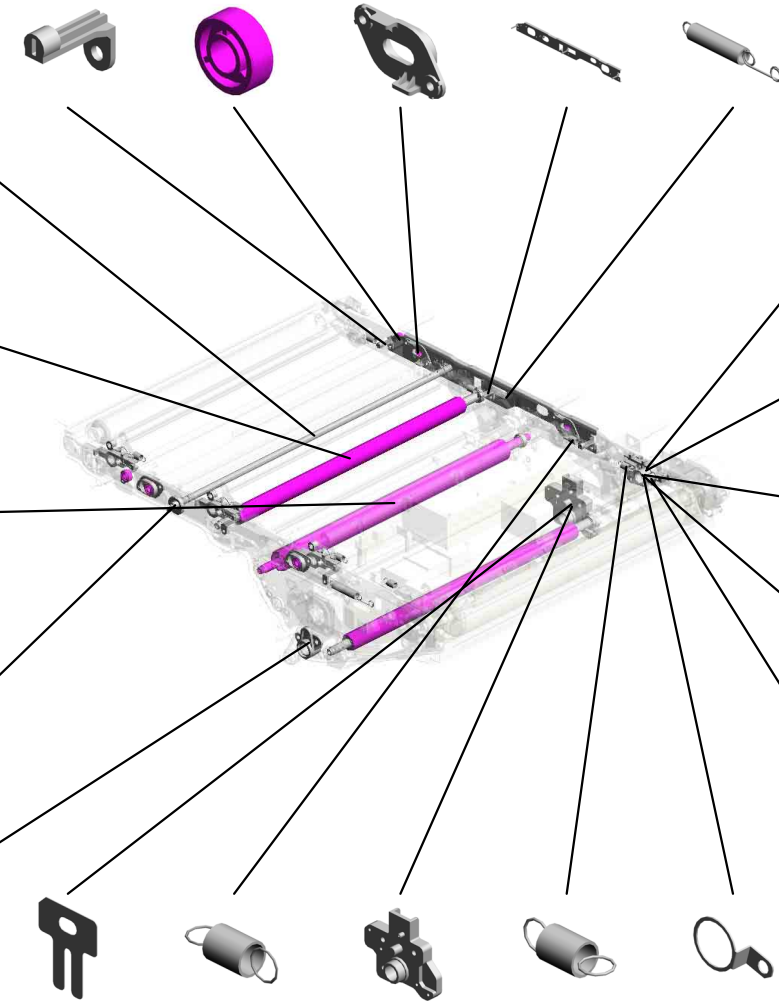
95.D1366146
SHAFT:CAM:INTERMEDIATE TRANSFER:COLOR

90.D1366132 (x2)
ROLLER:TRANSFER:FRONT:ASS'Y

89.D1366130
ROLLER:OPPOSITE:BELT CLEANING:ASS'Y

96.D1366147 (x2)
CAM:INTERMEDIATE TRANSFER:COLOR

87.D1366128
CASE:OPPOSITE:TRANSFER ROLLER:FRONT



83.D1366124 (x4)
BRACKET:BIAS:INTERMEDIATE TRANSFER

84.D1366125 (x4)
TERMINAL:INTERMEDIATE TRANSFER

85.D1366126 (x4)
COMPRESSION SPRING:BIAS:INTERMEDIATE TRANSFER

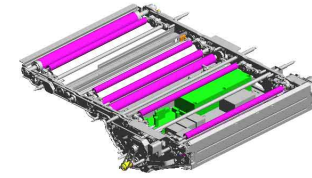
98.D1366152
SEPARATION PLATE:INTERMEDIATE TRANSFER:240V

82.D1366123 (x4)
PLAIN SHAFT BEARING:INTERMEDIATE TRANSFER

- 91.D1366138 SPRING PLATE:TRANSFER:OPPOSITE:PAPER
- 78.D1366115 (x6) TENSION SPRING:PRESSURE:INTERMEDIATE TRANSFER
- 88.D1366129 GUIDE:TRANSFER:PAPER:REAR
- 86.D1366127 (x2) TENSION SPRING:PRESSURE:INTERMEDIATE TRANSFER:BLACK
- 80.D1366119 (x4) TERMINAL:CONNECTING:INTERMEDIATE TRANSFER

U001	U002	U003	U004	U005	U006	U007	U008	U009	U010	U011	U012	U013	U014	U015	U016	U017	U018	U019	U020	U021
------	------	------	------	------	------	------	------	------	------	------	------	------	------	------	------	------	------	------	------	------

U010_S001
TRANSFER UNIT:INTERMEDIATE TRANSFER:PRO:ASS'Y



130.D1386060
[A]
TRANSFER UNIT:INTERMEDIATE TRANSFER:PRO:ASS'Y
202105-07 O/O

103.D1366174 BRACKET:TENSION:ROLLER
99.D1366154 FEELER:INTERMEDIATE TRANSFER
107.D1366179 (x2) COIL SPRING:PRESSURE:TENSION:INTERMEDIATE TRANSFER
105.D1366176 (x2) GUIDE:TENSION:INTERMEDIATE TRANSFER
106.D1366177 (x2) PLAIN SHAFT BEARING:TENSION:INTERMEDIATE TRANSFER

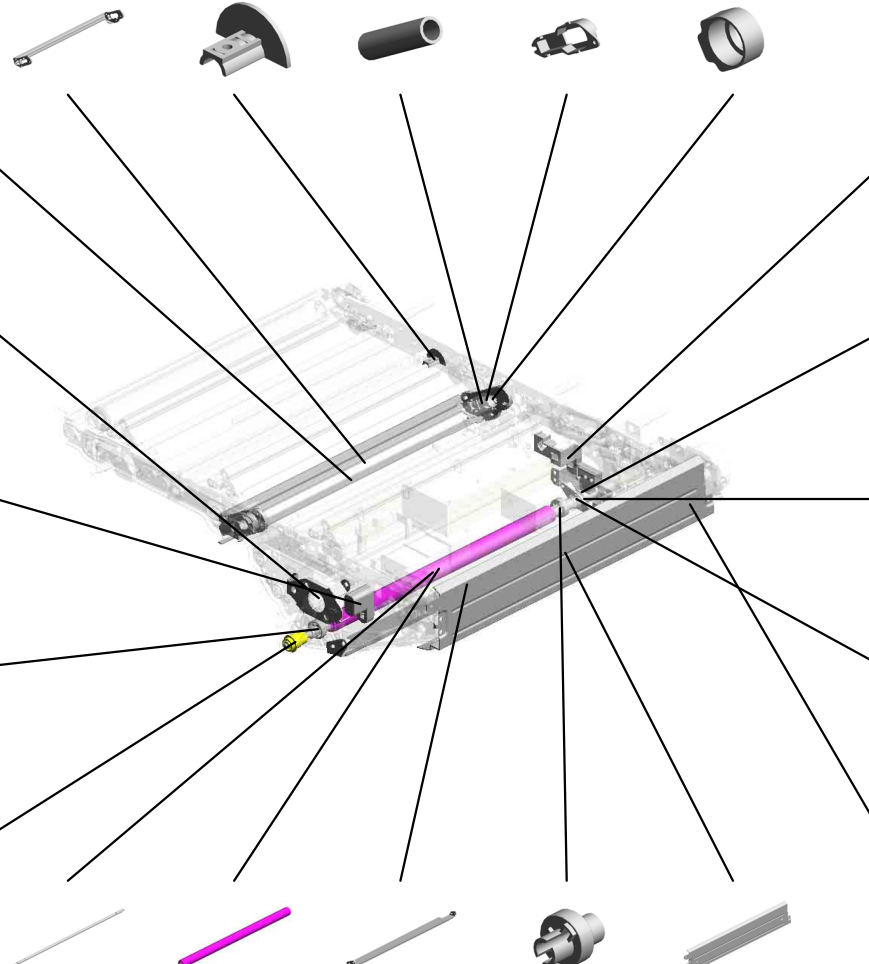
104.D1366175
SLIDE RAIL:CASE:TENSION:ROLLER

100.D1366162
BRACKET:ON-OFF:TRANSFER ROLLER

111.D1366183
GRIP:ON-OFF:INTERMEDIATE TRANSFER:TCRU

115.D1366190
CAM:ON-OFF:TRANSFER ROLLER:FRONT

120.D1366199
PULLEY:ON-OFF:TRANSFER ROLLER



119.D1366197
COVER:HARNESSECOND:INTERMEDIATE TRANSFER

101.D1366164
BRACKET:SENSOR:ON-OFF:TRANSFER:PAPER

102.D1366165
FEELER:ON-OFF:TRANSFER:PAPER

114.D1366189
PLATE:ROLLER:OPPOSED:PAPER

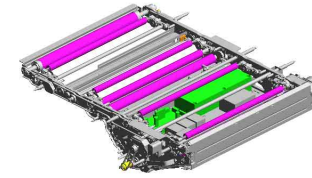
123.D1386053
(x2)
SEAL:GUIDE:INTERMEDIATE TRANSFER:RIGHT

113.D1366187 CORE:OPPOSED:TRANSFER ROLLER
112.D1366186 **ROLLER:OPPOSED:PAPER:ASS'Y**
121.D1366307 GUIDE:TRANSPORT:INTERMEDIATE TRANSFER:R:ASS'Y
116.D1366191 CAM:ON-OFF:TRANSFER ROLLER:REAR
122.D1386052 GUIDE:INTERMEDIATE TRANSFER:RIGHT

U010_S001

TRANSFER UNIT:INTERMEDIATE TRANSFER:PRO:ASS'Y

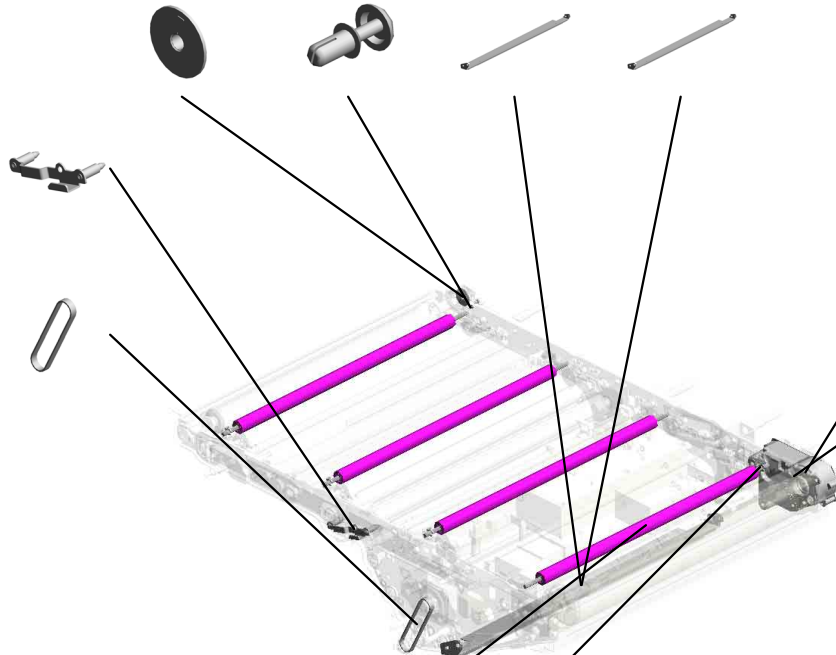
127.G1786352 GUIDE PLATE:ENC ODER	125.G1073834 (x2) RIVET - 2.0	129.D1366360 GUIDE:TRANSPOR T:INTERMEDIATE TRANSFER:K2:ASS 'Y 201407-06	128.D1366340 GUIDE:TRANSPOR T:INTERMEDIATE TRANSFER:K1:ASS 'Y 201407-07
---	-------------------------------------	--	--



130.D1386060
[A]
TRANSFER UNIT:I
NTERMEDIATE TR
ANSFER:PRO:ASS'
Y
202105-07 O/O

132.D1366167
STAY:BRACKET:TE
NSION:ASS'Y

126.AA043728
SYNCHRONOUS B
ELT:60S2M190
202201-01 O/O



135.D1361213
DRUM STAY:DRIV
E:INTERMEDIATE
TRANSFER:ASS'Y
201808-01 X/O

133.D1361206
HOUSING:DRIVE:I
NTERMEDIATE TR
ANSFER

136.D2586166
(x4)
ROLLER:INTERME
DIATE TRANSFER:
ASS'Y
201904-03 O/O

124.G0143291
(x4)
SNAP RING - PICK
UP



D1386050
[A]
TRANSFER UNIT:I
NTERMEDIATE TR
ANSFER:ASS'Y
202105-07 O/O

U010_S001_S001
 DENSITY SENSOR:ASS'Y

109.D1366181 BRACKET:DENSIT
 Y SENSOR
 71.D1366100 DENSITY SENSOR:
 P/TM
 131.D1366039 SEAL:FIX:HARNES
 S:DENSITY SENSO
 R
 201603-04

108.D1366180
 DENSITY SENSOR:
 ASS'Y

1-03130100N
 (x2)
 PAN HEAD SCREW
 :M3X10

118.D1366196
 HOME POSITION S
 ENSOR:FLAT BELT
 -TRANSFER

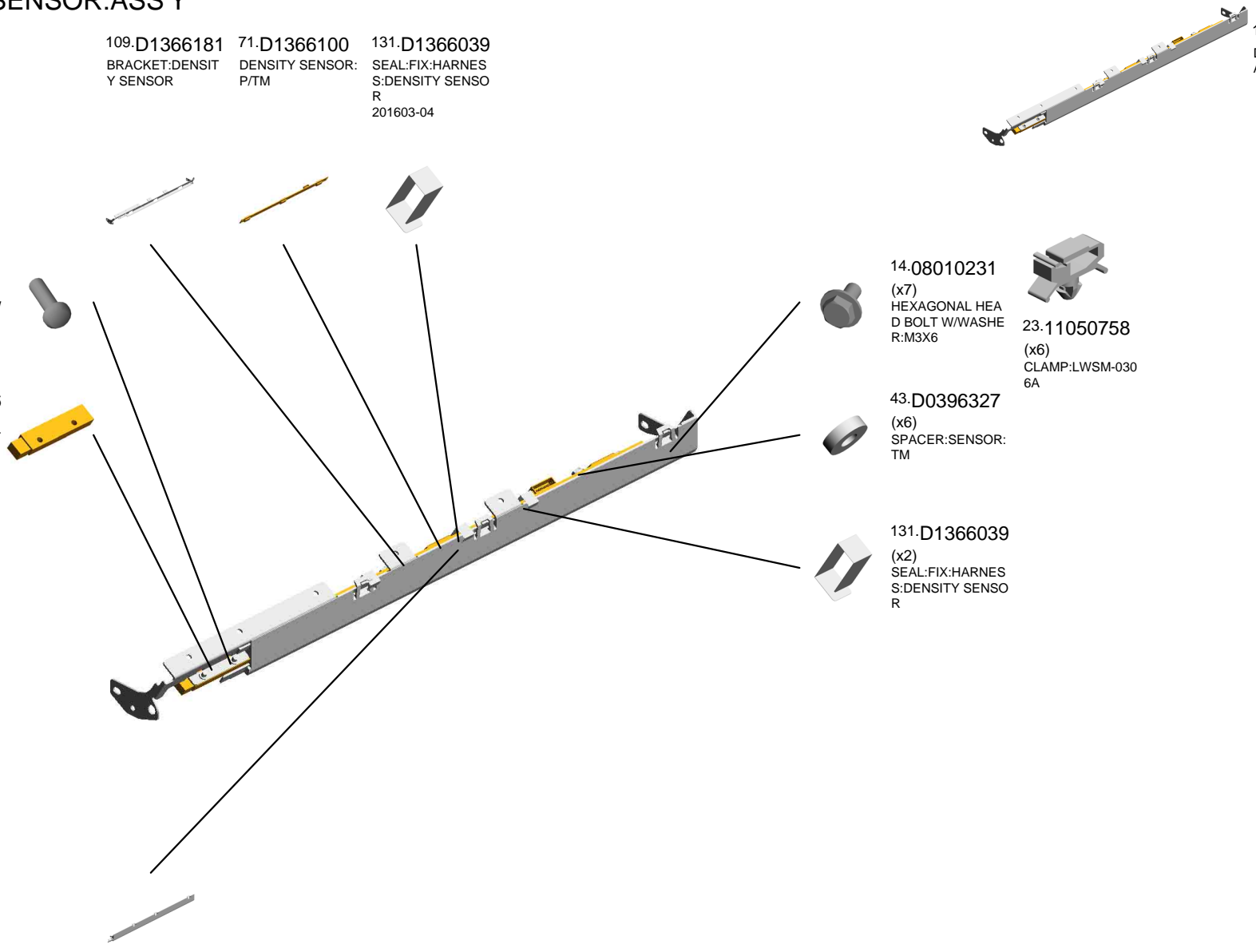
110.D1366182
 DUCT:TM SENSOR

14-08010231
 (x7)
 HEXAGONAL HEA
 D BOLT W/WASHE
 R:M3X6

23.11050758
 (x6)
 CLAMP:LWSM-030
 6A


43.D0396327
 (x6)
 SPACER:SENSOR:
 TM

131.D1366039
 (x2)
 SEAL:FIX:HARNES
 S:DENSITY SENSO
 R



U011.ITB CLEANING

U011_S001
D1386403
BELT CLEANING:PRO:ASSY



U001	U002	U003	U004	U005	U006	U007	U008	U009	U010	U011	U012	U013	U014	U015	U016	U017	U018	U019	U020	U021
------	------	------	------	------	------	------	------	------	------	------	------	------	------	------	------	------	------	------	------	------

U011
ITB CLEANING



11.B2342390
FLANGED HEXAG
ONAL HEAD BOLT:
M4X8

U001	U002	U003	U004	U005	U006	U007	U008	U009	U010	U011	U012	U013	U014	U015	U016	U017	U018	U019	U020	U021
------	------	------	------	------	------	------	------	------	------	------	------	------	------	------	------	------	------	------	------	------

U011_S001
BELT CLEANING:PRO:ASS'Y


8-AA082137
BUSHING:6X10X6

7-AA000291
DECAL:POSITIONI
NG DISPLAY:SCRE
W:PP

4-07200040E
(x2)
RETAINING RING -
M4
201504-04 X/O

10-B1322264
(x2)
BUSHING:TERMIN
AL

19-D0746457
BLADE:APPLY:AS
S'Y



65.D1386403
[A]
BELT CLEANING:P
RO:ASS'Y
201504-09 X/O

9-AA143807
SCREW:A

21-D0746478
GEAR:PULLEY:IDL
ER:BELT CLEANIN
G

6-54472681
(x2)
SNAP RING

20-D0746477
GEAR:BRUSH:REM
OVE PAPER DUST:
Z17

4-07200040E
(x3)
RETAINING RING -
M4

2-04583008N
(x4)
HEXAGON HEAD T
APPING SCREW:3
X8

18-D0746450
COATING BAR:AS
S'Y

17-D0746446
BRUSH:APPLY:BE
LT CLEANING

15-D0746420
BRUSH:REMOVE P
APER DUST:BELT
CLEANING

13-D0746415
DUAL FACES TEPE
:ENTRANCE SEAL:
BELT CLEANING

12-D0746411
COIL SPRING:EAR
TH:BELT CLEANIN
G

1-03603006N
(x14)
SCREW - M3X6

3-07080060N
(x2)
WASHER:DI A6

16-D0746424
BLADE:CLEANING:
BELT CLEANING:A
SS'Y

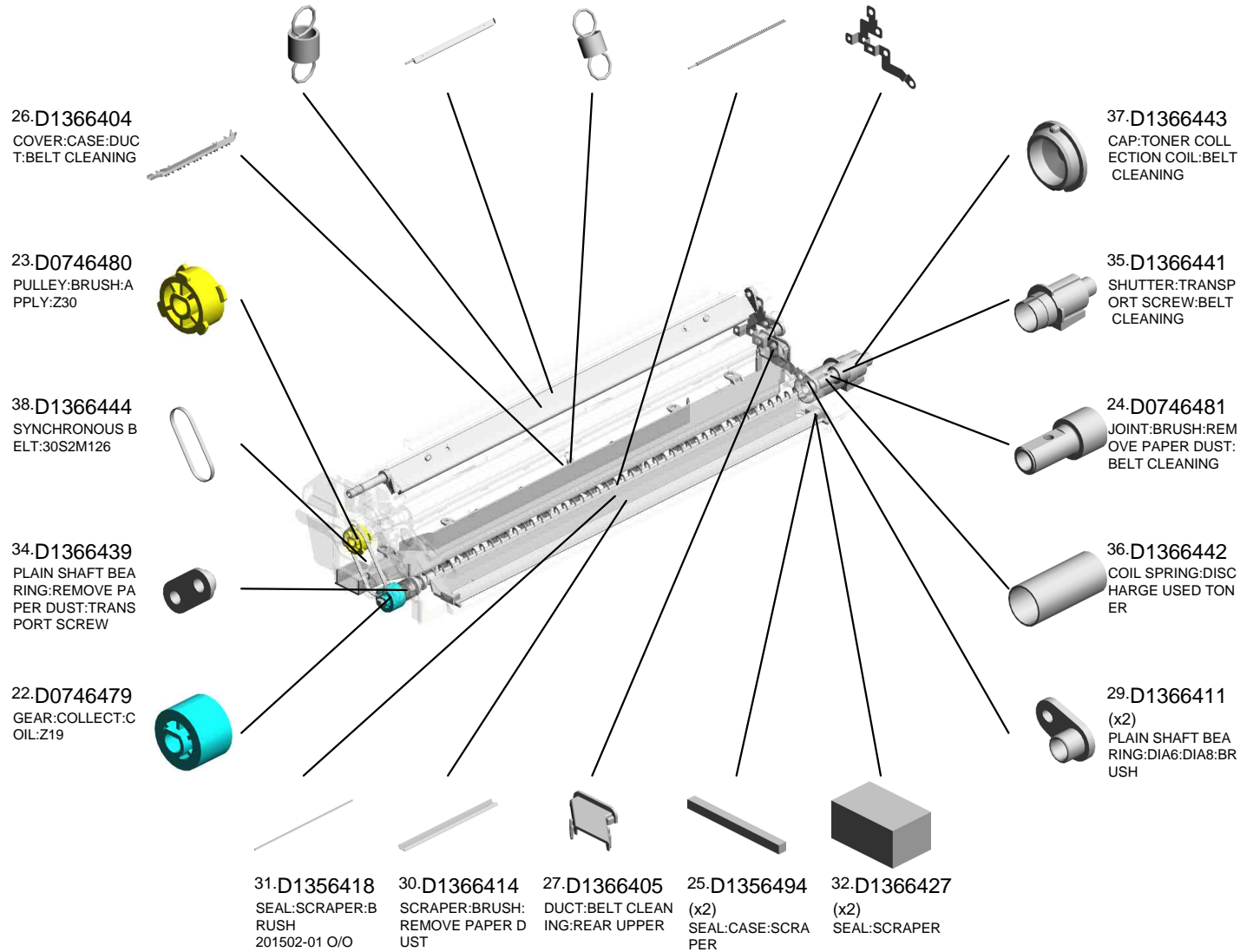
14-D0746416
SEAL:ENTRANCE
SEAL:BELT CLEAN
ING

U011_S001
BELT CLEANING:PRO:ASS'Y

- 41.D1366465 COIL SPRING:BLADE:APPLY:BELT CLEANING
- 40.D1366461 HOLDER:APPLY:BELT CLEANING:ASS'Y
- 39.D1366460 COIL SPRING:BLADE:CLEANING:BELT CLEANING
- 33.D1366434 TONER COLLECTION COIL:BELT CLEANING:ASS'Y
- 28.D1366410 GROUND PLATE:BELT CLEANING



- 65.D1386403 [A] BELT CLEANING:PRO:ASS'Y 201504-09 X/O

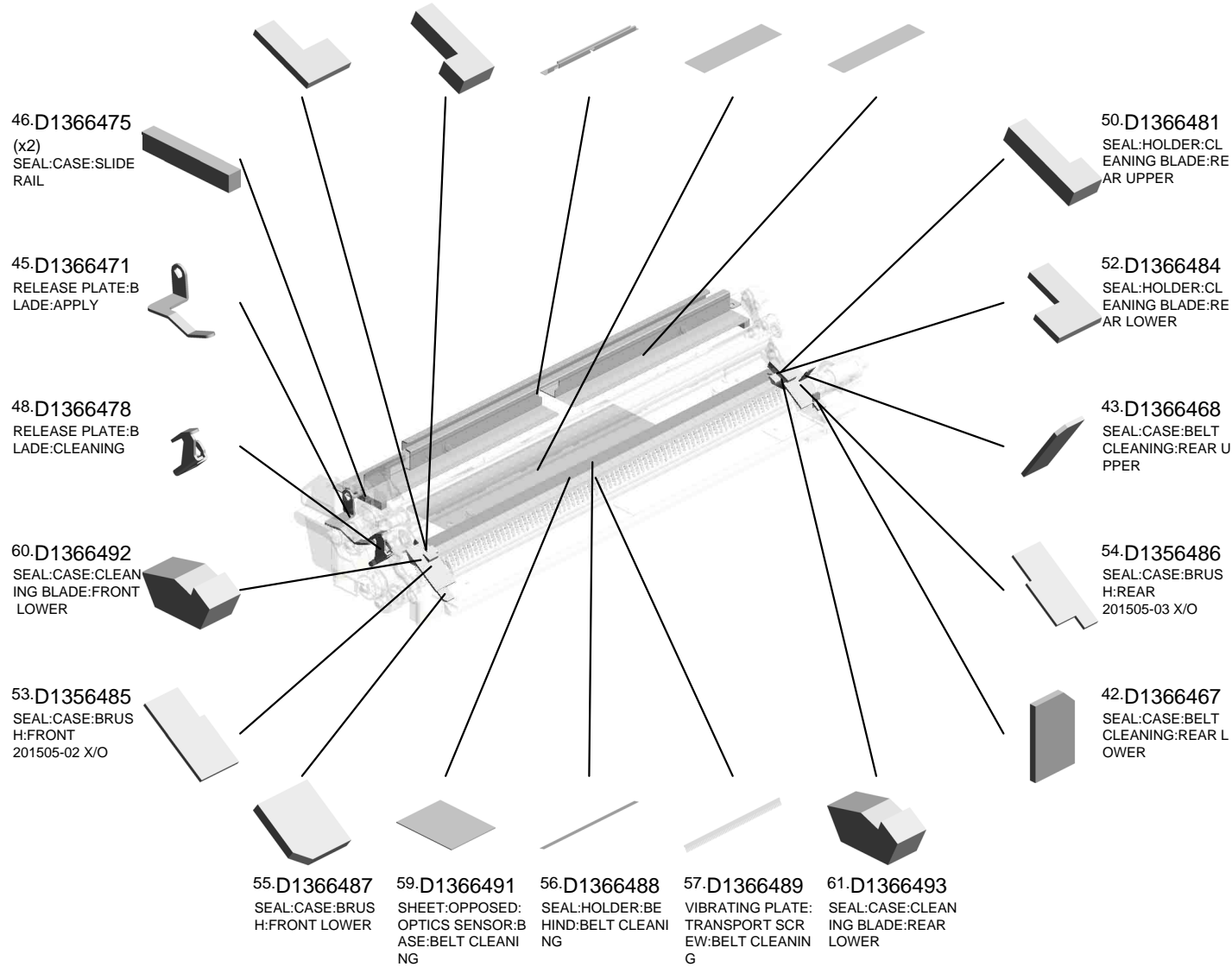


U011_S001
BELT CLEANING:PRO:ASS'Y

- 51.D1366483 SEAL:HOLDER:CLEANING BLADE:FRONT LOWER
- 49.D1366480 SEAL:HOLDER:CLEANING BLADE:FRONT UPPER
- 44.D1366469 SLIDE RAIL:UPPER :BELT CLEANING
- 58.D1366490 SEAL:BASE:CASE:BELT CLEANING
- 47.D1366476 (x2) SHEET:SLIDE RAIL :BELT CLEANING



65.D1386403
[A]
BELT CLEANING:PRO:ASS'Y
201504-09 X/O



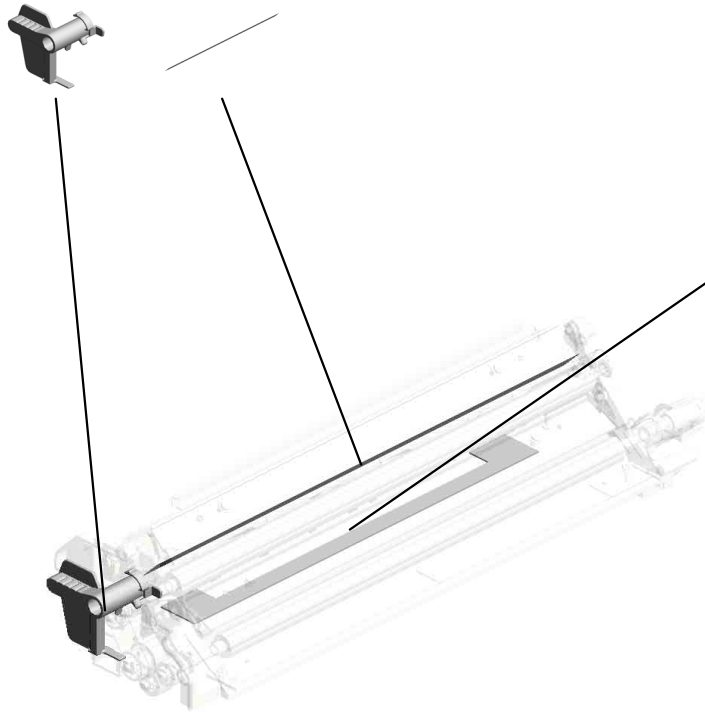
U001	U002	U003	U004	U005	U006	U007	U008	U009	U010	U011	U012	U013	U014	U015	U016	U017	U018	U019	U020	U021
------	------	------	------	------	------	------	------	------	------	------	------	------	------	------	------	------	------	------	------	------

U011_S001
BELT CLEANING:PRO:ASS'Y

62.D1366495 64.D1366498
LEVER:RELEASE:BELT
LADE SEAL:APPLY:HOLD
ER:BEHIND



65.D1386403
[A]
BELT CLEANING:PRO:ASS'Y
201504-09 X/O



63.D1356496
SEAL:CASE:DUCT:
BELT CLEANING
202306-01 O/O




D1386402
[A]
BELT CLEANING:ASS'Y
201504-09 X/O

U001	U002	U003	U004	U005	U006	U007	U008	U009	U010	U011	U012	U013	U014	U015	U016	U017	U018	U019	U020	U021
------	------	------	------	------	------	------	------	------	------	------	------	------	------	------	------	------	------	------	------	------

U012.TRANSFER/SEPARATION

U012_S001
D1376211
TRANSFER/SEPARATION UN
IT:PRO:ASSY



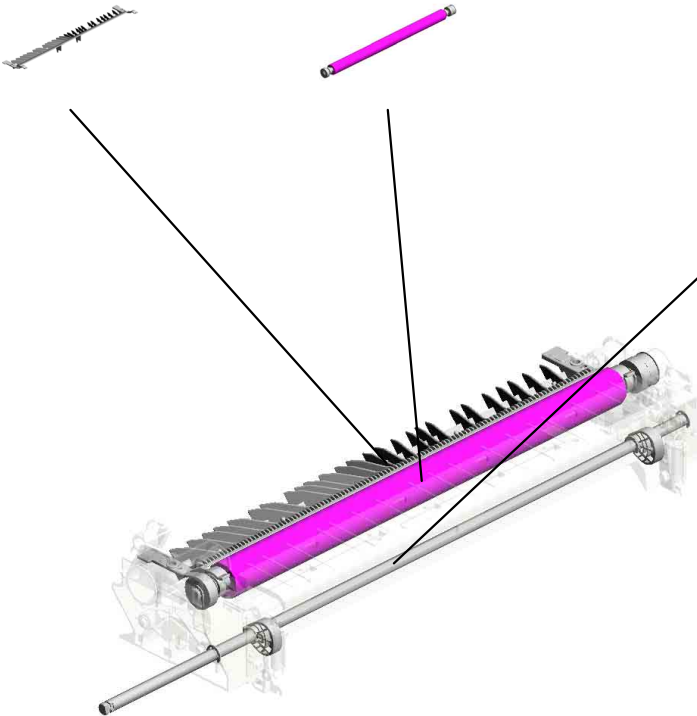
U001	U002	U003	U004	U005	U006	U007	U008	U009	U010	U011	U012	U013	U014	U015	U016	U017	U018	U019	U020	U021
------	------	------	------	------	------	------	------	------	------	------	------	------	------	------	------	------	------	------	------	------

U012_S001.TRANSFER/SEPARATION UNIT:PRO:ASS'Y

U012_S001_S003
D1376259
SEPARATION CORONA:ASS'
Y

U012_S001_S001
D1366240
TRANSFER ROLLER:ASS'Y

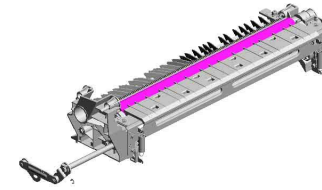
U012_S001_S002
D1366300
TRANSFER ROLLER:RELEA
SE




U001	U002	U003	U004	U005	U006	U007	U008	U009	U010	U011	U012	U013	U014	U015	U016	U017	U018	U019	U020	U021
------	------	------	------	------	------	------	------	------	------	------	------	------	------	------	------	------	------	------	------	------

U012 TRANSFER/SEPARATION

30.D1366352 9.52152621
LINK:RELEASE:LO WER SNAP RING - M6




12-AA143183
(x2)
STEPPED SCREW



4.07200030G
(x2)
RETAINING RING - M3



29.D1366350
LINK:RELEASE:RIGHT



31.D1366354
LINK:CONNECTING

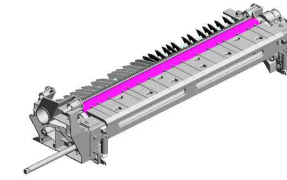


U001	U002	U003	U004	U005	U006	U007	U008	U009	U010	U011	U012	U013	U014	U015	U016	U017	U018	U019	U020	U021
------	------	------	------	------	------	------	------	------	------	------	------	------	------	------	------	------	------	------	------	------

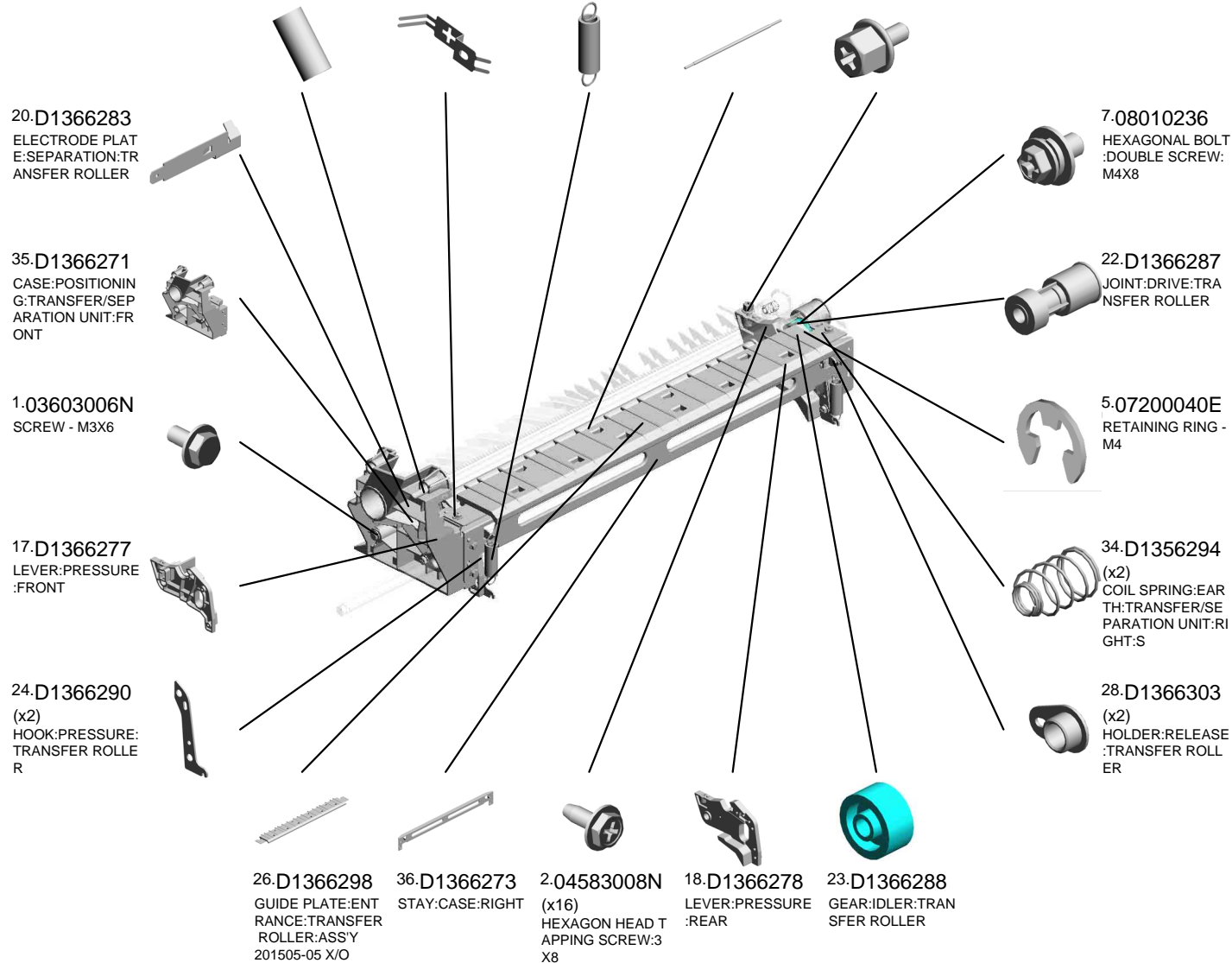
U012_S001

TRANSFER/SEPARATION UNIT:PRO:ASS'Y

- 19.D1366282 COIL SPRING:SEPARATION:TRANSFER ROLLER
- 25.D1366291 (x2) GROUND PLATE:TRANSFER ROLLER
- 16.D1366245 (x2) COIL SPRING:PRESSURE:TRANSFER ROLLER
- 21.D1366286 SHAFT:CONTACT POINT:TRANSFER/SEPARATION UNIT
- 13.B2342399 (x2) BOLT - M3X6

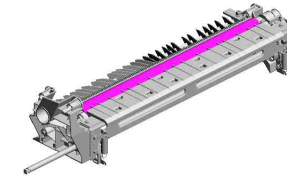


32.D1376211
[A]
 TRANSFER/SEPARATION UNIT:PRO:ASS'Y
 201509-03 X/O



U001	U002	U003	U004	U005	U006	U007	U008	U009	U010	U011	U012	U013	U014	U015	U016	U017	U018	U019	U020	U021
------	------	------	------	------	------	------	------	------	------	------	------	------	------	------	------	------	------	------	------	------

38.D1356292 GROUND PLATE:TRANSFER/SEPARATION UNIT:LOWER:SS
 40.D1366269 CASE:POSITIONING:TRANSFER/SEPARATION UNIT:REAR:ASS'Y 201410-11
 41.D1366272 CASE:POSITIONING:TRANSFER/SEPARATION UNIT:REAR



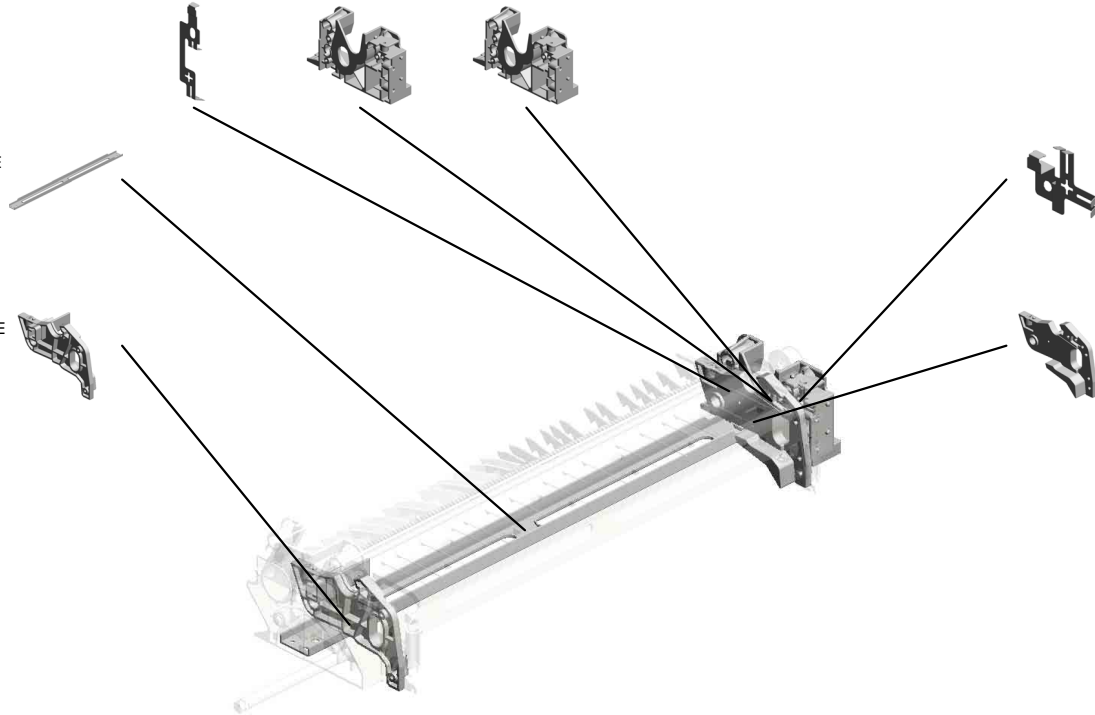
32.D1376211
 [A]
 TRANSFER/SEPARATION UNIT:PRO:ASS'Y
 201509-03 X/O

37.D1366274
 STAY:CASE:LOWER

42.D1366275
 LEVER:PRESSURE:FRONT:ASS'Y
 201501-12

39.D1356293
 GROUND PLATE:TRANSFER/SEPARATION UNIT:RIGHT:SS

43.D1366276
 LEVER:PRESSURE:REAR:ASS'Y
 201501-11




D1376210
 [A]
 TRANSFER/SEPARATION UNIT:ASS'Y
 201509-03 X/O

U012_S001_S001
TRANSFER ROLLER:ASS'Y

5.07200040E 8.08053573
RETAINING RING -
M4 (x2)
RADIAL BALL BEA
RING: DIA8XDIA16X
5



6.07200060E
(x3)
RETAINING RING -
M6



15.D1366240
TRANSFER ROLLE
R:ASS'Y


U001	U002	U003	U004	U005	U006	U007	U008	U009	U010	U011	U012	U013	U014	U015	U016	U017	U018	U019	U020	U021
------	------	------	------	------	------	------	------	------	------	------	------	------	------	------	------	------	------	------	------	------

U012_S001_S002
TRANSFER ROLLER:RELEASE

6.07200060E
(x4)
RETAINING RING -
M6



27.D1366300
TRANSFER ROLLE
R:RELEASE



3.06330140G
(x2)
PARALLEL PIN - 3X
14

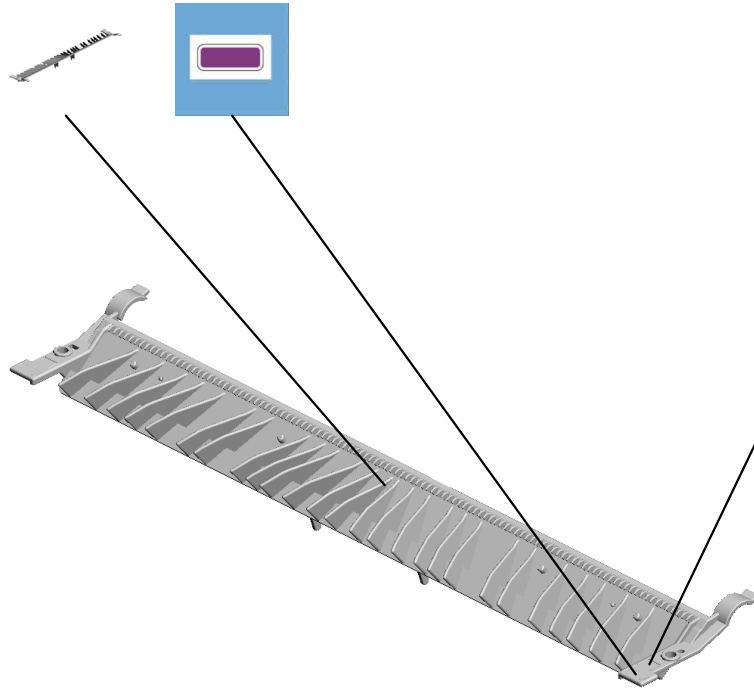
U001	U002	U003	U004	U005	U006	U007	U008	U009	U010	U011	U012	U013	U014	U015	U016	U017	U018	U019	U020	U021
------	------	------	------	------	------	------	------	------	------	------	------	------	------	------	------	------	------	------	------	------

U012_S001_S003
SEPARATION CORONA:ASS'Y

14.D1356260 11.AA003056
SEPARATION COR (x2)
ONA:ASS'Y DECAL:GRIP:SHO
RT:PP



33.D1376259
SEPARATION COR
ONA:ASS'Y



10.AA000291
(x2)
DECAL:POSITIONI
NG DISPLAY:SCRE
W:PP

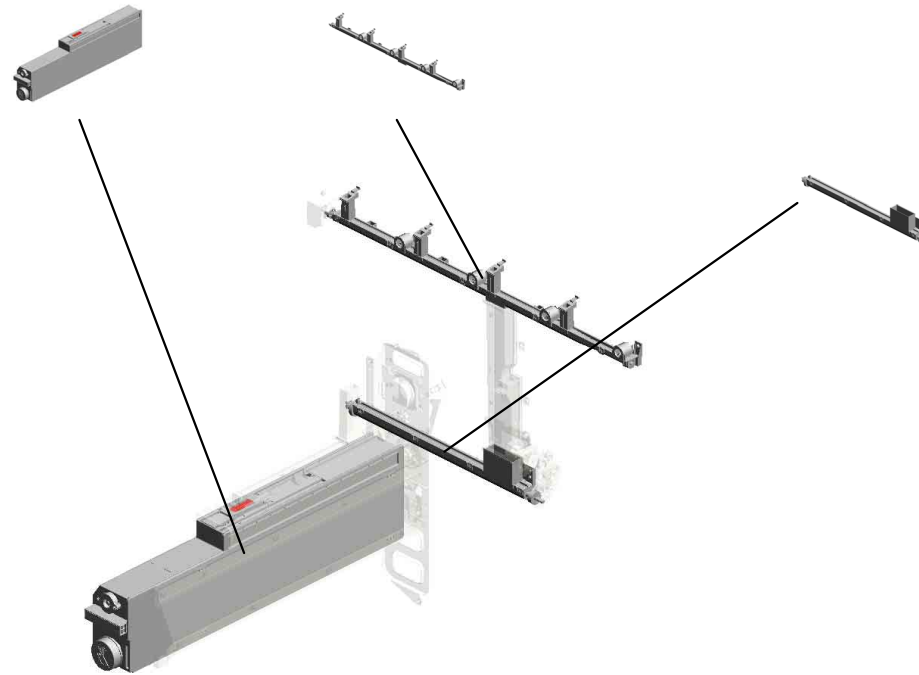
U001	U002	U003	U004	U005	U006	U007	U008	U009	U010	U011	U012	U013	U014	U015	U016	U017	U018	U019	U020	U021
------	------	------	------	------	------	------	------	------	------	------	------	------	------	------	------	------	------	------	------	------

U013.USED TONER

U013_S003
D1363508
COLLECTION BOTTLE:ASS'Y

U013_S001
D1363550
PIPE:UPPER:ASS'Y

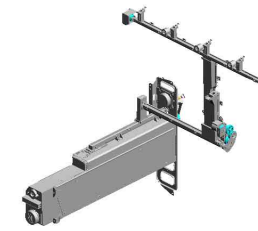
U013_S002
D1363610
PIPE:MIDDLE:ASS'Y



U001	U002	U003	U004	U005	U006	U007	U008	U009	U010	U011	U012	U013	U014	U015	U016	U017	U018	U019	U020	U021
------	------	------	------	------	------	------	------	------	------	------	------	------	------	------	------	------	------	------	------	------

U013 USED TONER

28.D1363564 SPACER:DIA9:0.13
MM
1.04543006Q (x42)
TAPPING SCREW -
M3X6
9.11050758 (x8)
CLAMP:LWSM-030
6A
13.AW020145 (x2)
PHOTOINTERRUP
TOR:FLAT
2.04543010Q TAPPING SCREW:
3X10



16.D0741454
DC MOTOR:DIA49:
9.8W:BLS



25.D0746665
GEAR:JOINT:COLL
ECTION BOTTLE:Z
65



24.D1363667
SHAFT:JOINT:TON
ER RECYCLING SU
B-UNIT:ASSY
201407-08 X/O




15.AW500040
PUSH SWITCH:SW
1AG-550:10MA



12.AG071012
MAGNET CATCH:AS
S'Y




19.D0746577
CAM:VERTICAL TR
ANSPORT:DIA15



21.D0746579
SEAL:COVER:CAM:
VERTICAL TRANSP
PORT



18.D0746575
SHAFT:CAM:VERTI
CAL TRANSPORT



17.D0746574
COVER:CAM:VERT
ICAL TRANSPORT



20.D0746578
GEAR:Z37:CAM:VE
RTICAL TRANSPOR
T



8.08072089
WASHER - 10MM



11.AA143555
SCREW - M3X5



22.D0746585
(x2)
GEAR:Z38/Z24:VER
TICAL TRANSPOR
T



5.07200040E
(x2)
RETAINING RING -
M4

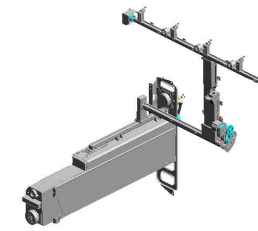


23.D0746586
GEAR:Z35:IDLER:V
ERTICAL TRANSPOR
T



U013 USED TONER

- 29.D1363566 BRACKET:GEAR:USED TONER:PCU:PEEN
- 30.D1363569 GEAR:Z35:TRANSPORT SCREW:PCU:MAIN
- 38.D1363622 SEAL:RELAY DUCT
- 40.D1363641 GEAR:TRANSPORT SCREW:LOWER:Z41
- 42.D1363646 TORQUE LIMITER MECHANICAL CLUTCH:GEAR:Z65/Z35



37.D1363621
VIBRATING PLATE:
RELAY DUCT

36.D1363620
CASE:RELAY DUCT

39.D1363623
SEAL:RELAY DUCT
:SPONGE

44.D1363652
PIPE:LOWER:ASSY

45.D1363662
SEPARATION PLATE:
COLLECTION BOTTLE

41.D1363642
HOLDER:RADIAL BALL
BEARING:JOINT:PRESS FIT

43.D1363647
GEAR:IDLER:Z49/Z
27

49.D1366089
PLAIN SHAFT BEARING:
CONTACT POINT:BRACKET:ENCODER

32.D1363575
PIPE:LENGTHWISE
:ASSY

31.D1363571
BRACKET:SWIVEL


50.GA082010
BUSHING:DIA6:DIA
10:9

33.D1363603
BRACKET:DRIVE:PIPE:
MIDDLE:PEEN

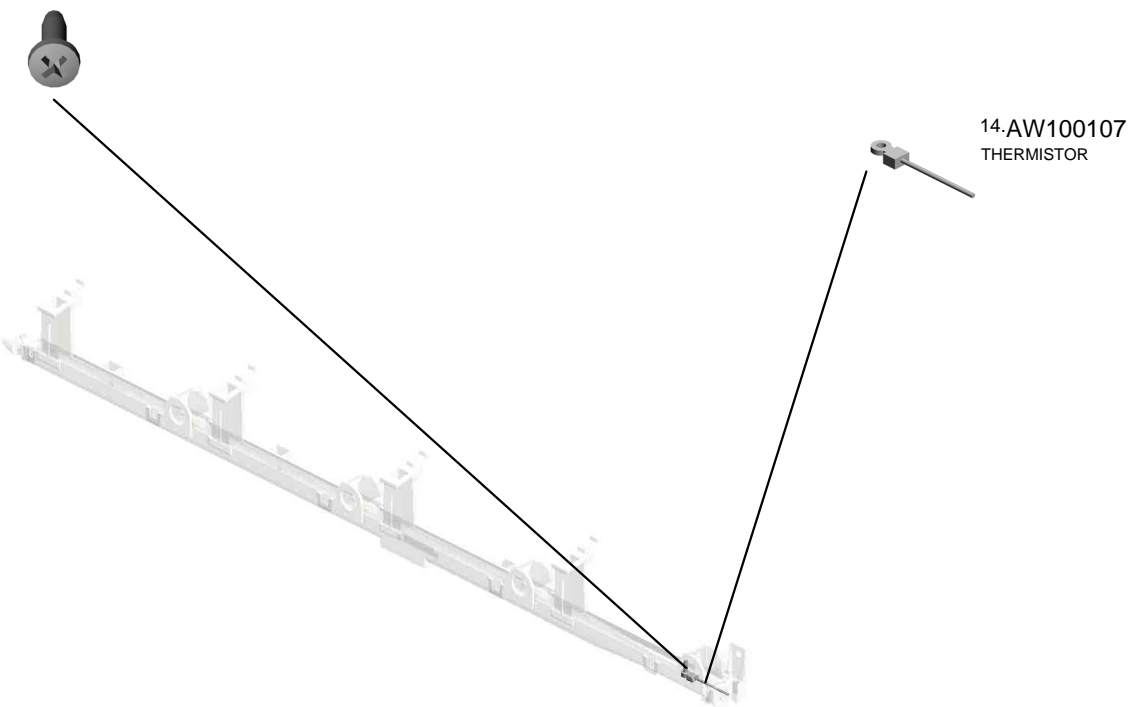
34.D1363608
BRACKET:DRIVE:TRANSPORT
SCREW:MIDDLE

U013_S001
PIPE:UPPER:ASS'Y

4.04593010N
BINDING HEAD TA
PPING SCREW:3X
10



27.D1363550
PIPE:UPPER:ASS'Y



U001	U002	U003	U004	U005	U006	U007	U008	U009	U010	U011	U012	U013	U014	U015	U016	U017	U018	U019	U020	U021
------	------	------	------	------	------	------	------	------	------	------	------	------	------	------	------	------	------	------	------	------

U013_S002
PIPE:MIDDLE:ASS'Y

5.07200040E
RETAINING RING -
M4




35.D1363610
PIPE:MIDDLE:ASS'
Y



U001	U002	U003	U004	U005	U006	U007	U008	U009	U010	U011	U012	U013	U014	U015	U016	U017	U018	U019	U020	U021
------	------	------	------	------	------	------	------	------	------	------	------	------	------	------	------	------	------	------	------	------

U013_S003
COLLECTION BOTTLE:ASS'Y

5.07200040E 3.04583008N
RETAINING RING - (x7)
M4 HEXAGON HEAD TAPPING SCREW:3
201504-04 X/O X8



54.D1363508
[A]
COLLECTION BOT
TLE:ASS'Y
201506-05 O/O

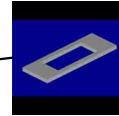
47.D1363691
DECAL:COLLECTI
ON BOTTLE:GRIP:
FRONT




48.D1363692
(x2)
DECAL:COLLECTI
ON BOTTLE:GRIP:
UPPER



52.D1363682
SEAL:COVER:SHU
TTER:COLLECTIO
N BOTTLE
201501-08



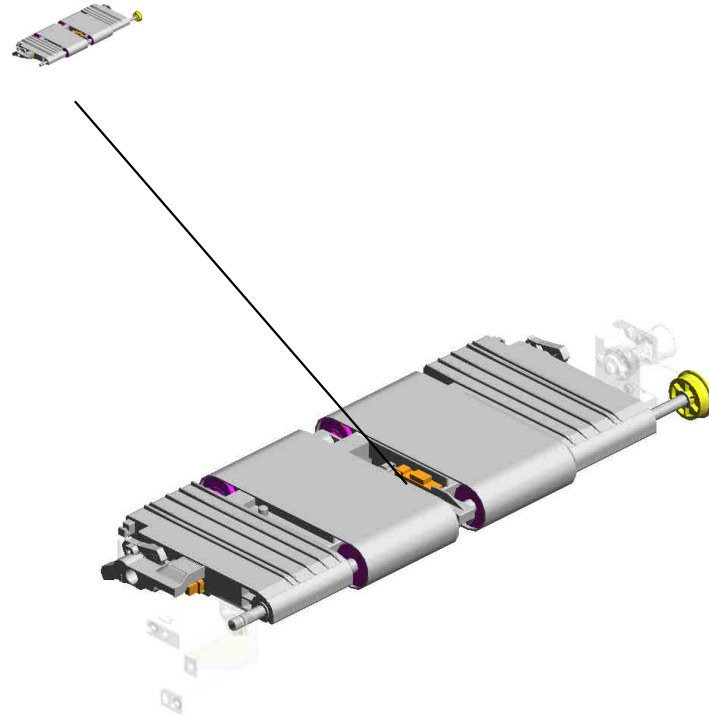
46.D1363690
DECAL:COLLECTI
ON BOTTLE:CAUTI
ON



D1363507
[A]
COLLECTION BOT
TLE:ASS'Y
201506-05 O/O

U014.PAPER TRANSPORT

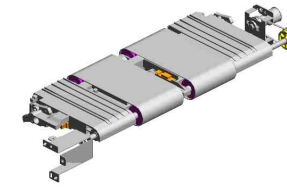
U014_S001
D1363850
TRANSPORT BELT UNIT:ASS
Y



U001	U002	U003	U004	U005	U006	U007	U008	U009	U010	U011	U012	U013	U014	U015	U016	U017	U018	U019	U020	U021
------	------	------	------	------	------	------	------	------	------	------	------	------	------	------	------	------	------	------	------	------

U014 PAPER TRANSPORT


5.07200060E RETAINING RING - M6
 29.D1353882 (x2) TENSION SPRING: PRESSURE:TRANS PORT BELT UNIT 201506-03 X/O
 23.D1363869 SHAFT:JOINT:VACUUM:ASSY



28.D1363879 BRACKET:VACUUM:PULL OUT:FRONT



2.04543006Q (x4) TAPPING SCREW - M3X6



17.D0743416 JOINT:DRIVE:DEVELOPMENT UNIT



24.D1363870 SYNCHRONOUS BELT:DRIVE:TRANS PORT BELT UNIT



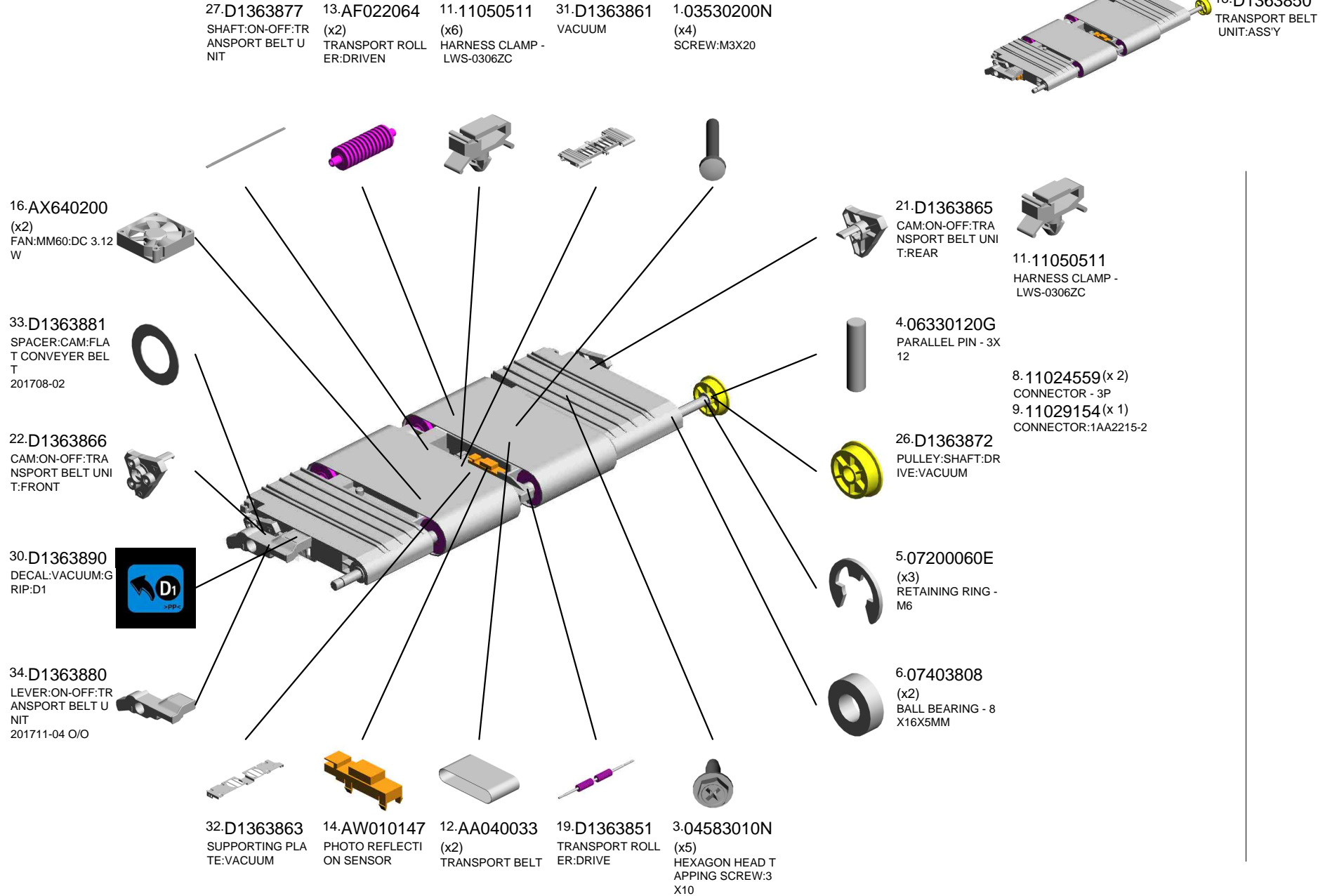
7.08053573 (x2) RADIAL BALL BEARING: DIA8XDIA16X5



25.D1363871 BRACKET:SHAFT:JOINT:VACUUM

U001	U002	U003	U004	U005	U006	U007	U008	U009	U010	U011	U012	U013	U014	U015	U016	U017	U018	U019	U020	U021
------	------	------	------	------	------	------	------	------	------	------	------	------	------	------	------	------	------	------	------	------

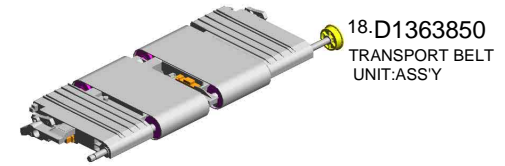
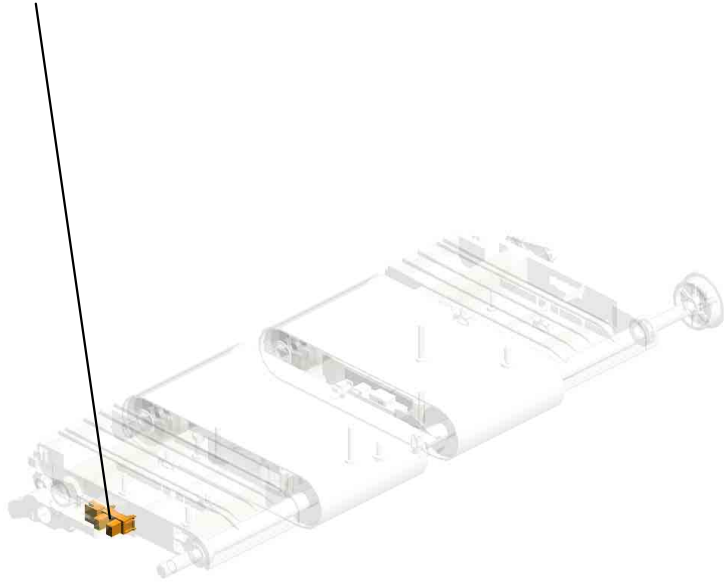
U014_S001 TRANSPORT BELT UNIT:ASS'Y



U001	U002	U003	U004	U005	U006	U007	U008	U009	U010	U011	U012	U013	U014	U015	U016	U017	U018	U019	U020	U021
------	------	------	------	------	------	------	------	------	------	------	------	------	------	------	------	------	------	------	------	------

U014_S001
TRANSPORT BELT UNIT:ASS'Y

35.AW020234
PHOTOINTERRUP
TOR:GP1A173LCS
5F
201903-05 O/O



18.D1363850
TRANSPORT BELT
UNIT:ASS'Y

U001	U002	U003	U004	U005	U006	U007	U008	U009	U010	U011	U012	U013	U014	U015	U016	U017	U018	U019	U020	U021
------	------	------	------	------	------	------	------	------	------	------	------	------	------	------	------	------	------	------	------	------

U015.FUSING

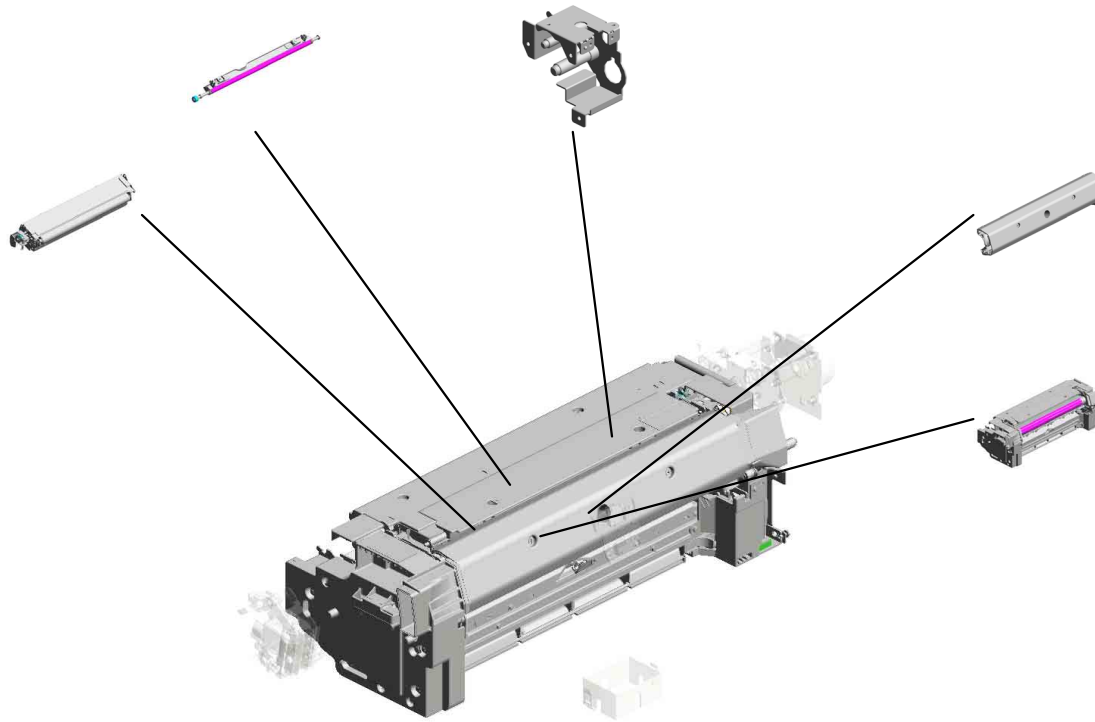
U015_S004
D1384063
ROLLER:POLISH:FLAT BELT-
FUSING:SUB-ASS'Y

U015_S001
D1384141
BRACKET:DC STEPPER MOT
OR:WEB:ON-OFF

U015_S003
D1384058
WEB:CLEANING UNIT:ASS'Y

U015_S002
D0CN4280
COIL:IH:200V:ASS'Y

U015_S005
D1384213
FUSING UNIT:PRO:ASS'Y



U001	U002	U003	U004	U005	U006	U007	U008	U009	U010	U011	U012	U013	U014	U015	U016	U017	U018	U019	U020	U021
------	------	------	------	------	------	------	------	------	------	------	------	------	------	------	------	------	------	------	------	------

U015_S003.WEB:CLEANING UNIT:ASS'Y

U015_S003_S001
D1384072
COVER:WEB:CLEANING FEL
T



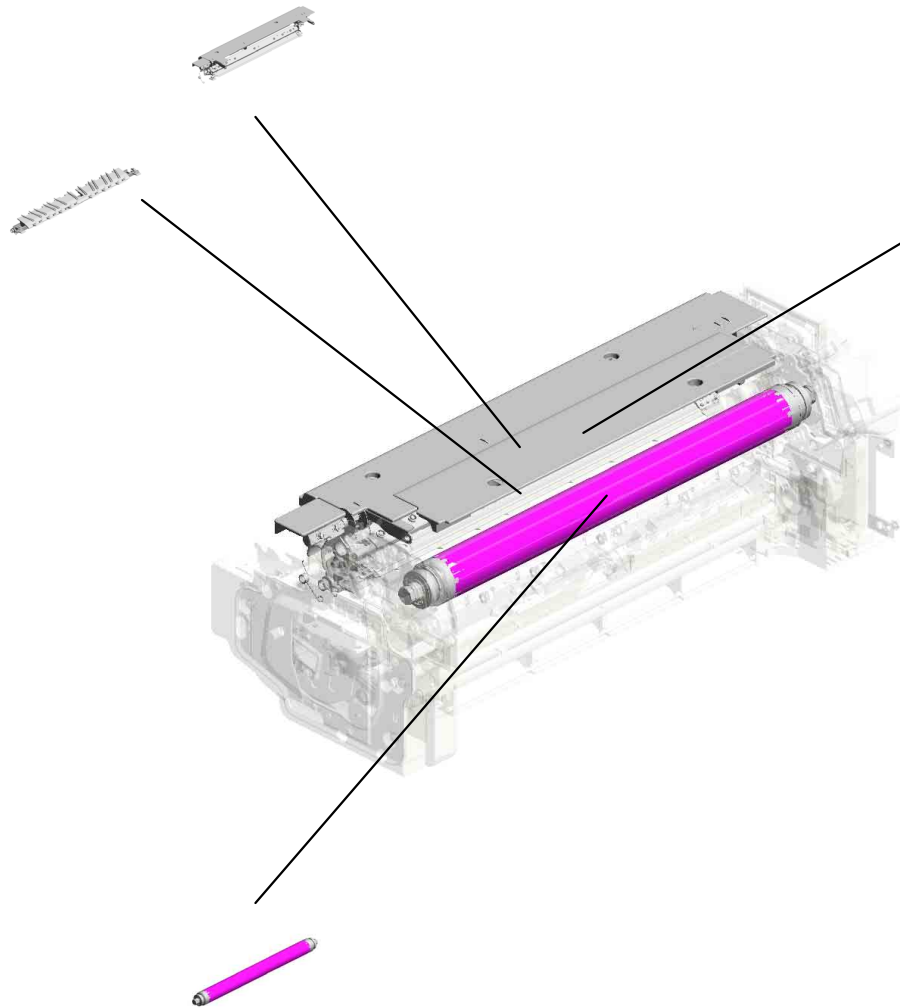
U001	U002	U003	U004	U005	U006	U007	U008	U009	U010	U011	U012	U013	U014	U015	U016	U017	U018	U019	U020	U021
------	------	------	------	------	------	------	------	------	------	------	------	------	------	------	------	------	------	------	------	------

U015_S005.FUSING UNIT:PRO:ASS'Y

U015_S005_S001
D1384060
FUSING SUB-UNIT:SEPARAT
ION:OPEN AND CLOSE:ASS'
Y

U015_S005_S004
D1364389
PRESSURE UNIT:STRIPPER
PLATE:UNI:ASS'Y

U015_S005_S003
D1384091
FUSING COVER:UPPER:ASS'
Y




U015_S005_S002
D2584460
HEAT ROLLER:ASS'Y

U001	U002	U003	U004	U005	U006	U007	U008	U009	U010	U011	U012	U013	U014	U015	U016	U017	U018	U019	U020	U021
------	------	------	------	------	------	------	------	------	------	------	------	------	------	------	------	------	------	------	------	------

U015_S005_S001.FUSING SUB-UNIT:SEPARATION:OPEN AND CLOSE:ASS'Y


U015_S005_S001_S001
D1384160
STRIPPER PLATE:UNI:FUSIN
G:D137/D138:ASS'Y



U001	U002	U003	U004	U005	U006	U007	U008	U009	U010	U011	U012	U013	U014	U015	U016	U017	U018	U019	U020	U021
------	------	------	------	------	------	------	------	------	------	------	------	------	------	------	------	------	------	------	------	------

U015_S005_S002.HEAT ROLLER:ASS'Y


U015_S005_S002_S001
D2584468
CORE:HEAT ROLLER:ASS'Y



U001	U002	U003	U004	U005	U006	U007	U008	U009	U010	U011	U012	U013	U014	U015	U016	U017	U018	U019	U020	U021
------	------	------	------	------	------	------	------	------	------	------	------	------	------	------	------	------	------	------	------	------

U015_S005_S004.PRESSURE UNIT:STRIPPER PLATE:UNI:ASS'Y

U015_S005_S004_S001
D1364390
STRIPPER PLATE:UNI:PRES
SURE ROLLER:ASS'Y



U001	U002	U003	U004	U005	U006	U007	U008	U009	U010	U011	U012	U013	U014	U015	U016	U017	U018	U019	U020	U021
------	------	------	------	------	------	------	------	------	------	------	------	------	------	------	------	------	------	------	------	------

U015 FUSING


54-AA066397 TORSION SPRING:
WEB:MECHANICAL
DRIVE SECTION

74-AB011523 GEAR - 24Z

15.07403810 (x3)
BALL BEARING:DIA
10XDIA19X5

10.07200080E (x4)
RETAINING RING -
M8

9.07200060E RETAINING RING -
M6



29.11050763
CLAMP:LWS-1211A

8.07200040E
(x2)
RETAINING RING -
M4
201504-04 X/O

3.03603006N
(x18)
SCREW - M3X6

28.11050760
CLAMP:LWSM-051
1A

27.11050758
CLAMP:LWSM-030
6A

19.08010231
(x3)
HEXAGONAL HEA
D BOLT W/WASHE
R:M3X6

1.03530040N
(x4)
SCREW - M3X4

21.08046128
HEXAGONAL BOLT
:DOUBLE SCREW:
M3X10

48-AA061167
(x2)
COMPRESSION SP
RING:JOINT

65-AA132024
SPACER - M6

2.03530060N
BIND SCREW - M3
X6

16.07413706
(x4)
BALL BEARING - 6
X10X3

8.07200040E
(x5)
RETAINING RING -
M4

18.07413808
BALL BEARING - 8
X16X5MM

4.04543006Q
(x15)
TAPPING SCREW -
M3X6

20.08046123
(x2)
HEXAGONAL BOLT
:W/WASHER:M3X8


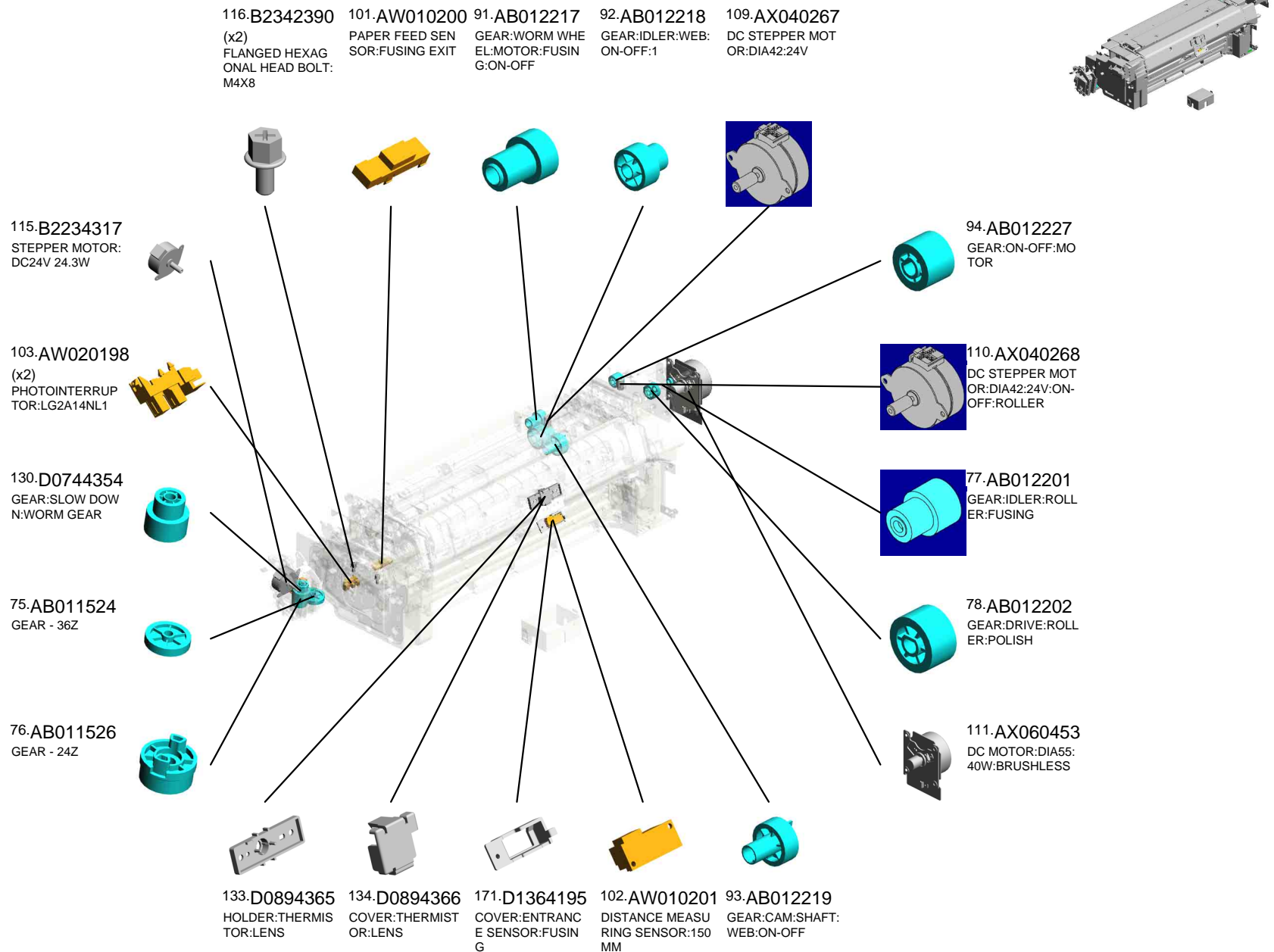
21.08046128
HEXAGONAL BOLT
:DOUBLE SCREW:
M3X10

25.11050682
CLAMP:JCF-1S

27.11050758
CLAMP:LWSM-030
6A

2.03530060N(x 1)
BIND SCREW - M3X6
3.03603006N(x 4)
SCREW - M3X6
4.04543006Q(x 1)
TAPPING SCREW - M3X6

U015 FUSING



U015 FUSING


231.D1384125 BRACKET:LEVER:
WEB:DRIVE SUB-U
NIT

232.D1384130 COVER:GEAR:JOI
NT

247.D1384161 JOINT - CLEANING

237.D1384136 SHAFT:ON-OFF:W
EB

238.D1384137 (x2)
CAM:WEB:A



236.D1384135
BRACKET:CONTA
CT POINT:WEB:RO
LLING



240.D1384139
FEELER:CAM:WEB
:ON-OFF



234.D1384133
BRACKET:WEB:LE
VER:ROLLING:SUB




235.D1384134
HOLDER:DC STEP
PER MOTOR



233.D1384131
BRACKET:MOTOR



258.D1384421
COVER:BASE:PUL
L OUT:WEB



239.D1384138
BRACKET:AUXILIA
RY:DC STEPPER M
OTOR:WEB:ON-OF
F



264.G1786679
(x2)
JOINT:DRIVE:BRU
SH ROLLER



242.D1384145
SHAFT:ON-OFF:M
OTOR:GEAR



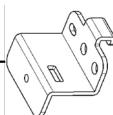
179.D1364233
(x2)
STEPPED SCREW:
DIA5:M3X3.8



244.D1384150
HOLDER:JOINT:DR
IVE:ROLLER



243.D1384146
BRACKET:ON-OFF:
MOTOR:GEAR



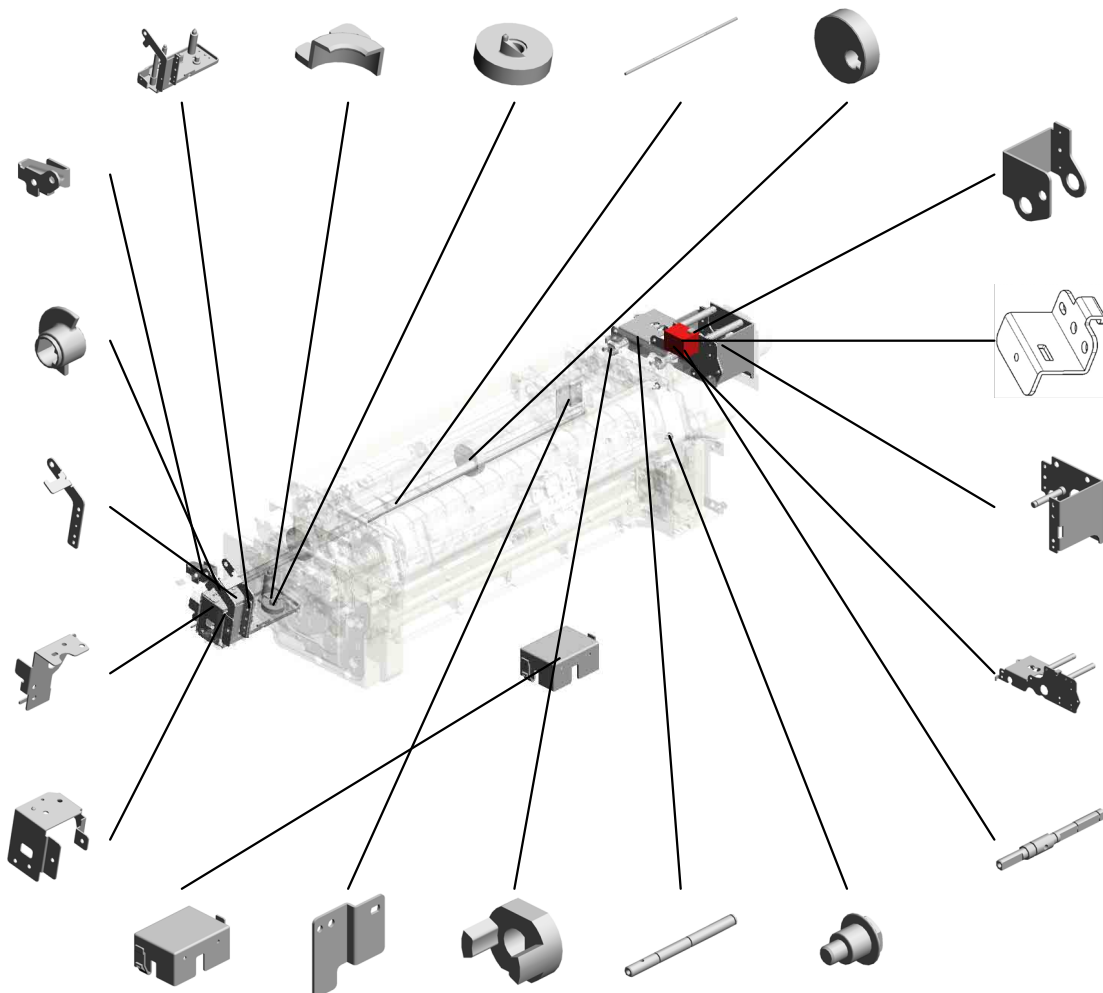
257.D1384417
BRACKET:POLISH:
MOTOR



254.D1384402
BRACKET:DRIVE S
UB-UNIT:POLISH




261.D1384427
SHAFT:JOINT:DRIV
E

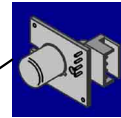
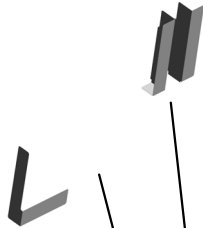


U015 FUSING


284.D1384201
FILM:WEB:DRIVE S
UB-UNIT:B
201608-05



283.D1384200
FILM:WEB:DRIVE S
UB-UNIT:A
201608-04



298.AW100183
THERMOPILE
201803-01 O/O

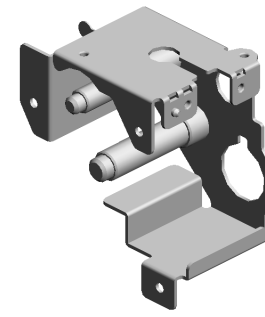
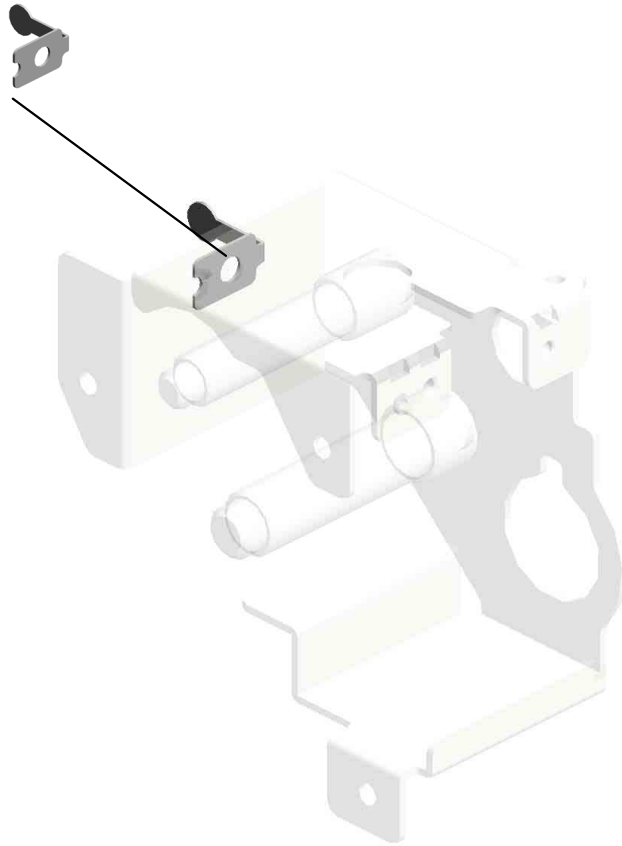


300.D1384212
FUSING UNIT:PRO:
TCRU:ASSY
201810-02 O/O

U001	U002	U003	U004	U005	U006	U007	U008	U009	U010	U011	U012	U013	U014	U015	U016	U017	U018	U019	U020	U021
------	------	------	------	------	------	------	------	------	------	------	------	------	------	------	------	------	------	------	------	------

U015_S001
BRACKET:DC STEPPER MOTOR:WEB:ON-OFF

173.D1364198
CLAMP:HARNESS




241.D1384141
BRACKET:DC STE
PPER MOTOR:WE
B:ON-OFF


U001	U002	U003	U004	U005	U006	U007	U008	U009	U010	U011	U012	U013	U014	U015	U016	U017	U018	U019	U020	U021
------	------	------	------	------	------	------	------	------	------	------	------	------	------	------	------	------	------	------	------	------

U015_S002
COIL:IH:200V:ASS'Y

262.D1441085 19.08010231
(x2) (x4)
STEPPED SCREW: HEXAGONAL HEA
M3 D BOLT W/WASHE
R:M3X6



24.09544006N
SCREW:POLISHED
ROUND/SPRING:M
4X6



293.DOCN4280
[A]
COIL:IH:200V:ASS'
Y
202105-08 O/O



D2584289
[A]
COIL:IH:200V:ASS'
Y
202105-08 O/O

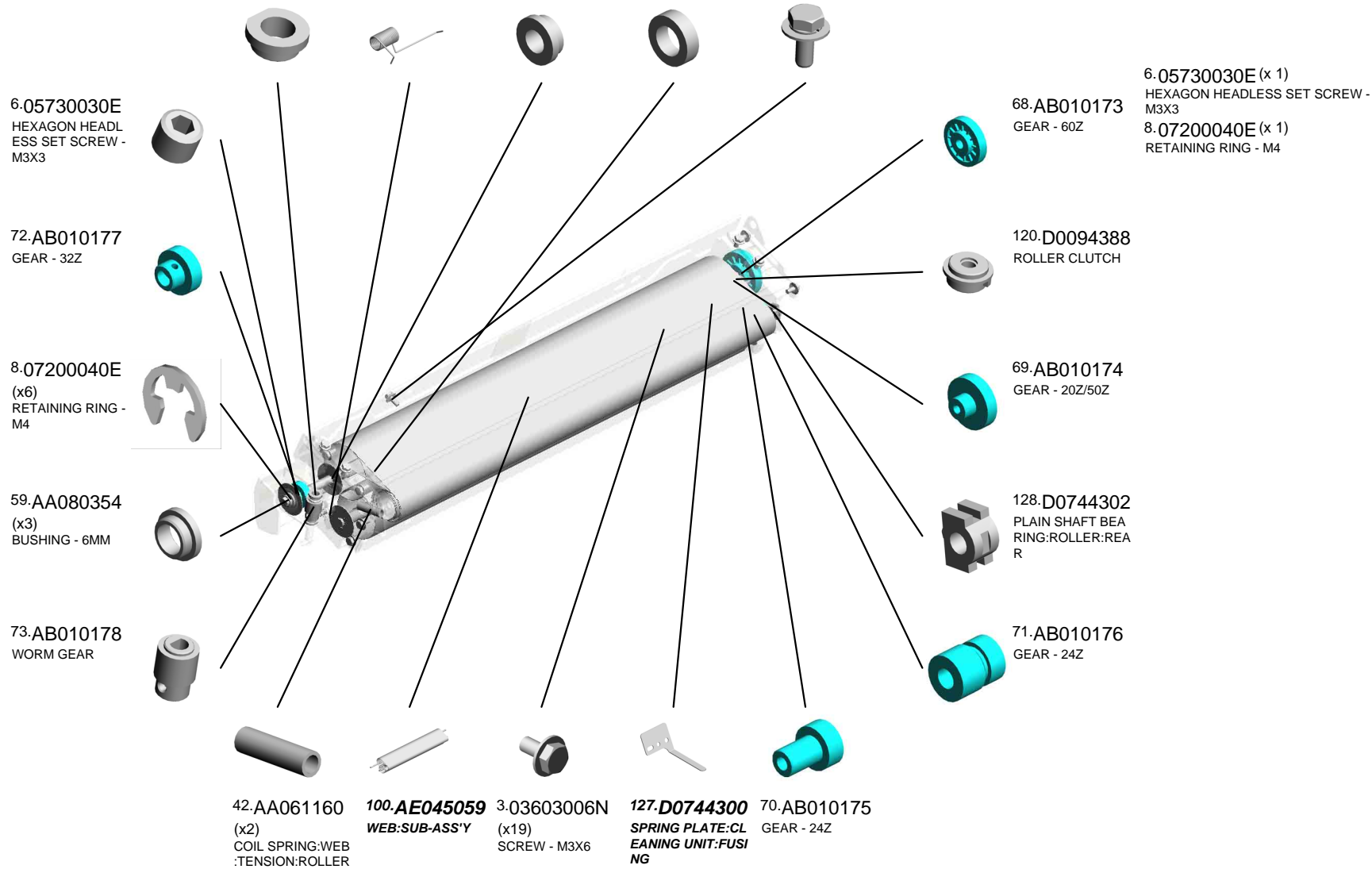
U001	U002	U003	U004	U005	U006	U007	U008	U009	U010	U011	U012	U013	U014	U015	U016	U017	U018	U019	U020	U021
------	------	------	------	------	------	------	------	------	------	------	------	------	------	------	------	------	------	------	------	------

U015_S003
WEB:CLEANING UNIT:ASS'Y

- 60.AA080355 (x2) BUSHING - 7MM
- 55.AA066401 TORSION SPRING: FEELER
- 61.AA080356 (x3) BUSHING - 6MM
- 14.07403706 (x4) BALL BEARING - M 6X10X3
- 20.08046123 HEXAGONAL BOLT :W/WASHER:M3X8



203.D1384058
WEB:CLEANING U
NIT:ASS'Y



U001	U002	U003	U004	U005	U006	U007	U008	U009	U010	U011	U012	U013	U014	U015	U016	U017	U018	U019	U020	U021
------	------	------	------	------	------	------	------	------	------	------	------	------	------	------	------	------	------	------	------	------

U015_S003
 WEB:CLEANING UNIT:ASS'Y

208.D1384080 BRACKET:WEB:FRONT
 207.D1384079 FEELER:CLEANING
 206.D1384076 (x2) BRACKET:CAM FOLLOWER:WEB:ON-OFF




203.D1384058
 WEB:CLEANING UNIT:ASS'Y

253.D1384401
 BRACKET:WEB:FRONT:AUXILIARY



209.D1384081
 SHAFT:WORM GEAR:WEB:SUB-ASS'Y



262.D1441085
 STEPPED SCREW: M3



210.D1384084
 BRACKET:REAR:WEB:PEEN



129.D0744333
 ROLLER:PLATE





266.M0774200
 MECHANICAL ROLLER CLUTCH:ROLLER



U001	U002	U003	U004	U005	U006	U007	U008	U009	U010	U011	U012	U013	U014	U015	U016	U017	U018	U019	U020	U021
------	------	------	------	------	------	------	------	------	------	------	------	------	------	------	------	------	------	------	------	------

U015_S003_S001
COVER:WEB:CLEANING FELT

131.D0744380
DECAL:H-TEMP W
ARNING:FUSING:
WEB



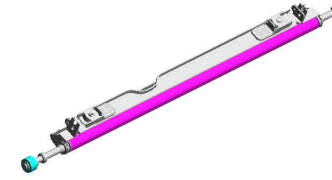
205.D1384072
COVER:WEB:CLEA
NING FELT

U001	U002	U003	U004	U005	U006	U007	U008	U009	U010	U011	U012	U013	U014	U015	U016	U017	U018	U019	U020	U021
------	------	------	------	------	------	------	------	------	------	------	------	------	------	------	------	------	------	------	------	------

U015_S004

ROLLER:POLISH:FLAT BELT-FUSING:SUB-ASS'Y

8.07200040E (x3) RETAINING RING - M4
 51.AA061193 TORSION SPRING: GRIP:FRONT
 263.G1026341 SHEET:SENSOR



204.D1384063
 ROLLER:POLISH:F
 LAT BELT-FUSING:
 SUB-ASS'Y

14.07403706
 (x2)
 BALL BEARING - M
 6X10X3



79.AB012203
 GEAR:DRIVE:ROLL
 ER:FUSING:B



1.03530040N
 (x2)
 SCREW - M3X4



8.07200040E (x 1)
 RETAINING RING - M4

16.07413706
 BALL BEARING - 6
 X10X3



17.07413708
 (x2)
 BALL BEARING - 8
 X12X3.5MM



9.07200060E
 (x2)
 RETAINING RING -
 M6



52.AA061194
 TORSION SPRING:
 GRIP:REAR



251.D1384185
 BRACKET:ROLLER
 :POLISH:PEEN




250.D1384184
 (x2)
 GRIP:BRACKET:R
 OLLER:POLISH

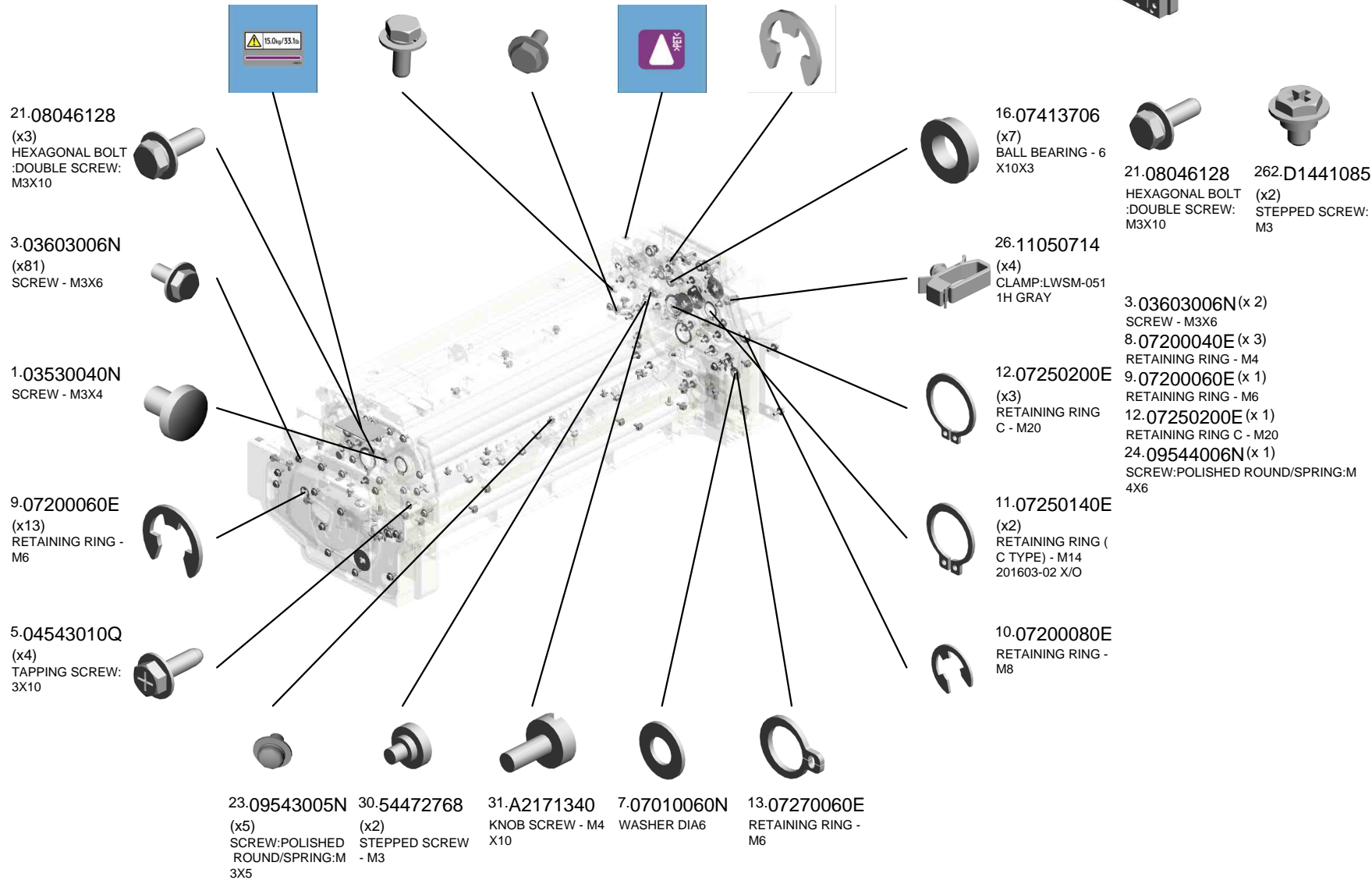


U015_S005
FUSING UNIT:PRO:ASS'Y

- 33.AA000283 DECAL:GRIP:FUSING:FRONT
- 20.08046123 (x35) HEXAGONAL BOLT :WASHER:M3X8
- 19.08010231 (x3) HEXAGONAL HEAD BOLT W/WASHER:M3X6
- 34.AA000290 (x4) DECAL:POSITIONING DISPLAY:SCREW:PET
- 8.07200040E (x14) RETAINING RING - M4




299.D1384213
[A]
FUSING UNIT:PRO:
ASS'Y
202402-01 O/O

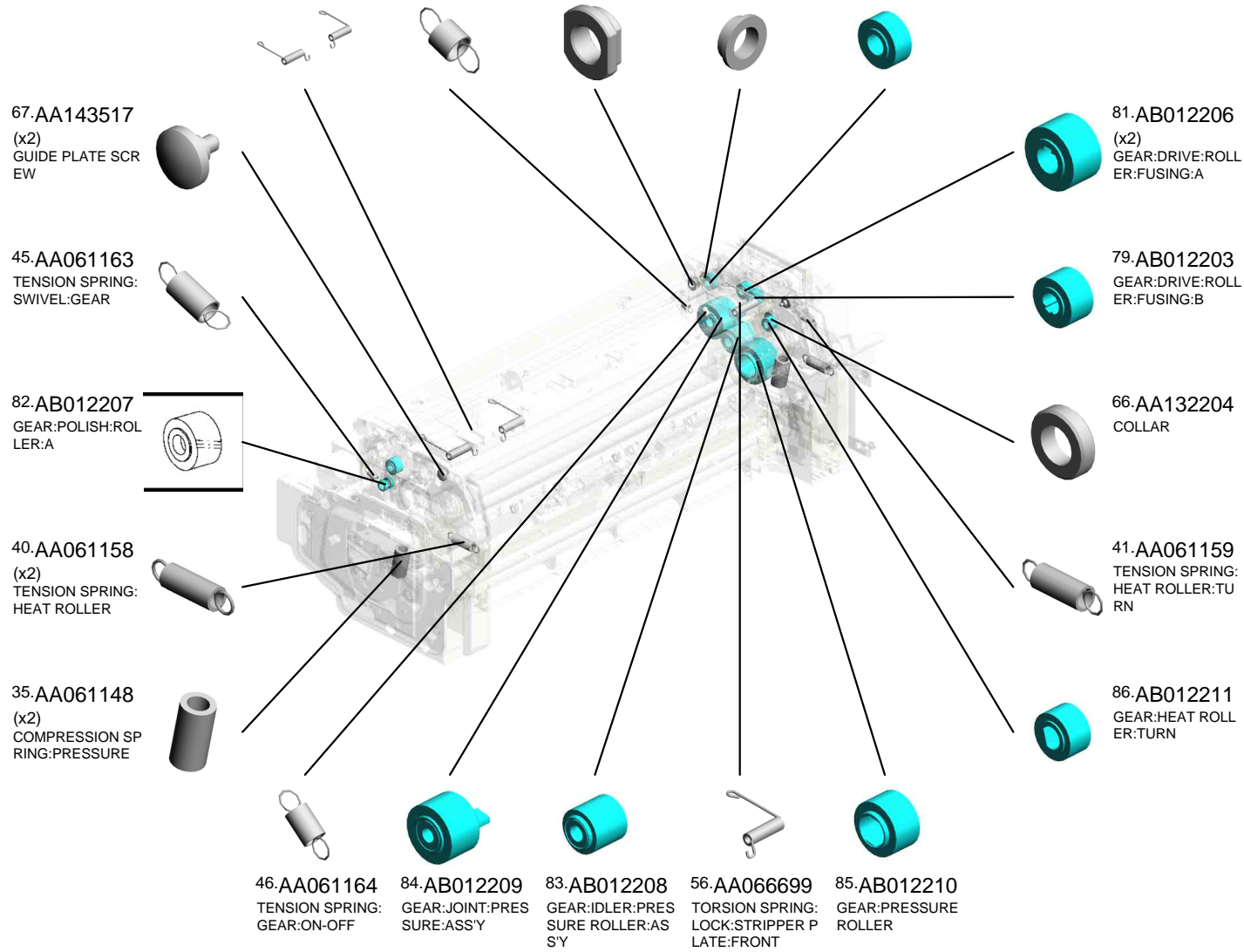


U015_S005
FUSING UNIT:PRO:ASS'Y

57.AA066700 TORSION SPRING: LOCK:STRIPPER PLATE:REAR
 39.AA061157 COIL SPRING:GUIDE PLATE:UPPER
 64.AA082172 BUSHING:DIA6XDI A10X4:EG-1
 58.AA080247 (x2) BUSHING - B-F6-3
 80.AB012205 GEAR:IDLER:ON-OFF




299.D1384213
 [A]
 FUSING UNIT:PRO: ASS'Y
 202402-01 O/O

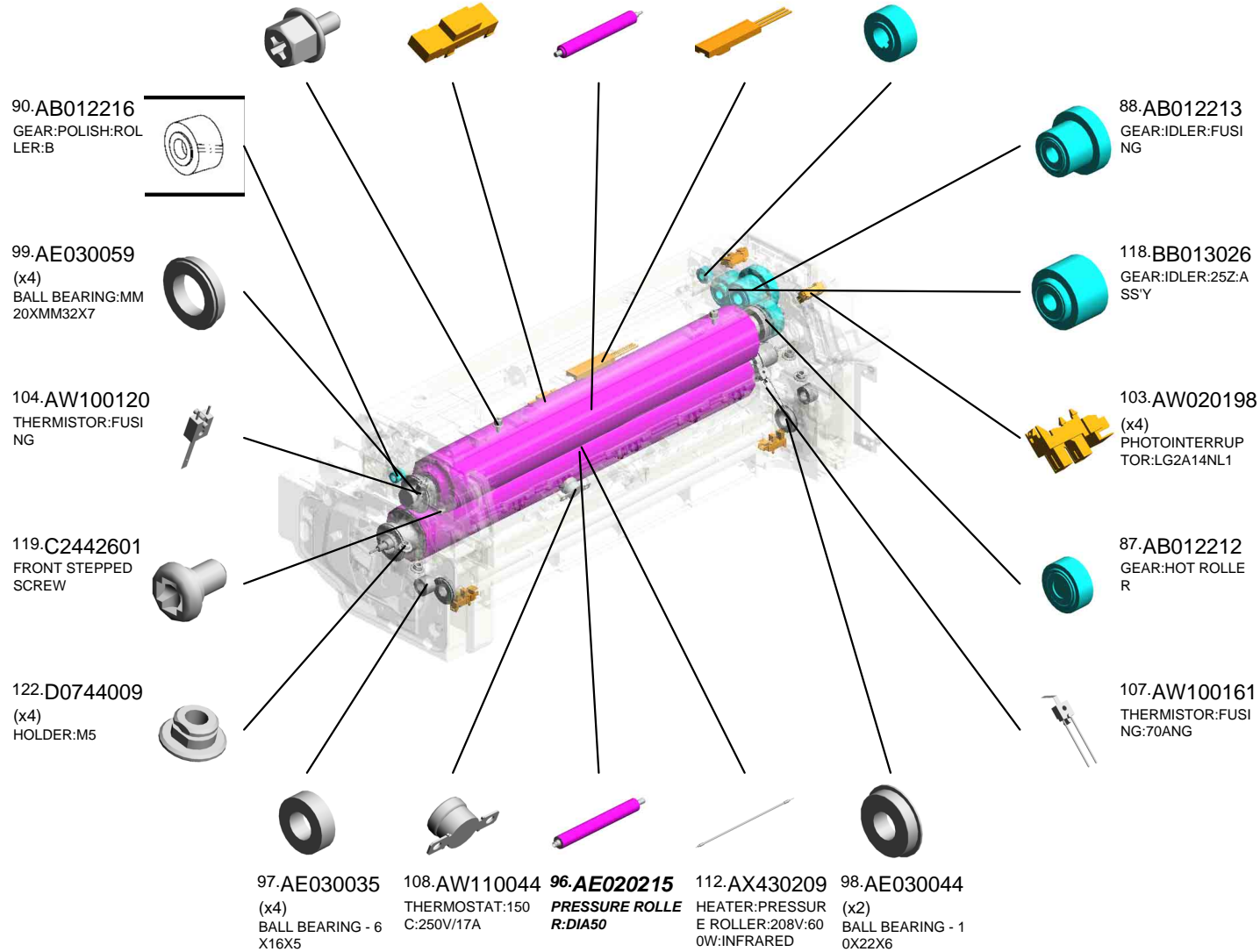


U015_S005
FUSING UNIT:PRO:ASS'Y

117.B2342399 (x2) BOLT - M3X6
 101.AW010200 PAPER FEED SENSOR:FUSING EXIT
 95.AE010115 **HOT ROLLER: DIA5**
 105.AW100133 TEMPERATURE SENSOR:NC-F10
 89.AB012214 GEAR:POLISH:ROLLER:A




299.D1384213
[A]
 FUSING UNIT:PRO:ASS'Y
 202402-01 O/O

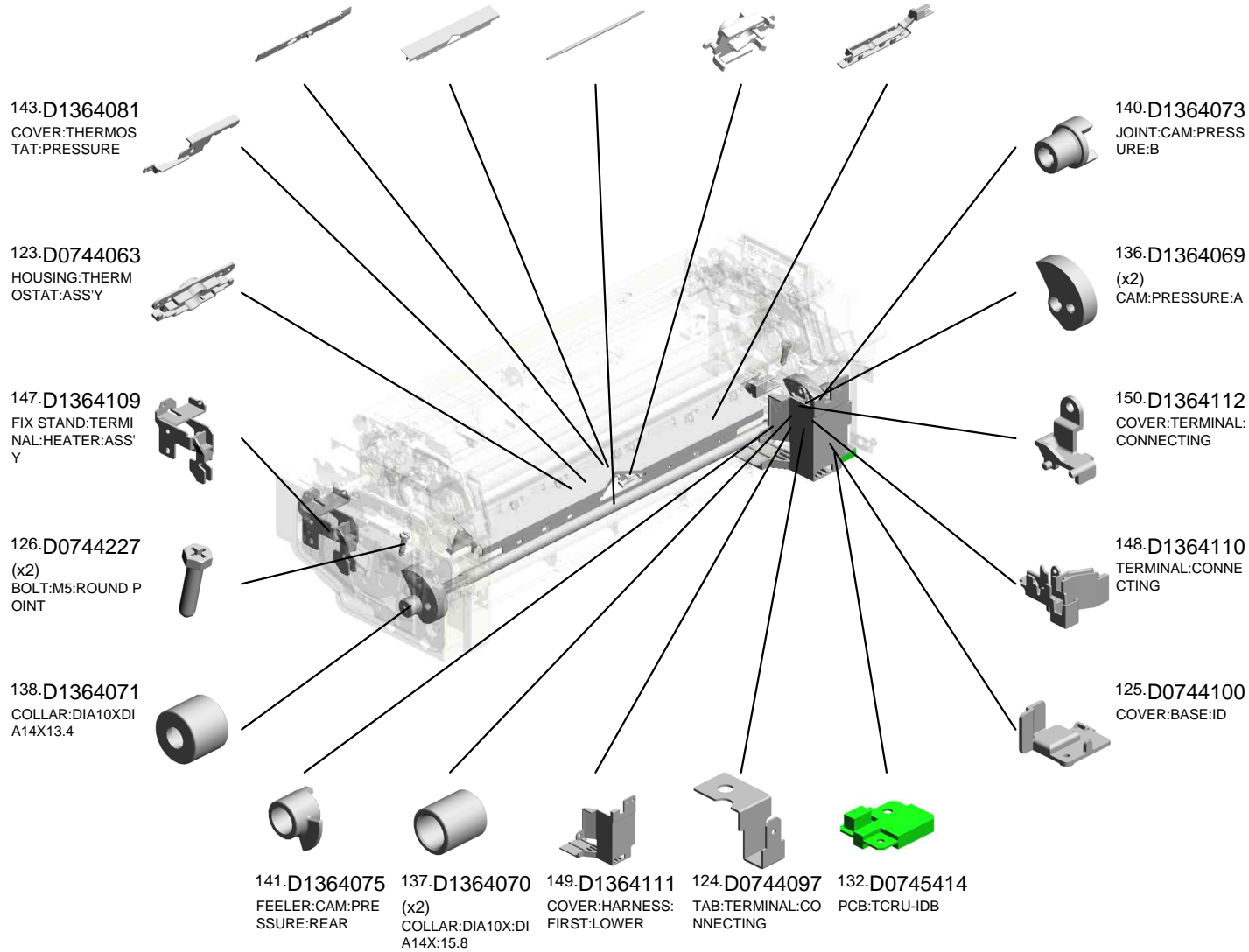


U015_S005
FUSING UNIT:PRO:ASS'Y

- 142.D1364080 COVER:TEMPERATURE SENSOR:PRESSURE
- 145.D1364087 FUSING ENTRANCE GUIDE PLATE:LOWER
- 139.D1364072 SHAFT:CAM:PRESSURE
- 135.D1054365 HOLDER:THERMOPILE
- 144.D1364082 CLAMP:HARNESS:PRESSURE




299.D1384213
[A]
FUSING UNIT:PRO:ASS'Y
202402-01 O/O



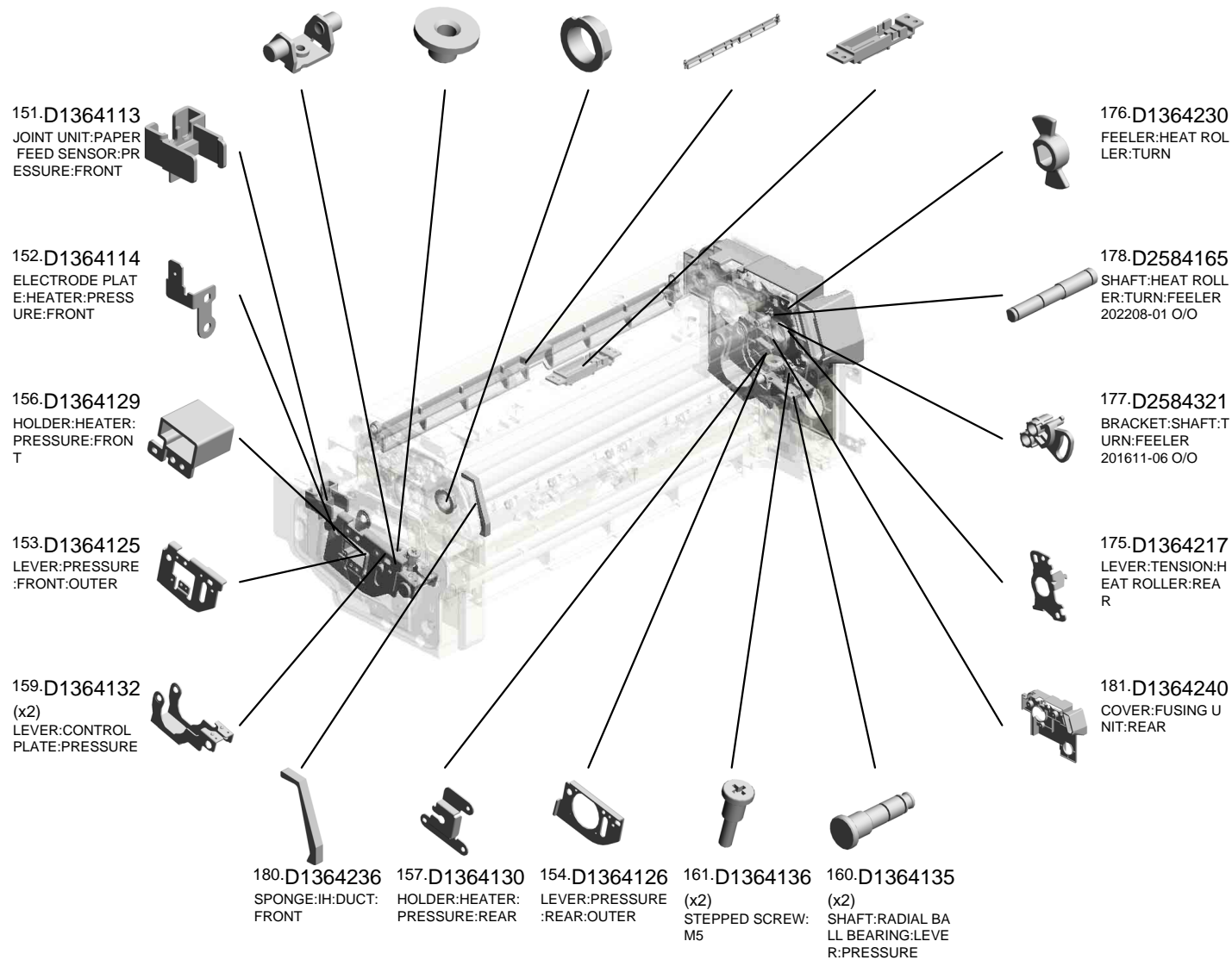
U001	U002	U003	U004	U005	U006	U007	U008	U009	U010	U011	U012	U013	U014	U015	U016	U017	U018	U019	U020	U021
------	------	------	------	------	------	------	------	------	------	------	------	------	------	------	------	------	------	------	------	------

U015_S005
FUSING UNIT:PRO:ASS'Y

- 155.D1364127 (x2) RECEIVE PLATE:PRESSURE
- 158.D1364131 (x2) HOLDER:COIL SPRING:PRESSURE
- 174.D2584467 (x2) BUSHING:HEAT ROLLER:SHAFT 201603-01 X/O
- 169.D1364178 COVER:FUSING EXIT:UPPER
- 172.D1364196 HOUSING:TEMPERATURE SENSOR:NC-F10




299.D1384213
[A]
FUSING UNIT:PRO:ASS'Y
202402-01 O/O

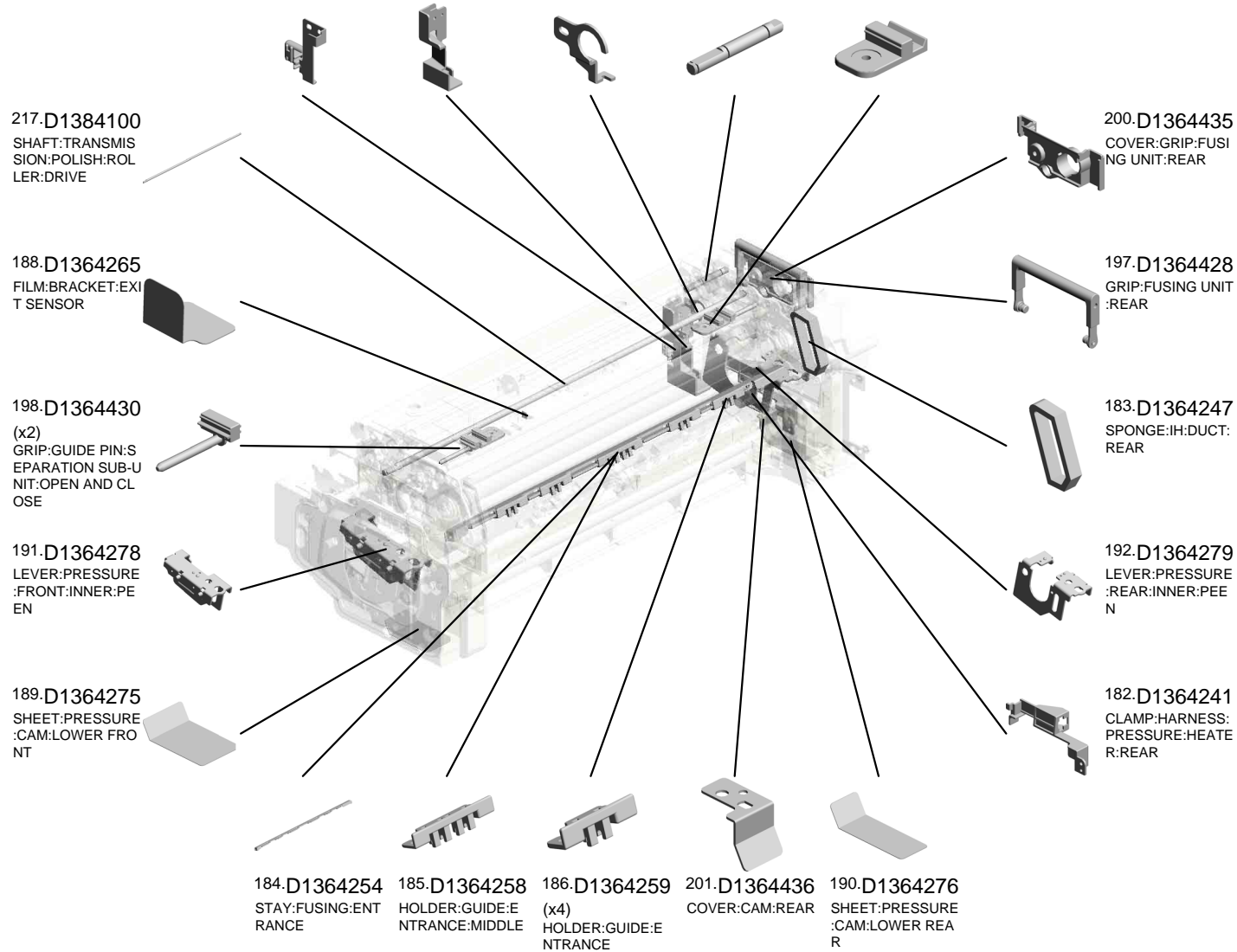


U015_S005
FUSING UNIT:PRO:ASS'Y

- 196.D1364412 LEVER:WEB:ASSY
- 202.D1364441 COVER:HARNESS:LEFT INNER REAR
- 219.D1384109 HOOK:GEAR:ON-OFF
- 216.D1384099 SHAFT:JOINT:POLISH:ROLLER:DRIVE
- 199.D1364431 (x2) STOPPER:GUIDE PIN:SEPARATION SUB-UNIT:OPEN AND CLOSE




299.D1384213
[A]
FUSING UNIT:PRO:ASS'Y
202402-01 O/O



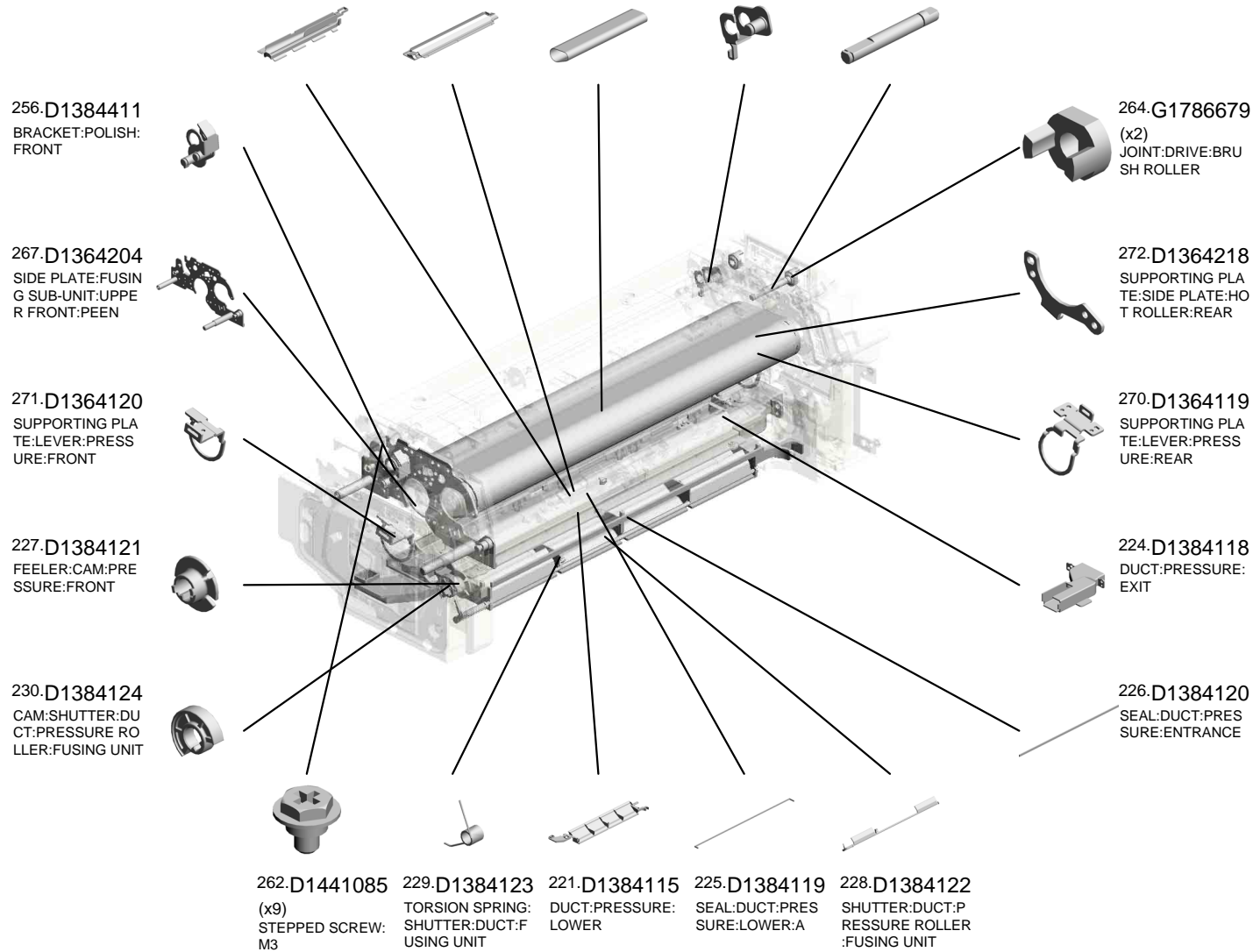
U001	U002	U003	U004	U005	U006	U007	U008	U009	U010	U011	U012	U013	U014	U015	U016	U017	U018	U019	U020	U021
------	------	------	------	------	------	------	------	------	------	------	------	------	------	------	------	------	------	------	------	------

U015_S005
FUSING UNIT:PRO:ASS'Y

223.D1384117 DUCT:PRESSURE:EXIT:CONNECTING:A
 222.D1384116 DUCT:PRESSURE:UPPER
249.D1384181 FUSING BELT:DIAT 5
 255.D1384405 HOLDER:GEAR:ON-OFF
 259.D1384423 SHAFT:JOINT:POLISH:ROLLER




299.D1384213
[A]
 FUSING UNIT:PRO:ASS'Y
 202402-01 O/O



U015_S005
FUSING UNIT:PRO:ASS'Y

281.D1364223 295.D1384128
ADJUSTING PIN:POSITIONING:HEAT ROLLER:FRONT
HOLDER:SENSOR:ON-OFF



299.D1384213
[A]
FUSING UNIT:PRO:ASS'Y
202402-01 O/O

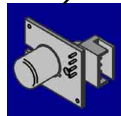
273.D1364219
SUPPORTING PLATE:SIDE PLATE:HOT ROLLER:FRONT



297.D1364192
BRACKET:THERMISTOR:FUSING



301.M0266340
(x6)
GUIDE:PAPER:RAIL:ASS'Y
201903-01 O/O



298.AW100183
THERMOPILE
201803-01 O/O




D1384209
[A]
FUSING UNIT:PRO:ASS'Y
202402-01 O/O

U001	U002	U003	U004	U005	U006	U007	U008	U009	U010	U011	U012	U013	U014	U015	U016	U017	U018	U019	U020	U021
------	------	------	------	------	------	------	------	------	------	------	------	------	------	------	------	------	------	------	------	------

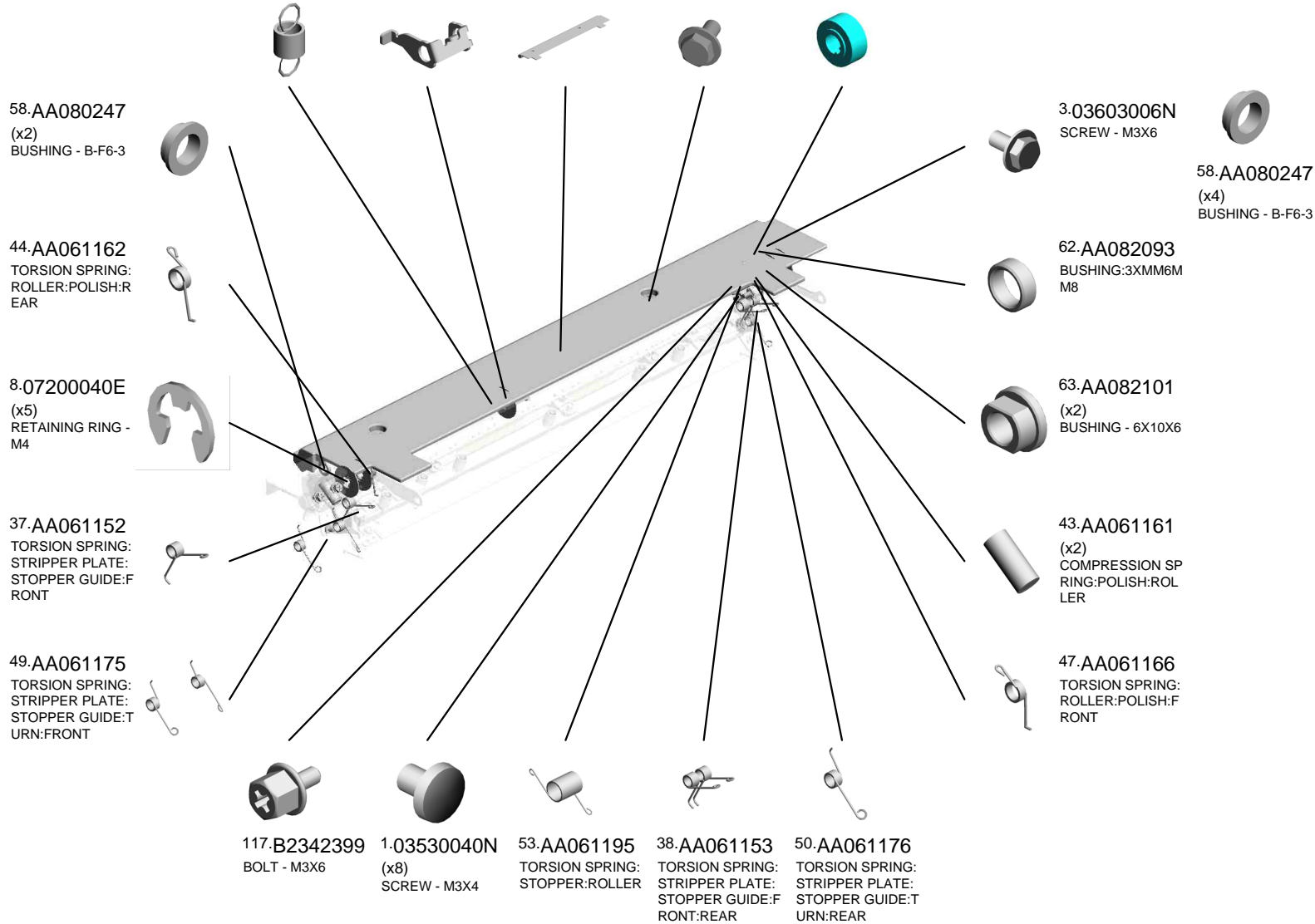
U015_S005_S001

FUSING SUB-UNIT:SEPARATION:OPEN AND CLOSE:ASS'Y

- 36.AA061151 TENSION SPRING: FUSING:PAPER EX IT SUB-UNIT:LEVER
- 162.D1364143 HOOK:COIL SPRING:OPEN AND CLOSE:LEVER
- 163.D1364144 COVER:SEPARATION:OPEN AND CLOSE:FIBER
- 19.08010231 (x3) HEXAGONAL HEAD BOLT W/WASHER:M3X6
- 89.AB012214 GEAR:POLISH:ROLLER:A



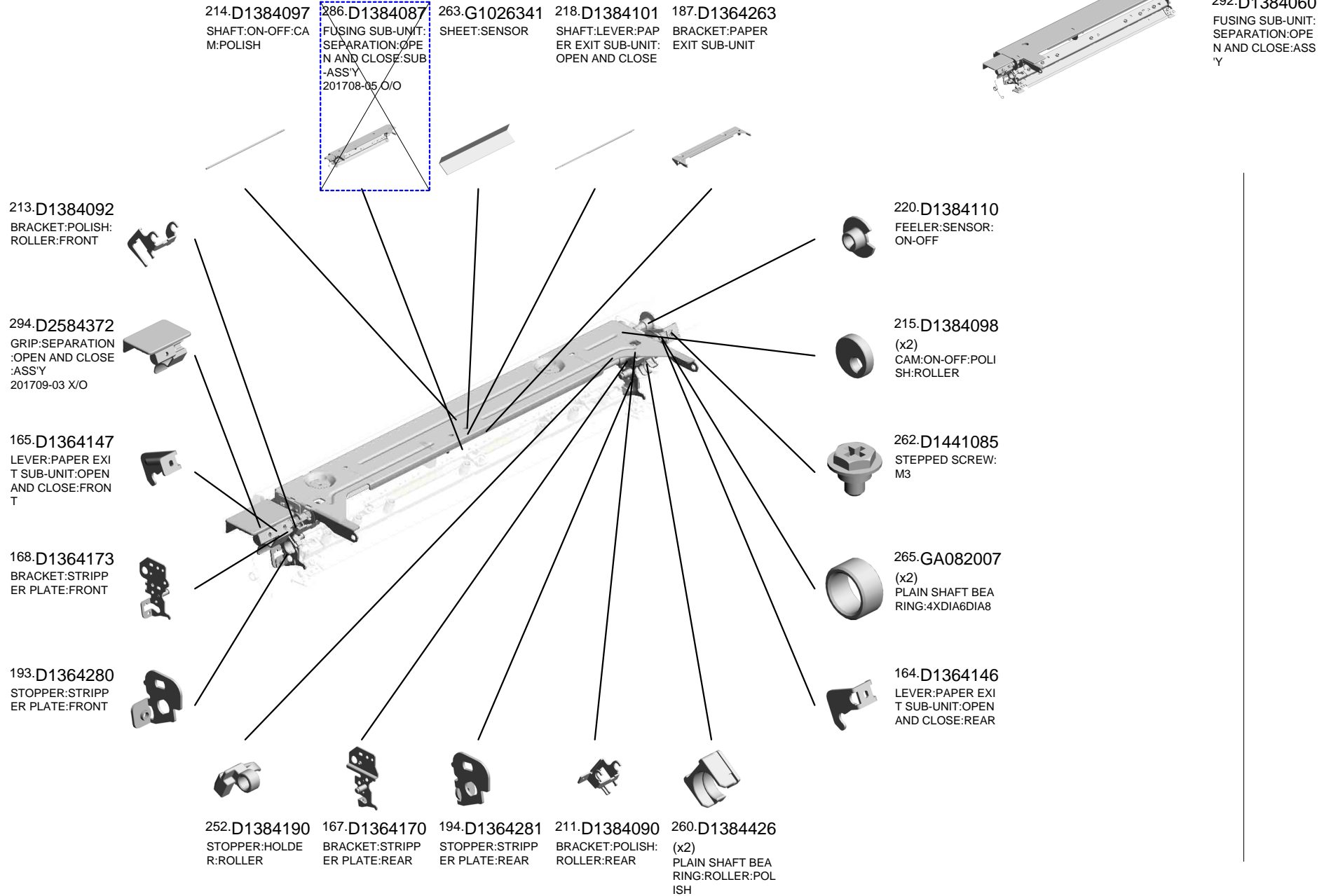
292.D1384060
FUSING SUB-UNIT:
SEPARATION:OPEN
AND CLOSE:ASS'Y



U001	U002	U003	U004	U005	U006	U007	U008	U009	U010	U011	U012	U013	U014	U015	U016	U017	U018	U019	U020	U021
------	------	------	------	------	------	------	------	------	------	------	------	------	------	------	------	------	------	------	------	------

U015_S005_S001

FUSING SUB-UNIT:SEPARATION:OPEN AND CLOSE:ASS'Y



U015_S005_S001_S001
STRIPPER PLATE:UNI:FUSING:D137/D138:ASS'Y

262.D1441085
(x2)
STEPPED SCREW:
M3

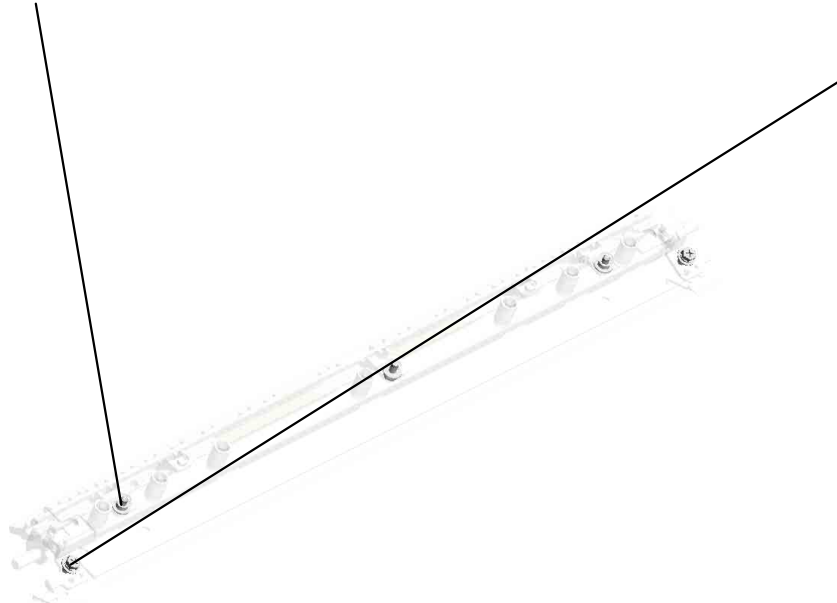


246.D1384160
STRIPPER PLATE:
UNI:FUSING:D137/
D138:ASSY



3.03603006N(x 6)
SCREW - M3X6


19.08010231
(x3)
HEXAGONAL HEA
D BOLT W/WASHE
R:M3X6



U001	U002	U003	U004	U005	U006	U007	U008	U009	U010	U011	U012	U013	U014	U015	U016	U017	U018	U019	U020	U021
------	------	------	------	------	------	------	------	------	------	------	------	------	------	------	------	------	------	------	------	------

U015_S005_S002
HEAT ROLLER:ASS'Y

11.07250150E
(x2)
RETAINING RING
C - M15



278.D2584460
[A]
HEAT ROLLER:AS
S'Y
201603-03 X/O




D1364454
[A]
HEAT ROLLER:AS
S'Y
201603-03 X/O

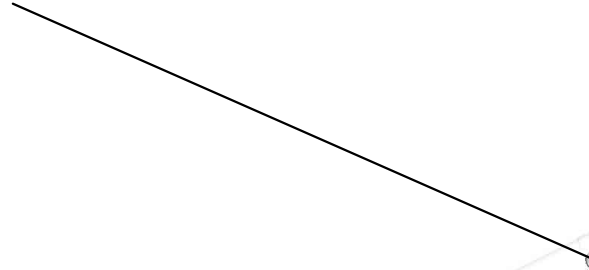
U001	U002	U003	U004	U005	U006	U007	U008	U009	U010	U011	U012	U013	U014	U015	U016	U017	U018	U019	U020	U021
------	------	------	------	------	------	------	------	------	------	------	------	------	------	------	------	------	------	------	------	------

U015_S005_S002_S001
CORE:HEAT ROLLER:ASS'Y

3-03603006N
(x2)
SCREW - M3X6



296-D2584468
CORE:HEAT ROLLER:ASS'Y



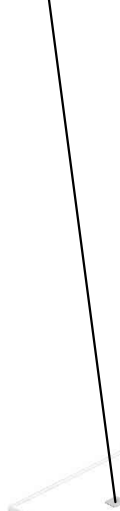
11-07250150E
(x2)
RETAINING RING
C - M15




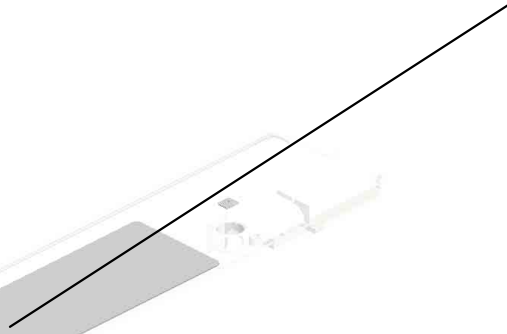
U001	U002	U003	U004	U005	U006	U007	U008	U009	U010	U011	U012	U013	U014	U015	U016	U017	U018	U019	U020	U021
------	------	------	------	------	------	------	------	------	------	------	------	------	------	------	------	------	------	------	------	------

U015_S005_S003
FUSING COVER:UPPER:ASS'Y


34.AA000290
(x2)
DECAL:POSITIONI
NG DISPLAY:SCRE
W:PET



32.AA000282
DECAL:H-TEMP W
ARNING:FUSING




212.D1384091
FUSING COVER:U
PPER:ASS'Y



U001	U002	U003	U004	U005	U006	U007	U008	U009	U010	U011	U012	U013	U014	U015	U016	U017	U018	U019	U020	U021
------	------	------	------	------	------	------	------	------	------	------	------	------	------	------	------	------	------	------	------	------

U015_S005_S004
PRESSURE UNIT:STRIPPER PLATE:UNI:ASS'Y

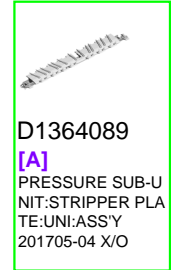
20.08046123
HEXAGONAL BOLT
:W/WASHER:M3X8



269.D1364389
[A]
PRESSURE UNIT:S
TRIPPER PLATE:U
NI:ASS'Y
201705-04 X/O



262.D1441085
(x2)
STEPPED SCREW:
M3




D1364089
[A]
PRESSURE SUB-U
NIT:STRIPPER PLA
TE:UNI:ASS'Y
201705-04 X/O

U001	U002	U003	U004	U005	U006	U007	U008	U009	U010	U011	U012	U013	U014	U015	U016	U017	U018	U019	U020	U021
------	------	------	------	------	------	------	------	------	------	------	------	------	------	------	------	------	------	------	------	------

U015_S005_S004_S001
STRIPPER PLATE:UNI:PRESSURE ROLLER:ASS'Y

3.03603006N
(x3)
SCREW - M3X6



288.D1364390
[A]
STRIPPER PLATE:
UNI:PRESSURE R
OLLER:ASS'Y
201706-06 X/O



19.08010231
(x8)
HEXAGONAL HEA
D BOLT W/WASHE
R:M3X6



19.08010231
HEXAGONAL HEA
D BOLT W/WASHE
R:M3X6



D1364090
[A]
STRIPPER PLATE:
UNIT:PRESSURE R
OLLER:ASS'Y
201706-06 X/O

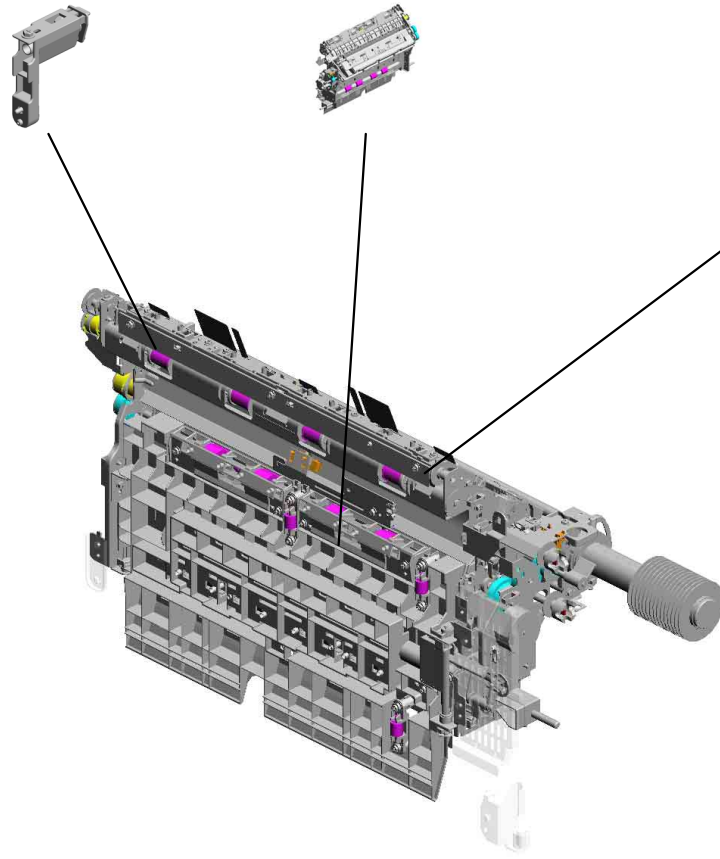
U001	U002	U003	U004	U005	U006	U007	U008	U009	U010	U011	U012	U013	U014	U015	U016	U017	U018	U019	U020	U021
------	------	------	------	------	------	------	------	------	------	------	------	------	------	------	------	------	------	------	------	------

U016.PAPER EXIT

U016_S002
D1357084
INNER COVER:HEAT PIPE:R
EAR:ASS'Y

U016_S003
D1357021
PAPER EXIT UNIT:ASS'Y

U016_S001
D1357024
HEAT PIPE:PAPER EXIT SUB
-UNIT:ASS'Y



U001	U002	U003	U004	U005	U006	U007	U008	U009	U010	U011	U012	U013	U014	U015	U016	U017	U018	U019	U020	U021
------	------	------	------	------	------	------	------	------	------	------	------	------	------	------	------	------	------	------	------	------

U016_S001.HEAT PIPE:PAPER EXIT SUB-UNIT:ASS'Y

U016_S001_S002
D1357084
INNER COVER:HEAT PIPE:R
EAR:ASS'Y



U016_S001_S001
D1357092
GUIDE PLATE:HEAT PIPE:LE
FT:ASS'Y

U001	U002	U003	U004	U005	U006	U007	U008	U009	U010	U011	U012	U013	U014	U015	U016	U017	U018	U019	U020	U021
------	------	------	------	------	------	------	------	------	------	------	------	------	------	------	------	------	------	------	------	------

U016_S003.PAPER EXIT UNIT:ASS'Y

U016_S003_S007
D1367187
ROLLER:EXIT:EXIT:ASS'Y

U016_S003_S004
D1367051
GUIDE PLATE:EXIT:LEFT UP
PER:ASS'Y

U016_S003_S008
D1357170
ROLLER:EXIT:MIDDLE:ASS'Y

U016_S003_S003
D1367027
GUIDE PLATE:EXIT:MIDDLE:
ASS'Y

U016_S003_S005
D1367034
HOLDER:DRIVEN ROLLER:E
XIT:CONNECTING:ASS'Y

U016_S003_S002
D1357145
GRIP:OPEN AND CLOSE:GA
TE PAWL:ASS'Y

U016_S003_S009
D1357112
ROLLER:REVERSE:EXIT:ASS
'Y


U016_S003_S001
D1357022
GATE PAWL:PAPER EXIT SU
B-UNIT:REVERSE:ENTRANC
E:ASS'Y

U016_S003_S006
D1387052
GUIDE PLATE:EXIT:LEFT LO
WER:ASS'Y

U001	U002	U003	U004	U005	U006	U007	U008	U009	U010	U011	U012	U013	U014	U015	U016	U017	U018	U019	U020	U021
------	------	------	------	------	------	------	------	------	------	------	------	------	------	------	------	------	------	------	------	------

U016_S003_S006.GUIDE PLATE:EXIT:LEFT LOWER:ASS'Y

U016_S003_S006_S001
D1367121
LEVER:RELEASE:GUIDE PLATE:LEFT LOWER:ASS'Y




U016_S003_S006_S002
D1387053
GUIDE PLATE:EXIT:LEFT LOWER:SUB-ASS'Y

U001	U002	U003	U004	U005	U006	U007	U008	U009	U010	U011	U012	U013	U014	U015	U016	U017	U018	U019	U020	U021
------	------	------	------	------	------	------	------	------	------	------	------	------	------	------	------	------	------	------	------	------


U016_S003_S007.ROLLER:EXIT:EXIT:ASS'Y

U016_S003_S007_S001
D1357115
SHAFT:EXIT:EXIT:ASS'Y



U001	U002	U003	U004	U005	U006	U007	U008	U009	U010	U011	U012	U013	U014	U015	U016	U017	U018	U019	U020	U021
------	------	------	------	------	------	------	------	------	------	------	------	------	------	------	------	------	------	------	------	------

U016 PAPER EXIT



- 3-03603006N (x6) SCREW - M3X6
- 12-07200040E RETAINING RING - M4 201504-04 X/O
- 10-07200030E RETAINING RING - M3
- 16-07413708 BALL BEARING - 8 X12X3.5MM
- 121-D1364851 SHEET:GUIDE PLATE:HEAT PIPE:LEFT

61-AW500040
PUSH SWITCH:SW
1AG-550:10MA



180-D1357074
GEAR:ROLLER:HEAT PIPE



71-D1357095
STOPPER:GEAR:HEAT PIPE



13-07200060E
RETAINING RING - M6



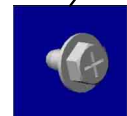
177-D1357110
BRACKET:PROTECT:PAPER EXIT UNIT



187-AF040079
ROLLER:HEAT PIPE:DRIVE



5-04543006Q (x6)
TAPPING SCREW - M3X6



73-D1357105
INNER COVER:EXIT:LEFT LOWER



72-D1357100
BRACKET:HOLDER:ASSY

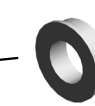


67-D1357016
HEAT PIPE:PAPER EXIT SUB-UNIT:ASSEMBLY
201410-18

4-04543006N (x6)
TAPPING SCREW: ROUND POINT:3X6



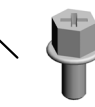
15-07413706
BALL BEARING - 6 X10X3



12-07200040E (x2)
RETAINING RING - M4



63-B2342390 (x2)
FLANGED HEXAGONAL HEAD BOLT: M4X8



U016_S001
HEAT PIPE:PAPER EXIT SUB-UNIT:ASS'Y

3-03603006N (x6) SCREW - M3X6
 12-07200040E RETAINING RING - M4 201504-04 X/O
 10-07200030E RETAINING RING - M3



69-D1357024
HEAT PIPE:PAPER
EXIT SUB-UNIT:AS
SY

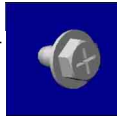
180-D1357074
GEAR:ROLLER:HE
AT PIPE



71-D1357095
STOPPER:GEAR:H
EAT PIPE



5-04543006Q
TAPPING SCREW -
M3X6



4-04543006N
(x2)
TAPPING SCREW:
ROUND POINT:3X6



12-07200040E
(x2)
RETAINING RING -
M4



15-07413706
BALL BEARING - 6
X10X3



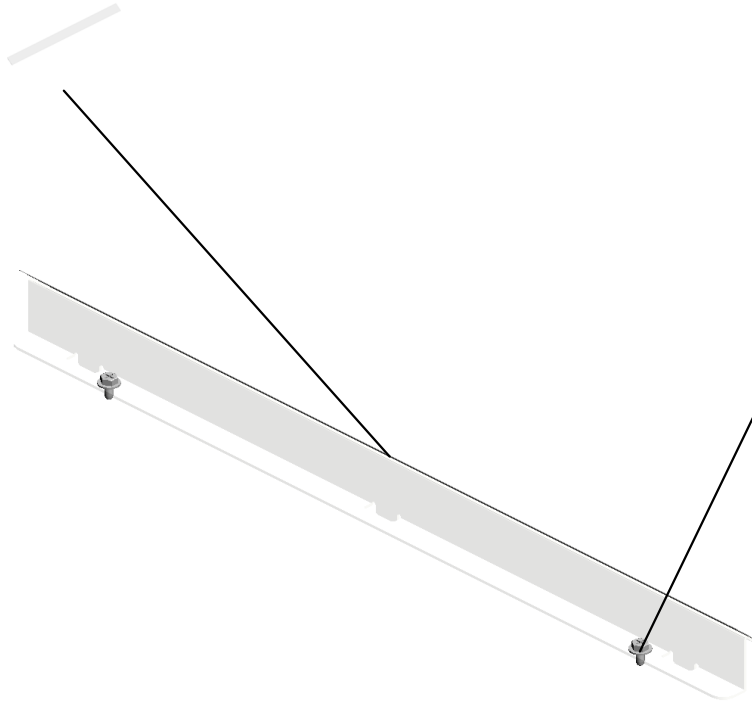
13-07200060E RETAINING RING - M6
 16-07413708 BALL BEARING - 8 X12X3.5MM
 187-AF040079 ROLLER:HEAT PIPE:DRIVE



U016_S001_S001
GUIDE PLATE:HEAT PIPE:LEFT:ASS'Y

121.D1364851
SHEET:GUIDE PLA
TE:HEAT PIPE:LEF
T

179.D1357092
GUIDE PLATE:HEA
T PIPE:LEFT:ASS'Y




5-04543006Q
(x2)
TAPPING SCREW -
M3X6


U001	U002	U003	U004	U005	U006	U007	U008	U009	U010	U011	U012	U013	U014	U015	U016	U017	U018	U019	U020	U021
------	------	------	------	------	------	------	------	------	------	------	------	------	------	------	------	------	------	------	------	------

U016_S001_S002
INNER COVER:HEAT PIPE:REAR:ASS'Y

70:D1367076
GUIDE PLATE:MID
DLE
0009-201401-25 X/



178:D1357084
INNER COVER:HE
AT PIPE:REAR:ASS
Y

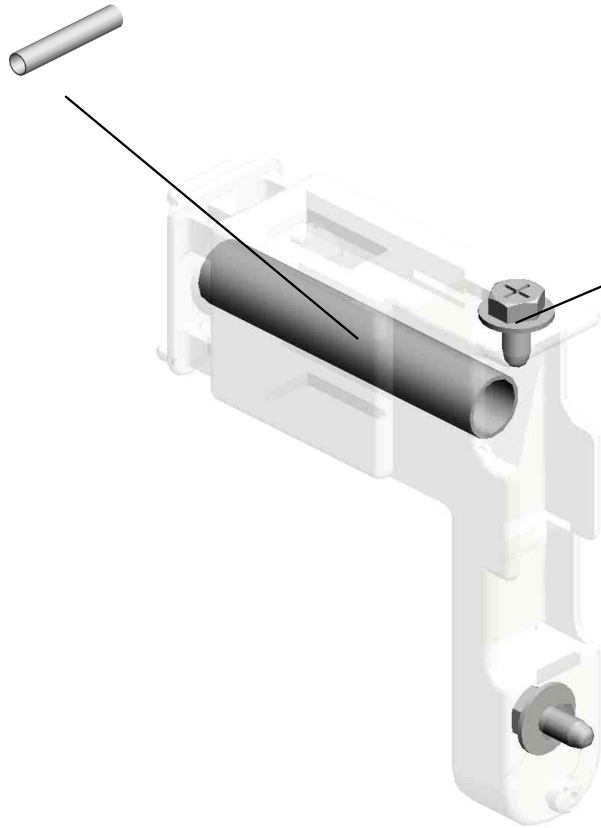


4.04543006N
(x2)
TAPPING SCREW:
ROUND POINT:3X6


U001	U002	U003	U004	U005	U006	U007	U008	U009	U010	U011	U012	U013	U014	U015	U016	U017	U018	U019	U020	U021
------	------	------	------	------	------	------	------	------	------	------	------	------	------	------	------	------	------	------	------	------

U016_S002
INNER COVER:HEAT PIPE:REAR:ASS'Y

70:D1357087
GUIDE PLATE:MID
DLE



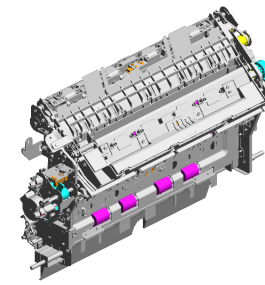
4.04543006N
(x2)
TAPPING SCREW:
ROUND POINT:3X6



178:D1357084
INNER COVER:HE
AT PIPE:REAR:ASS
Y

U001	U002	U003	U004	U005	U006	U007	U008	U009	U010	U011	U012	U013	U014	U015	U016	U017	U018	U019	U020	U021
------	------	------	------	------	------	------	------	------	------	------	------	------	------	------	------	------	------	------	------	------

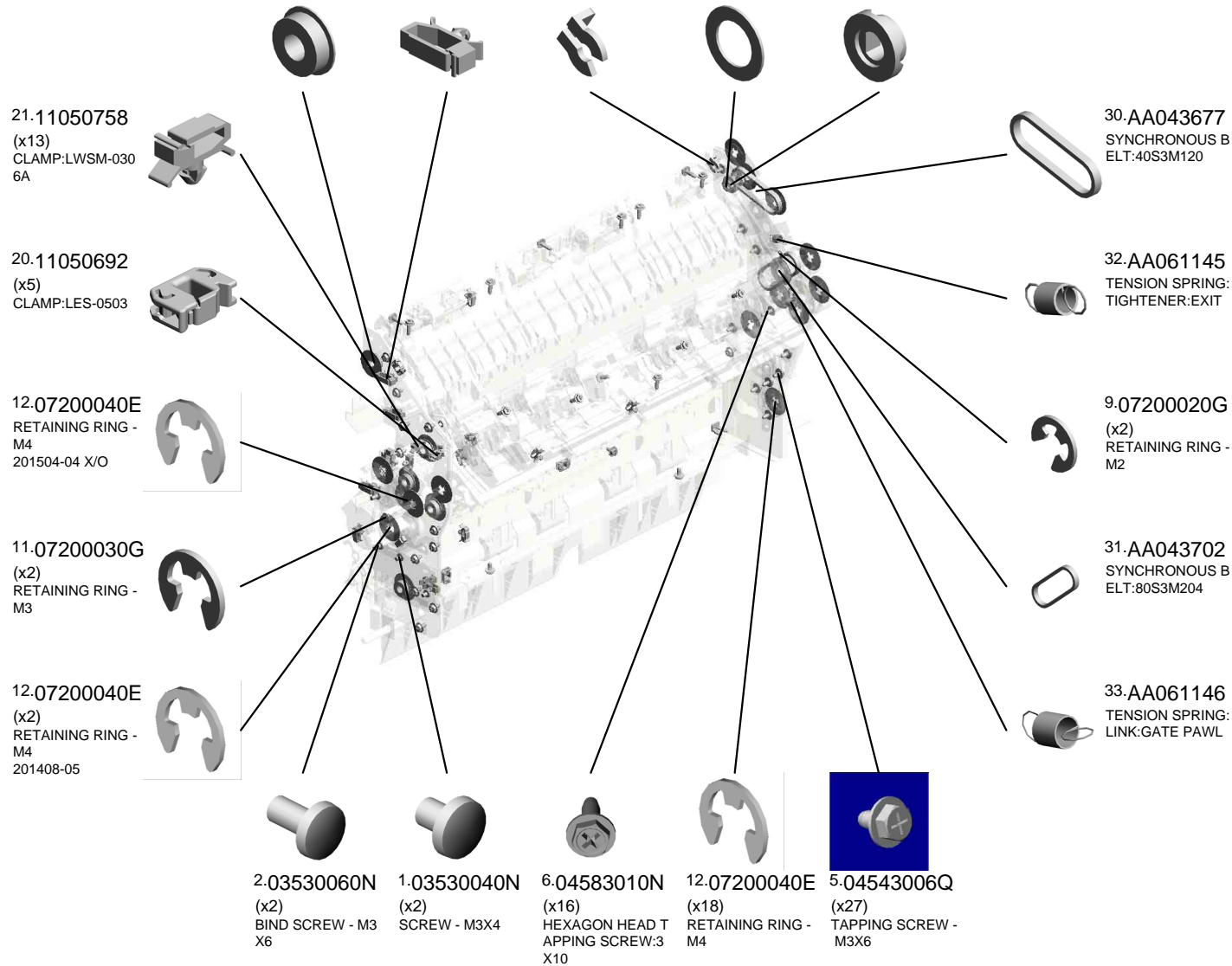
U016_S003
PAPER EXIT UNIT:ASS'Y



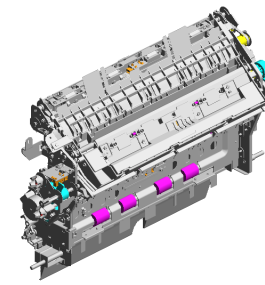
188-D1357021

[A]
PAPER EXIT UNIT:
ASS'Y
201902-03 O/O

- 17.07433806 (x5) RADIAL BALL BEARING: DIA6X DIA13X5
- 22.11050760 (x4) CLAMP:LWSM-051 1A
- 23.54472681 (x2) SNAP RING
- 24.59374158 SPRING WASHER - BD10
- 25.D0CN7123 DISC: TORQUE LIMITER MECHANICAL CLUTCH 202002-02 O/O



U016_S003
PAPER EXIT UNIT:ASS'Y



188-D1357021
[A]
PAPER EXIT UNIT:
ASS'Y
201902-03 O/O

- 37.AA063720 (x8) COMPRESSION SPRING:DRIVEN:EXIT:NO.4
- 34.AA063717 (x4) COMPRESSION SPRING:DRIVEN:EXIT:NO.2
- 54.AB030881 PULLEY:TORQUE LIMITER MECHANICAL CLUTCH
- 57.AB030884 PULLEY:EXIT:NO.2
- 42.AA066434 COIL SPRING:GUIDE PLATE:UPPER:OPEN AND CLOSE:REAR

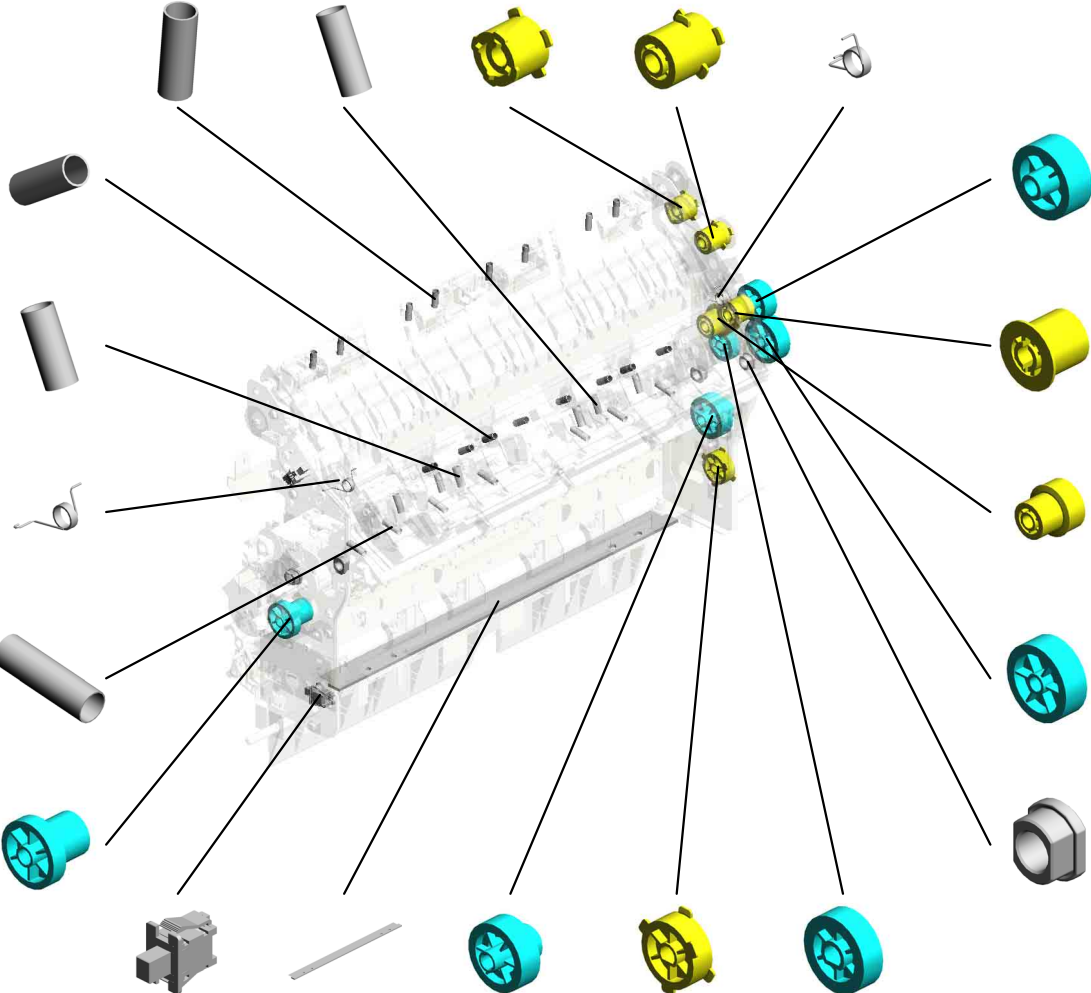
34.AA063731 (x8) COMPRESSION SPRING:DRIVEN:EXIT:CONNECTING:201502-05 X/X

35.AA063718 (x2) COMPRESSION SPRING:DRIVEN:EXIT:NO.1

41.AA066433 COIL SPRING:GUIDE PLATE:UPPER:OPEN AND CLOSE:FRONT

38.AA063721 (x7) COMPRESSION SPRING:GATE:REVERSE EXIT

51.AB017931 GEAR:IDLER:DC STEPPER MOTOR:GATE PAWL



47.AB012972 GEAR:SHAFT:HEAT PIPE

56.AB030883 PULLEY:EXIT:NO.1

53.AB017933 PULLEY:GEAR:EXIT

46.AB012971 GEAR:COUPLING:HEAT PIPE

43.AA082173 (x4) PLAIN SHAFT BEARING:6X10X6

61.AW500040 (x2) PUSH SWITCH:SWITCH:1AG-550:10MA

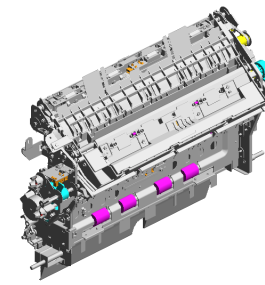
44.AA120145 DISCHARGE BRUSH:REVERSE:17MM

50.AB017930 GEAR:REVERSE EXIT:IDLER:NO.1

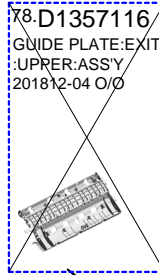
55.AB030882 TIMING PULLEY:EXIT

45.AB012970 GEAR:ROLLER:REVERSE:EXIT

U016_S003
PAPER EXIT UNIT:ASS'Y



188.D1357021
[A]
PAPER EXIT UNIT:
ASS'Y
201902-03 O/O



78.D1357116
GUIDE PLATE:EXIT
UPPER:ASS'Y
201812-04 O/O

82.D1357121
COIL SPRING:STO
PPER:EXIT:NO.1

85.D1357128
BRACKET:CONTA
CT POINT:STOPPE
R:ASS'Y

64.B2474456
SPRING - LOWER
EXIT ROLLER

84.D1357127
STOPPER:GUIDE P
LATE:EXIT:UPPER

101.D1357168
(x4)
ROLLER:DRIVEN:E
XIT:EXIT

102.D1387051
(x4)
ROLLER:DRIVEN:N
O.1:SHORT
201502-06 X/X

88.D1381308
(x2)
JOINT:EXIT:DRIVE:
0.5
201408-07 X/X

83.D1357122
BRACKET:DC STE
PPER MOTOR:GAT
E PAWL:ASS'Y

62.B2234441
STEPPER MOTOR:
DC24V 70.2W

66.D0294439
STOPPER:GATE P
AWL:ENTRANCE

76.D1357169
ROLLER:REVERSE
:ENTRANCE:ASS'Y
201408-06 X/X

104.D1367129
GUIDE PLATE:EXIT
:RIGHT LOWER
201409-02 X/O

99.D1357164
ROLLER:DRIVEN:N
O.2:LONG:ASS'Y

103.D1367077
STAY:PAPER EXIT
UNIT:RIGHT LOWE
R

86.D1357130
BRACKET:TIGHTE
NER:EXIT:ASS'Y

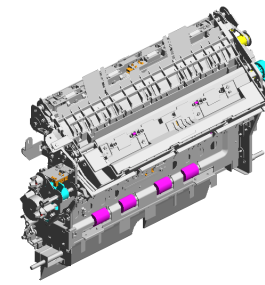
87.D1357134
COLLAR:COUPLIN
G:HEAT PIPE

98.D1357162
(x2)
ROLLER:DRIVEN:N
O.2:SHORT:ASS'Y

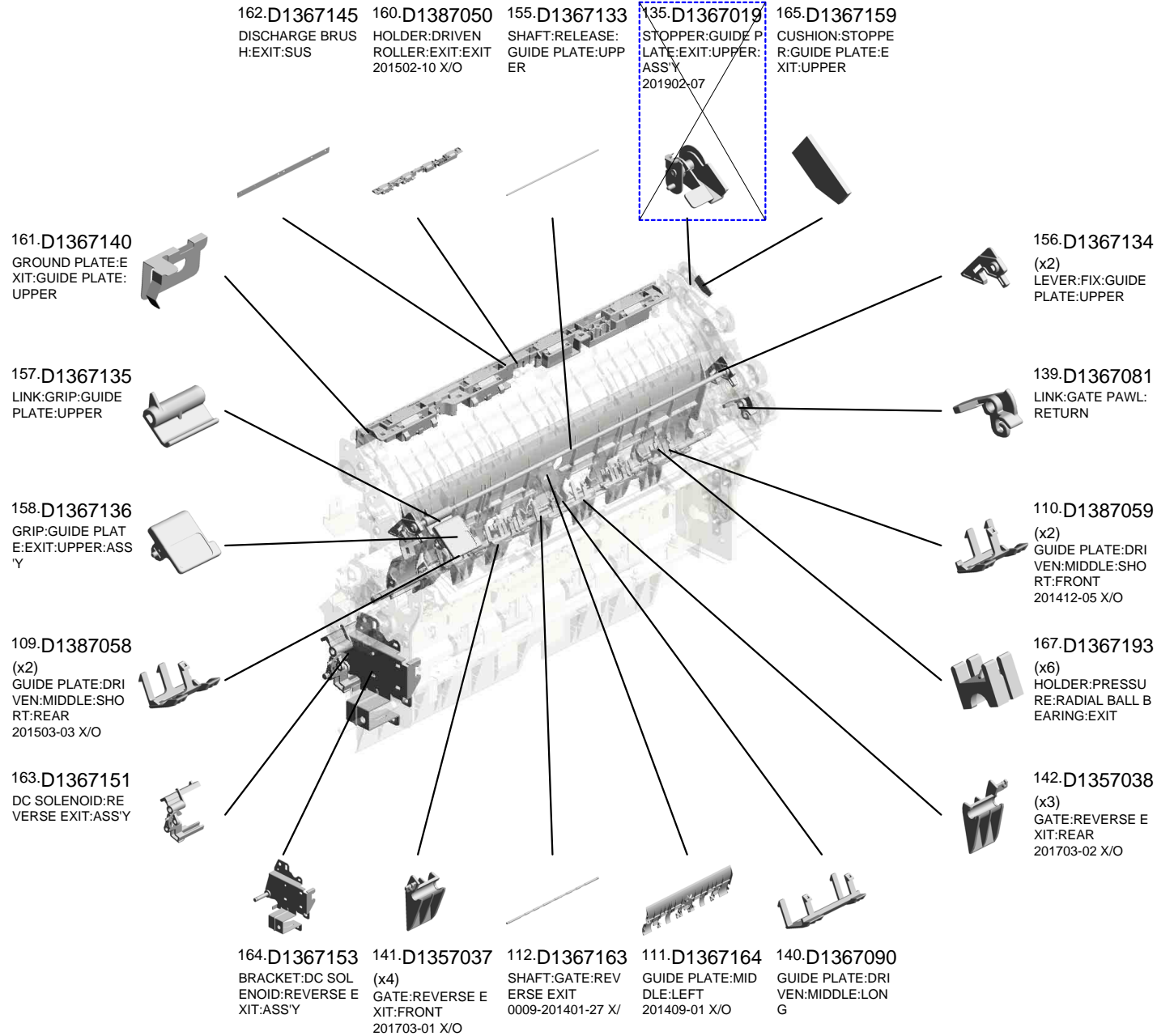
89.D1357136
BRACKET:PAPER
EXIT SUB-UNIT:RE
VERSE:NO.1

65.B7002649
TIMING BELT:40S2
M144

U016_S003
PAPER EXIT UNIT:ASS'Y



188.D1357021
[A]
PAPER EXIT UNIT:
ASS'Y
201902-03 O/O



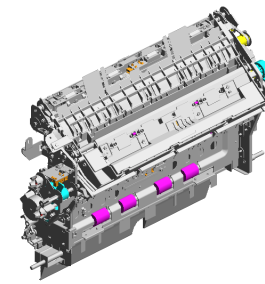
U001	U002	U003	U004	U005	U006	U007	U008	U009	U010	U011	U012	U013	U014	U015	U016	U017	U018	U019	U020	U021
------	------	------	------	------	------	------	------	------	------	------	------	------	------	------	------	------	------	------	------	------

U016_S003
PAPER EXIT UNIT:ASS'Y

183.AB010774 GEAR:IDLER:COU
PLING:GATE PAWL
201706-02 X/X

189.AW020234 PHOTOINTERRUP
TOR:GP1A173LCS
5F
201903-05 O/O

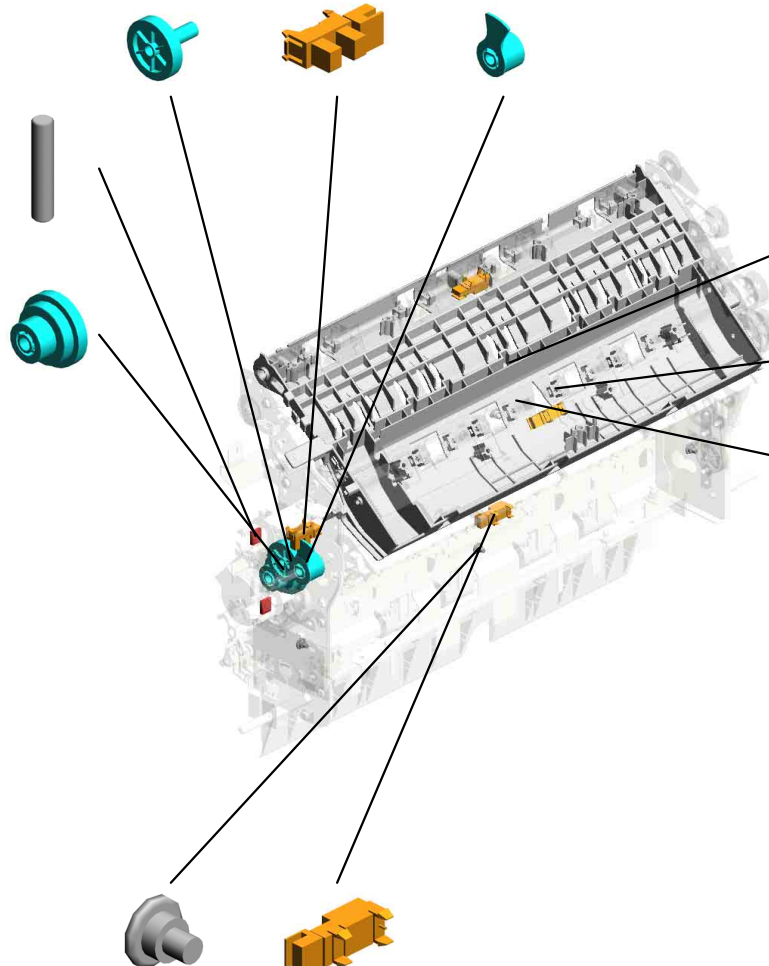
182.AB010773 GEAR:SHAFT:GAT
E PAWL:EXIT
201706-01 X/X



188.D1357021
[A]
PAPER EXIT UNIT:
ASS'Y
201902-03 O/O

172.06320100G
(x2)
PARALLEL PIN - M
2X10
201408-08

184.AB017939
GEAR:IDLER:CONT
ACT POINT:GATE
PAWL
201706-03 X/X



186.D1357137
GUIDE PLATE:EXIT
:UPPER

168.D1367194
(x16)
PLAIN SHAFT BEA
RING:DIA4:EXIT

169.D1367199
SHEET:OPPOSED:
REFLECTION PHO
TO SENSOR

170.D1444484
(x4)
SHOULDER SCRE
W - M3

171.GW010007
(x4)
PHOTO REFLECTI
ON SENSOR:EXIT



D1357020
[A]
PAPER EXIT UNIT:
ASS'Y
201902-03 O/O

U016_S003_S001

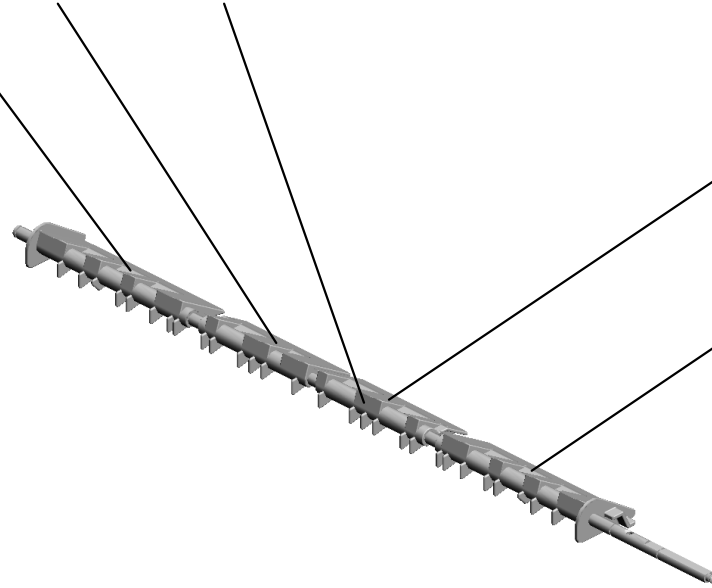

GATE PAWL:PAPER EXIT SUB-UNIT:REVERSE:ENTRANCE:ASS'Y

124.D1364854 90.D1357140
SHEET:TRANSPOR GATE PAWL:PAPE
T:GATE PAWL:EXI R EXIT SUB-UNIT:
T:REAR MIDDLE REVERSE:ENTRAN
CE



68.D1357022
GATE PAWL:PAPE
R EXIT SUB-UNIT:
REVERSE:ENTRAN
CE:ASS'Y

125.D1364855
SHEET:TRANSPOR
T:GATE PAWL:EXI
T:REAR



123.D1364853
SHEET:TRANSPOR
T:GATE PAWL:EXI
T:FRONT MIDDLE



122.D1364852
SHEET:TRANSPOR
T:GATE PAWL:EXI
T:FRONT




U001	U002	U003	U004	U005	U006	U007	U008	U009	U010	U011	U012	U013	U014	U015	U016	U017	U018	U019	U020	U021
------	------	------	------	------	------	------	------	------	------	------	------	------	------	------	------	------	------	------	------	------

U016_S003_S002

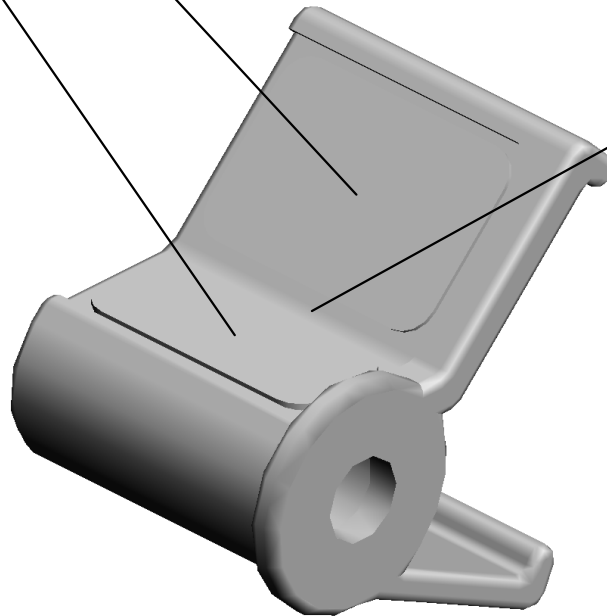
GRIP:OPEN AND CLOSE:GATE PAWL:ASS'Y

29.AA003064
DECAL:GRIP:OPEN
AND CLOSE:GATE
PAWL:NO.2

28.AA003062
DECAL:GRIP:OPEN
AND CLOSE:GATE
PAWL:NO.1



92.D1357145
GRIP:OPEN AND C
LOSE:GATE PAWL:
ASS'Y



91.D1357143
GRIP:OPEN AND C
LOSE:GATE PAWL


U001	U002	U003	U004	U005	U006	U007	U008	U009	U010	U011	U012	U013	U014	U015	U016	U017	U018	U019	U020	U021
------	------	------	------	------	------	------	------	------	------	------	------	------	------	------	------	------	------	------	------	------

U016_S003_S003
 GUIDE PLATE:EXIT:MIDDLE:ASS'Y

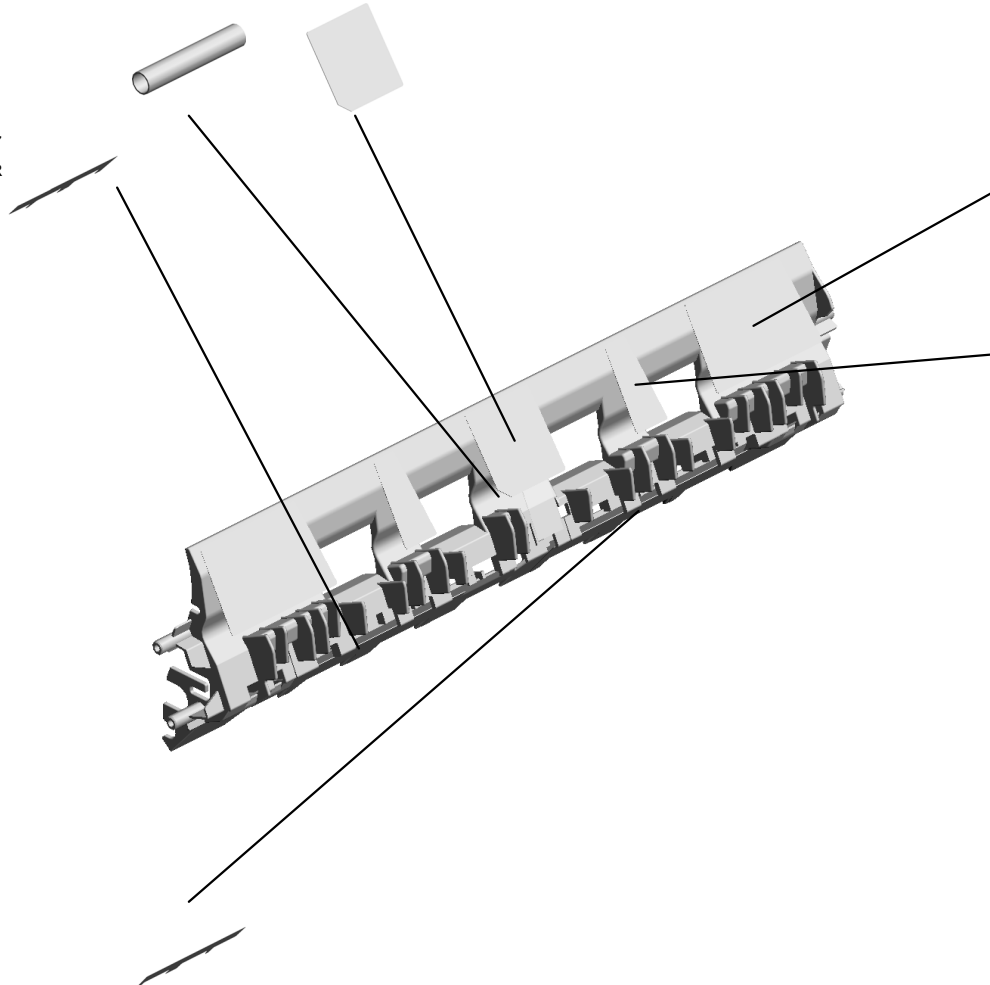
70.D1357087
 GUIDE PLATE:MID
 DLE

130.D1364873
 SHEET:TRANSPOR
 T:MIDDLE:UPPER:
 MIDDLE
 0009-201401-21 X/

105.D1367027
 GUIDE PLATE:EXIT
 :MIDDLE:ASS'Y
 201410-02 X/O



127.D1364857
 SHEET:TRANSPOR
 T:MIDDLE:LOWER:
 REAR



128.D1364871
 (x2)
 SHEET:TRANSPOR
 T:MIDDLE:UPPER:
 FRONT REAR
 0009-201401-19 X/

129.D1364872
 (x2)
 SHEET:TRANSPOR
 T:MIDDLE:UPPER:
 MIDDLE SIDEWAY
 S
 0009-201401-20 X/

126.D1364856
 SHEET:TRANSPOR
 T:MIDDLE:LOWER:
 FRONT


U001	U002	U003	U004	U005	U006	U007	U008	U009	U010	U011	U012	U013	U014	U015	U016	U017	U018	U019	U020	U021
------	------	------	------	------	------	------	------	------	------	------	------	------	------	------	------	------	------	------	------	------

GUIDE PLATE:EXIT:LEFT UPPER:ASS'Y

117.D1364877
GUIDE PLATE:EXIT
:LEFT UPPER
0008-201401-11 X/

138.D1367052
GUIDE PLATE:EXIT
:LEFT UPPER:ASS'
Y
201408-12 O/O

131.D1364874
SHEET:TRANSPOR
T:REVERSE:EXIT
0008-201401-08 X/

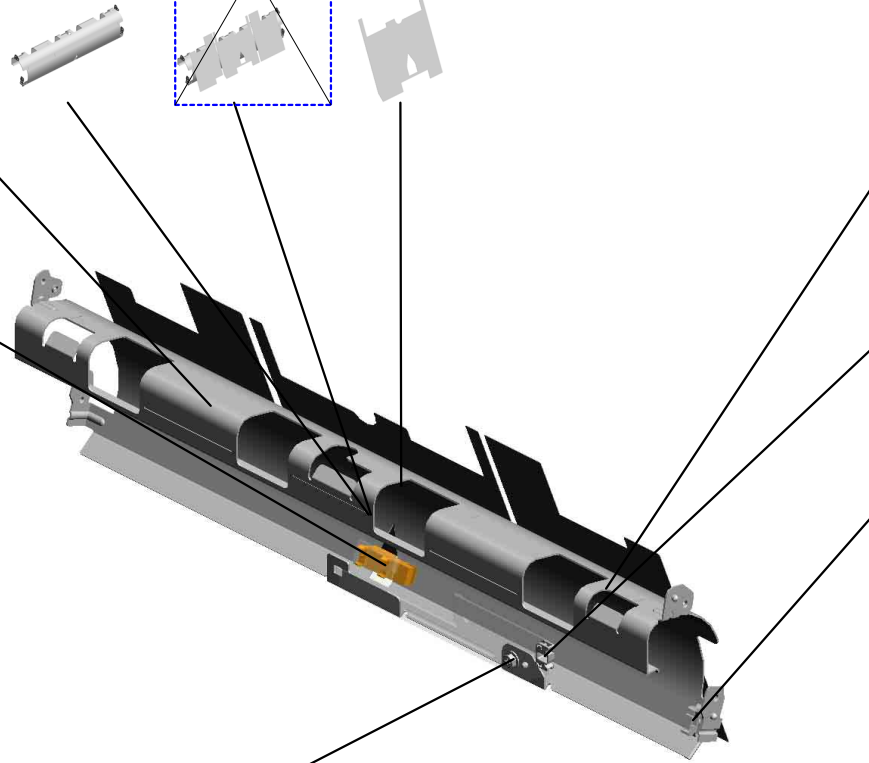


137.D1367051
GUIDE PLATE:EXIT
:LEFT UPPER:ASS'
Y

132.D1364875
SHEET:TRANSPOR
T:REVERSE:EXIT:R
EAR
0008-201401-09 X/



171.GW010007
PHOTO REFLECTI
ON SENSOR:EXIT



133.D1364876
SHEET:TRANSPOR
T:REVERSE:EXIT:F
RONT
0008-201401-10 X/



20.11050692
CLAMP:LES-0503



21.11050758
CLAMP:LWSM-030
6A




5.04543006Q
TAPPING SCREW -
M3X6

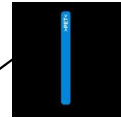
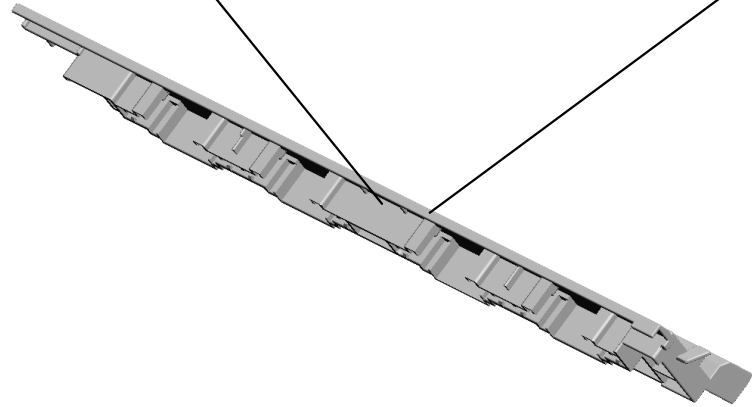
U001	U002	U003	U004	U005	U006	U007	U008	U009	U010	U011	U012	U013	U014	U015	U016	U017	U018	U019	U020	U021
------	------	------	------	------	------	------	------	------	------	------	------	------	------	------	------	------	------	------	------	------

U016_S003_S005
HOLDER:DRIVEN ROLLER:EXIT:CONNECTING:ASS'Y

159.D1367138
HOLDER:DRIVEN
ROLLER:EXIT:CON
NECTING



136.D1367034
HOLDER:DRIVEN
ROLLER:EXIT:CON
NECTING:ASS'Y




27.AA003059
DECAL:EXIT:GUID
E PLATE:UPPER:P
USH

U001	U002	U003	U004	U005	U006	U007	U008	U009	U010	U011	U012	U013	U014	U015	U016	U017	U018	U019	U020	U021
------	------	------	------	------	------	------	------	------	------	------	------	------	------	------	------	------	------	------	------	------

U016_S003_S006

GUIDE PLATE:EXIT:LEFT LOWER:ASS'Y

- 149.D1367120 (x2) BRACKET:LEVER:FIX:GUIDE PLATE:LEFT LOWER
- 58.AF022067 (x3) GUIDE STOPPER ROLLER
- 151.D1367123 (x3) HOLDER:PRESSURE:GUIDE PLATE:EXIT
- 36.AA063719 (x6) COMPRESSION SPRING:HOLDER:GUIDE PLATE:EXIT
- 80.D1387056 HOLDER:DRIVEN ROLLER:REVERSE:EXIT:FRONT 201502-08 X/O



- 174.D1387052 GUIDE PLATE:EXIT:LEFT LOWER:ASS'Y 201412-04 X/O

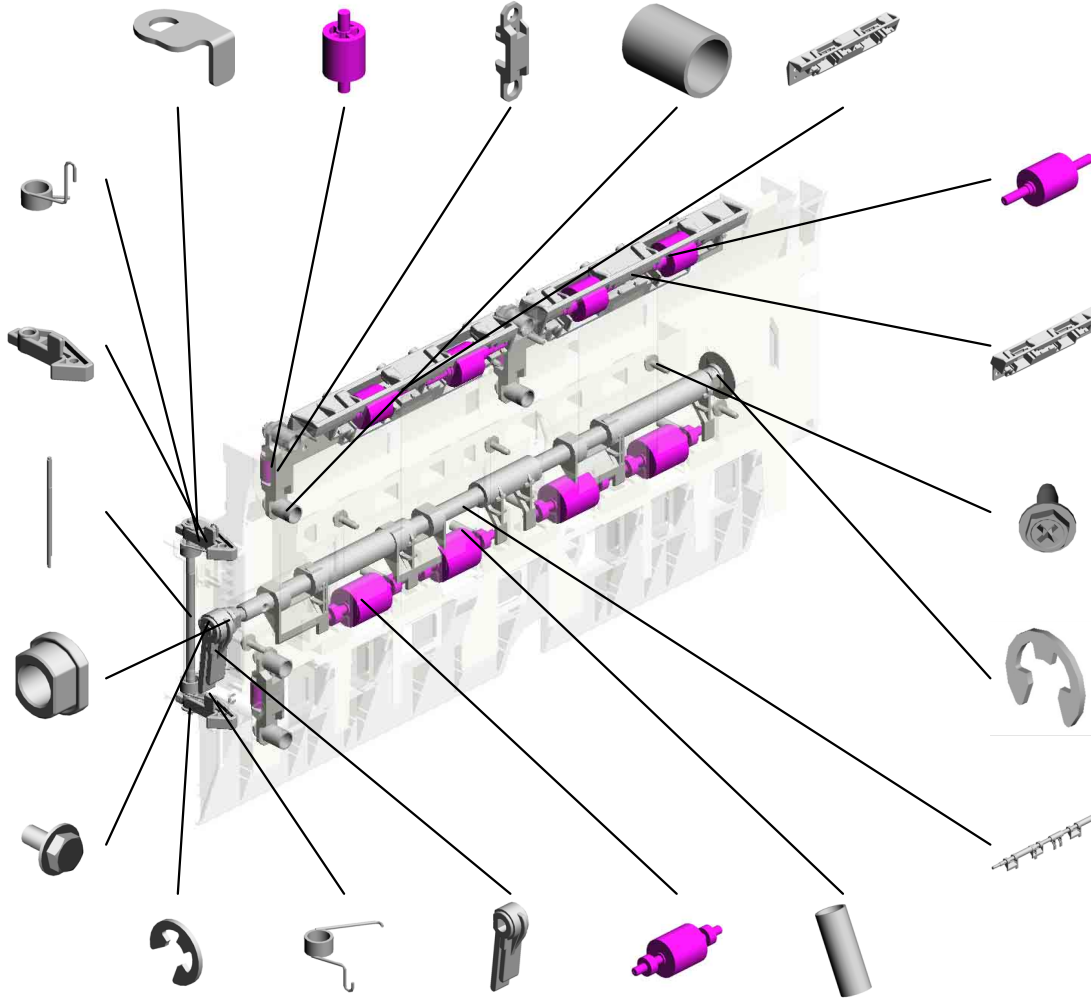
- 39.AA066431 COIL SPRING:OPEN AND CLOSE:LEFT LOWER:GUIDE PLATE:UPPER

- 147.D1367118 (x2) LEVER:FIX:GUIDE PLATE:LEFT LOWER

- 148.D1367119 SHAFT:LEVER:GUIDE PLATE:LEFT LOWER

- 43.AA082173 (x2) PLAIN SHAFT BEARING RING:6X10X6

- 3.03603006N SCREW - M3X6



- 102.D1357198 (x4) ROLLER:DRIVEN:REVERSE:EXIT 0009-201401-18 X/O

- 81.D1387057 HOLDER:DRIVEN ROLLER:REVERSE:EXIT:REAR 201503-02 X/O

- 6.04583010N (x15) HEXAGON HEAD TAPPING SCREW:3 X10

- 12.07200040E RETAINING RING - M4


- 145.D1367115 LINK:ON-OFF:REVERSE EXIT

- 9.07200020G (x3) RETAINING RING - M2
- 40.AA066432 COIL SPRING:OPEN AND CLOSE:LEFT LOWER:GUIDE PLATE:LOWER
- 146.D1367117 LEVER:LINK:ON-OFF:REVERSE EXIT
- 100.D1357166 (x4) ROLLER:DRIVEN:REVERSE EXIT:ASS'Y
- 34.AA063717 (x16) COMPRESSION SPRING:DRIVEN:EXIT:NO.2

U016_S003_S006


GUIDE PLATE:EXIT:LEFT LOWER:ASS'Y

153.D1367125 168.D1367194
COMPRESSION SP (x8)
RING:PLATE:ON O PLAIN SHAFT BEA
FF DETECTOR:LEF RING:DIA4:EXIT
T LOWER



174.D1387052
GUIDE PLATE:EXIT
:LEFT LOWER:ASS'
Y
201412-04 X/O

154.D1367126
BRACKET:PLATE:
ON OFF DETECTO
R:LEFT LOWER:AS
SY




152.D1387055
HOLDER:DRIVEN
ROLLER:REVERSE
EXIT
201502-09 X/O

167.D1367193
(x8)
HOLDER:PRESSU
RE:RADIAL BALL B
EARING:EXIT

U001	U002	U003	U004	U005	U006	U007	U008	U009	U010	U011	U012	U013	U014	U015	U016	U017	U018	U019	U020	U021
------	------	------	------	------	------	------	------	------	------	------	------	------	------	------	------	------	------	------	------	------

U016_S003_S006_S001
LEVER:RELEASE:GUIDE PLATE:LEFT LOWER:ASS'Y

26-AA003050
DECAL:LEVER:REL
EASE:GUIDE PLAT
E:LEFT LOWER




150-D1367121
LEVER:RELEASE:
GUIDE PLATE:LEF
T LOWER:ASS'Y

U001	U002	U003	U004	U005	U006	U007	U008	U009	U010	U011	U012	U013	U014	U015	U016	U017	U018	U019	U020	U021
------	------	------	------	------	------	------	------	------	------	------	------	------	------	------	------	------	------	------	------	------

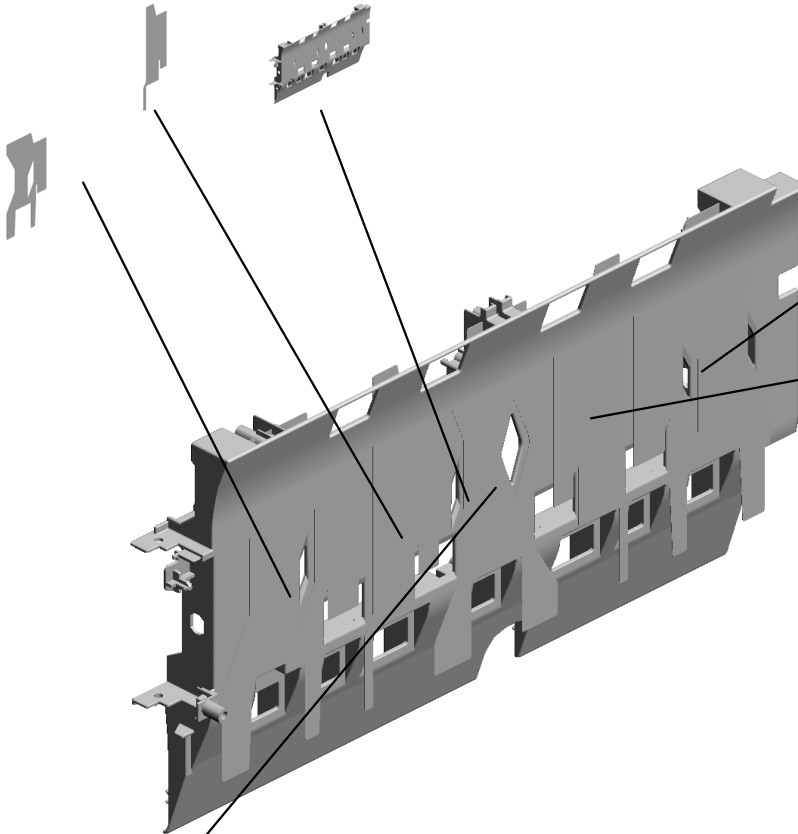
GUIDE PLATE:EXIT:LEFT LOWER:SUB-ASS'Y

94.D1357157 144.D1367112
SHEET:EXIT:LEFT GUIDE PLATE:EXIT
LOWER:FRONT MI :LEFT LOWER
DDLE



175.D1387053
GUIDE PLATE:EXIT
:LEFT LOWER:SUB
-ASS'Y
201412-03 X/O

93.D1357156
SHEET:EXIT:LEFT
LOWER:FRONT



97.D1357160
SHEET:EXIT:LEFT
LOWER:REAR


96.D1357159
SHEET:EXIT:LEFT
LOWER:REAR MID
DLE

95.D1357158
SHEET:EXIT:LEFT
LOWER:MIDDLE

U016_S003_S007
 ROLLER:EXIT:EXIT:ASS'Y

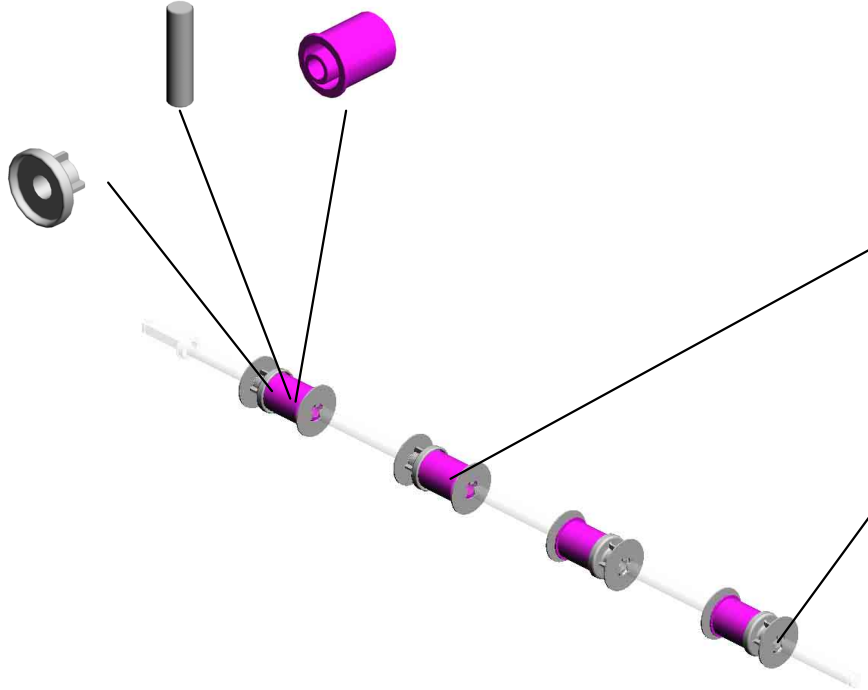
8.06330120G (x4)
 PARALLEL PIN - 3X
 12

59.AF040071 (x3)
 ROLLER:EXIT:EXIT



166.D1367187
 ROLLER:EXIT:EXIT
 :ASS'Y

119.D1367192
 (x4)
 STOPPER:ROLLER
 :EXIT:EXIT
 0008-201401-12 X/





59.AF040076
 ROLLER:EXIT:EXIT
 0008-201401-06 X/

12.07200040E
 (x8)
 RETAINING RING -
 M4

U001	U002	U003	U004	U005	U006	U007	U008	U009	U010	U011	U012	U013	U014	U015	U016	U017	U018	U019	U020	U021
------	------	------	------	------	------	------	------	------	------	------	------	------	------	------	------	------	------	------	------	------

U016_S003_S007_S001
SHAFT:EXIT:EXIT:ASS'Y

15:07413706
BALL BEARING - 6
X10X3

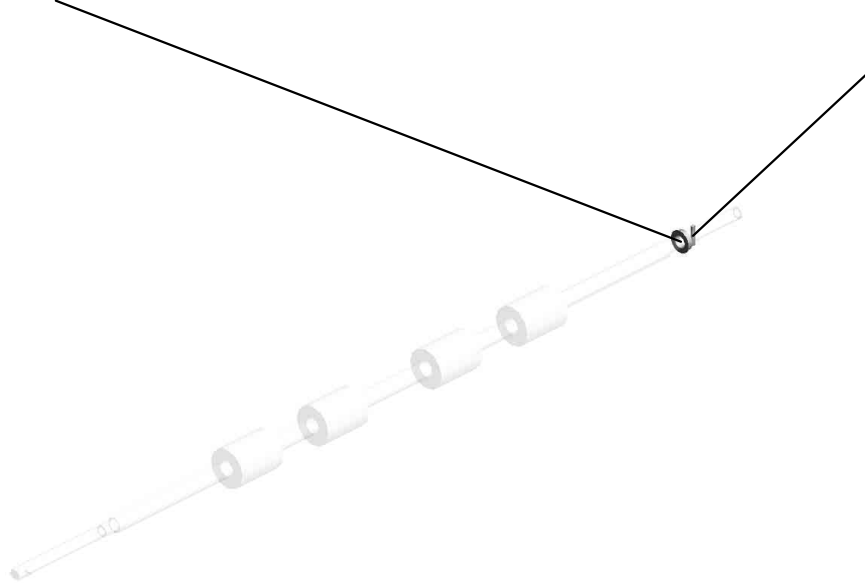


77:D1357115
SHAFT:EXIT:EXIT:
ASS'Y
0008-201401-07 X/


U001	U002	U003	U004	U005	U006	U007	U008	U009	U010	U011	U012	U013	U014	U015	U016	U017	U018	U019	U020	U021
------	------	------	------	------	------	------	------	------	------	------	------	------	------	------	------	------	------	------	------	------

U016_S003_S008
ROLLER:EXIT:MIDDLE:ASS'Y

15.07413706
BALL BEARING - 6
X10X3



7.06320100G
PIN - 2X10MM





74.D1357170
ROLLER:EXIT:MID
DLE:ASS'Y
201408-04 X/X

U001	U002	U003	U004	U005	U006	U007	U008	U009	U010	U011	U012	U013	U014	U015	U016	U017	U018	U019	U020	U021
------	------	------	------	------	------	------	------	------	------	------	------	------	------	------	------	------	------	------	------	------

U016_S003_S009
ROLLER:REVERSE:EXIT:ASS'Y

15.07413706
BALL BEARING - 6
X10X3



75.D1357112
ROLLER:REVERSE
:EXIT:ASS'Y
0009-201401-14 X/

U001	U002	U003	U004	U005	U006	U007	U008	U009	U010	U011	U012	U013	U014	U015	U016	U017	U018	U019	U020	U021
------	------	------	------	------	------	------	------	------	------	------	------	------	------	------	------	------	------	------	------	------

U017.DUPLEX

U017_S002
D1364548
GUIDE PLATE:DUPLEX:UPPER:ADHESION

U017_S006
D1364922
GRIP:VIBRATING PLATE:RECEIVING SUB-UNIT:UPPER:ASSY

U017_S001
D1364528
POSITIONING SENSOR:DUPLEX:ASSY

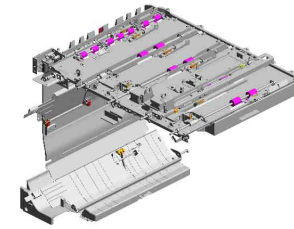
U017_S003
D1364578
DUPLEX SUB-UNIT:ENTRANCE:GATE PAWL:ASSY

U017_S004
D1364800
REVERSE UNIT:DUPLEX:ASSY

U017_S005
D1364921
GRIP:VIBRATING PLATE:RECEIVING SUB-UNIT:LOWER:ASSY

U001	U002	U003	U004	U005	U006	U007	U008	U009	U010	U011	U012	U013	U014	U015	U016	U017	U018	U019	U020	U021
------	------	------	------	------	------	------	------	------	------	------	------	------	------	------	------	------	------	------	------	------

U017 DUPLEX



- 21.11050762 CLAMP:LWS-0711A
- 1.03530040N (x10) SCREW - M3X4
- 18.11050724 CLAMPS:WES-121 0
- 11.08025299 TAPPING SCREW - M3X8
- 13.11026245 RELAY CONNECT OR - 2P

- 19.11050758 (x22) CLAMP:LWSM-030 6A

- 15.11050328 (x2) HARNESS CLAMP - ES-0505

- 7.07200030E (x4) RETAINING RING - M3

- 8.07200040E (x2) RETAINING RING - M4 201504-04 X/O

- 6.04583008N (x6) HEXAGON HEAD TAPPING SCREW:3 X8

- 17.11050723 CLAMPS:WES-050 7
- 3.04543006N TAPPING SCREW: ROUND POINT:3X6
- 4.04543006Q (x45) TAPPING SCREW - M3X6
- 2.04513006N TAPPING SCREW - 3X6
- 16.11050692 CLAMP:LES-0503

- 8.07200040E RETAINING RING - M4

- 19.11050758 (x2) CLAMP:LWSM-030 6A

- 10.07403906 BALL BEARING - 6 X15X5

- 4.04543006Q (x 2) TAPPING SCREW - M3X6

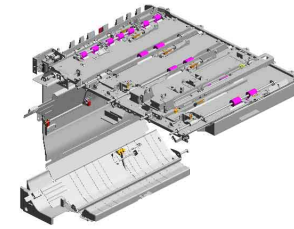
- 22.54472681 SNAP RING 201504-03

- 22.54472681 (x3) SNAP RING

- 20.11050760 (x3) CLAMP:LWSM-051 1A



U017 DUPLEX



- 42.B7005810 STEPPER MOTOR: DC24V 2.5W
- 38.AW500040 PUSH SWITCH:SW 1AG-550:10MA
- 28.AA143183 (x2) STEPPED SCREW
- 24.AA021034 MAGNETIC
- 58.D1364544 (x2) DC STEPPER MOT OR:MM39:S2M:T20: ASS'Y

26.AA080346
(x4)
BUSHING:FLANGE
TYPE:DIA6

25.AA043634
TIMING BELT - 40S
2M296

65.D1364607
(x4)
COMPRESSION SP
RING:HOLDER:GUI
DE PLATE

64.D1364606
(x2)
HOLDER:PRESSU
RE:GUIDE PLATE

33.AF022067
(x2)
GUIDE STOPPER
ROLLER

56.D1364516
LEVER:GUIDE PLA
TE:DUPLEX:ASS'Y

41.B7004720
TIMING BELT:B40S
2M214

66.D1364608
GUIDE PLATE:POS
ITIONING SENSOR
:LOWER

62.D1364601
GUIDE PLATE:DUP
LEX:LOWER

29.AC020150
LENS:LED:1

23.A0964928
GUIDE PLATE BAN
D

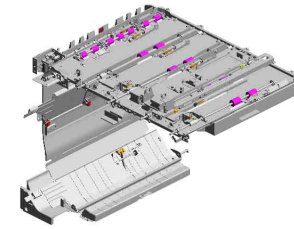
30.AF020793
TRANSPORT ROLL
ER:DUPLEX:DRIVE
:1

40.B2234552
(x10)
BUSHING:DIA4

63.D1364602
(x4)
ROLLER:DRIVEN:D
UPLEX

36.AW020198
PHOTOINTERRUP
TOR:LG2A14NL1

U017 DUPLEX



- 74.D1364681 (x2) LINK:SHIFT:DUPLEX 201408-09 X/O
- 88.D1364669 BRACKET:DC STEPPER MOTOR:DUPLEX
- 67.D1364609 TENSION SPRING:GUIDE PLATE:MOV E
- 82.D1364652 STOPPER:PULLEY:MIDDLE
- 83.D1364653 STOPPER:PULLEY:LEFT

73.D1364621 (x4) SHAFT:LINK:SHIFT

81.D1364651 STOPPER:PULLEY:RIGHT

75.D1364638 (x2) GEAR:PULLEY:ROLLER:SHIFT

89.D1364671 (x4) LINK:ROLLER:SHIFT

71.D1364619 (x4) BUSHING:FLANGE TYPE:DIA6

84.D1364665 (x2) TENSION SPRING:DRIVEN ROLLER:EXIT

72.D1364620 (x4) BUSHING:DIA6:DIA10:6

112.D1364910 GUIDE PLATE:SWIVEL:RECEIVING SUB-UNIT:UPPER:SUB-ASSY 201407-18 X/X

85.D1364666 (x6) TENSION SPRING:DRIVEN ROLLER:DUPLEX

111.D1364912 GUIDE PLATE:SWIVEL:RECEIVING SUB-UNIT:LOWER:SUB-ASSY

93.D1364751 BRACKET:DUPLEX:ENTRANCE:FRONT

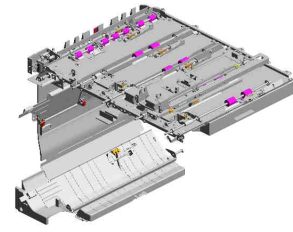
69.D1364614 (x2) PLAIN SHAFT BEARING:TRANSPORT ROLLER:DUPLEX:DRIVEN:INNER

68.D1364611 TRANSPORT ROLLER:DUPLEX:DRIVEN:1

92.D1364750 GUIDE PLATE:DUPLEX:ENTRANCE:RIGHT

70.D1364615 (x4) TENSION SPRING:TRANSPORT ROLLER:DUPLEX:1

U017 DUPLEX



113.D1364919 INNER COVER:RE
CEIVING SUB-UNIT
:LEFT LOWER:ASS'
Y

129.07200040 (x2)
RETAINING RING -
M4
201407-21 X/O

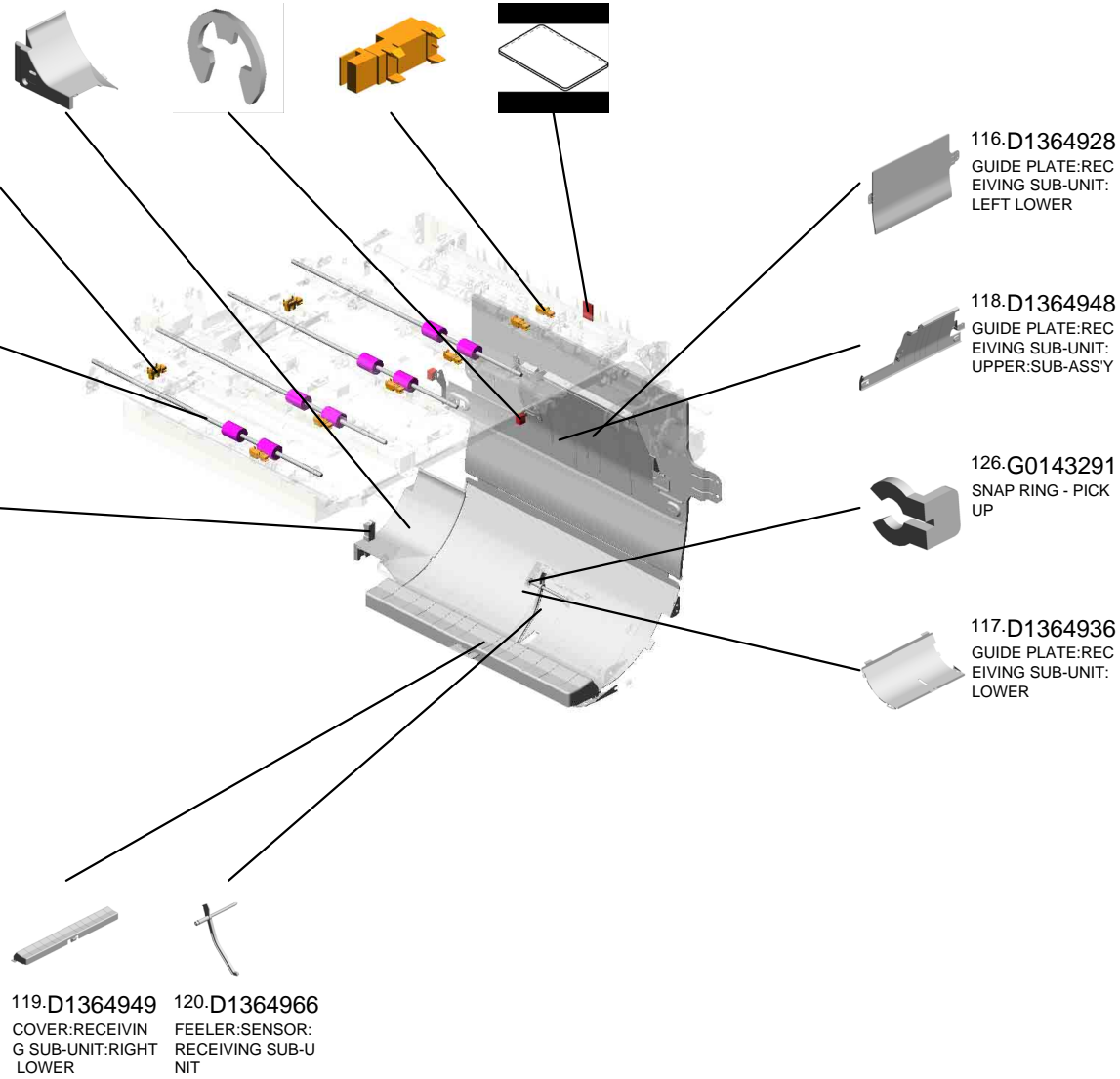
127.GW010007 (x6)
PHOTO REFLECTI
ON SENSOR:EXIT

128.M0262657 SHEET:VERTICAL
TRANSPORT:SENS
OR

133.AW020234
(x2)
PHOTOINTERRUP
TOR:GP1A173LCS
5F
201903-05 O/O

132.AF020839
(x4)
TRANSPORT ROLL
ER:SHIFT:DUPLEX
201812-02 O/O

131.AG070513
(x2)
MAGNET CATCH
201802-01 O/O



U017_S001
 POSITIONING SENSOR:DUPLEX:ASS'Y

127.GW010007 PHOTO REFLECTI
 ON SENSOR:EXIT
 6.04583008N (x2)
 HEXAGON HEAD T
 APPING SCREW:3
 X8
 76.D0CN4642 SHAFT:SLIDE:POSI
 TIONING SENSOR
 202112-01 O/O
 124.D4543636 TIMING BELT:40S2
 M672



130.D1364528
 POSITIONING SEN
 SOR:DUPLEX:ASS'
 Y

7.07200030E
 (x2)
 RETAINING RING -
 M3




133.AW020234
 PHOTOINTERRUPT
 TOR:GP1A173LCS
 5F
 201903-05 O/O



78.D1364674
 GUIDE:PLATE:POS
 ITIONING SENSOR
 201408-11 X/X



80.D1364650
 TIMING PULLEY:T1
 8:S2M



57.D1364531
 BRACKET:BELT TE
 NSIONER:ASS'Y



79.D1364647
 TENSION SPRING:
 BELT TENSIONER



19.11050758
 (x3)
 CLAMP:LWSM-030
 6A




77.D1364673
 GUIDE PLATE:POS
 ITIONING SENSOR
 :DUPLEX
 201408-10 X/X
 4.04543006Q (x3)
 TAPPING SCREW -
 M3X6
 125.D6885150
 PCB:PUNCH:SENS
 OR:CONNECTING:
 ASS'Y



U001	U002	U003	U004	U005	U006	U007	U008	U009	U010	U011	U012	U013	U014	U015	U016	U017	U018	U019	U020	U021
------	------	------	------	------	------	------	------	------	------	------	------	------	------	------	------	------	------	------	------	------

U017_S002
GUIDE PLATE:DUPLEX:UPPER:ADHESION

49.D1364866 50.D1364867
SHEET:TRANSPOR SHEET:TRANSPOR
T:DUPLEX:MIDDLE T:DUPLEX:MIDDLE
:NO.4 :NO.5
0007-201311-14 X/ 0007-201311-13 X/



59.D1364548
GUIDE PLATE:DUP
LEX:UPPER:ADHE
SION

45.D1364862
SHEET:TRANSPOR
T:DUPLEX:EXIT:RE
AR MIDDLE
0007-201311-18 X/

44.D1364861
SHEET:TRANSPOR
T:DUPLEX:EXIT:FR
ONT MIDDLE
0007-201311-19 X/

86.DOCN4667
(x2)
SHEET:DUPLEX:E
NTRANCE
202309-01 O/O

48.D1364865
SHEET:TRANSPOR
T:DUPLEX:MIDDLE
:NO.3
0007-201311-15 X/

47.D1364864 46.D1364863
(x2) (x2)
SHEET:TRANSPOR SHEET:TRANSPOR
T:DUPLEX:MIDDLE T:DUPLEX:MIDDLE
:NO.2 :NO.1
0007-201311-16 X/ 0007-201311-17 X/

DUPLEX SUB-UNIT:ENTRANCE:GATE PAWL:ASS'Y

- 96.D1364762 LEVER:GATE PAWL:REVERSE
- 100.D1364771 TENSION SPRING:DC SOLENOID:RELEASE
- 39.B2234494 STOPPER- UPPER GATE PAWL
- 98.D1364768 (x7) COIL SPRING:GATE PAWL:DUPL EX:ENTRANCE:NO.2
- 19.11050758 (x3) CLAMP:LWSM-030 6A



60.D1364578
DUPLEX SUB-UNIT
ENTRANCE:GATE
PAWL:ASS'Y

90.D1364748
DC SOLENOID:DUPL EX:ENTRANCE:PRESS FIT




1.03530040N (x2) SCREW - M3X4



99.D1364770 TENSION SPRING:GATE PAWL:DUPL EX



4.04543006Q (x8) TAPPING SCREW - M3X6



16.11050692 (x2) CLAMP:LES-0503



94.D1364752 GATE PAWL:DUPL EX:ENTRANCE:NO.1



91.D1364749 GUIDE PLATE:DUPL EX:ENTRANCE:LEFT LOWER:SUB-ASS'Y



5.04543012Q TAPPING SCREW: 3X12



27.AA082173 (x4) PLAIN SHAFT BEARING:6X10X6



8.07200040E (x4) RETAINING RING - M4 201504-04 X/O



- 97.D1364763 GUIDE PLATE:DUPL EX:ENTRANCE:RIGHT UPPER
- 61.D1364584 GATE PAWL:DUPL EX:ENTRANCE:NO.2:ASSY
- 87.D1364668 SHEET:DUPL EX:ENTRANCE:RIGHT UPPER
- 95.D1364761 GUIDE PLATE:DUPL EX:ENTRANCE:MIDDLE
- 35.AW010091 PHOTO REFLECTOR SENSOR




U017_S003
DUPLEX SUB-UNIT:ENTRANCE:GATE PAWL:ASS'Y

127.GW010007
PHOTO REFLECTI
ON SENSOR:EXIT

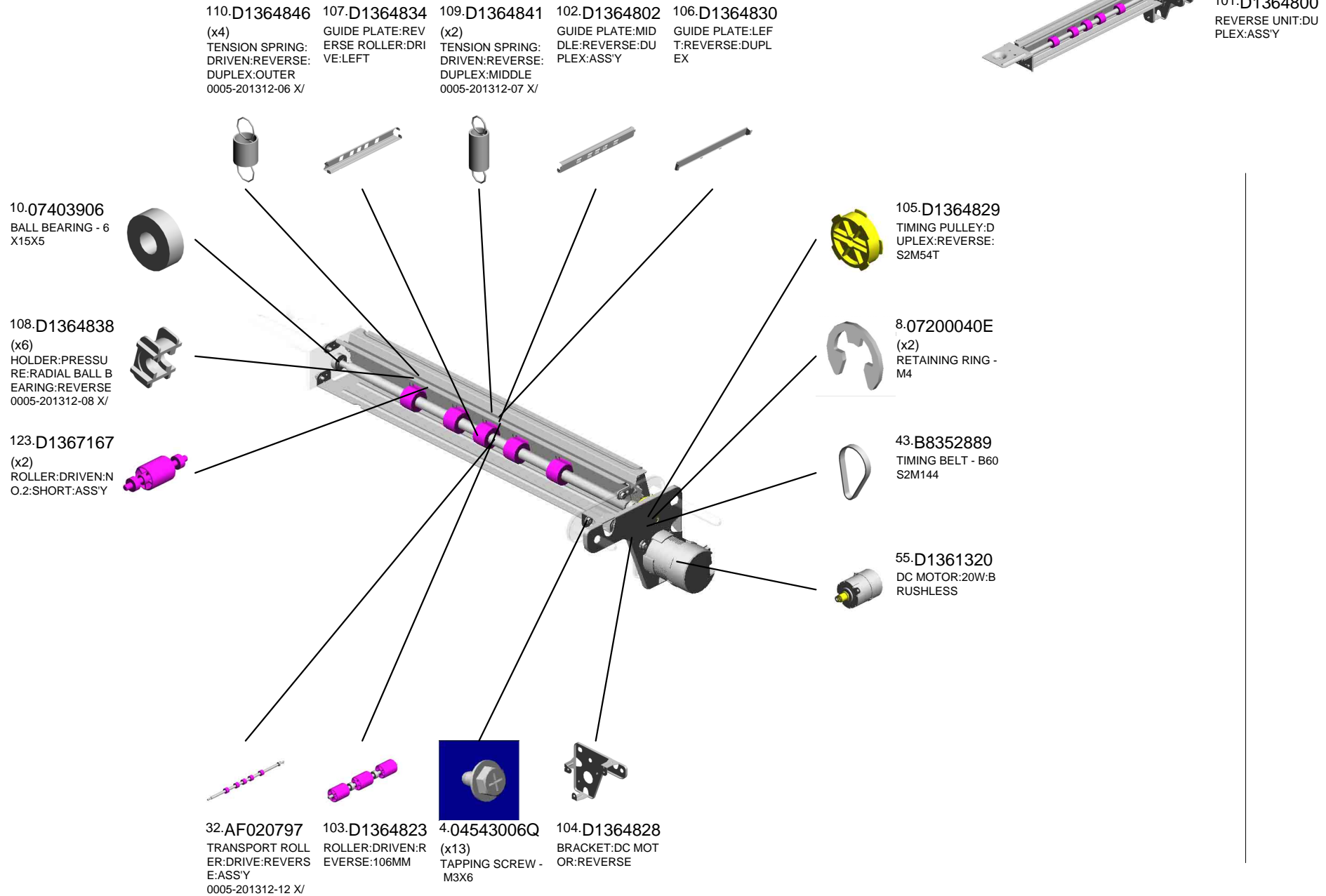


60.D1364578
DUPLEX SUB-UNIT
:ENTRANCE:GATE
PAWL:ASS'Y



U001	U002	U003	U004	U005	U006	U007	U008	U009	U010	U011	U012	U013	U014	U015	U016	U017	U018	U019	U020	U021
------	------	------	------	------	------	------	------	------	------	------	------	------	------	------	------	------	------	------	------	------


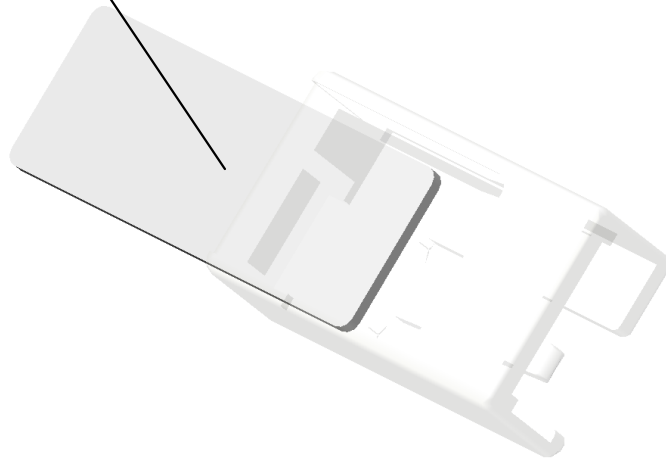
U017_S004
 REVERSE UNIT:DUPLEX:ASS'Y



U001	U002	U003	U004	U005	U006	U007	U008	U009	U010	U011	U012	U013	U014	U015	U016	U017	U018	U019	U020	U021
------	------	------	------	------	------	------	------	------	------	------	------	------	------	------	------	------	------	------	------	------

U017_S005
GRIP:VIBRATING PLATE:RECEIVING SUB-UNIT:LOWER:ASS'Y

122.D1364975
DECAL:GRIP:RECE
IVING SUB-UNIT:L
OWER


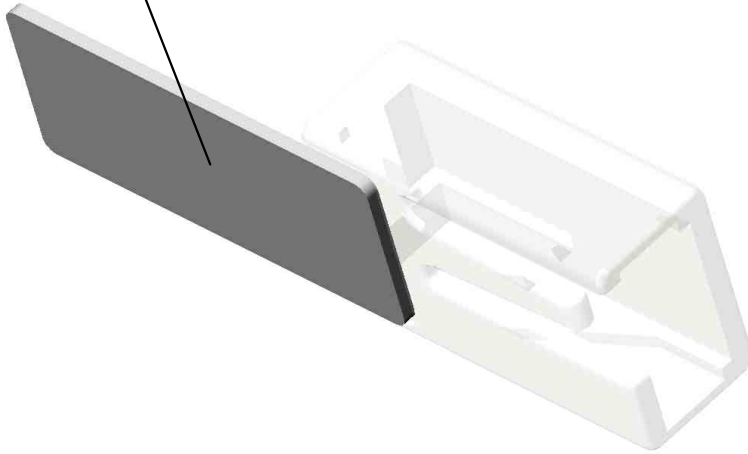


114.D1364921
GRIP:VIBRATING P
LATE:RECEIVING
SUB-UNIT:LOWER:
ASS'Y

U001	U002	U003	U004	U005	U006	U007	U008	U009	U010	U011	U012	U013	U014	U015	U016	U017	U018	U019	U020	U021
------	------	------	------	------	------	------	------	------	------	------	------	------	------	------	------	------	------	------	------	------

U017_S006
GRIP:VIBRATING PLATE:RECEIVING SUB-UNIT:UPPER:ASS'Y

121.D1364974
DECAL:GRIP:RECE
IVING SUB-UNIT:U
PPER



115.D1364922
GRIP:VIBRATING P
LATE:RECEIVING
SUB-UNIT:UPPER:
ASS'Y

U001	U002	U003	U004	U005	U006	U007	U008	U009	U010	U011	U012	U013	U014	U015	U016	U017	U018	U019	U020	U021
------	------	------	------	------	------	------	------	------	------	------	------	------	------	------	------	------	------	------	------	------

U018.MAIN DRIVE

U018_S001
D1361210
DRIVE UNIT:TRANSFER:SEC
OND:ASS'Y

U018_S005
D1361362
DRIVE UNIT:TRANSPORT SU
B-UNIT:CONNECTING:ASS'Y

U018_S007
D1361311
DRIVE UNIT:PAPER FEED S
UB-UNIT:NO.1:ASS'Y

U018_S002
D1361025
MECHANICAL DRIVE SECTIO
N:ON-OFF:INTERMEDIATE T
RANSFER:ASS'Y

U018_S004
D1361034
DRIVE UNIT:USED TONER:U
PPER:ASS'Y

U018_S003
D1361032
DRIVE UNIT:USED TONER:L
OWER:ASS'Y

U018_S009
D1361341
(NA/EU/AA):DRIVE UNIT:PAP
ER FEED SUB-UNIT:NO.2:AS
S'Y

U018_S010
D1361341
(NA/EU/AA):DRIVE UNIT:PAP
ER FEED SUB-UNIT:NO.2:AS
S'Y

U018_S011
D1361341
(NA/EU/AA):DRIVE UNIT:PAP
ER FEED SUB-UNIT:NO.2:AS
S'Y

U018_S006
D1361354
DRIVE UNIT:PAPER EXIT SU
B-UNIT:ASS'Y

U018_S012
D1361321
(CHN):DRIVE UNIT:PAPER F
EED SUB-UNIT:NO.2:ASS'Y

U018_S008
D1361331
DRIVE UNIT:PAPER FEED S
UB-UNIT:NO.3:ASS'Y

U001	U002	U003	U004	U005	U006	U007	U008	U009	U010	U011	U012	U013	U014	U015	U016	U017	U018	U019	U020	U021
------	------	------	------	------	------	------	------	------	------	------	------	------	------	------	------	------	-------------	------	------	------

U018.MAIN DRIVE

U018_S014
D1381014
DRIVE UNIT:PHOTOCONDU
CTOR:ASS'Y

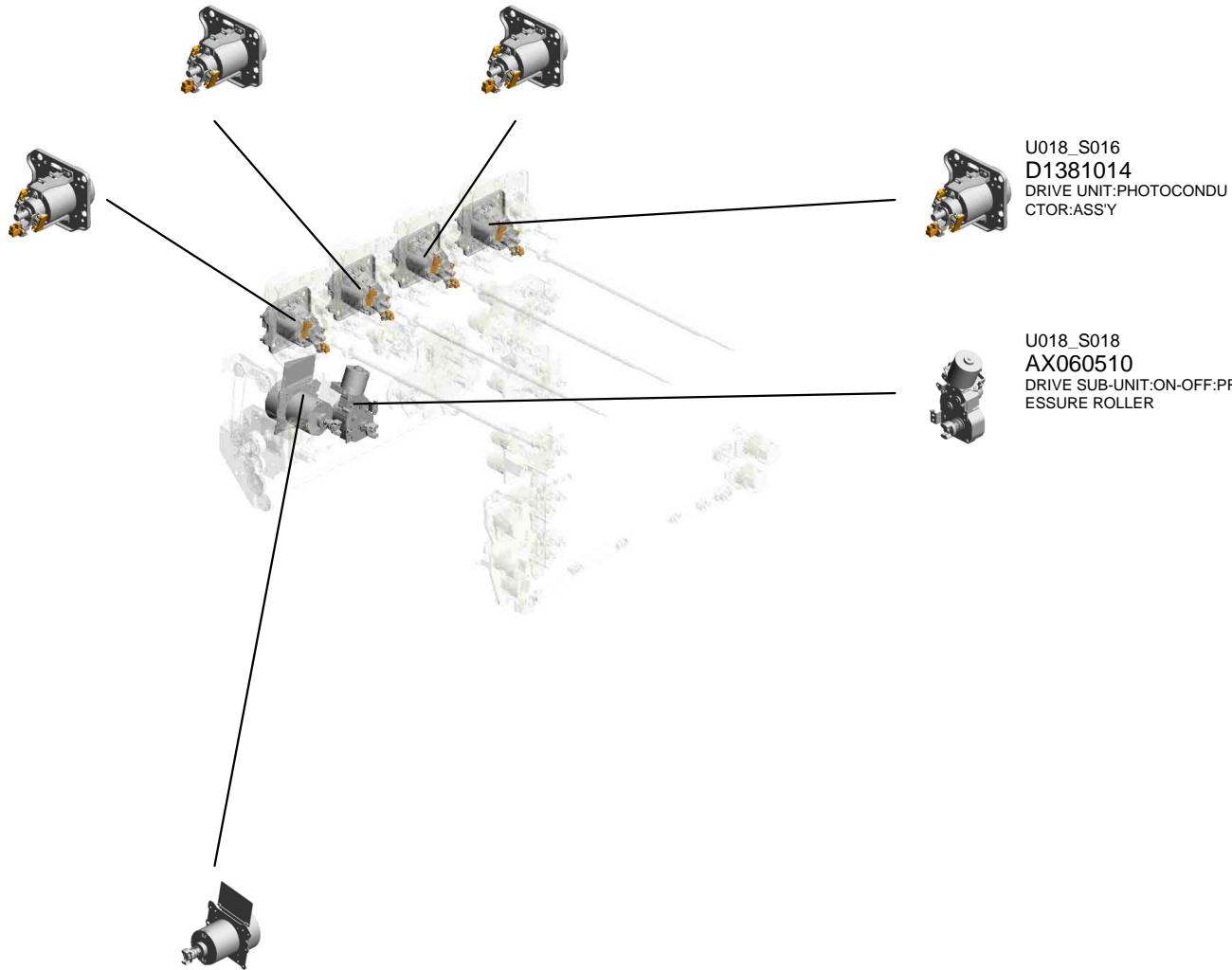
U018_S015
D1381014
DRIVE UNIT:PHOTOCONDU
CTOR:ASS'Y

U018_S013
D1381014
DRIVE UNIT:PHOTOCONDU
CTOR:ASS'Y

U018_S016
D1381014
DRIVE UNIT:PHOTOCONDU
CTOR:ASS'Y

U018_S018
AX060510
DRIVE SUB-UNIT:ON-OFF:PR
ESSURE ROLLER


U018_S017
D2581028
FUSING DRIVE UNIT:GEAR:S
LOW DOWN:ASS'Y



U001	U002	U003	U004	U005	U006	U007	U008	U009	U010	U011	U012	U013	U014	U015	U016	U017	U018	U019	U020	U021
------	------	------	------	------	------	------	------	------	------	------	------	------	------	------	------	------	-------------	------	------	------

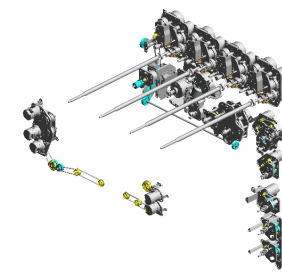
U018_S003.DRIVE UNIT:USED TONER:LOWER:ASS'Y

U018_S003_S001
D1361288
BRACKET:TENSIONER:DRIV
E:USED TONER:ASSY



U001	U002	U003	U004	U005	U006	U007	U008	U009	U010	U011	U012	U013	U014	U015	U016	U017	U018	U019	U020	U021
------	------	------	------	------	------	------	------	------	------	------	------	------	------	------	------	------	------	------	------	------

U018 MAIN DRIVE



- 1.03130040N (x12) SCREW:M3X4
- 18.08046128 (x4) HEXAGONAL BOLT :DOUBLE SCREW: M3X10
- 20.11050760 (x9) CLAMP:LWSM-051 1A
- 6.04543006Q (x45) TAPPING SCREW - M3X6
- 22.11050763 CLAMP:LWS-1211A

4.03603014N
(x4)
SCREW - M3X14

5.04513006N
(x32)
TAPPING SCREW - 3X6

32.07922057C
SYNCHRONOUS B
ELT:40S2M114:CR
202311-01 O/O

52.AB017918
GEAR:REVERSE E
XIT:IDLER:NO.2

11.07200040E
(x3)
RETAINING RING - M4

40.AB011612
GEAR:USED TONE
R:MIDDLE

3.03603006N
(x43)
SCREW - M3X6

42.AB016002
GEAR:Z36

53.AB017919
GEAR:Z26/26T

23.AA043311
TIMING BELT:40S2
M302G

19.11050758
(x5)
CLAMP:LWSM-030
6A

20.11050760
(x8)
CLAMP:LWSM-051
1A

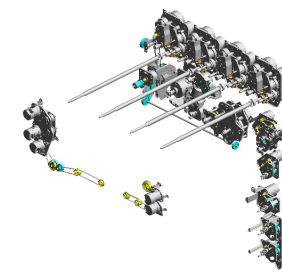
31.AA043694
(x2)
SYNCHRONOUS B
ELT:B40S2M202

12.07200060E
RETAINING RING - M6

25.AA043334
TIMING BELT:40S2
M174

28.AA043660
TIMING BELT:40S2
M172

U018 MAIN DRIVE



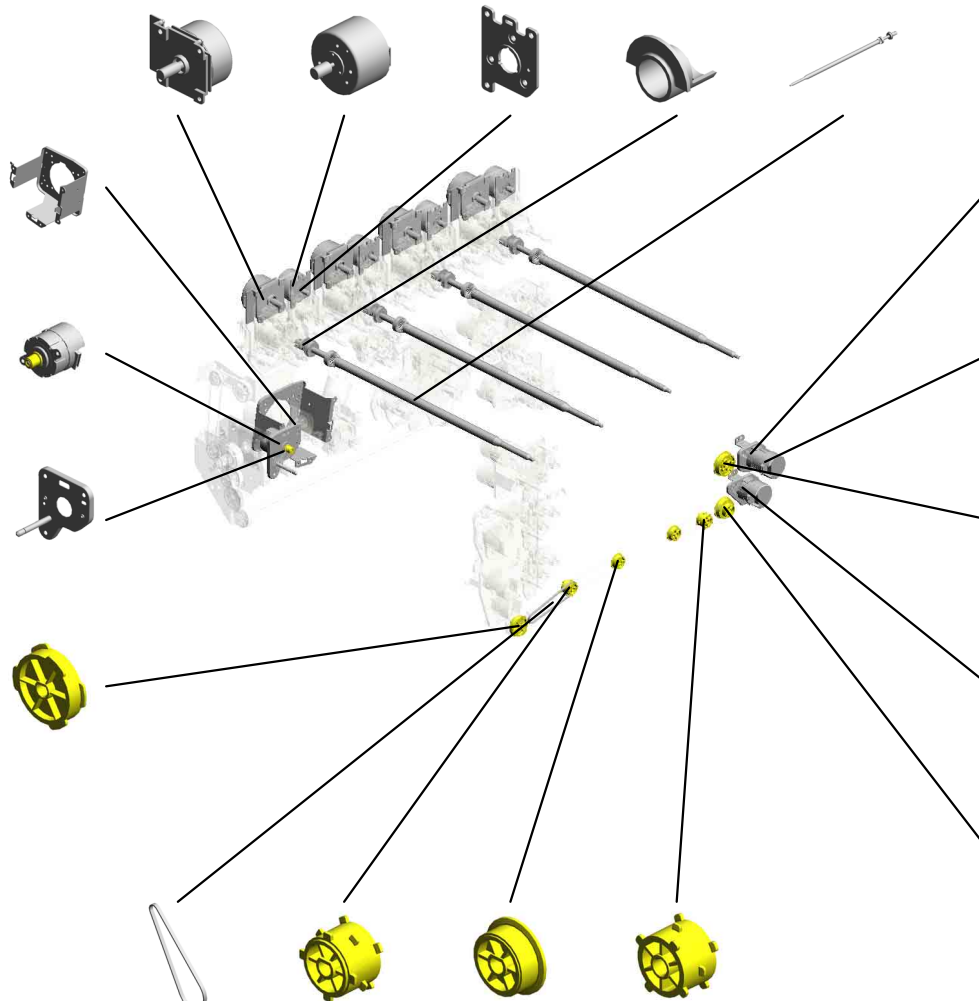
- 81.D1361157 (x4) DC MOTOR:24V:23.1W:BRUSHLESS
- 82.D1361159 (x4) DC MOTOR:24V:8.8W:BRUSHLESS
- 72.D0141265 (x4) BRACKET:DC MOTOR
- 130.D1381137 (x4) FEELER:POSITIONING SENSOR:PHOTOCONDUCTOR
- 80.D1361132 (x4) DRUM SHAFT:ASSY

97.D1361275
BRACKET:DRIVE:FRONT

100.D1361310
(x2)
DC MOTOR:10W:BRUSHLESS

137.D0CN1391
BRACKET:PAPER EXIT SUB-UNIT:REVERSE:NO.2:PEEN 201907-01 X/O

55.AB030866
PULLEY:DUPLX SUB-UNIT:REGISTRATION:S2M54T



109.D1361349
BRACKET:REGISTRATION:DRIVE

103.D1361320
DC MOTOR:20W:BRUSHLESS

56.AB030867
PULLEY:T60

127.D1361398
BRACKET:DUPLX SUB-UNIT:EXIT

61.AB033116
PULLEY:DUPLX SUB-UNIT:54T/36T

131.D4345209
TIMING BELT:B40S2M246

59.AB033114
PULLEY:DUPLX SUB-UNIT:S2M:36T:COUPLING


57.AB030876 (x2)
PULLEY:S2M:36T

60.AB033115
PULLEY:DUPLX SUB-UNIT:IDLER:S2M:36T

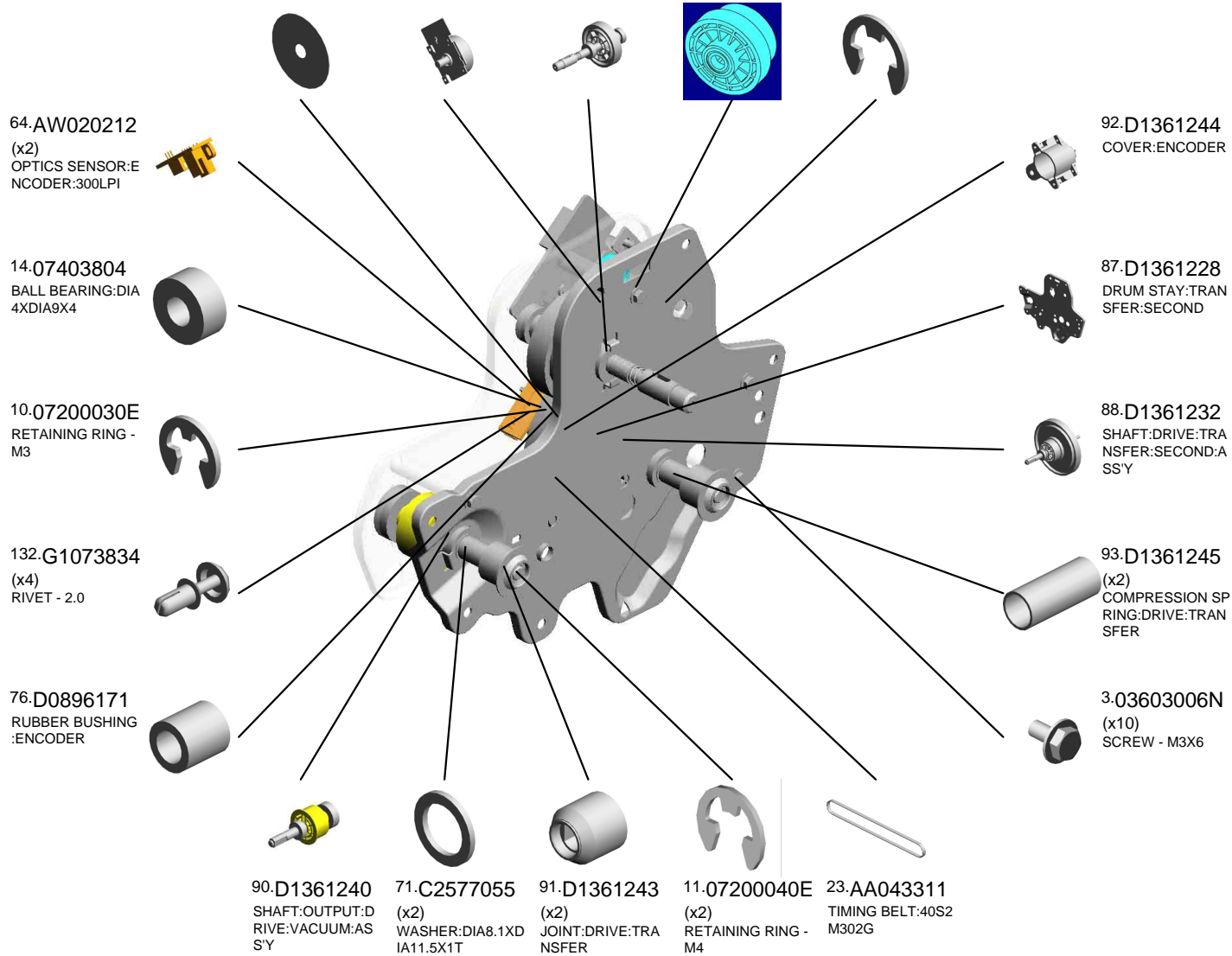
U018_S001

DRIVE UNIT:TRANSFER:SECOND:ASS'Y

- 73.D0CN6141 ENCODER:ASS'Y 202403-01 O/O
- 65.AX060451 DC MOTOR:TRANSFER:SECOND:9.8W:BRUSHLESS
- 89.D1361235 SHAFT:DRIVE:BELT CLEANING:ASS'Y
- 45.AB017839 GEAR:IDLER:BELT CLEANING
- 12.07200060E RETAINING RING - M6





83.D1361210
DRIVE UNIT:TRANSFER:SECOND:ASS'Y



U001	U002	U003	U004	U005	U006	U007	U008	U009	U010	U011	U012	U013	U014	U015	U016	U017	U018	U019	U020	U021
------	------	------	------	------	------	------	------	------	------	------	------	------	------	------	------	------	------	------	------	------

U018_S001
DRIVE UNIT:TRANSFER:SECOND:ASS'Y


133.G1786352
GUIDE PLATE:ENC
ODER



83.D1361210
DRIVE UNIT:TRAN
SFER:SECOND:AS
SY

U001	U002	U003	U004	U005	U006	U007	U008	U009	U010	U011	U012	U013	U014	U015	U016	U017	U018	U019	U020	U021
------	------	------	------	------	------	------	------	------	------	------	------	------	------	------	------	------	------	------	------	------

MECHANICAL DRIVE SECTION:ON-OFF:INTERMEDIATE TRANSFER:ASS'Y



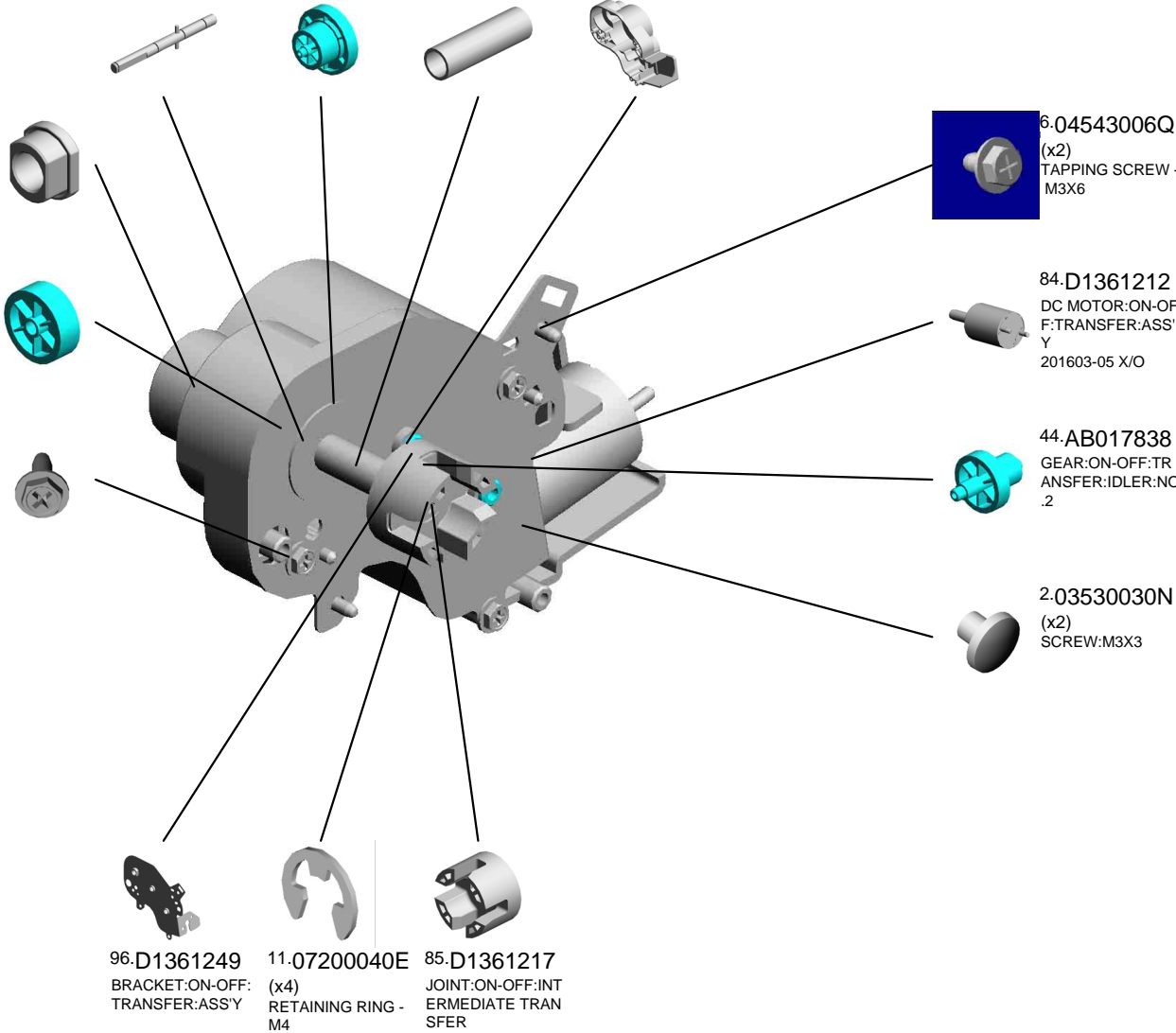
135-D1361025
MECHANICAL DRIVE SECTION:ON-OFF:INTERMEDIATE TRANSFER:ASS'Y

- 86.D1361219 SHAFT:ON-OFF:TRANSFER:ASS'Y
- 43.AB017837 GEAR:ON-OFF:TRANSFER:IDLER:NO.1
- 94.D1361246 COMPRESSION SPRING:DRIVE:ON-OFF:TRANSFER
- 95.D1361247 HOUSING:ON-OFF:TRANSFER

36.AA082173
PLAIN SHAFT BEARING:6X10X6

37.AB011607
GEAR:ON-OFF:TRANSFER

7.04583010N
(x3)
HEXAGON HEAD TAPPING SCREW:3X10



6.04543006Q
(x2)
TAPPING SCREW - M3X6

84.D1361212
DC MOTOR:ON-OFF:TRANSFER:ASS'Y
201603-05 X/O

44.AB017838
GEAR:ON-OFF:TRANSFER:IDLER:NO.2

2.03530030N
(x2)
SCREW:M3X3

- 96.D1361249 BRACKET:ON-OFF:TRANSFER:ASS'Y
- 11.07200040E (x4)
RETAINING RING - M4
- 85.D1361217 JOINT:ON-OFF:INTERMEDIATE TRANSFER

U018_S003

DRIVE UNIT:USED TONER:LOWER:ASS'Y

33.AA061129 TENSION SPRING:
TIGHTENER:DRIVE
:USED TONER

30.AA043693 SYNCHRONOUS B
ELT:40S2M364

11.07200040E (x4)
RETAINING RING -
M4

46.AB017912 GEAR:USED TONE
R:IDLER:NO.1

77.D1361032
DRIVE UNIT:USED
TONER:LOWER:AS
SY

48.AB017914
GEAR:PULLEY:LO
WER:Z33/S2M43T

12.07200060E
RETAINING RING -
M6

63.AW020198
PHOTOINTERRUP
TOR:LG2A14NL1

19.11050758
(x2)
CLAMP:LWSM-030
6A

38.AB011610
GEAR:USED TONE
R:IDLER:NO.3

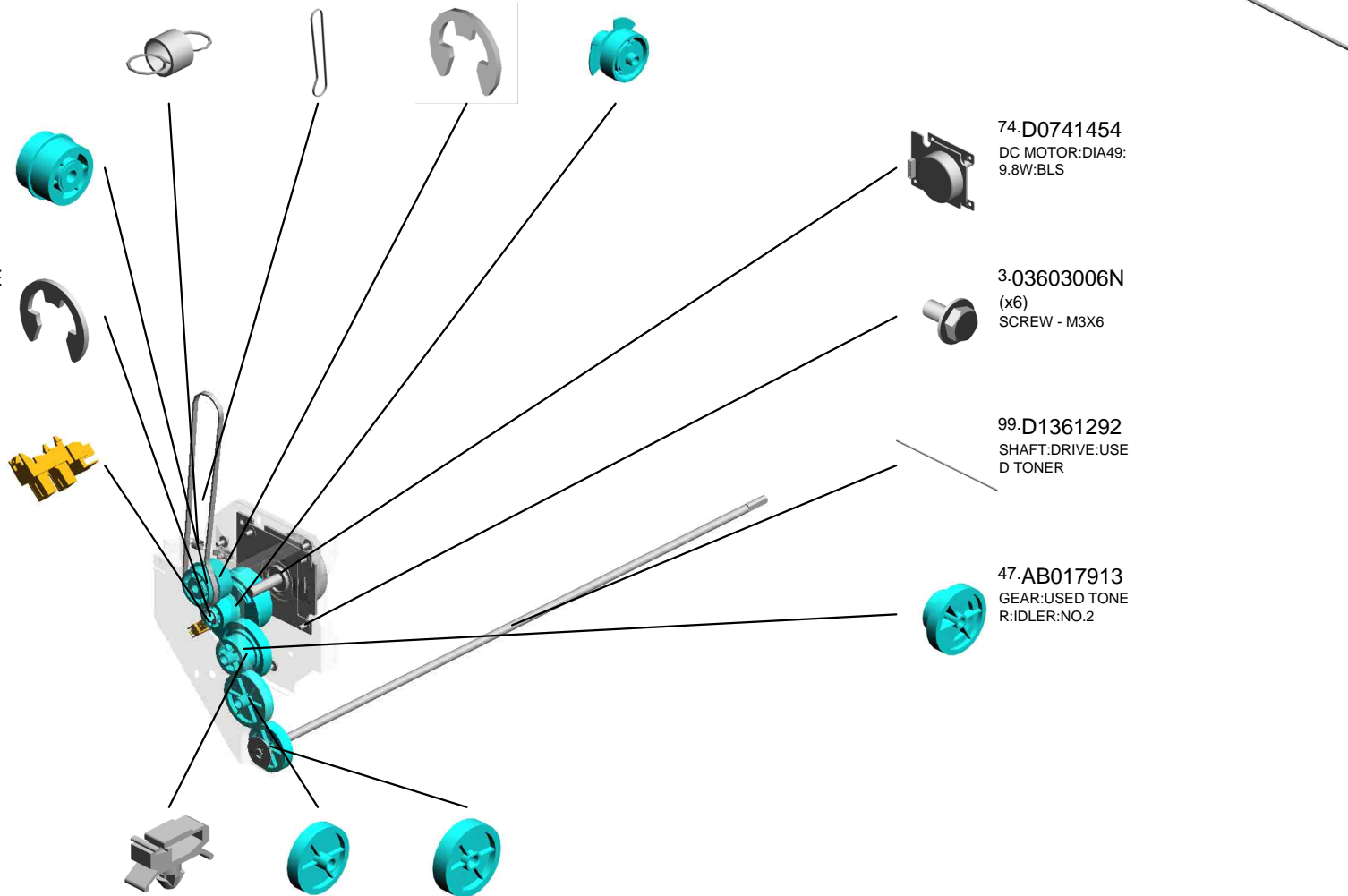
39.AB011611
GEAR:USED TONE
R:DRIVE:LOWER

74.D0741454
DC MOTOR:DIA49:
9.8W:BLS

3.03603006N
(x6)
SCREW - M3X6

99.D1361292
SHAFT:DRIVE:USE
D TONER

47.AB017913
GEAR:USED TONE
R:IDLER:NO.2


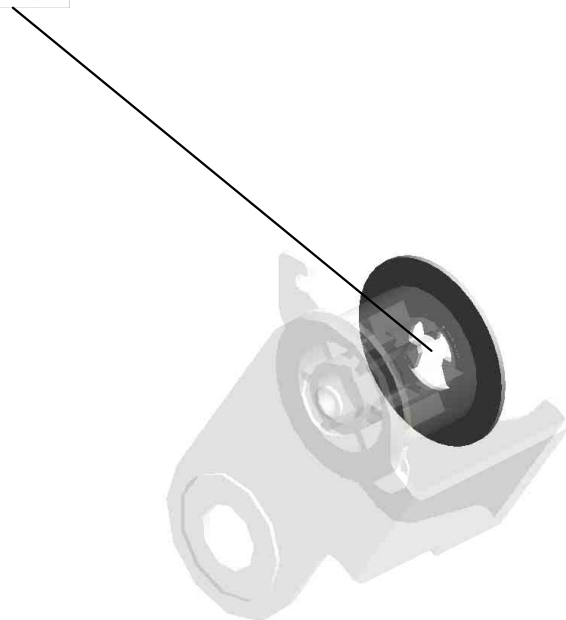


U001	U002	U003	U004	U005	U006	U007	U008	U009	U010	U011	U012	U013	U014	U015	U016	U017	U018	U019	U020	U021
------	------	------	------	------	------	------	------	------	------	------	------	------	------	------	------	------	------	------	------	------

U018_S003_S001

BRACKET:TENSIONER:DRIVE:USED TONER:ASS'Y

11.07200040E
RETAINING RING -
M4



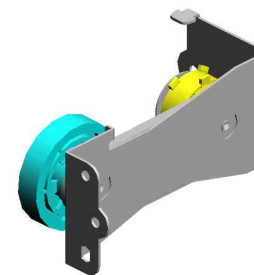
98.D1361288
BRACKET:TENSIO
NER:DRIVE:USED
TONER:ASS'Y

U001	U002	U003	U004	U005	U006	U007	U008	U009	U010	U011	U012	U013	U014	U015	U016	U017	U018	U019	U020	U021
------	------	------	------	------	------	------	------	------	------	------	------	------	------	------	------	------	------	------	------	------

U018_S004

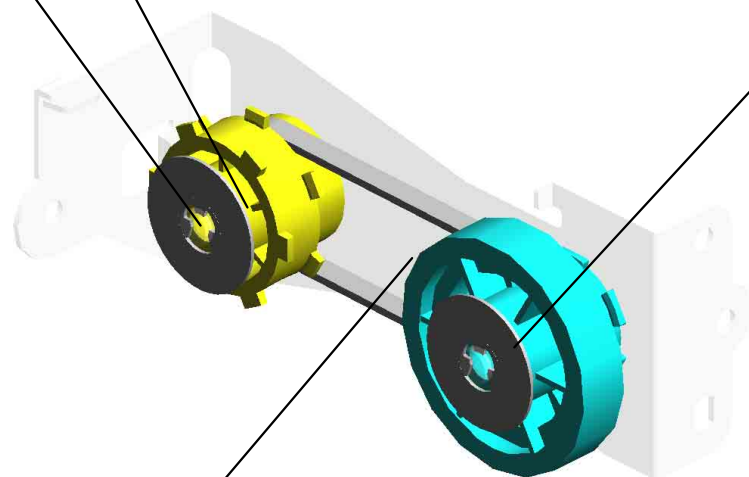
DRIVE UNIT:USED TONER:UPPER:ASS'Y

58.AB033113
TIMING PULLEY:S2
M41T:S2M33T



78.D1361034
DRIVE UNIT:USED
TONER:UPPER:AS
SY

11.07200040E
(x2)
RETAINING RING -
M4




49.AB017915
GEAR:PULLEY:US
ED TONER:UPPER:
Z37/S2M31T



29.AA043692
SYNCHRONOUS B
ELT:40S2M182

U001	U002	U003	U004	U005	U006	U007	U008	U009	U010	U011	U012	U013	U014	U015	U016	U017	U018	U019	U020	U021
------	------	------	------	------	------	------	------	------	------	------	------	------	------	------	------	------	------	------	------	------



114.D1361362
DRIVE UNIT:TRANSPORT SUB-UNIT:CONNECTING:ASS'Y

- 24.AA043325 TIMING BELT - B40 S2M250
- 70.B8301456 TIMING BELT - 40S 2M190
- 116.D1361370 SHAFT:MANUAL FEED UNIT:CONNECTING
- 54.AB030865 PULLEY:S2M:54T/27T
- 118.D1361374 (x2) SHAFT:MANUAL FEED UNIT

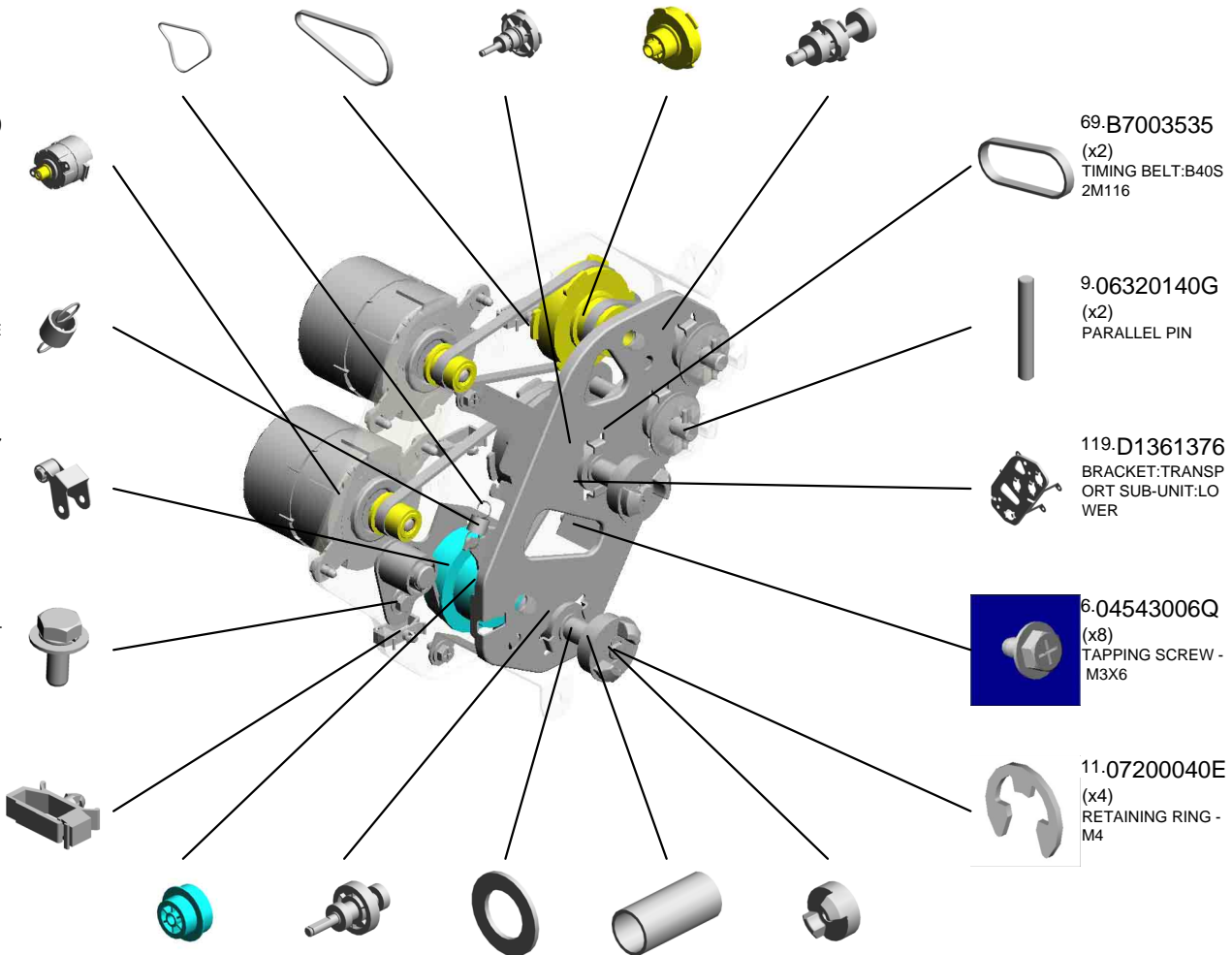
100.D1361310 (x2) DC MOTOR:10W:BRUSHLESS

34.AA061130 TENSION SPRING:TIGHTENER:DRIVE:TRANSPORT

115.D1361367 BRACKET:TENSION

17.08046123 HEXAGONAL BOLT:W/WASHER:M3X8

20.11050760 (x3) CLAMP:LWSM-051 1A



69.B7003535 (x2) TIMING BELT:B40S 2M116

9.06320140G (x2) PARALLEL PIN

119.D1361376 BRACKET:TRANSPORT SUB-UNIT:LOWER



6.04543006Q (x8) TAPPING SCREW - M3X6

11.07200040E (x4) RETAINING RING - M4

- 51.AB017917 GEAR:IDLER:48T/28
- 117.D1361372 SHAFT:JOINT UNIT
- 67.B0442316 (x2) CLUTCH SPACER
- 35.AA063715 (x2) COMPRESSION SPRING:JOINT:CONNECTING-DRIVE SUB-UNIT
- 120.D1361377 (x2) JOINT:DRIVE:MANUAL FEED SUB-UNIT

U018_S005
DRIVE UNIT:TRANSPORT SUB-UNIT:CONNECTING:ASS'Y

121.D1361378
(x2)
JOINT:DRIVE:MAN
UAL FEED SUB-UN
IT




114.D1361362
DRIVE UNIT:TRAN
SPORT SUB-UNIT:
CONNECTING:ASS
Y

U001	U002	U003	U004	U005	U006	U007	U008	U009	U010	U011	U012	U013	U014	U015	U016	U017	U018	U019	U020	U021
------	------	------	------	------	------	------	------	------	------	------	------	------	------	------	------	------	------	------	------	------

U018_S006

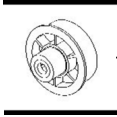
DRIVE UNIT:PAPER EXIT SUB-UNIT:ASS'Y



122.D1361354
DRIVE UNIT:PAPE
R EXIT SUB-UNIT:A
SS'Y
201409-17 X/O

21.11050761 (x2) CLAMP:LWS-0511A
26.AA043621 (x2) TIMING BELT - 60S 2M156
124.D1361359 SHAFT:DRIVE:PAP ER EXIT SUB-UNIT: ASS'Y 201407-10 X/O

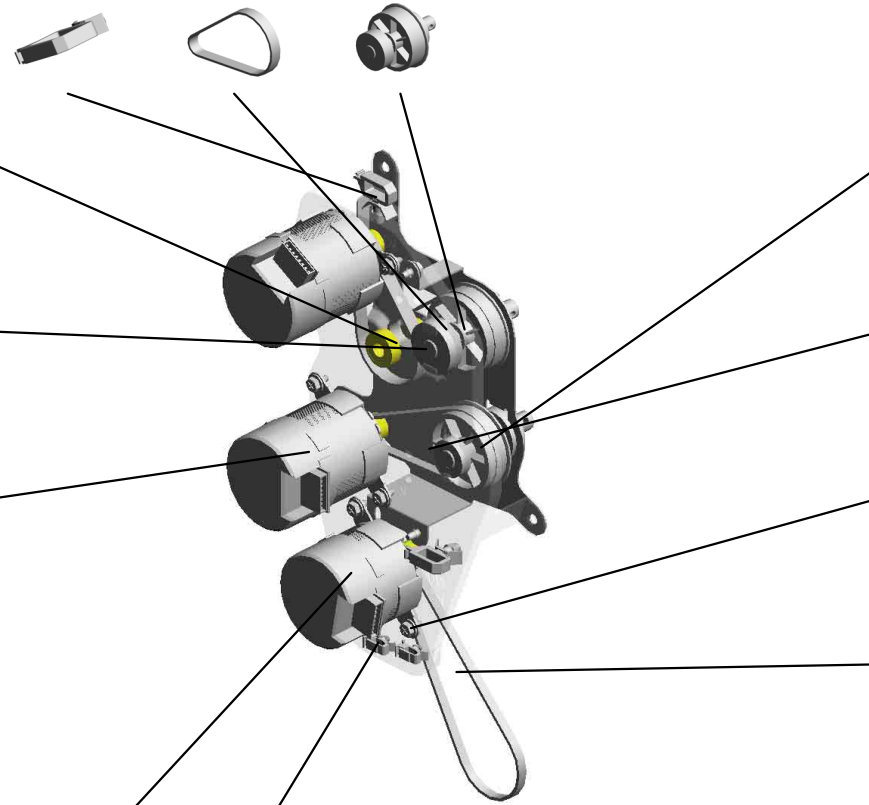
62.AB033117
PULLEY:IDLER:EXI
T



125.D1361388
DRUM STAY:DRIV
E:EXIT



103.D1361320
(x2)
DC MOTOR:20W:B
RUSHLESS



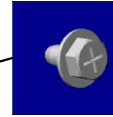
123.D1361394
SHAFT:DRIVE:PAP
ER EXIT SUB-UNIT:
ENTRANCE:ASS'Y
201407-09 X/O



70.B8301456
TIMING BELT - 40S
2M190



6.04543006Q
(x9)
TAPPING SCREW -
M3X6



131.D4345209
TIMING BELT:B40S
2M246



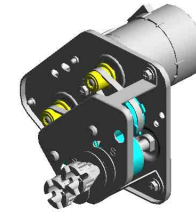
100.D1361310 DC MOTOR:10W:B RUSHLESS
19.11050758 (x2) CLAMP:LWSM-030 6A



U018_S007

DRIVE UNIT:PAPER FEED SUB-UNIT:NO.1:ASS'Y

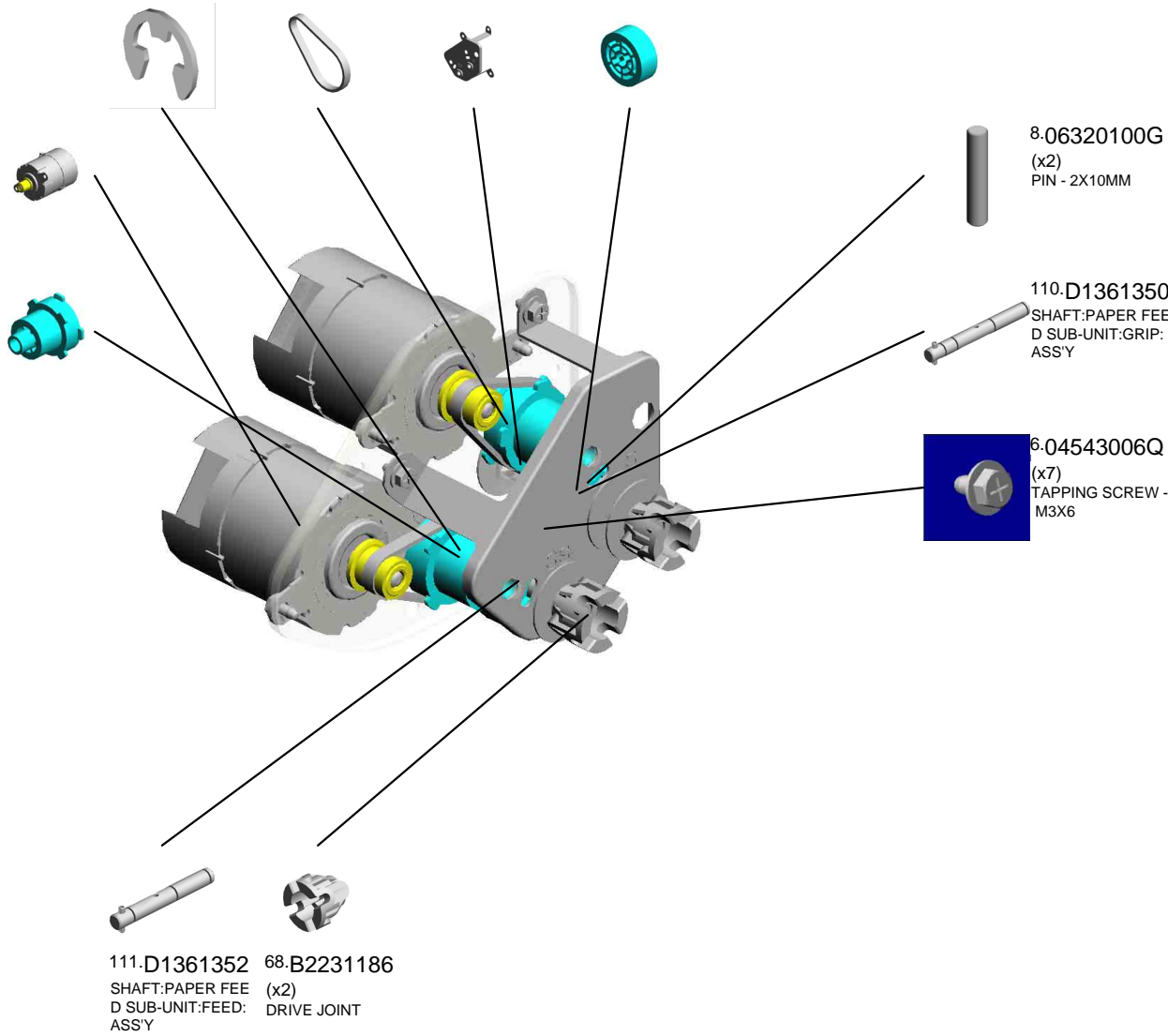
- 11.07200040E (x7) RETAINING RING - M4
- 75.D0894466 (x2) SYNCHRONOUS BELT:S2M:104
- 102.D1361317 DRUM STAY:PAPE R FEED SUB-UNIT: NO.1
- 41.AB011616 (x2) GEAR:PAPER FEED SUB-UNIT



101.D1361311
DRIVE UNIT:PAPE R FEED SUB-UNIT: NO.1:ASS'Y

103.D1361320 (x2) DC MOTOR:20W:B RUSHLESS

50.AB017916 (x2) GEAR:PAPER FEED SUB-UNIT:IDLER




U001	U002	U003	U004	U005	U006	U007	U008	U009	U010	U011	U012	U013	U014	U015	U016	U017	U018	U019	U020	U021
------	------	------	------	------	------	------	------	------	------	------	------	------	------	------	------	------	------	------	------	------

U018_S008

DRIVE UNIT:PAPER FEED SUB-UNIT:NO.3:ASS'Y

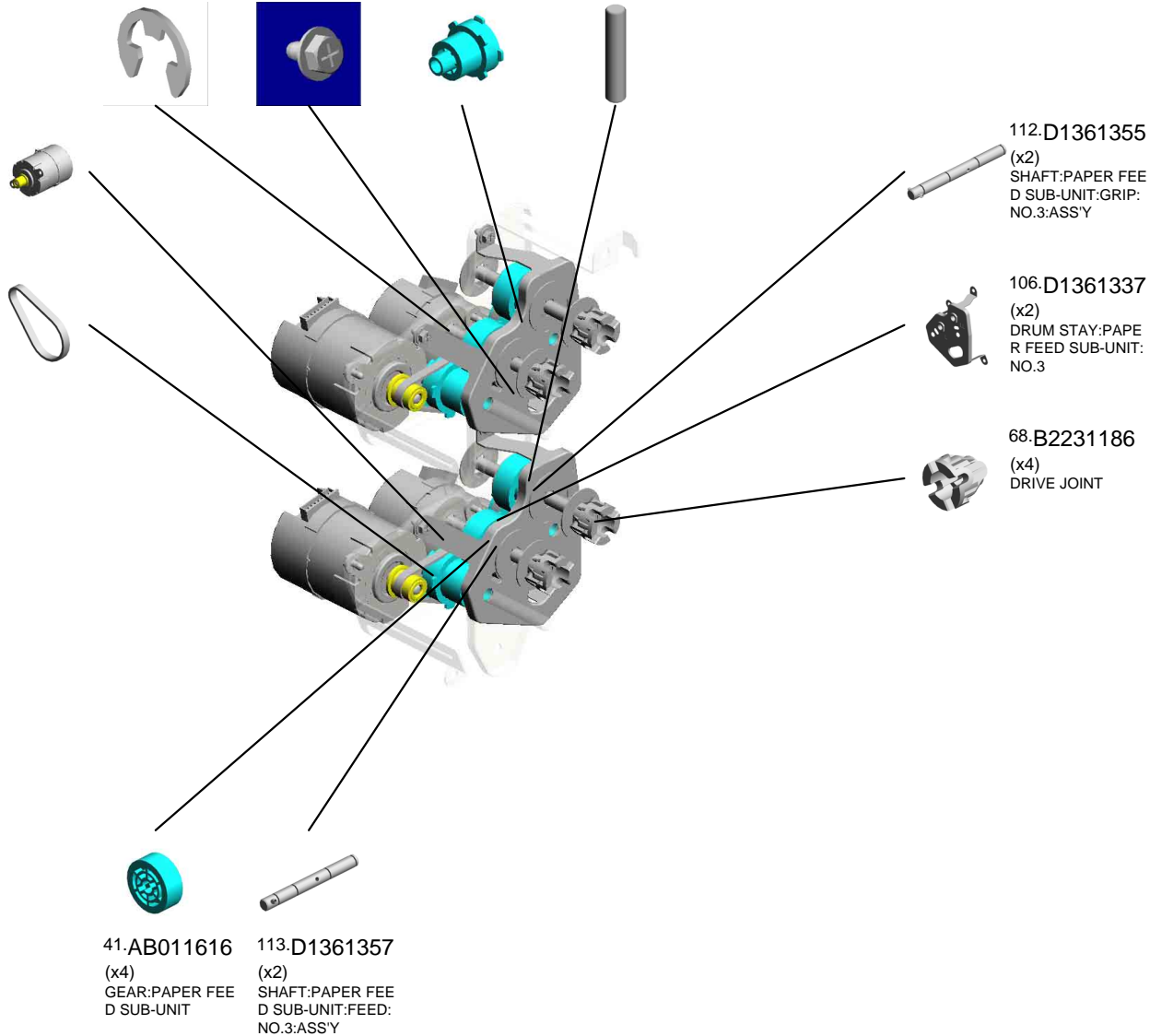
11.07200040E (x16) RETAINING RING - M4
6.04543006Q (x14) TAPPING SCREW - M3X6
50.AB017916 (x4) GEAR:PAPER FEED SUB-UNIT:IDLER
8.06320100G (x4) PIN - 2X10MM



105.D1361331
DRIVE UNIT:PAPE
R FEED SUB-UNIT:
NO.3:ASS'Y

103.D1361320
(x4)
DC MOTOR:20W:B
RUSHLESS

75.D0894466
(x4)
SYNCHRONOUS B
ELT:S2M:104



112.D1361355
(x2)
SHAFT:PAPER FEED
D SUB-UNIT:GRIP:
NO.3:ASS'Y

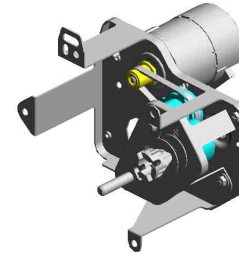
106.D1361337
(x2)
DRUM STAY:PAPE
R FEED SUB-UNIT:
NO.3

68.B2231186
(x4)
DRIVE JOINT

41.AB011616 (x4) GEAR:PAPER FEED SUB-UNIT
113.D1361357 (x2) SHAFT:PAPER FEED SUB-UNIT:FEED: NO.3:ASS'Y

U018_S009
 (NA/EU/AA):DRIVE UNIT:PAPER FEED SUB-UNIT:NO.2:ASS'Y

27.AA043637 TIMING BELT - 40S
2M124
 11.07200040E (x4)
RETAINING RING -
M4
 50.AB017916 GEAR:PAPER FEE
D SUB-UNIT:IDLER
 6.04543006Q (x5)
TAPPING SCREW -
M3X6



107.D1361341
 (NA/EU/AA):DRIVE
 UNIT:PAPER FEED
 SUB-UNIT:NO.2:A
 SS'Y

103.D1361320
 DC MOTOR:20W:B
 RUSHLESS



104.D1361328
 DRUM STAY:PAPE
 R FEED SUB-UNIT:
 NO.2
 201705-10 X/X



41.AB011616
 GEAR:PAPER FEE
 D SUB-UNIT

110.D1361350
 SHAFT:PAPER FEE
 D SUB-UNIT:GRIP:
 ASSY



36.AA082173
 (x2)
 PLAIN SHAFT BEA
 RING:6X10X6



68.B2231186
 DRIVE JOINT

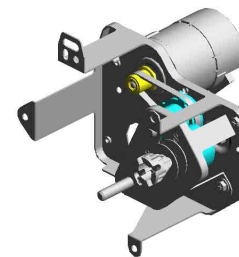


8.06320100G
 PIN - 2X10MM



U018_S010
 (NA/EU/AA):DRIVE UNIT:PAPER FEED SUB-UNIT:NO.2:ASS'Y

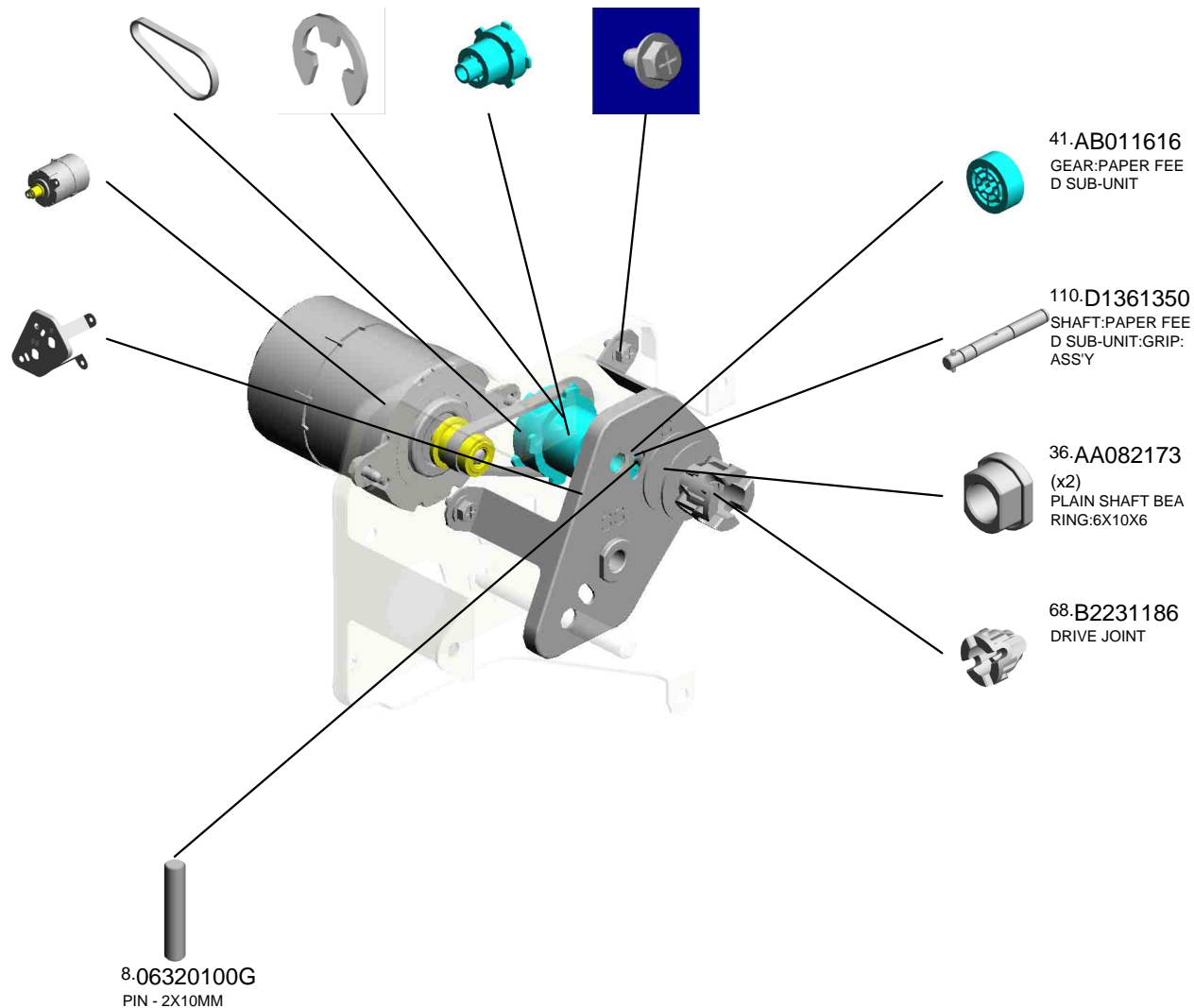
27-AA043637 TIMING BELT - 40S
 2M124
 11.07200040E (x4)
 RETAINING RING -
 M4
 50.AB017916 GEAR:PAPER FEE
 D SUB-UNIT:IDLER
 6.04543006Q (x5)
 TAPPING SCREW -
 M3X6



107.D1361341
 (NA/EU/AA):DRIVE
 UNIT:PAPER FEED
 SUB-UNIT:NO.2:A
 SS'Y

103.D1361320
 DC MOTOR:20W:B
 RUSHLESS

104.D1361328
 DRUM STAY:PAPE
 R FEED SUB-UNIT:
 NO.2
 201705-10 X/X



41.AB011616
 GEAR:PAPER FEE
 D SUB-UNIT

110.D1361350
 SHAFT:PAPER FEE
 D SUB-UNIT:GRIP:
 ASSY

36.AA082173
 (x2)
 PLAIN SHAFT BEA
 RING:6X10X6

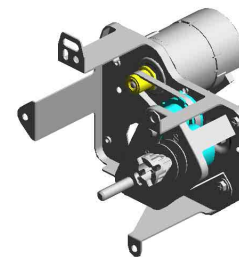
68.B2231186
 DRIVE JOINT

8.06320100G
 PIN - 2X10MM

U001	U002	U003	U004	U005	U006	U007	U008	U009	U010	U011	U012	U013	U014	U015	U016	U017	U018	U019	U020	U021
------	------	------	------	------	------	------	------	------	------	------	------	------	------	------	------	------	------	------	------	------

U018_S011
 (NA/EU/AA):DRIVE UNIT:PAPER FEED SUB-UNIT:NO.2:ASS'Y

27.AA043637 TIMING BELT - 40S
2M124
 11.07200040E (x4)
RETAINING RING -
M4
 50.AB017916 GEAR:PAPER FEE
D SUB-UNIT:IDLER
 6.04543006Q (x5)
TAPPING SCREW -
M3X6



107.D1361341
 (NA/EU/AA):DRIVE
 UNIT:PAPER FEED
 SUB-UNIT:NO.2:A
 SS'Y

103.D1361320
 DC MOTOR:20W:B
 RUSHLESS



104.D1361328
 DRUM STAY:PAPE
 R FEED SUB-UNIT:
 NO.2
 201705-10 X/X



41.AB011616
 GEAR:PAPER FEE
 D SUB-UNIT

110.D1361350
 SHAFT:PAPER FEE
 D SUB-UNIT:GRIP:
 ASSY



36.AA082173
 (x2)
 PLAIN SHAFT BEA
 RING:6X10X6



68.B2231186
 DRIVE JOINT



8.06320100G
 PIN - 2X10MM



U001	U002	U003	U004	U005	U006	U007	U008	U009	U010	U011	U012	U013	U014	U015	U016	U017	U018	U019	U020	U021
------	------	------	------	------	------	------	------	------	------	------	------	------	------	------	------	------	------	------	------	------

U018_S012

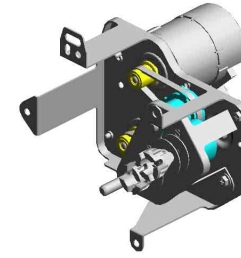
(CHN):DRIVE UNIT:PAPER FEED SUB-UNIT:NO.2:ASS'Y

27.AA043637 TIMING BELT - 40S
2M124

11.07200040E (x7)
RETAINING RING -
M4

50.AB017916 (x2)
GEAR:PAPER FEE
D SUB-UNIT:IDLER

6.04543006Q (x7)
TAPPING SCREW -
M3X6

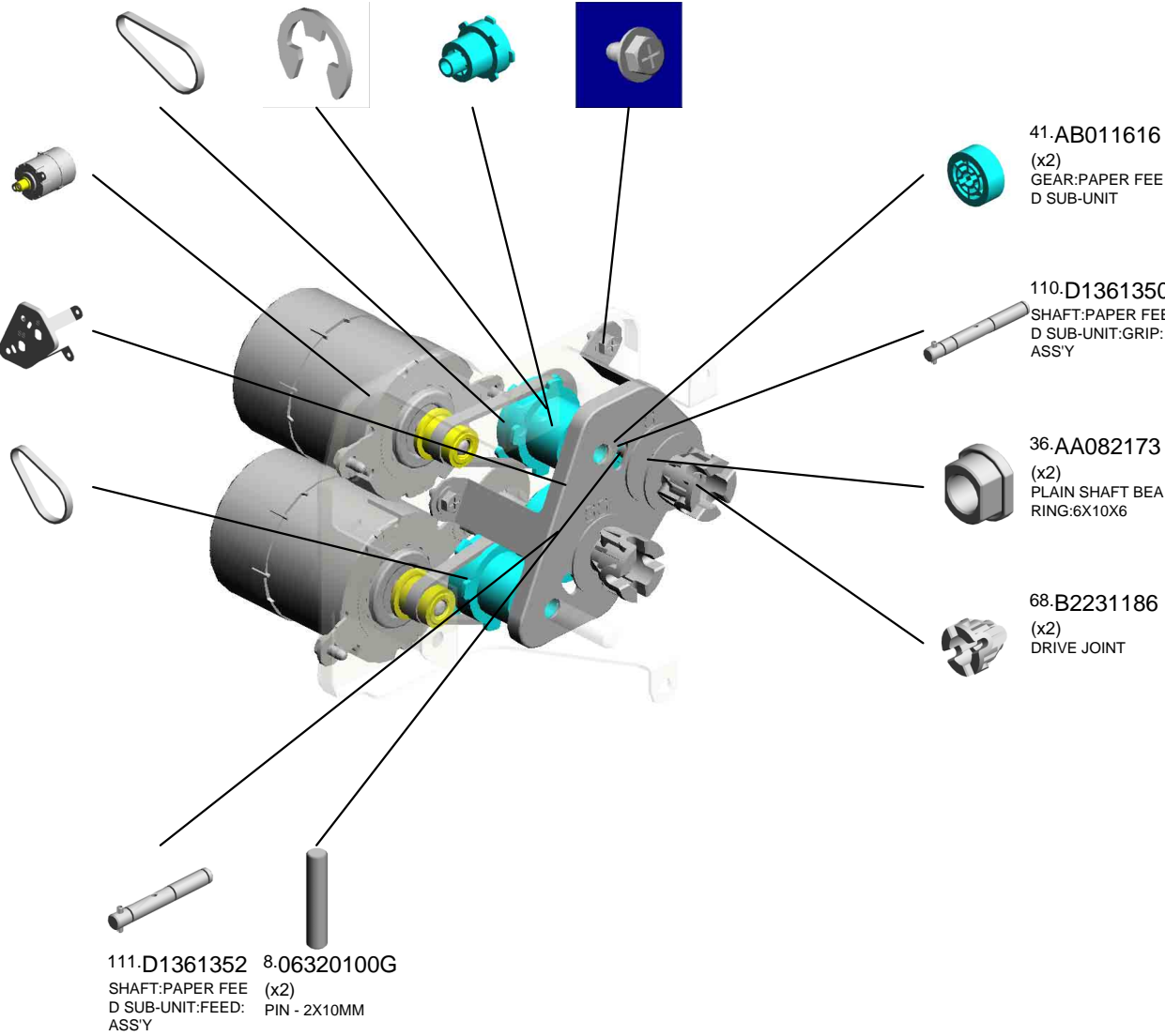


134.D1361321
(CHN):DRIVE UNIT:
PAPER FEED SUB-
UNIT:NO.2:ASS'Y

103.D1361320
(x2)
DC MOTOR:20W:B
RUSHLESS

104.D1361328
DRUM STAY:PAPE
R FEED SUB-UNIT:
NO.2
201705-09 X/X


75.D0894466
SYNCHRONOUS B
ELT:S2M:104




U001	U002	U003	U004	U005	U006	U007	U008	U009	U010	U011	U012	U013	U014	U015	U016	U017	U018	U019	U020	U021
------	------	------	------	------	------	------	------	------	------	------	------	------	------	------	------	------	------	------	------	------

U018_S013
DRIVE UNIT:PHOTOCONDUCTOR:ASS'Y

19.11050758
(x2)
CLAMP:LWSM-030
6A



128.D1381014
DRIVE UNIT:PHOT
OCONDUCTOR:AS
SY




79.D1361100
DRUM:GEAR:SLO
W DOWN:ASS'Y

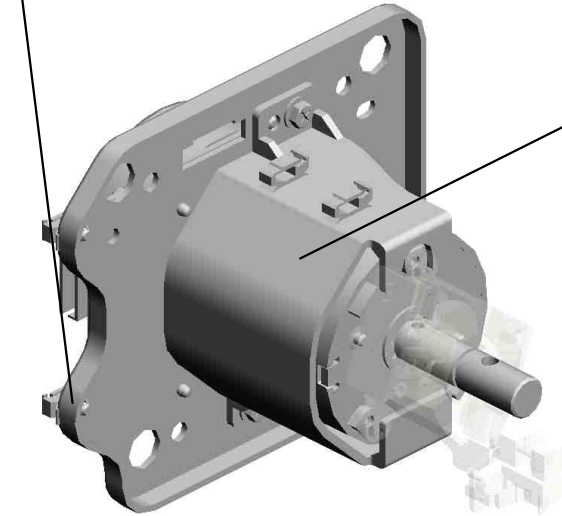
U001	U002	U003	U004	U005	U006	U007	U008	U009	U010	U011	U012	U013	U014	U015	U016	U017	U018	U019	U020	U021
------	------	------	------	------	------	------	------	------	------	------	------	------	------	------	------	------	------	------	------	------

U018_S014
DRIVE UNIT:PHOTOCONDUCTOR:ASS'Y

19.11050758
(x2)
CLAMP:LWSM-030
6A



128.D1381014
DRIVE UNIT:PHOT
OCONDUCTOR:AS
SY




79.D1361100
DRUM:GEAR:SLO
W DOWN:ASS'Y


U001	U002	U003	U004	U005	U006	U007	U008	U009	U010	U011	U012	U013	U014	U015	U016	U017	U018	U019	U020	U021
------	------	------	------	------	------	------	------	------	------	------	------	------	------	------	------	------	------	------	------	------

U018_S015
DRIVE UNIT:PHOTOCONDUCTOR:ASS'Y

19.11050758
(x2)
CLAMP:LWSM-030
6A



128.D1381014
DRIVE UNIT:PHOT
OCONDUCTOR:AS
SY




79.D1361100
DRUM:GEAR:SLO
W DOWN:ASS'Y


U001	U002	U003	U004	U005	U006	U007	U008	U009	U010	U011	U012	U013	U014	U015	U016	U017	U018	U019	U020	U021
------	------	------	------	------	------	------	------	------	------	------	------	------	------	------	------	------	------	------	------	------

U018_S016
DRIVE UNIT:PHOTOCONDUCTOR:ASS'Y

19.11050758
(x2)
CLAMP:LWSM-030
6A



128.D1381014
DRIVE UNIT:PHOT
OCONDUCTOR:AS
SY




79.D1361100
DRUM:GEAR:SLO
W DOWN:ASS'Y

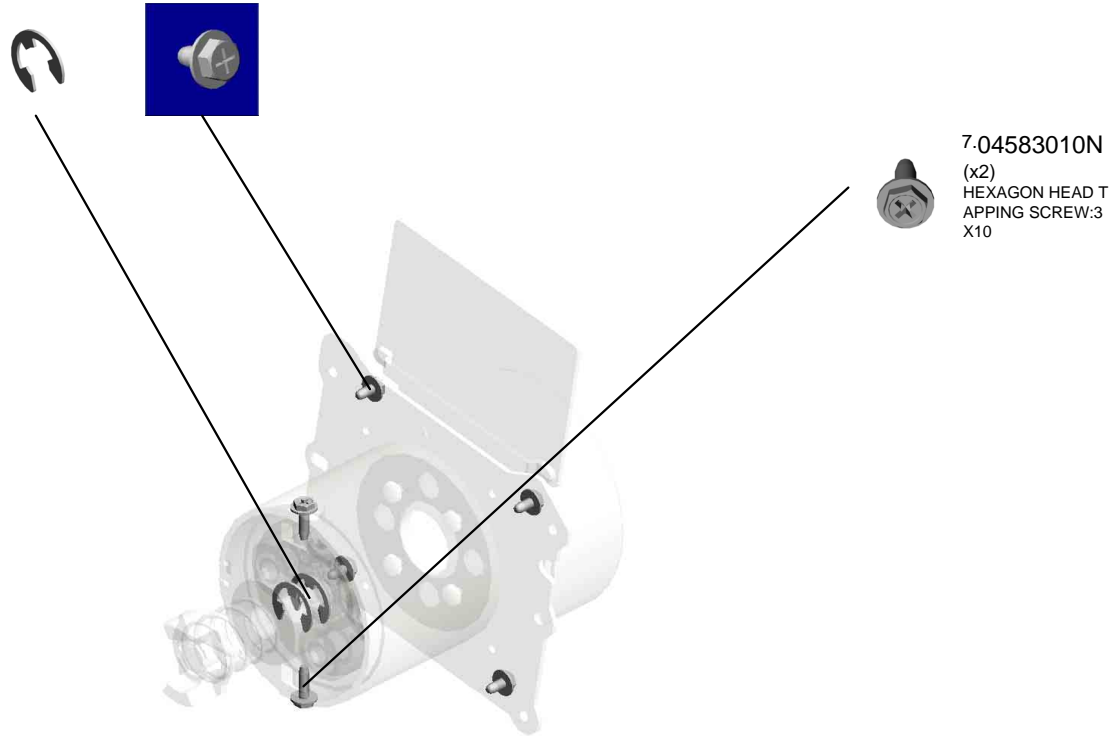
U001	U002	U003	U004	U005	U006	U007	U008	U009	U010	U011	U012	U013	U014	U015	U016	U017	U018	U019	U020	U021
------	------	------	------	------	------	------	------	------	------	------	------	------	------	------	------	------	------	------	------	------

U018_S017
 FUSING DRIVE UNIT:GEAR:SLOW DOWN:ASS'Y

13.07200080E 6.04543006Q
 (x2) (x4)
 RETAINING RING - TAPPING SCREW -
 M8 M3X6




136-D2581028
 [A]
 FUSING DRIVE UNI
 T:GEAR:SLOW DO
 WN:ASS'Y
 201805-09 O/O



D1381028
 [A]
 FUSING DRIVE UNI
 T:GEAR:SLOW DO
 WN:ASS'Y
 201805-09 O/O

U001	U002	U003	U004	U005	U006	U007	U008	U009	U010	U011	U012	U013	U014	U015	U016	U017	U018	U019	U020	U021
------	------	------	------	------	------	------	------	------	------	------	------	------	------	------	------	------	------	------	------	------

U018_S018
DRIVE SUB-UNIT:ON-OFF:PRESSURE ROLLER

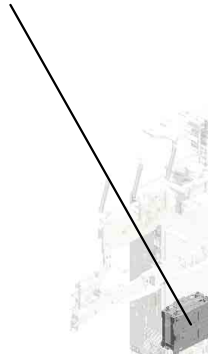


66.AX060510
DRIVE SUB-UNIT:O
N-OFF:PRESSURE
ROLLER
201601-05 X/O

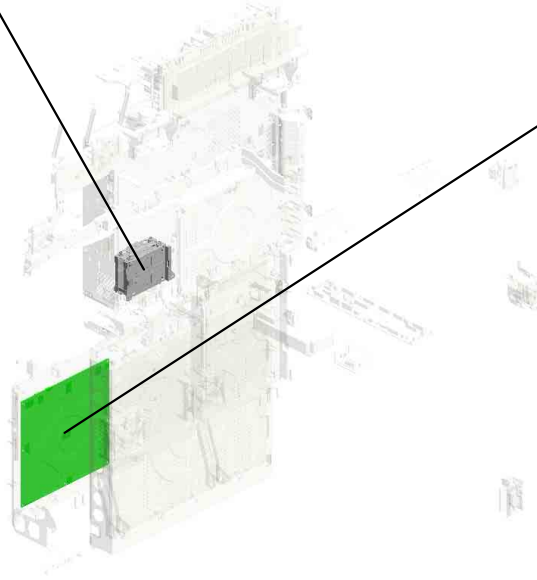

U001	U002	U003	U004	U005	U006	U007	U008	U009	U010	U011	U012	U013	U014	U015	U016	U017	U018	U019	U020	U021
------	------	------	------	------	------	------	------	------	------	------	------	------	------	------	------	------	-------------	------	------	------

U019.ELECTRICAL

U019_S002
D1365977
HDD:ASS'Y



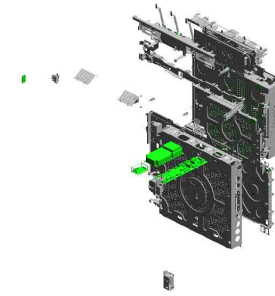
U019_S001
D1365465
AC CONTROL BOARD:200V



U001	U002	U003	U004	U005	U006	U007	U008	U009	U010	U011	U012	U013	U014	U015	U016	U017	U018	U019	U020	U021
------	------	------	------	------	------	------	------	------	------	------	------	------	------	------	------	------	------	------	------	------

U019 ELECTRICAL

- 7.04583010N (x2) HEXAGON HEAD TAPPING SCREW:3 X10
- 21.11050758 (x7) CLAMP:LWSM-030 6A
- 23.11050761 (x4) CLAMP:LWS-0511A
- 17.11050532 (x2) EDGE SADDLE - L ES-25L
- 18.11050692 (x4) CLAMP:LES-0503



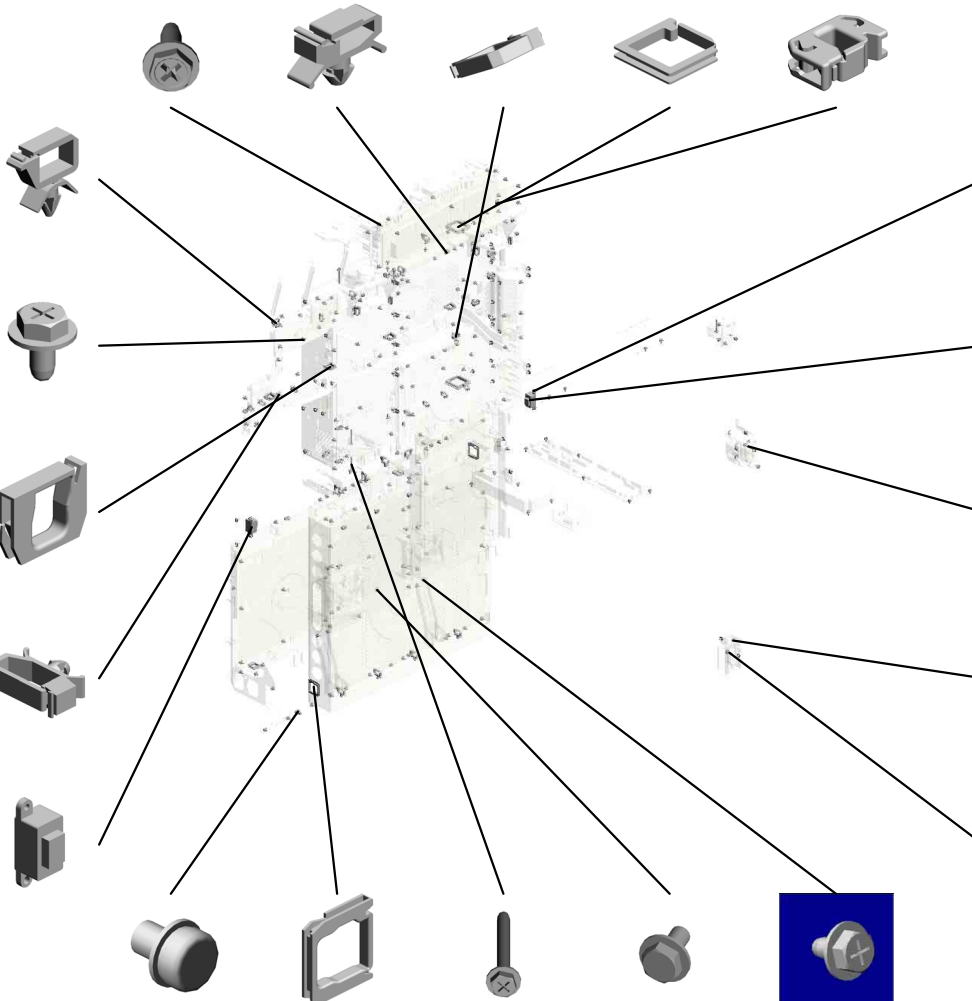
- 24.11050762 (x15) CLAMP:LWS-0711A

- 1.04543006N (x10) TAPPING SCREW: ROUND POINT:3X6

- 19.11050724 (x5) CLAMPS:WES-121 0

- 22.11050760 (x21) CLAMP:LWSM-051 1A

- 14.11028502 CONNECTOR - 546 79-1615



- 9.08010234 SCREW WITH WASHER:SMALL ROUND WITH SPRING WASHER:M5X8
- 20.11050726 (x2) CLAMPS:WES-221 7
- 6.04543030Q (x4) TAPPING SCREW: ROUND POINT:3X3 0
- 8.08010231 (x2) HEXAGONAL HEAD BOLT W/WASHER:M3X6
- 2.04543006Q (x223) TAPPING SCREW - M3X6

- 3.04543008Q (x6) TAPPING SCREW: 3X8

- 15.11028504 CONNECTOR

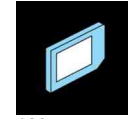
- 5.04543025Q (x2) TAPPING SCREW: ROUND POINT:3X2 5

- 10.08050092 (x6) RETAINING RING - 3M

- 4.04543014Q (x2) TAPPING SCREW: 3X14



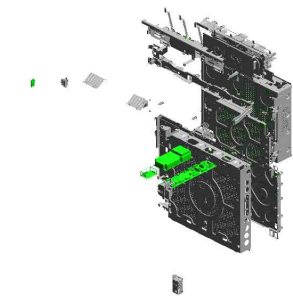
- 31.16072249 (x2) FERRITE CORE:K3 NF-70-A(N)BK0



- 103.D0CQ5100 SD-CARD:NICE:APPLICATION:ASS'Y 202109-01 O/O

- 11.11024559 (x23) CONNECTOR - 3P
- 12.11026245 (x 1) RELAY CONNECTOR - 2P
- 13.11028122 (x 1) CONNECTOR:2AA2246-2

U019 ELECTRICAL



- 43.D0895887 (x2) PANEL:INTERFAC E
- 40.AZ320134 (x2) POWER PACK:CH ARGE:DEVELOPM ENT
- 30.14077899 EEPROM:BR24T25 6-W
- 26.11050764 (x9) CLAMP:LWS-1316A
- 44.D1355916 BRACKET:EARTH: POWER PACK

45.D1355918
COVER:SD-CARD

32.AA063463
(x6)
COMPRESSION SP
RING:DRAWER

33.AA143884
(x2)
STEPPED SCREW:
DIA5.4:DIA3.5:M3:L
ONG

42.D0745440
PCB:RELAY:AC

41.D0744351
(x4)
STEPPED SCREW:
DIA5.4DIA:3.5:M
3

35.AX640222
DC FAN MOTOR:D
C24V:MM60:25MM

36.AX640225
(x4)
DC FAN MOTOR:A
XIAL:MM80:25MM

38.AZ240367
POWER SUPPLY U
NIT:FW:200V
202008-01 X/O

37.AZ240371
POWER SUPPLY U
NIT:ECO:200V:456.
4W
202002-01 X/O

27.11050765
(x8)
CLAMP:LWS-2218A

29.12042912
MICRO SWITCH:D3
V-16-3C25(10E)

39.AZ310032
POWER PACK:D

25.11050763
(x32)
CLAMP:LWS-1211A

28.12042612
(x5)
MICRO SWITCH:D3
V-16506-3C25

34.AW500040
PUSH SWITCH:SW
1AG-550:10MA

U001	U002	U003	U004	U005	U006	U007	U008	U009	U010	U011	U012	U013	U014	U015	U016	U017	U018	U019	U020	U021
------	------	------	------	------	------	------	------	------	------	------	------	------	------	------	------	------	------	------	------	------

U019 ELECTRICAL

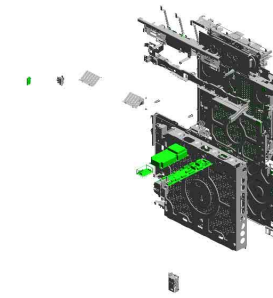
56.D1365709 PCB:EX3_DDR3-DI
MM:RC-A:2GB:ASS'
Y

57.D1365716 PCB:DDR3-DIMM:R
C-C:512MB:ASS'Y


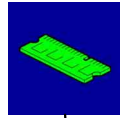
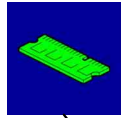
58.D1365724 PCB:IMAGE PROC
ESSING UNIT:TYP
E-S15MDA

59.D1365725 PCB:IMAGE PROC
ESSING UNIT:TYP
E-S15MDA-SUB

50.D1365151 PCB:BCU:SUB-ASS
'Y
201505-01 X/O



49.D1362270
PCB:ELECTRIC PO
TENTIAL SENSOR



46.D1355925
BRACKET:OKB:FA
N:1



48.D1361499
(x2)
BRACKET:HOLDER
:COVER:REAR



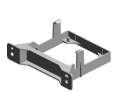
53.D1365440
PCB:OKB



54.D1365455
INVERTOR:IH:200V



63.D1365904
BRACKET:DC FAN
MOTOR:INDUCTIO
N HEATING UNIT



62.D1365903
(x2)
DUCT:POWER SU
PPLY UNIT



52.D1365430
PCB:PFB



66.D1365913
COVER:SAFETY S
WITCH:VERTICAL
TRANSPORT



67.D1365914
BRACKET:SAFETY
SWITCH:VERTICAL
TRANSPORT



70.D1365922
COVER:SAFETY S
WITCH:PULL OUT:
MANUAL FEED



69.D1365920
LEVER:SAFETY S
WITCH:4



51.D1365121
PCB:DUB:ASS'Y



68.D1365918
(x2)
TORSION SPRING:
SAFETY SWITCH:V
ERTICAL TRANSP
ORT

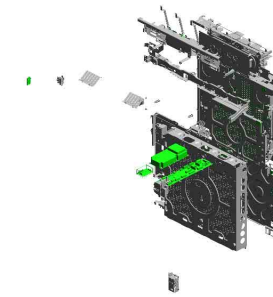


65.D1365912
LEVER:SAFETY S
WITCH:VERTICAL
TRANSPORT



U019 ELECTRICAL

- 80.D1365958 BASE:C/T BOX
- 78.D1365938 GUIDE:HARNES: HVP
- 89.D1385110 PCB:I0B:ASS'Y
- 84.D1365975 FRAME:C/T BOX:RI GHT
- 83.D1365974 (x2) ARM:HINGE:C/T B OX



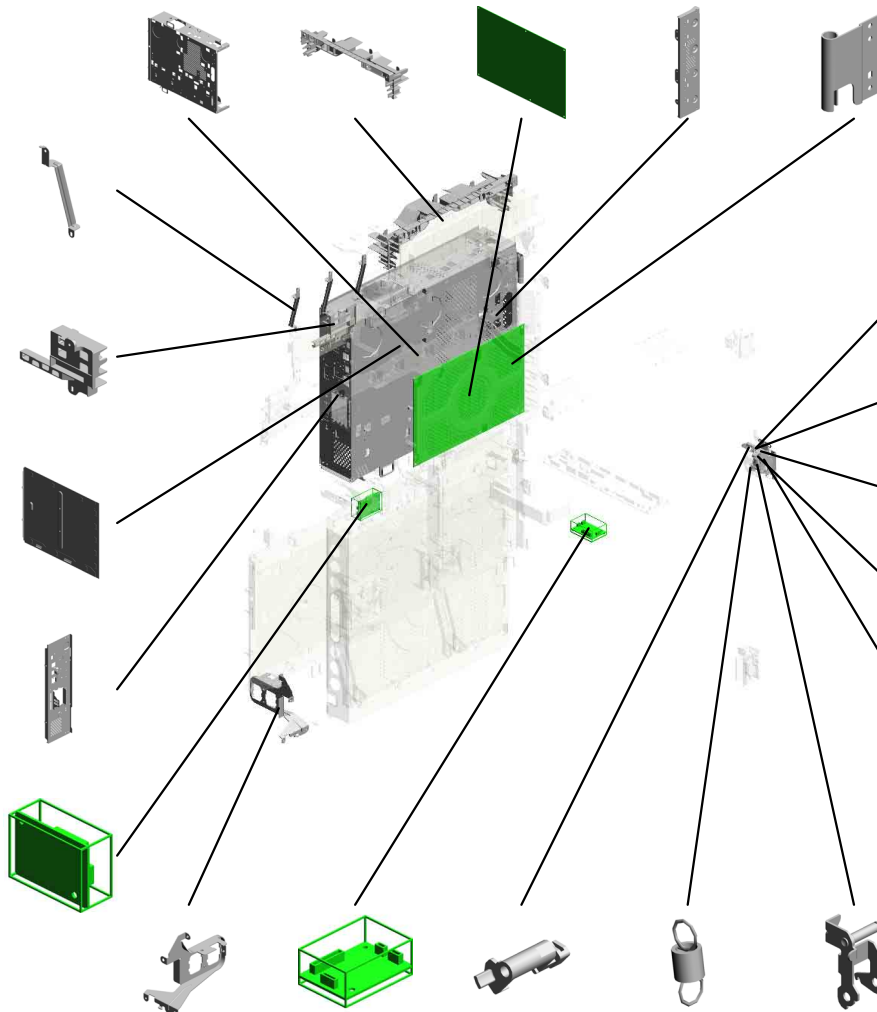
88.D1367912
(x6)
(EU/AA):GROUND
PLATE:ELECTRIC
POTENTIAL SENS
OR:UPPER

79.D1365949
(x2)
(NA/CHN):COVER:
ELECTRIC POTEN
TIAL SENSOR

81.D1365964
COVER:C/T BOX:R
EAR

82.D1365969
PANEL:CONTROL
BOARD

90.D1385411
PCB:FDB-M



74.D1365931
TORSION SPRING:
SAFETY SWITCH

75.D0CN5932
SHAFT:SAFETY S
WITCH:LEVER:1
202001-01 O/O

71.D1365923
LEVER:SAFETY S
WITCH:3

77.D1365934
LEVER:SAFETY S
WITCH:2

73.D1365927
BRACKET:SAFETY
SWITCH

87.D1365992
BRACKET:INLET:1
POINT

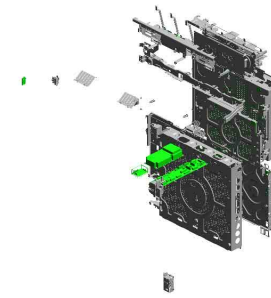
91.D1385413
PCB:FDB-D

76.D1365933
LEVER:SAFETY S
WITCH:1

86.D1365990
TENSION SPRING:
SAFETY SWITCH:P
ULL OUT

72.D1365924
BRACKET:SAFETY
SWITCH:SWIVEL

U019 ELECTRICAL



98.D1495776 COVER:USB:SMAL
L

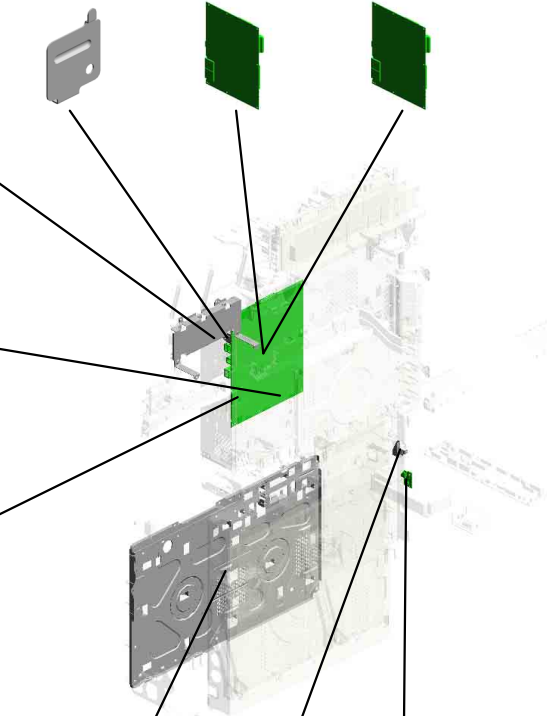
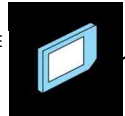
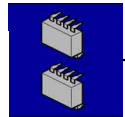
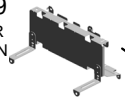
105.D1365722 (C5100S):SERVICE
PARTS:PCB:CTL:ASSY
202206-01 O/O

106.D1365723 (C5110S):SERVICE
PARTS:PCB:ASSY
202206-02 O/O

102.D2585929 BRACKET:ELECTR
IC POTENTIAL SEN
SOR:PEEN
201706-04 X/O

96.D1389590 NVRAM

99.D0745101 SD-CARD:NICE:RE
G12:ASSY
201701-03 X/O



95.D1385992 LEVER:SAFETY S
WITCH:TONER SU
PPPLY UNIT

94.D1385989 BRACKET:SAFETY
SWITCH:TONER S
UPPLY UNIT

93.D1385987 COVER:SAFETY S
WITCH:TONER SU
PPPLY UNIT




104.D0CN5905 BRACKET:INDUCTI
ON HEATING UNIT:
AC CONTROL BOA
RD
201907-02 X/O

92.D1385985 BRACKET:SAFETY
SWITCH:DRUM ST
AY

97.D1775686 PCB:DCSW
201608-01 O/O



U019_S001
AC CONTROL BOARD:200V



55.D1365465
AC CONTROL BOA
RD:200V


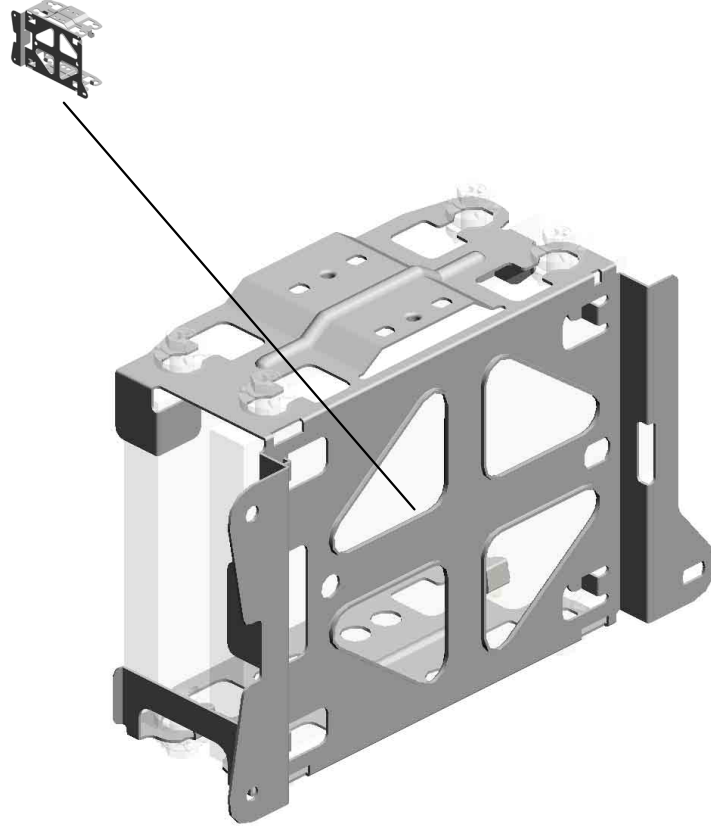


21.11050758
CLAMP:LWSM-030
6A

U001	U002	U003	U004	U005	U006	U007	U008	U009	U010	U011	U012	U013	U014	U015	U016	U017	U018	U019	U020	U021
------	------	------	------	------	------	------	------	------	------	------	------	------	------	------	------	------	------	------	------	------

U019_S002
HDD:ASS'Y

100.D1365978
BRACKET:HDD




85.D1365977
HDD:ASS'Y


U001	U002	U003	U004	U005	U006	U007	U008	U009	U010	U011	U012	U013	U014	U015	U016	U017	U018	U019	U020	U021
------	------	------	------	------	------	------	------	------	------	------	------	------	------	------	------	------	------	------	------	------

U020.AIR COOLING

U020_S004
D1386804
DUCT:BELT CLEANING:VAC
UUM:ASS'Y



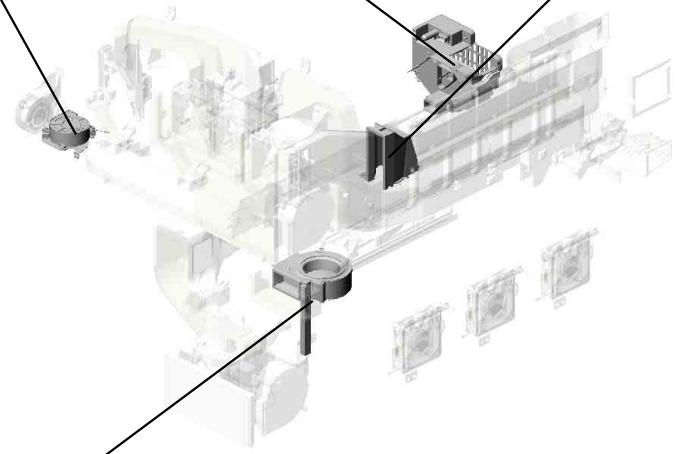

U020_S003
D1366957
DC FAN MOTOR:INTERMEDI
ATE TRANSFER:ASS'Y



U020_S001
D1366966
DUCT:HEAT SINKER:REAR:A
SS'Y

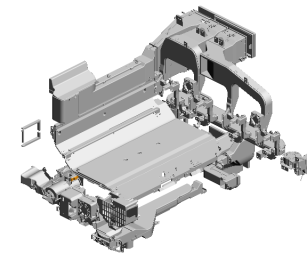


U020_S002
D1351435
DC FAN MOTOR:SIROCCO:A
SS'Y



U001	U002	U003	U004	U005	U006	U007	U008	U009	U010	U011	U012	U013	U014	U015	U016	U017	U018	U019	U020	U021
------	------	------	------	------	------	------	------	------	------	------	------	------	------	------	------	------	------	------	-------------	------

U020 AIR COOLING



- 17.11050760 CLAMP:LWSM-051 1A
- 7.04543006Q (x71) TAPPING SCREW - M3X6
- 16.11050758 (x24) CLAMP:LWSM-030 6A
- 2.03530060N BIND SCREW - M3 X6
- 23.AW100107 THERMISTOR

- 4.04503014N (x2) TAPPING SCREW: M3X14

- 19.11050763 CLAMP:LWS-1211A

- 1.03530040N (x4) SCREW - M3X4

- 12.08025328 (x6) HEXAGON HEAD TAPPING SCREW:3 X40

- 6.04503035N (x4) TAPPING SCREW: 3X35

- 8.04543008Q (x27) TAPPING SCREW: 3X8

- 11.04583008N (x10) HEXAGON HEAD TAPPING SCREW:3 X8

- 3.03540400N (x2) SCREW:M4X40

- 20.11050764 (x6) CLAMP:LWS-1316A

- 21.AA000291 DECAL:POSITIONI NG DISPLAY:SCRE W:PP

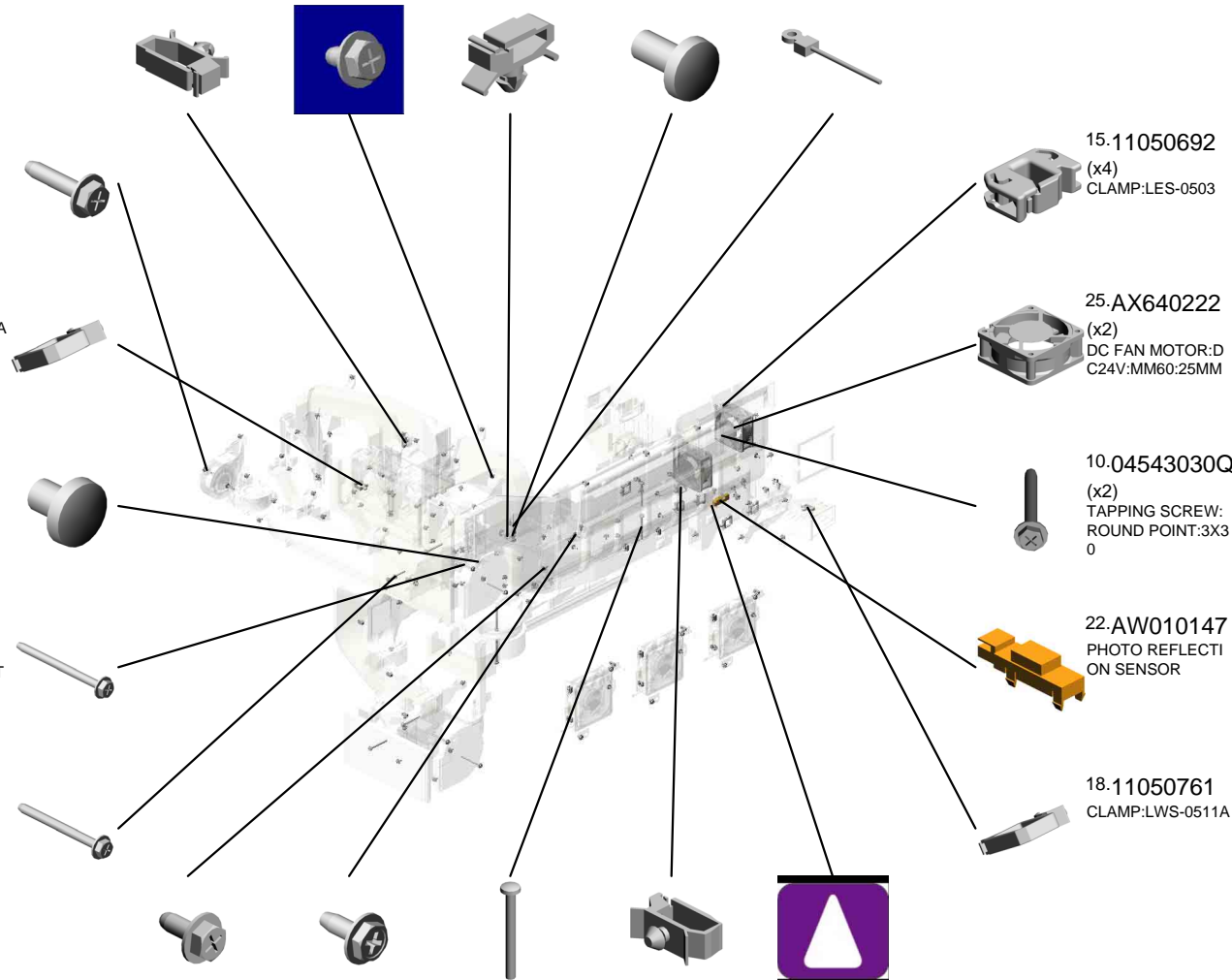
- 15.11050692 (x4) CLAMP:LES-0503

- 25.AX640222 (x2) DC FAN MOTOR:D C24V:MM60:25MM

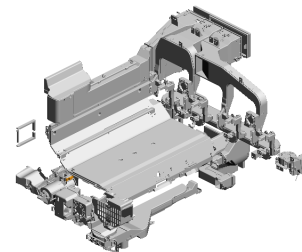
- 10.04543030Q (x2) TAPPING SCREW: ROUND POINT:3X3 0

- 22.AW010147 PHOTO REFLECTI ON SENSOR

- 18.11050761 CLAMP:LWS-0511A



U020 AIR COOLING



- 28.AX640225 (x3) DC FAN MOTOR:A XIAL:MM80:25MM
- 55.D1366885 DUCT:HEAT SINKE R:EXHAUST:RIGHT
- 56.D1366886 DUCT:HEAT SINKE R:EXHAUST:LEFT
- 45.D1366466 BRACKET:GUARD: BELT CLEANING
- 54.D1366882 DUCT:HEAT SINKE R:MIDDLE

- 26.AX640223 FAN:SIROCCO:DC 24V:60MM

- 27.AX640224 (x2) DC FAN MOTOR:A XIAL:MM80

- 31.AX650056 DC FAN MOTOR:A XIAL:MM92

- 44.D1366409 GUIDE:BELT CLEANING

- 30.AX650054 (x3) DC FAN MOTOR:SIROCCO:DC24V:PWM

- 29.AX640226 (x3) DC FAN MOTOR:A XIAL:MM80:20MM
- 52.D1366878 DUCT:FUSING:EXIT:RIGHT
- 43.D1366052 SUPPORTER:INTERMEDIATE TRANSFER:LEFT
- 53.D1366879 DUCT:FUSING:EXIT:LEFT
- 32.B2342390 FLANGED HEXAGONAL HEAD BOLT: M4X8

- 57.D1366887 DUCT:HEAT SINKE R:UPPER

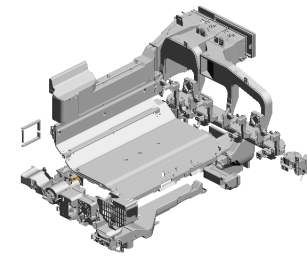
- 46.D1366851 DUCT:VACUUM

- 47.D1366860 DUCT:INDUCTION HEATING UNIT:VACUUM

- 48.D1366861 DUCT:HEAT PIPE: ROLLER

- 49.D1366865 DUCT:HEAT PIPE: ROLLER:EXIT

U020 AIR COOLING



- 58.D1366890 DUCT:DEVELOPM ENT:EXHAUST:RIG HT:FRONT
- 77.D1366921 (x2) DUCT:DEVELOPM ENT:EXHAUST:EXI T:RIGHT
- 76.D1366920 (x2) DUCT:DEVELOPM ENT:EXHAUST:EXI T:LEFT
- 63.D1366895 DUCT:DEVELOPM ENT:EXHAUST:LEF T:REAR
- 62.D1366894 DUCT:DEVELOPM ENT:EXHAUST:LEF T:FRONT

65.D1366899 (x4) DUCT:AROUND TH E PHOTOCONDC TOR:ENTRANCE

59.D1366891 DUCT:DEVELOPM ENT:EXHAUST:RIG HT:REAR

66.D1366900 (x3) RELAY DUCT:ARO UND THE PHOTOC ONDUCTOR:ASS'Y

61.D1366893 DUCT:AROUND TH E PHOTOCONDC TOR:EXHAUST:UP PER

68.D1366907 DUCT:AROUND TH E PHOTOCONDC TOR:EXHAUST:LO WER

71.D1366912 SUPPORTER:PCU: LEFT:ASS'Y

60.D1366892 HEAT PIPE:ASS'Y 0003-201312-07 X/

69.D1366909 (x3) SPONGE:HEAT PIP E:LOWER

70.D1366910 (x3) SPONGE:HEAT PIP E:LEFT

67.D1366904 RELAY DUCT:ARO UND THE PHOTOC ONDUCTOR:Y:ASS' Y

75.D1366919 DUCT:TRANSFER: FUSING:EXHAUST: REAR

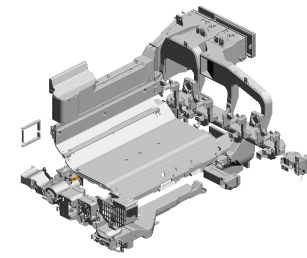
74.D1366918 DUCT:TRANSFER: FUSING:EXHAUST: FRONT

72.D1366913 DUCT:TRANSFER: EXHAUST:ASS'Y

78.D1366922 BRACKET:DUCT:EXHAUST

73.D1366917 FILTER:DEVELOP MENT:EXHAUST:S MALL:ASS'Y

U020 AIR COOLING



- 80.D1366924 (x2) SEAL:DEVELOPMENT:EXHAUST:RIGHT
- 79.D1366923 (x2) SEAL:DEVELOPMENT:EXHAUST:LEFT
- 82.D1366928 (x2) DUCT:DC FAN MOTOR:OPTICAL WRITING UNIT
- 92.D1366948 BRACKET:THERMOSTOR
- 87.D1366941 HEAT INSULATING PLATE:HEAT PIPE:RIGHT

- 81.D1366927 (x4) SEAL:DUCT:AROUND THE PHOTOCOPIER:ENTRANCE

- 84.D1366935** FILTER:DEVELOPMENT:EXHAUST:LARGE

- 94.D1366955 OZONE FILTER:LARGE

- 95.D1366956** DEODORIZE FILTER:SMALL

- 88.D1366943 SEAL:DUCT:EXHAUST:INDUCTION HEATING UNIT

- 93.D1366953** DEODORIZE FILTER:LARGE

- 85.D1366938** OZONE FILTER:SMALL

- 90.D1366946 (x3) BRACKET:SETTING LEVER JUMPER:DC FAN MOTOR:DUPLIX:EXIT

- 91.D1366947 (x3) OZONE FILTER:EXIT

- 86.D1366940 HEAT INSULATING PLATE:HEAT PIPE:UPPER

- 98.D1366959 SEAL:DEVELOPMENT:VACUUM:Y:UPPER

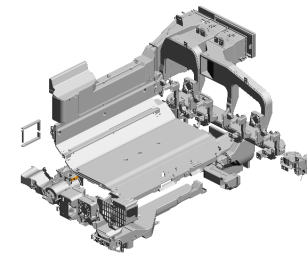
- 100.D1366961 SEAL:DEVELOPMENT:VACUUM:Y:FRONT

- 99.D1366960 SEAL:DEVELOPMENT:VACUUM:Y:LOWER

- 102.D1366971 BRACKET:HINGE:DUCT:HEAT PIPE:ROLLER

- 83.D1366932 FILTER:PRESSURE ROLLER:VACUUM

U020 AIR COOLING



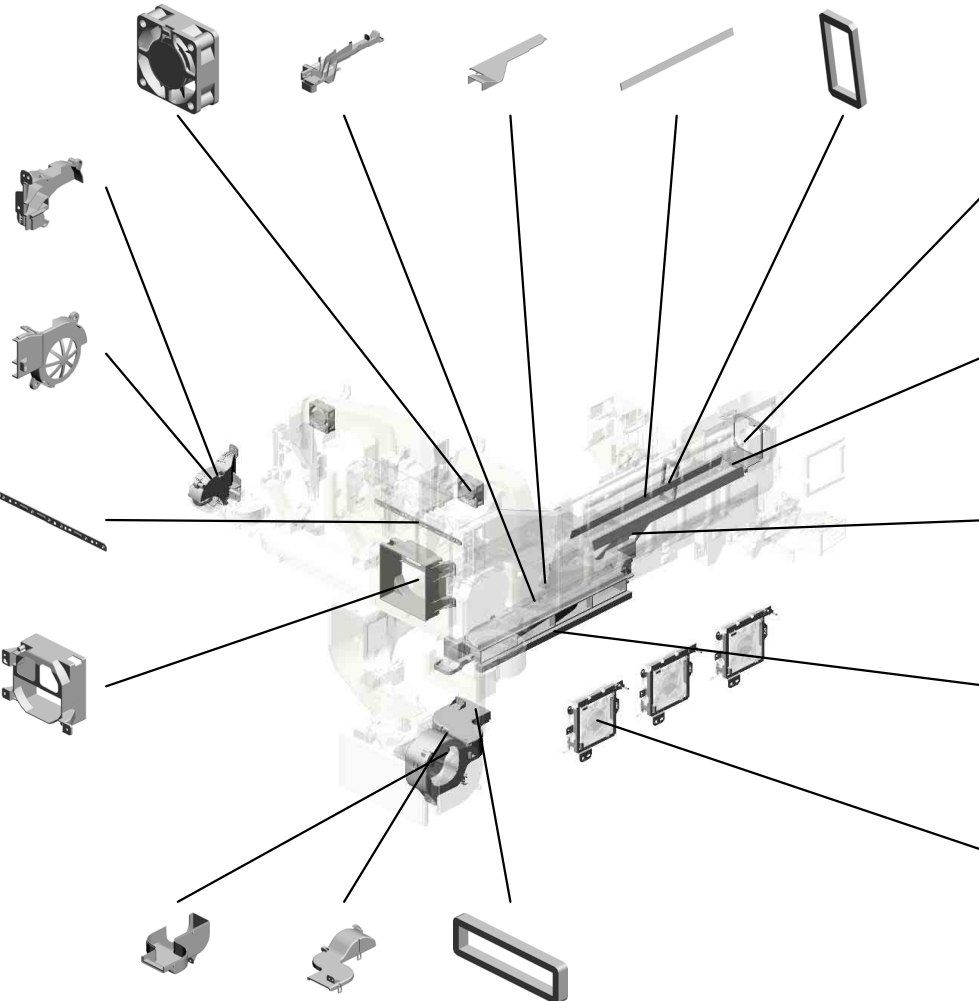
- 122.GX640028 (x2) FAN MOTOR DC24 V 1.92W
- 117.D1386865 DUCT:PRESSURE ROLLER:VACUUM: LOWER
- 116.D1386863 DUCT:PRESSURE ROLLER:VACUUM: UPPER
- 107.D1366982 (x2) SEAL:HEAT SINKE R:LEFT AND RIGHT
- 106.D1366980 SEAL:INDUCTION HEATING UNIT:VACUUM

104.D1366974
DUCT:DENSITY SENSOR:LEFT

103.D1366972
DUCT:DENSITY SENSOR:RIGHT

112.D1366995
BRACKET:DEVELOPMENT:EXHAUST

111.D1366990
DUCT:MECHANICAL DRIVE SECTION: LEFT UPPER



110.D1366986
BRACKET:DC FAN MOTOR:HEAT SINKER:VACUUM

108.D1366983
SEAL:HEAT SINKE R:FRONT

115.D1386862
BRACKET:PRESSURE ROLLER:VACUUM:FRONT

121.D1386972
SEAL:DUCT:PRESSURE ROLLER:VACUUM:LOWER

124.D2586944 (x3)
BRACKET:DC FAN MOTOR:DUPLIX:EXHIT 201810-01 X/O

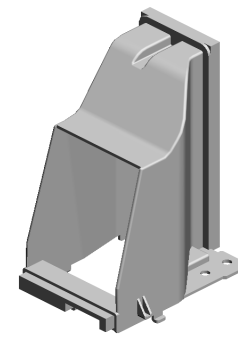
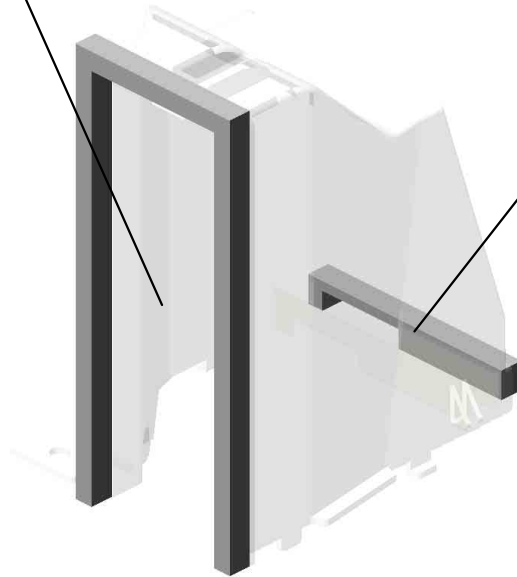
118.D1386923
DUCT:PRESSURE ROLLER:EXHAUST:LOWER

119.D1386924
DUCT:PRESSURE ROLLER:EXHAUST:UPPER

120.D1386946
SEAL:DUCT:PRESSURE ROLLER:EXHAUST


U020_S001
DUCT:HEAT SINKER:REAR:ASS'Y

105.D1366979
SEAL:HEAT SINKE
R:EXIT



101.D1366966
DUCT:HEAT SINKE
R:REAR:ASS'Y


109.D1366984
SEAL:HEAT SINKE
R:REAR



U001	U002	U003	U004	U005	U006	U007	U008	U009	U010	U011	U012	U013	U014	U015	U016	U017	U018	U019	U020	U021
------	------	------	------	------	------	------	------	------	------	------	------	------	------	------	------	------	------	------	------	------


U020_S002
DC FAN MOTOR:SIROCCO:ASS'Y

30.AX650054
DC FAN MOTOR:SI
ROCCO:DC24V:PW
M



34.D1351435
DC FAN MOTOR:SI
ROCCO:ASS'Y

41.D1351491
SEAL:AROUND TH
E PHOTOCONduc
TOR:EXHAUST:SI
ROCCO



42.D1351496
SEAL:AROUND TH
E PHOTOCONduc
TOR:EXHAUST:SI
ROCCO:UPPER




64.D1366896
SEAL:AROUND TH
E PHOTOCONduc
TOR:EXHAUST



U001	U002	U003	U004	U005	U006	U007	U008	U009	U010	U011	U012	U013	U014	U015	U016	U017	U018	U019	U020	U021
------	------	------	------	------	------	------	------	------	------	------	------	------	------	------	------	------	------	------	------	------

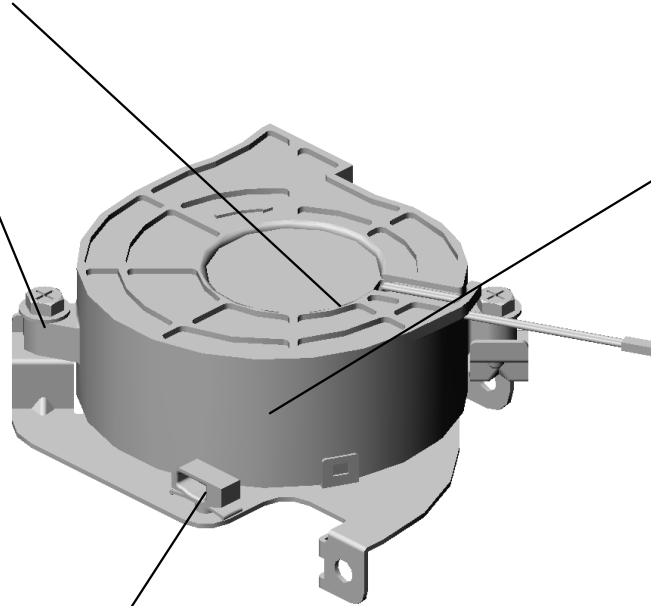
U020_S003
DC FAN MOTOR:INTERMEDIATE TRANSFER:ASS'Y

26.AX640223
FAN:SIROCCO:DC
24V:60MM



96.D1366957
DC FAN MOTOR:IN
TERMEDIATE TRA
NSFER:ASSY

9.04543010Q
(x2)
TAPPING SCREW:
3X10



97.D1366958
BRACKET:DC FAN
MOTOR:INTERME
DIATE TRANSFER



16.11050758
CLAMP:LWSM-030
6A




U001	U002	U003	U004	U005	U006	U007	U008	U009	U010	U011	U012	U013	U014	U015	U016	U017	U018	U019	U020	U021
------	------	------	------	------	------	------	------	------	------	------	------	------	------	------	------	------	------	------	------	------

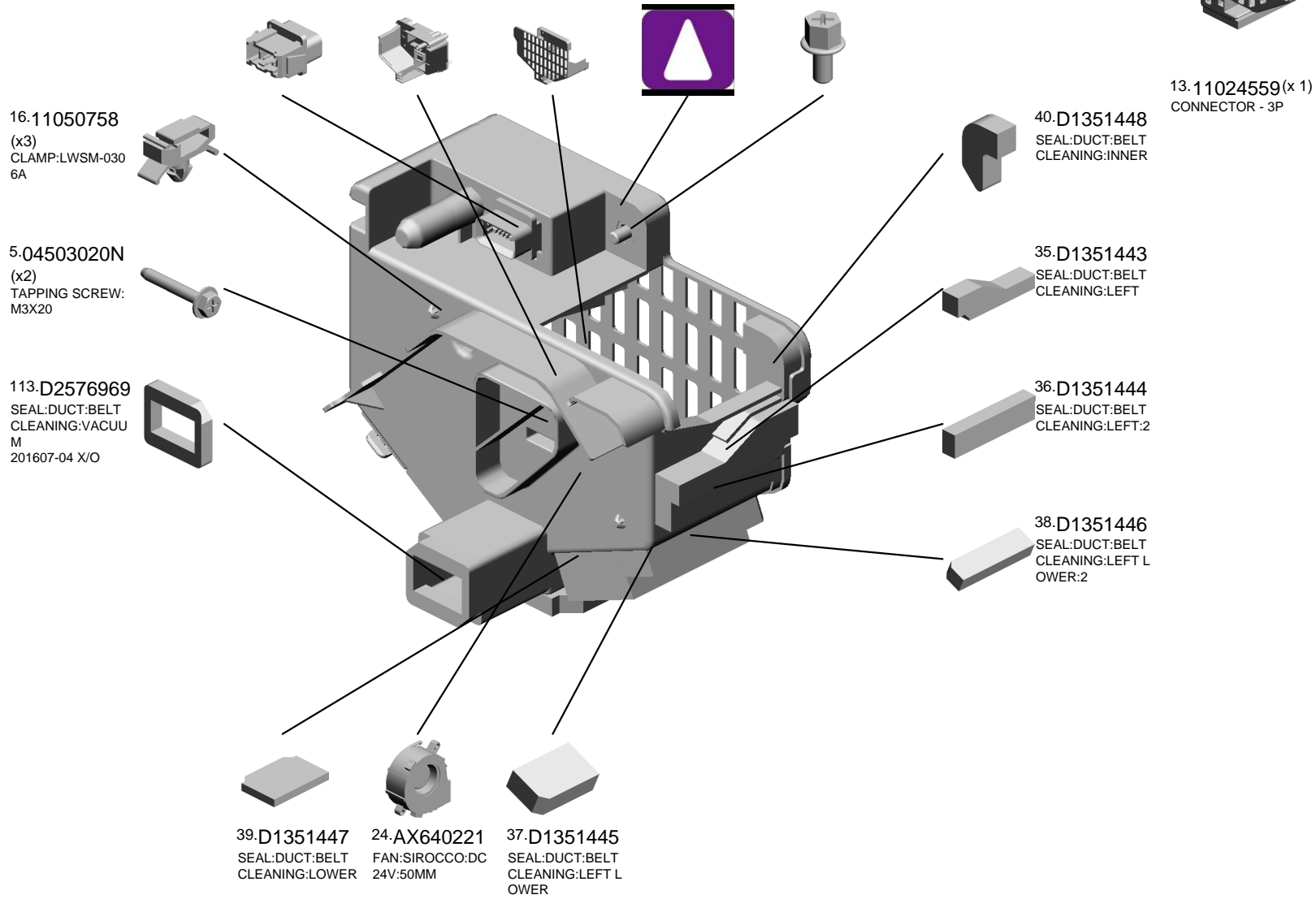
U020_S004

DUCT:BELT CLEANING:VACUUM:ASS'Y

- 33.D0742577 CONNECTOR:DRA
WER:4POLE:REC
- 51.D1366869 DUCT:BELT CLEAN
ING:VACUUM:REA
R
- 50.D1366868 DUCT:BELT CLEAN
ING:VACUUM:FRO
NT
- 21-AA000291 DECAL:POSITIONI
NG DISPLAY:SCRE
W:PP
- 32.B2342390 FLANGED HEXAG
ONAL HEAD BOLT:
M4X8

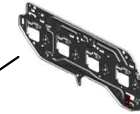
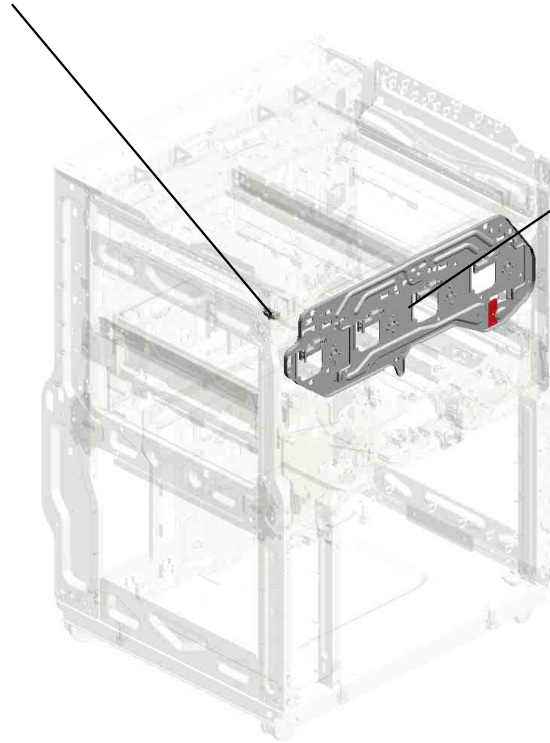


- 123.D1386804 DUCT:BELT CLEAN
ING:VACUUM:ASS'
Y



U021.MAIN FRAME

U021_S001
D2581568
BRACKET:LOCK:ASS'Y

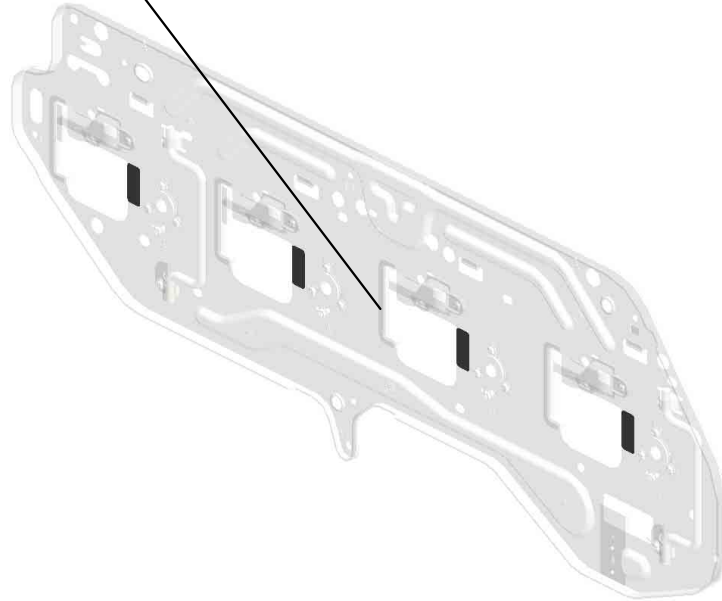
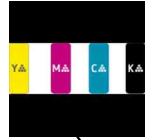


U021_S002
D1381416
DRUM STAY:AROUND THE P
HOTOCONDUCTOR:PRO:AS
S'Y

U001	U002	U003	U004	U005	U006	U007	U008	U009	U010	U011	U012	U013	U014	U015	U016	U017	U018	U019	U020	U021
------	------	------	------	------	------	------	------	------	------	------	------	------	------	------	------	------	------	------	------	------

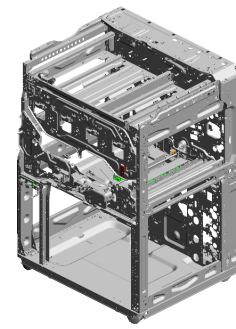
U021_S002.DRUM STAY:AROUND THE PHOTOCONDUCTOR:PRO:ASS'Y

U021_S002_S001
D1363434
DECAL:COLORED DISPLAY:
DRUM STAY:ASS'Y



U001	U002	U003	U004	U005	U006	U007	U008	U009	U010	U011	U012	U013	U014	U015	U016	U017	U018	U019	U020	U021
------	------	------	------	------	------	------	------	------	------	------	------	------	------	------	------	------	------	------	------	------

U021 MAIN FRAME



- 19.11029784 CONNECTOR:5594 9-2619
- 12.08046123 (x2) HEXAGONAL BOLT :W/WASHER:M3X8
- 13.11026245 RELAY CONNECT OR - 2P
- 6.04543008Q (x181) TAPPING SCREW: 3X8
- 4.04543006N (x4) TAPPING SCREW: ROUND POINT:3X8

18.11029783
CONNECTOR:5594
9-3919

1.03140180N
PAN HEAD SCREW
:M4X18

17.11029781
CONNECTOR:5140
5-3919

5.04543006Q
(x163)
TAPPING SCREW -
M3X6

20.11050328
HARNESS CLAMP -
ES-0505

3.03604008N
(x6)
SCREW - M4X8

15.11028535
CONNECTOR - QR/
P17-14P-A

14.11028534
CONNECTOR - QR/
P17-14S-B

8.04583010N
(x8)
HEXAGON HEAD T
APPING SCREW:3
X10

9.07200040E
(x3)
RETAINING RING -
M4

5.04543006Q
TAPPING SCREW -
M3X6
201504-10

2.03540060N
(x5)
SCREW-M4X6

11.08010240
(x2)
BINDING HEAD SC
REW:M2.6X4

7.04583008N
(x4)
HEXAGON HEAD T
APPING SCREW:3
X8

10.07200060E
(x5)
RETAINING RING -
M6



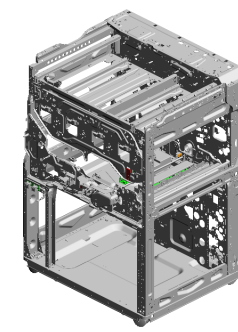
27.11050761
(x2)
CLAMP:LWS-0511A



30.11050764
CLAMP:LWS-1316A

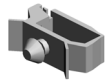
5.04543006Q(x 1)
TAPPING SCREW - M3X6
6.04543008Q(x 3)
TAPPING SCREW:3X8
16.11029387(x 1)
CONNECTOR:DRAWER:51405-2611

U021 MAIN FRAME



- 29.11050763 (x36) CLAMP:LWS-1211A
- 26.11050760 (x20) CLAMP:LWSM-051A
- 27.11050761 (x16) CLAMP:LWS-0511A
- 31.11050765 (x4) CLAMP:LWS-2218A
- 25.11050758 (x75) CLAMP:LWSM-0306A

30.11050764
(x26)
CLAMP:LWS-1316A



38.AA143579
SCREW - M3



36.AA132300
ROLLER:LOCK:PU
LL OUT




35.AA132030
SPACER:DIA14



28.11050762
(x24)
CLAMP:LWS-0711A



22.11050692
CLAMP:LES-0503



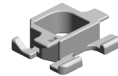
24.11050724
(x3)
CLAMPS:WES-1210




37.AA140946
SHAFT:LOCK:PULL
OUT
0006-201311-53 X/



21.11050551
CLAMP:LES-0505



40.AA145909
SHAFT:STOPPER:
PULL OUT



33.AA070093
(x2)
SLIDE RAIL:PULL
OUT
201411-03 X/O



32.AA000291
(x2)
DECAL:POSITIONI
NG DISPLAY:SCRE
W:PP



39.AA143870
(x4)
STEPPED SCREW



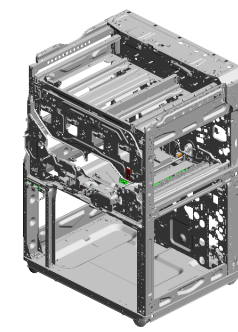
23.11050723
(x5)
CLAMPS:WES-0507



34.AA082104
(x2)
BUSHING - 8X12X7



U021 MAIN FRAME



- 58.D1361555 FEELER:PULL OUT :SET:SENSOR
- 56.D1361547 HANDLE:DRUM ST AY
- 51.B2342390 (x6) FLANGED HEXAG ONAL HEAD BOLT: M4X8
- 53.D1361533 (x5) BRACKET:LED
- 49.AW500040 (x2) PUSH SWITCH:SW 1AG-550:10MA

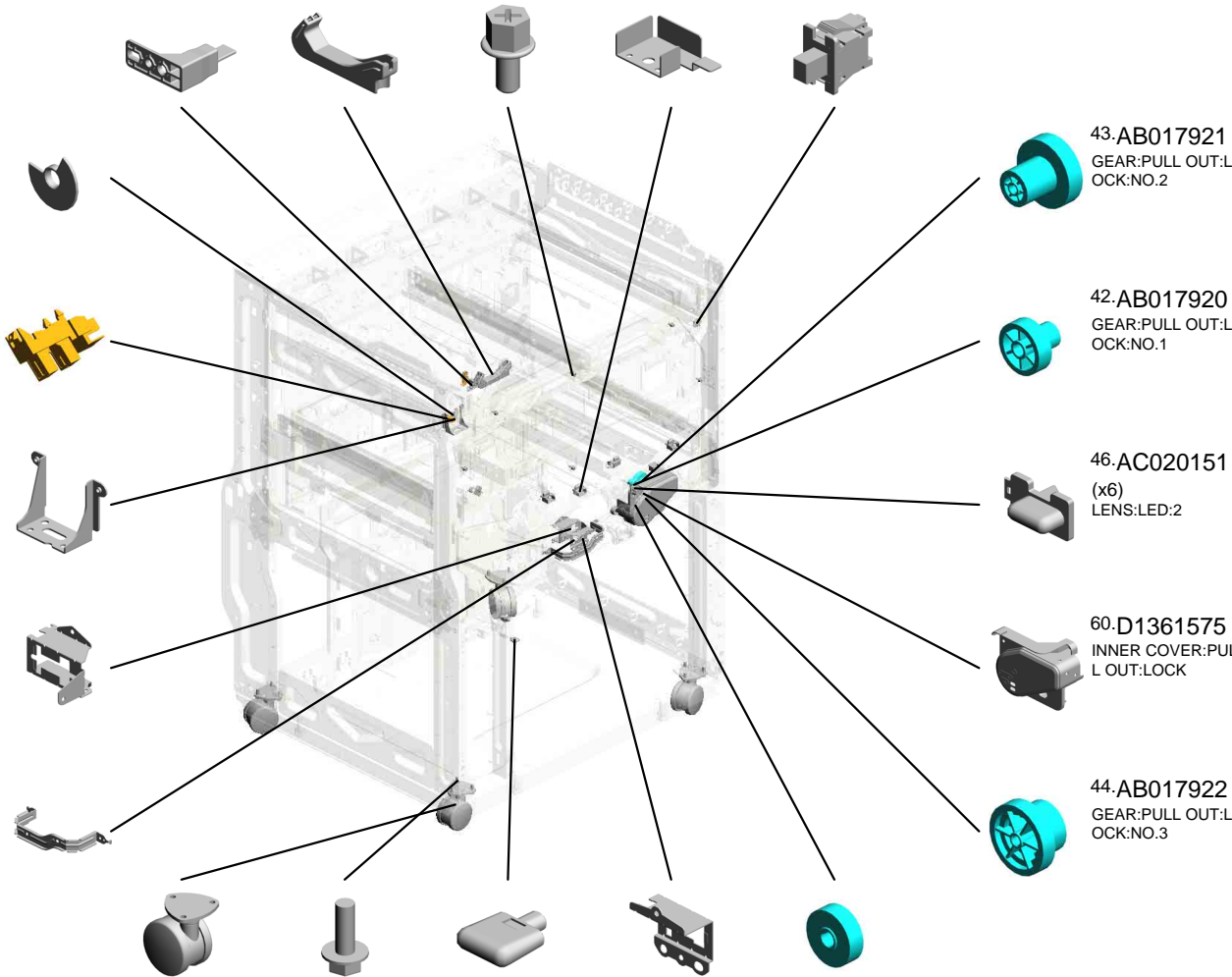
- 52.D1351583 FEELER:PULL OUT :LOCK 0006-201311-54 X/

- 48.AW020198 (x2) PHOTOINTERRUP TOR:LG2A14NL1

- 59.D1361567 SUPPORTING PLA TE:PULL OUT:REA R RIGHT

- 54.D1361536 BRACKET:DRAWER:LED:1:0.8MM

- 57.D1361553 GRIP:PULL OUT:T CRU



- 47.AH012031 (x4) CASTER:1470N
- 50.B1881125 (x12) FLANGED HEXAG ONAL HEAD BOLT: M5X14
- 45.AC020150 LENS:LED:1
- 55.D1361538 BRACKET:DRAWER:LED:2:0.8MM
- 41.AB012078 GEAR:PULL OUT:L OCK:DRIVE

- 43.AB017921 GEAR:PULL OUT:L OCK:NO.2

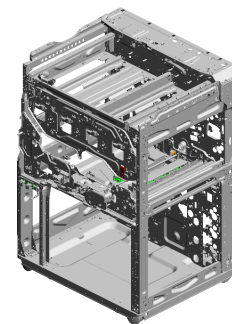
- 42.AB017920 GEAR:PULL OUT:L OCK:NO.1

- 46.AC020151 (x6) LENS:LED:2

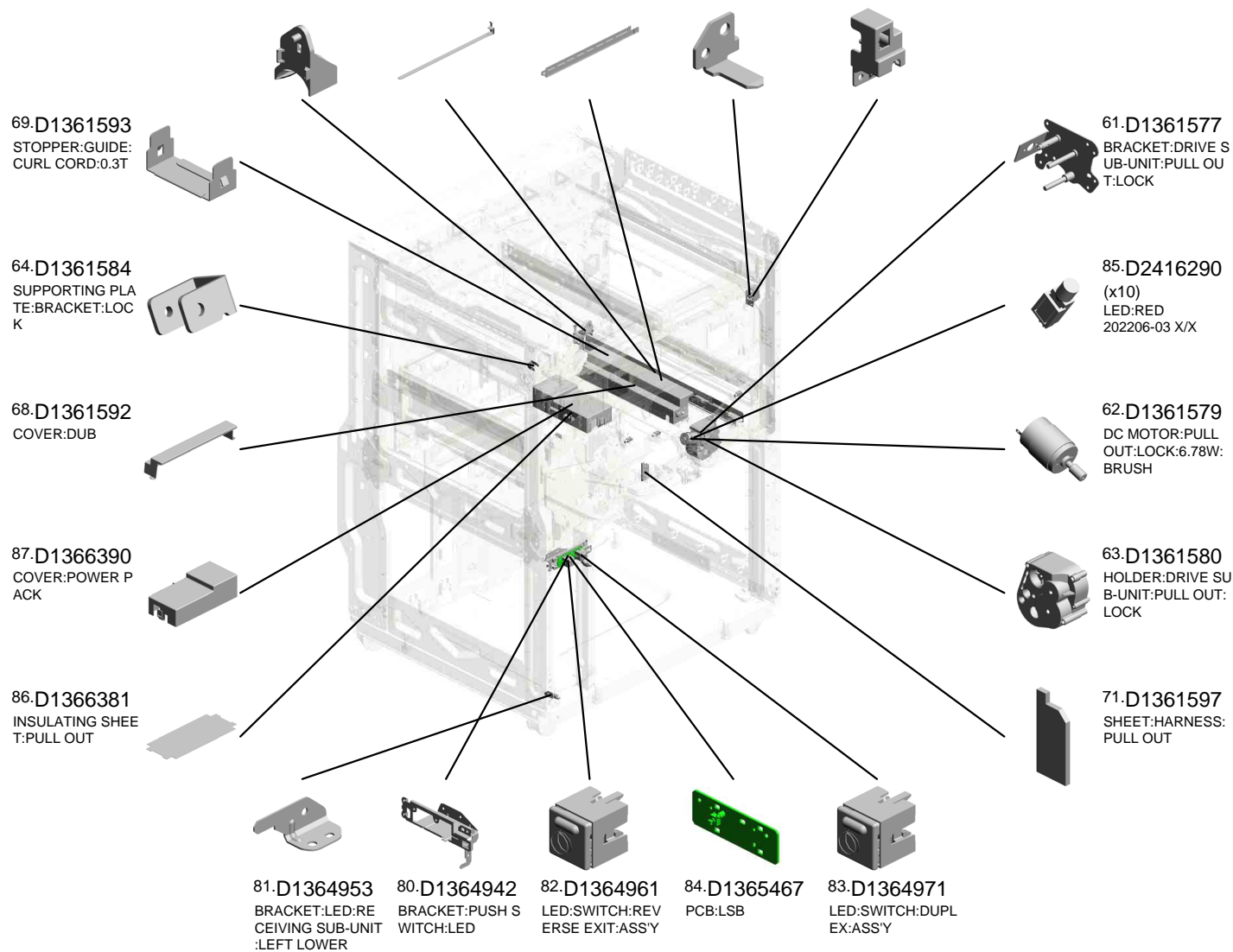
- 60.D1361575 INNER COVER:PUL L OUT:LOCK

- 44.AB017922 GEAR:PULL OUT:L OCK:NO.3

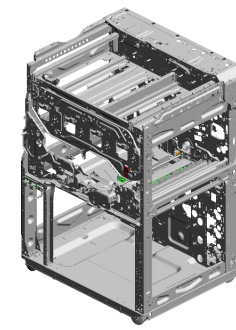
U021 MAIN FRAME



- 70.D1361594 GUIDE:CURL COR D:REAR UPPER
- 66.D1361590 GUIDE:CURL COR D
- 67.D1361591 EXTENSION TRAY: CURL CORD
- 73.D1362852 BRACKET:LED:MA NUAL FEED
- 74.D1362853 INNER COVER:LED :MANUAL FEED



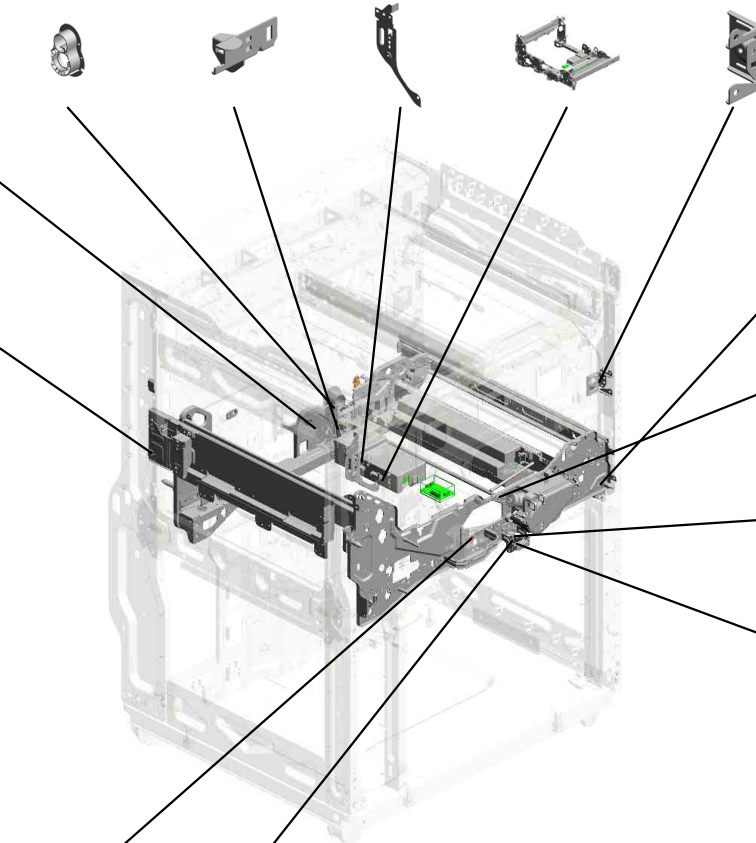
U021 MAIN FRAME



100.D1381568 GUIDE:PULL OUT:LOCK
 110.D1361581 BRACKET:POSITIONING SENSOR:PULL OUT
 96.D1381545 STAY:DRUM STAY:FRONT LEFT
 108.D1350023 PULL OUT:SERVICE PARTS:PROXIMITY
 201710-05 O/O
 102.D1361549 STAY:DRUM STAY:FRONT RIGHT

99.D1381565 BRACKET:PULL OUT:LOCK:REAR:ASSY

105.D2581091 (x2) SHEET:GUIDE:HARNESSES
 201601-04



109.G1787743 (x3) BOSS:POSITIONING PIN:TRANSPORT UNIT:NO.1

104.D1361552 STAY:COVER:FRONT MIDDLE


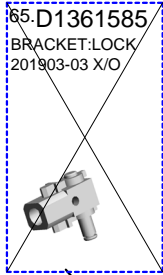
98.D1381562 BRACKET:STOPPER:PULL OUT

101.D1381582 STOPPER:PULL OUT

106.11050109 CORD KEEP
 201612-06

97.D1381561 COMPRESSION SPRING:PULL OUT:LOCK:0.5N


U021_S001
BRACKET:LOCK:ASS'Y



112.D2581568
BRACKET:LOCK:A
SS'Y

U001	U002	U003	U004	U005	U006	U007	U008	U009	U010	U011	U012	U013	U014	U015	U016	U017	U018	U019	U020	U021
------	------	------	------	------	------	------	------	------	------	------	------	------	------	------	------	------	------	------	------	------

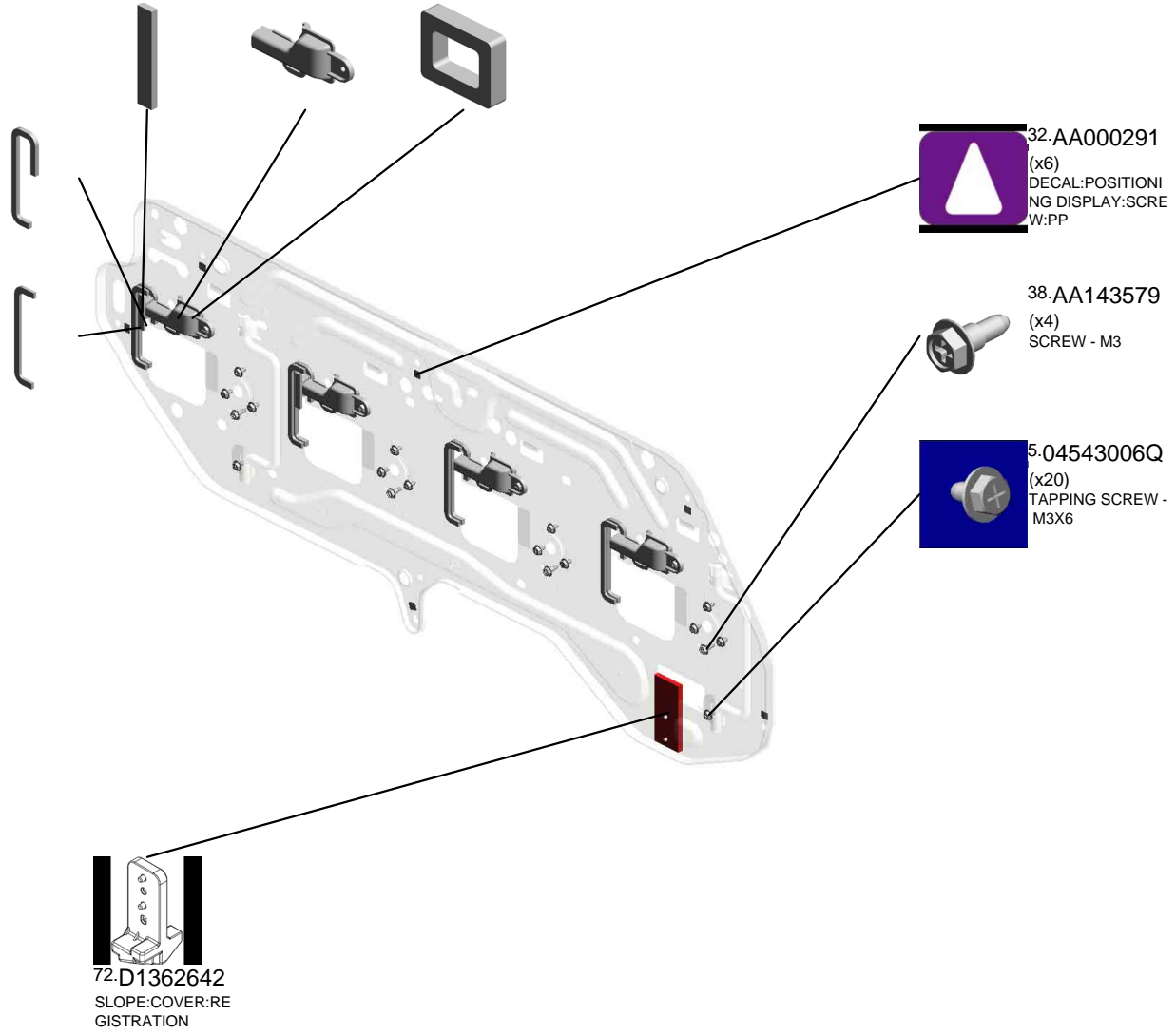
92.D1366985 (x4) SEAL:DRUM STAY:FRONT:RIGHT
 88.D1366897 (x4) DUCT:DRUM STAY:SMALL
 111.D2576954 (x4) SEAL:DUCT:DRUM STAY:DEVELOPMENT
 201804-01 O/O



95.D1381416
 DRUM STAY:AROUND THE PHOTOCONDUCTOR:PRO:ASS'Y
 201407-11 X/O

107.D2576955 (x4) SEAL:DRUM STAY:REAR
 201709-05 O/O

89.D2576953 (x4) SEAL:DRUM STAY:FRONT
 201611-05 O/O



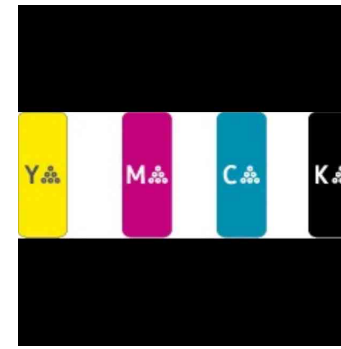

U021_S002_S001

DECAL:COLORED DISPLAY:DRUM STAY:ASS'Y

78.D1363448
DECAL:COLORED
DISPLAY:DRUM ST
AY:M

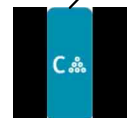


79.D1363449
DECAL:COLORED
DISPLAY:DRUM ST
AY:Y



75.D1363434
DECAL:COLORED
DISPLAY:DRUM ST
AY:ASSY

76.D1363446
DECAL:COLORED
DISPLAY:DRUM ST
AY:BK



77.D1363447
DECAL:COLORED
DISPLAY:DRUM ST
AY:C

U001	U002	U003	U004	U005	U006	U007	U008	U009	U010	U011	U012	U013	U014	U015	U016	U017	U018	U019	U020	U021
------	------	------	------	------	------	------	------	------	------	------	------	------	------	------	------	------	------	------	------	------

U022.ACCESSORIES

U022_S002
D1363437
CAP:DEVELOPMENT:SUB-AS
S'Y

U022_S004
D1363437
CAP:DEVELOPMENT:SUB-AS
S'Y

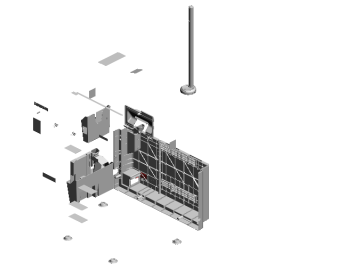
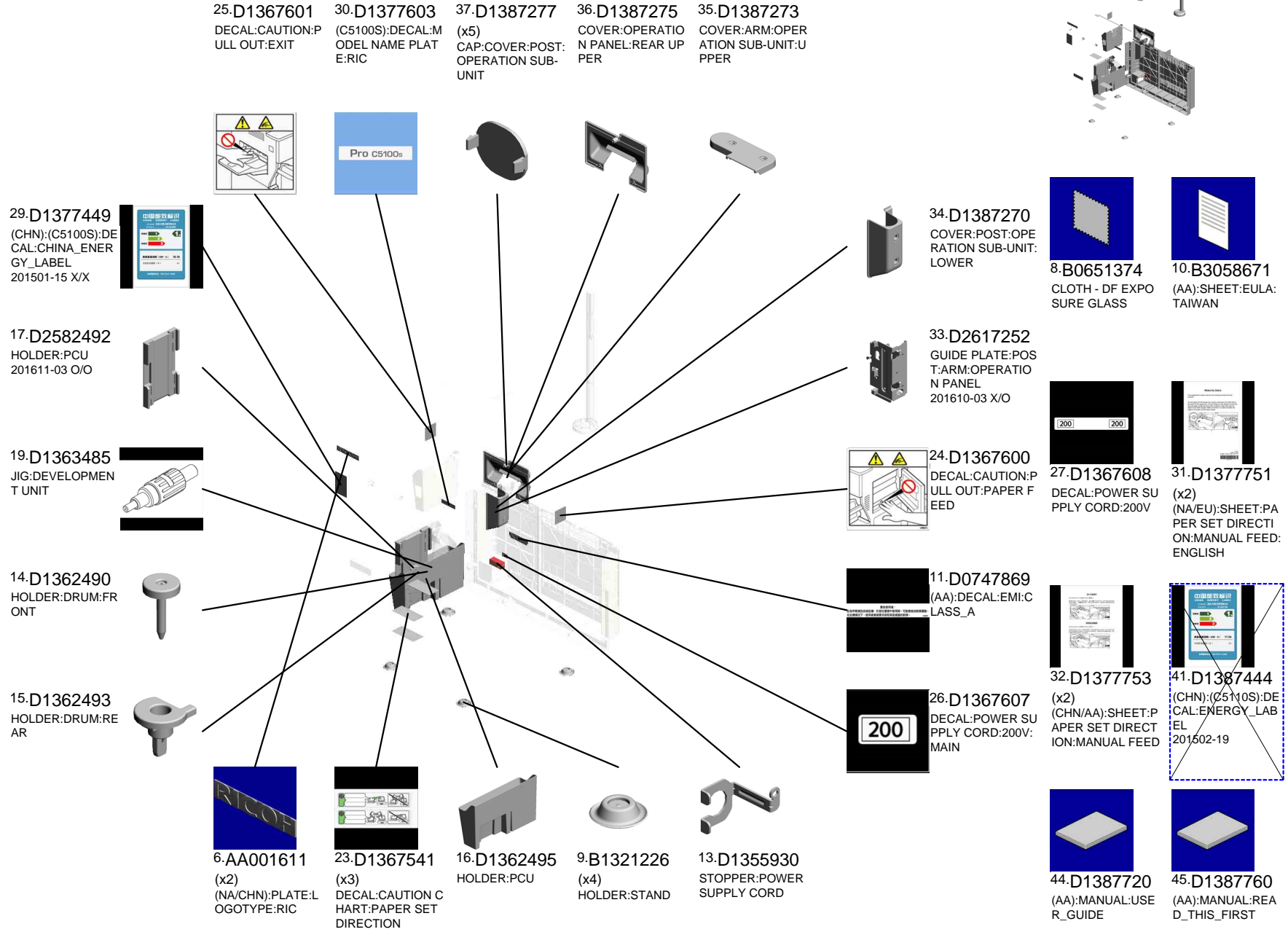
U022_S003
D1363437
CAP:DEVELOPMENT:SUB-AS
S'Y

U022_S005
D1363437
CAP:DEVELOPMENT:SUB-AS
S'Y

U022_S001
D1367985
DEVELOPER:EXCHANGEABL
E:ASS'Y

U001	U002	U003	U004	U005	U006	U007	U008	U009	U010	U011	U012	U013	U014	U015	U016	U017	U018	U019	U020	U021
------	------	------	------	------	------	------	------	------	------	------	------	------	------	------	------	------	------	------	------	------

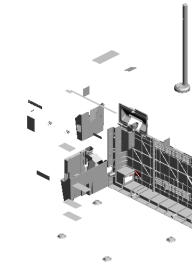
U022 ACCESSORIES



U001	U002	U003	U004	U005	U006	U007	U008	U009	U010	U011	U012	U013	U014	U015	U016	U017	U018	U019	U020	U021
------	------	------	------	------	------	------	------	------	------	------	------	------	------	------	------	------	------	------	------	------

U022 ACCESSORIES

- 56.D1496851 (x2) (NA/AA):DECAL:MAIN SWITCH:ON-STANDBY:ENGLISH
- 57.D1496852 (x2) (CHN/EU):DECAL:MAIN SWITCH:ON-STANDBY
- 54.D1496766 (x3) (NA/EU/AA):DECAL:CAUTION:ORIGINAL:ENGLISH
- 55.D1496768 (AA):DECAL:CAUTION:ORIGINAL:TAIWAN
- 62.D6836031 DECAL:SET:ORIGINAL TABLE



66.D1367446
DECAL:CAUTION:PULL OUT:SLIDE RAIL:NA
201410-08



67.D1367448 (x3) (CHN/EU/AA):DECAL:PULL OUT:SET:CAUTION:MANY LANGUAGES
201410-07



51.D1494390 (x2) (NA/AA):DECAL:CAUTION:INKJET



52.D1496667 (CHN):DECAL:CAUTION:INKJET




53.D1496668 (AA):DECAL:CAUTION:INKJET



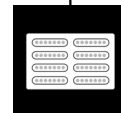
43.D1387615 (EU):DECAL:FOGRA:27477



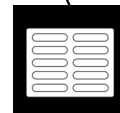
42.D1387603 (C5110S):DECAL:MODEL NAME PLATE:RIC



39.D1387334 (EU):DECAL:APPLICATION:MULTI-LANGUAGE



40.D1387353 DECAL:FUNCTION:BLANK:MULTI-LANGUAGE



64.H3064109 (AA):DECAL-LASER CLASS1




65.M0771861 TUBE TYPE LAMP:TAC:ASSY



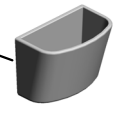
63.D6846061 (x3) (NA/EU/AA):DECAL:ORIGINAL:MANY LANGUAGES



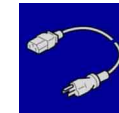
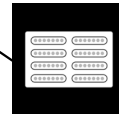
50.D1491553 (NA/CHN):SHEET:LOGO



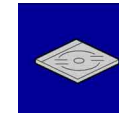
49.D2581317 HOLDER:GLASS:CLEANER:ASSY 201608-03 O/O



38.D1387333 (x2) (NA/AA):DECAL:APPLICATION:MULTI-LANGUAGE



46.D1387968 (AA):POWER SUPPLY CORD:TWN:ASSY



47.D1387974 (x2) (CHN/AA):CD-ROM:DRV/OI



48.D1437349 (AA):SHEET:SECURITY_PASSWORD



58.D1767985 (CHN):SHEET:SECURITY:CN



59.D1767986 (x2) (NA/AA):SHEET:NOTES_SECUGB



60.D1767992 (EU):SHEET:SECURITY

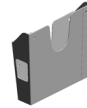
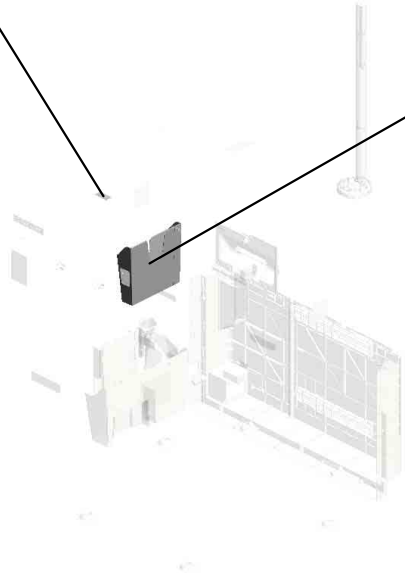


61.D6457902 (x3) (NA/EU/AA):SEAL:CAUTION:20LANGUAGES

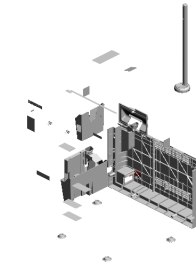
U001	U002	U003	U004	U005	U006	U007	U008	U009	U010	U011	U012	U013	U014	U015	U016	U017	U018	U019	U020	U021	U022
------	------	------	------	------	------	------	------	------	------	------	------	------	------	------	------	------	------	------	------	------	------

U022 ACCESSORIES

68.D2231381
DECAL:EXPOSURE
GLASS:CLEANING
201608-06



69.D2411339
HOLDER:OPERATING INSTRUCTIONS
201809-03 O/O

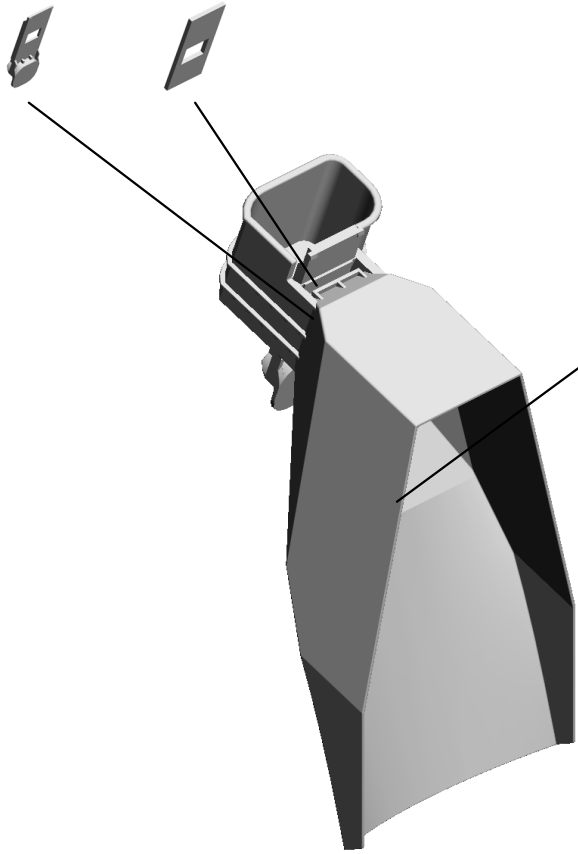


- 1. 03603006N (x 1)
SCREW - M3X6
- 2. 04543006N (x24)
TAPPING SCREW:ROUND POINT:3X6
- 3. 11500446 (x 2)
(EU/AA):POWER SUPPLY CODE:250V:16A
- 4. 11500447 (x 1)
(NA):POWER SUPPLY CODE:250V:20A
- 5. 11500466 (x 1)
(CHN):POWER SUPPLY CODE:250V:16A

U001	U002	U003	U004	U005	U006	U007	U008	U009	U010	U011	U012	U013	U014	U015	U016	U017	U018	U019	U020	U021
------	------	------	------	------	------	------	------	------	------	------	------	------	------	------	------	------	------	------	------	------

U022_S001
DEVELOPER:EXCHANGEABLE:ASS'Y

21.D1363498 20.D1363497
SHUTTER:FUNNEL SEAL:SHUTTER:FU
NNEL

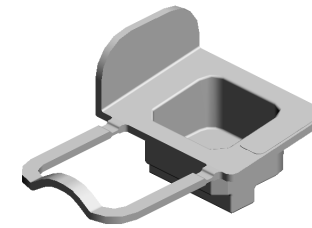


28.D1367985
DEVELOPER:EXCH
ANGEABLE:ASS'Y

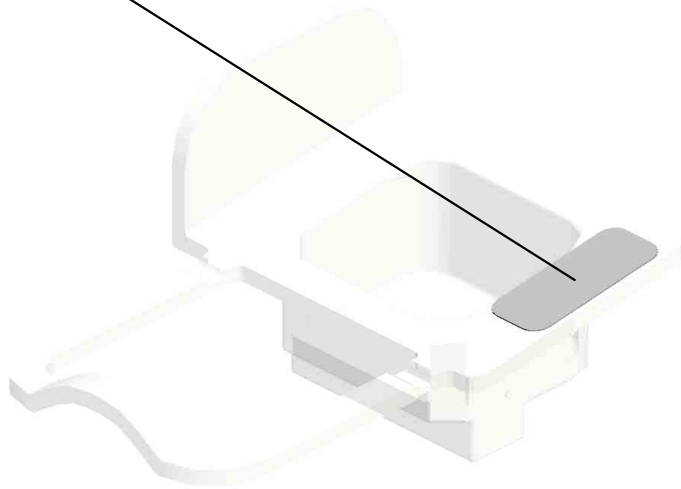

U001	U002	U003	U004	U005	U006	U007	U008	U009	U010	U011	U012	U013	U014	U015	U016	U017	U018	U019	U020	U021
------	------	------	------	------	------	------	------	------	------	------	------	------	------	------	------	------	------	------	------	------

U022_S002
CAP:DEVELOPMENT:SUB-ASS'Y

7-AA003056
DECAL:GRIP:SHO
RT:PP



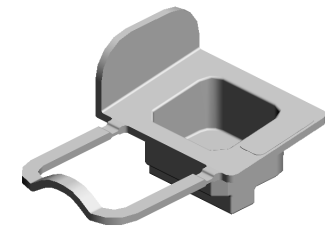
18.D1363437
CAP:DEVELOPME
NT:SUB-ASS'Y



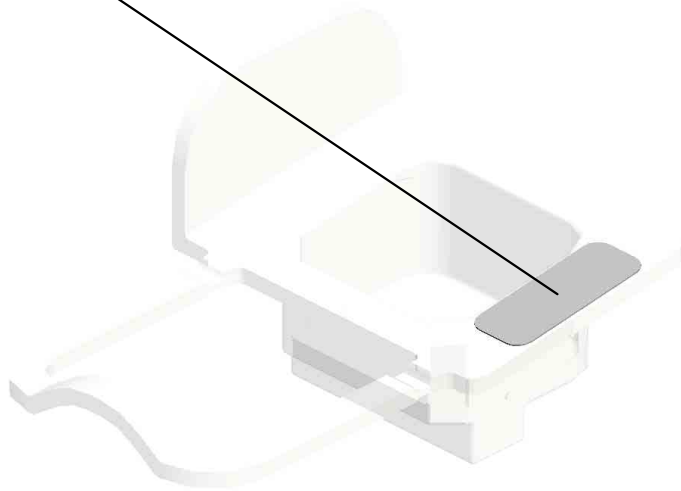
U001	U002	U003	U004	U005	U006	U007	U008	U009	U010	U011	U012	U013	U014	U015	U016	U017	U018	U019	U020	U021
------	------	------	------	------	------	------	------	------	------	------	------	------	------	------	------	------	------	------	------	------

U022_S003
CAP:DEVELOPMENT:SUB-ASS'Y

7-AA003056
DECAL:GRIP:SHO
RT:PP



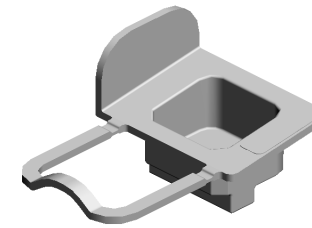
18.D1363437
CAP:DEVELOPME
NT:SUB-ASS'Y



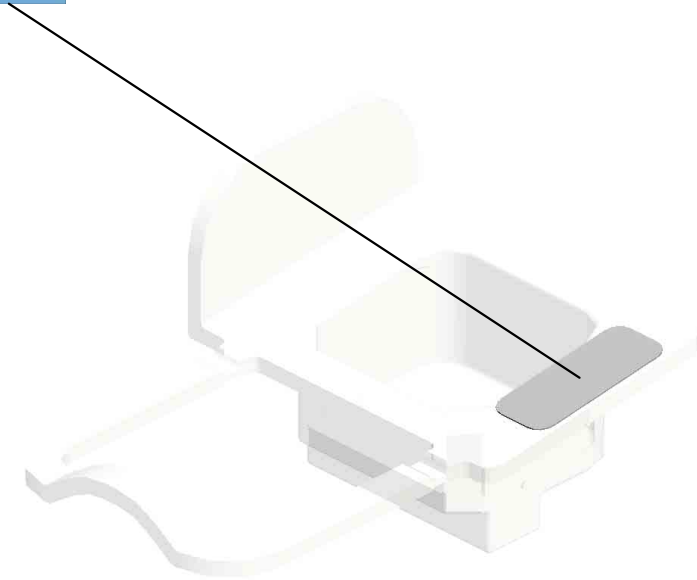
U001	U002	U003	U004	U005	U006	U007	U008	U009	U010	U011	U012	U013	U014	U015	U016	U017	U018	U019	U020	U021
------	------	------	------	------	------	------	------	------	------	------	------	------	------	------	------	------	------	------	------	------

U022_S004
CAP:DEVELOPMENT:SUB-ASS'Y

7-AA003056
DECAL:GRIP:SHO
RT:PP



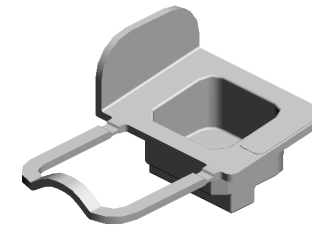
18.D1363437
CAP:DEVELOPME
NT:SUB-ASS'Y



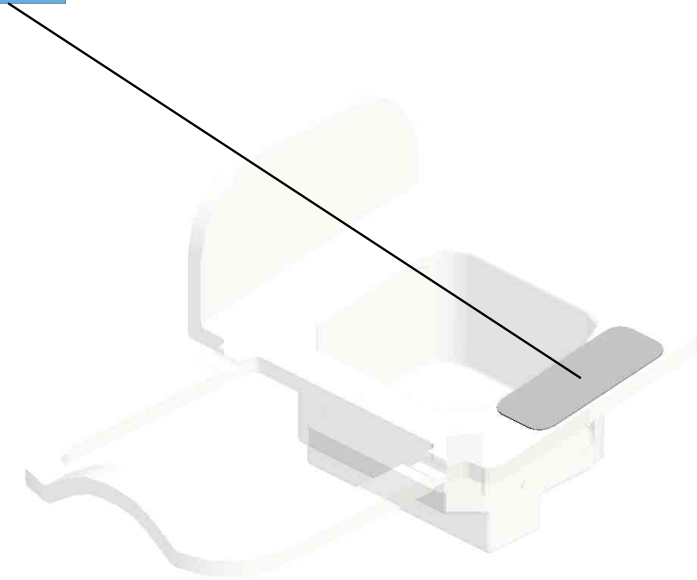
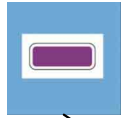
U001	U002	U003	U004	U005	U006	U007	U008	U009	U010	U011	U012	U013	U014	U015	U016	U017	U018	U019	U020	U021
------	------	------	------	------	------	------	------	------	------	------	------	------	------	------	------	------	------	------	------	------

U022_S005
CAP:DEVELOPMENT:SUB-ASS'Y

7-AA003056
DECAL:GRIP:SHO
RT:PP




18.D1363437
CAP:DEVELOPME
NT:SUB-ASS'Y



U001	U002	U003	U004	U005	U006	U007	U008	U009	U010	U011	U012	U013	U014	U015	U016	U017	U018	U019	U020	U021
------	------	------	------	------	------	------	------	------	------	------	------	------	------	------	------	------	------	------	------	------

U023
HEATER

1·AX400251
HEATER:230V:9W:
THERMOFUSE
202107-01 X/O



U001	U002	U003	U004	U005	U006	U007	U008	U009	U010	U011	U012	U013	U014	U015	U016	U017	U018	U019	U020	U021
------	------	------	------	------	------	------	------	------	------	------	------	------	------	------	------	------	------	------	------	------

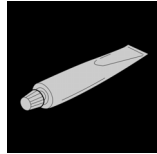
SPECIAL TOOLS



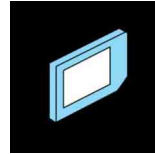
1.A0929503
C4 Color Test Chart (3 pcs/set)



2.A1849501
OPTICS ADJUSTMENT TOOL



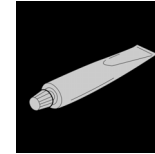
4.A2579300
Grease Barrierta ? S552R




5.B6455020
SD Card



6.C4019503
20X Magnification Scope



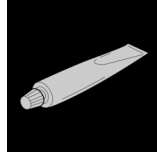
7.D0149800
GREASE-KS660B



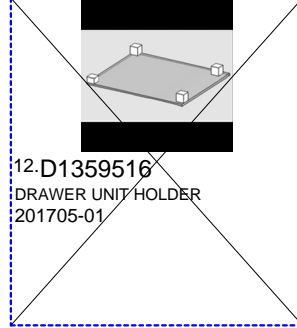
8.D0747690
BRUSH:BLOWER



10.VSSA9001
LAUNA OIL 40N




11.VSSG9002
FLUOTRIBO MG GREASE : 100G




~~12.D1359516
DRAWER UNIT HOLDER
201705-01~~




13.D0749548
DG CLEANER 5PCS/SET
201411-14




14.D1941761
SHEET:INDICATING HOLE ON A BOA
RD:NICE:GRAY:ASS'Y
201509-04



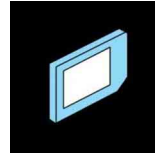
15.D1941764
SHEET:INDICATING HOLE ON A BOA
RD:NICE:BLACK:ASS'Y
201509-05




16.D1941767
COVER:NICE:WHITE
201509-06



17.A2579550
SILICONE OIL TYPE SS
201801-01 O/O



18.D0CQ5100
SD-CARD:NICE:APPLICATION:ASS'Y
202109-01 O/O



19.M0B15888
HARNESS:DEBUG:MONITOR:SERVI
CE
201911-02

Exclusive Parts

Number	Part Name	Group	ID
50530447	BUSHING - 6MM	U002_S001	11
52062686	SNAP RING	U003_S001	27
		U007	34
		U007_S002	34
		U007_S003	34
		U007_S004	34
52152621	SNAP RING - M6	U003_S001	28
		U012	9
54472681	SNAP RING	U003_S001	29
		U003_S001_S002	29
		U007	35
		U010_S001	26
		U011_S001	6
		U016_S003	23
		U017	22
54472768	STEPPED SCREW - M3	U015_S005	30
59374158	SPRING WASHER - BD10	U016_S003	24
A0929503	C4 Color Test Chart (3 pcs/set)	SPECIAL TOOLS	1
A0964928	GUIDE PLATE BAND	U017	23
A1849501	OPTICS ADJUSTMENT TOOL	SPECIAL TOOLS	2
A2171340	KNOB SCREW - M4X10	U015_S005	31
A2324666	CUSHION - STEPPER MOTOR	U004	16
		U010_S001	27
A2501752	EXPOSURE GLASS	U004	17
A2579300	Grease Barrierta ? S552R	SPECIAL TOOLS	4
A2579550	SILICONE OIL TYPE SS	SPECIAL TOOLS	17
A4181158	SPACER - M6.5X1	U003_S001_S002	30
A4221063	SEAL - 0.7X13X20	U003_S001_S007	31
		U003_S001_S008	31
A5482139	PULLEY	U003_S001	32
A6281225	BUSHING - 8MM	U003_S001_S002	33
A8061163	GUIDE PLATE CUSHION	U003_S001_S002	34
		U003_S001_S002_S001	34
A8592112	DRIVE SHAFT - PAPER FEED BELT	U003_S001_S002	35
A8592319	BASE CUSHION	U003_S001_S002	36
A8597211	STEPPED SCREW	U003	37

Number	Part Name	Group	ID
AA000282	DECAL:H-TEMP WARNING:FUSING	U015_S005_S003	32
AA000283	DECAL:GRIP:FUSING:FRONT	U015_S005	33
AA000285	DECAL:PAPER TRAY:DESIGN SKETCH1	U007	36
AA000286	DECAL:PAPER TRAY:DESIGN SKETCH2	U007	37
AA000287	DECAL:PAPER TRAY:DESIGN SKETCH3	U007	38
AA000289	DECAL:LED	U007	39
AA000290	DECAL:POSITIONING DISPLAY:SCREW:PET	U015_S005	34
		U015_S005_S003	34
AA000291	DECAL:POSITIONING DISPLAY:SCREW:PP	U001	10
		U001_S004	10
		U006_S003_S001_S001	23
		U007	40
		U008_S001	27
		U009	12
		U011_S001	7
		U012_S001_S003	10
		U020	21
		U020_S004	21
		U021	32
		U021_S002	32
AA000292	DECAL:CAUTION CHART:TANDEM LCT	U007_S015	41
		U007_S019	41
		U007_S020	41
		U007_S021	41
AA000294	DECAL:PAPER SET DIRECTION:TANDEM TRAY:RIGHT	U007_S015_S005	42
		U007_S019_S005	42
		U007_S020_S005	42
		U007_S021_S005	42
AA000295	DECAL:GRIP:INNER COVER:RIGHT	U007_S015_S003	43
		U007_S019_S003	43
		U007_S020_S003	43
		U007_S021_S003	43
AA000297	DECAL:PAPER SET DIRECTION:TANDEM	U007_S014_S002	44

Exclusive Parts

Number	Part Name	Group	ID
	NDEM TRAY:LEFT	U007_S016_S002	44
		U007_S017_S002	44
		U007_S018_S002	44
AA000308	DECAL:SIDE FENCE:REAR	U007_S015	45
		U007_S019	45
		U007_S020	45
		U007_S021	45
AA000391	SHEET:PAPER SET DIRECTION:TANDEM TRAY	U007	46
AA000395	DECAL:CAUTION:TANDEM LCT:RIGHT:SET	U007_S015	47
		U007_S019	47
		U007_S020	47
		U007_S021	47
AA001611	(NA/CHN):PLATE:LOGOTYPE:RIC	U022	6
AA003050	DECAL:LEVER:RELEASE:GUIDE PLATE:LEFT LOWER	U016_S003_S006_S001	26
AA003055	DECAL:COVER:PUSH	U006_S003_S001_S001	24
AA003056	DECAL:GRIP:SHORT:PP	U009	13
		U012_S001_S003	11
		U022_S002	7
		U022_S003	7
		U022_S004	7
		U022_S005	7
AA003057	DECAL:GRIP:LONG:PP	U009_S005	14
		U009_S006	14
		U009_S008	14
		U009_S009	14
		U009_S011	14
		U009_S012	14
		U009_S014	14
U009_S015	14		
AA003058	DECAL:PICK-UP PAPER JAM:EXIT:LEFT LOWER	U001_S004	11
AA003059	DECAL:EXIT:GUIDE PLATE:UPPER:PUSH	U016_S003_S005	27
AA003060	DECAL:LED:EXIT:UPPER	U001_S001	12
AA003061	DECAL:PICK-UP PAPER JAM:DUPL	U001_S004	13

Number	Part Name	Group	ID
	EX		
AA003062	DECAL:GRIP:OPEN AND CLOSE:GUIDE PLATE PAWL:NO.1	U016_S003_S002	28
AA003063	DECAL:LED:GATE PAWL:REVERSE:ENTRANCE	U001_S001	14
AA003064	DECAL:GRIP:OPEN AND CLOSE:GUIDE PLATE PAWL:NO.2	U016_S003_S002	29
AA021034	MAGNETIC	U017	24
AA040033	TRANSPORT BELT	U014_S001	12
AA043311	TIMING BELT:40S2M302G	U018	23
		U018_S001	23
AA043325	TIMING BELT - B40S2M250	U018_S005	24
AA043334	TIMING BELT:40S2M174	U018	25
AA043621	TIMING BELT - 60S2M156	U018_S006	26
AA043634	TIMING BELT - 40S2M296	U017	25
AA043637	TIMING BELT - 40S2M124	U018_S009	27
		U018_S010	27
		U018_S011	27
		U018_S012	27
AA043660	TIMING BELT:40S2M172	U018	28
AA043677	SYNCHRONOUS BELT:40S3M120	U016_S003	30
AA043682	SYNCHRONOUS BELT:60S1.5M150	U003_S001	43
AA043683	SYNCHRONOUS BELT:60S1.5M204	U003_S001	44
AA043692	SYNCHRONOUS BELT:40S2M182	U018_S004	29
AA043693	SYNCHRONOUS BELT:40S2M364	U018_S003	30
AA043694	SYNCHRONOUS BELT:B40S2M202	U018	31
AA043698	SYNCHRONOUS BELT:40S1.5M300	U003_S001	47
AA043702	SYNCHRONOUS BELT:80S3M204	U016_S003	31
AA043714	TIMING BELT:60S3M588	U007_S014	48
		U007_S016	48
		U007_S017	48
		U007_S018	48
AA043728	SYNCHRONOUS BELT:60S2M190	U010_S001	126
AA060842	TENSION SPRING	U003_S001	48
AA060986	TENSION SPRING:DC SOLENOID:LE	U007_S005	49

Exclusive Parts

Number	Part Name	Group	ID
	OCK		
AA061129	TENSION SPRING:TIGHTENER:DRIVE:USED TONER	U018_S003	33
AA061130	TENSION SPRING:TIGHTENER:DRIVE:TRANSPORT	U018_S005	34
AA061141	TENSION SPRING:REGISTRATION:DRIVEN:1N	U006_S003_S001	26
AA061145	TENSION SPRING:TIGHTENER:EXIT	U016_S003	32
AA061146	TENSION SPRING:LINK:GATE PAWL	U016_S003	33
AA061148	COMPRESSION SPRING:PRESSURE	U015_S005	35
AA061151	TENSION SPRING:FUSING:PAPER EXIT SUB-UNIT:LEVER	U015_S005_S001	36
AA061152	TORSION SPRING:STRIPPER PLATE:STOPPER GUIDE:FRONT	U015_S005_S001	37
AA061153	TORSION SPRING:STRIPPER PLATE:STOPPER GUIDE:FRONT:REAR	U015_S005_S001	38
AA061157	COIL SPRING:GUIDE PLATE:UPPER	U015_S005	39
AA061158	TENSION SPRING:HEAT ROLLER	U015_S005	40
AA061159	TENSION SPRING:HEAT ROLLER:TURN	U015_S005	41
AA061160	COIL SPRING:WEB:TENSION:ROLLER	U015_S003	42
AA061161	COMPRESSION SPRING:POLISH:ROLLER	U015_S005_S001	43
AA061162	TORSION SPRING:ROLLER:POLISH:REAR	U015_S005_S001	44
AA061163	TENSION SPRING:SWIVEL:GEAR	U015_S005	45
AA061164	TENSION SPRING:GEAR:ON-OFF	U015_S005	46
AA061166	TORSION SPRING:ROLLER:POLISH:FRONT	U015_S005_S001	47
AA061167	COMPRESSION SPRING:JOINT	U015	48
AA061175	TORSION SPRING:STRIPPER PLATE:STOPPER GUIDE:TURN:FRONT	U015_S005_S001	49
AA061176	TORSION SPRING:STRIPPER PLATE	U015_S005_S001	50

Number	Part Name	Group	ID
	TE:STOPPER GUIDE:TURN:REAR		
AA061193	TORSION SPRING:GRIP:FRONT	U015_S004	51
AA061194	TORSION SPRING:GRIP:REAR	U015_S004	52
AA061195	TORSION SPRING:STOPPER:ROLLER	U015_S005_S001	53
AA061202	TENSION SPRING:REGISTRATION:DRIVEN:10N	U006_S003_S001	25
AA062172	COIL SPRING:PRESSURE:SEPARATOR	U006_S004	27
AA062173	COIL SPRING:LEVER:COVER:MANUAL FEED	U006_S004 U007_S001	28 50
AA063435	COMPRESSION SPRING:PAPER FEED:JOINT	U003_S001_S002	49
AA063463	COMPRESSION SPRING:DRAWER	U019	32
AA063715	COMPRESSION SPRING:JOINT:CONNECTING:DRIVE SUB-UNIT	U018_S005	35
AA063716	COMPRESSION SPRING:LEVER:OPEN AND CLOSE	U006_S003	29
AA063717	COMPRESSION SPRING:DRIVEN:EXIT:NO.2	U016_S003 U016_S003_S006	34 34
AA063718	COMPRESSION SPRING:DRIVEN:EXIT:NO.1	U016_S003	35
AA063719	COMPRESSION SPRING:HOLDER:GUIDE PLATE:EXIT	U016_S003_S006	36
AA063720	COMPRESSION SPRING:DRIVEN:EXIT:NO.4	U016_S003	37
AA063721	COMPRESSION SPRING:GATE:REVERSE EXIT	U016_S003	38
AA063723	COMPRESSION SPRING:STAY:REGISTRATION:5N	U006_S003	30
AA063731	COMPRESSION SPRING:DRIVEN:EXIT:CONNECTING	U016_S003	34
AA063761	COIL SPRING:RELEASE:PICKUP:MANUAL FEED	U006_S004	31
AA063763	COIL SPRING:PRESSURE:PICKUP	U006_S004	32
AA063902	SPRING:CONNECTOR:TANDEM LCT	U007	51
AA063965	COMPRESSION SPRING:GRIP:LEFT	U001	85

Exclusive Parts

Number	Part Name	Group	ID
	T		
AA066397	TORSION SPRING:WEB:MECHANICAL DRIVE SECTION	U015	54
AA066401	TORSION SPRING:FEELER	U015_S003	55
AA066431	COIL SPRING:OPEN AND CLOSE:LEFT LOWER:GUIDE PLATE:UPPER	U016_S003_S006	39
AA066432	COIL SPRING:OPEN AND CLOSE:LEFT LOWER:GUIDE PLATE:LOWER	U016_S003_S006	40
AA066433	COIL SPRING:GUIDE PLATE:UPPER:OPEN AND CLOSE:FRONT	U016_S003	41
AA066434	COIL SPRING:GUIDE PLATE:UPPER:OPEN AND CLOSE:REAR	U016_S003	42
AA066699	TORSION SPRING:LOCK:STRIPPER PLATE:FRONT	U015_S005	56
AA066700	TORSION SPRING:LOCK:STRIPPER PLATE:REAR	U015_S005	57
AA070093	SLIDE RAIL:PULL OUT	U021	33
AA071020	SLIDE RAIL:LARGE CAPACITY TRAY:LEFT:ASS'Y	U007	52
AA071022	SLIDE RAIL:LARGE CAPACITY TRAY:RIGHT:ASS'Y	U007	54
AA071023	SLIDE RAIL:TONER SUPPLY UNIT:LEFT:ASS'Y	U008	28
AA071024	SLIDE RAIL:TONER SUPPLY UNIT:RIGHT:ASS'Y	U008	29
AA071025	SLIDE RAIL:LARGE CAPACITY TRAY:MIDDLE:ASS'Y	U007	53
AA080247	BUSHING - B-F6-3	U015_S005 U015_S005_S001	58 58
AA080346	BUSHING:FLANGE TYPE:DIA6	U003_S001 U017	50 26
AA080347	BUSHING - 8MM	U003_S001	51
AA080354	BUSHING - 6MM	U015_S003	59
AA080355	BUSHING - 7MM	U015_S003	60
AA080356	BUSHING - 6MM	U015_S003	61
AA082093	BUSHING:3XMM6MM8	U015_S005_S001	62
AA082101	BUSHING - 6X10X6	U003_S001	52

Number	Part Name	Group	ID
		U003_S001_S002	52
		U015_S005_S001	63
AA082104	BUSHING - 8X12X7	U003_S001 U010_S001 U021	53 28 34
AA082137	BUSHING:6X10X6	U011_S001	8
AA082144	BUSHING - 8X12X7	U003_S001	54
AA082171	PLAIN SHAFT BEARING:6X10X6	U007_S002 U007_S003 U007_S004	55 55 55
AA082172	BUSHING:DIA6XDIA10X4:EG-1	U015_S005	64
AA082173	PLAIN SHAFT BEARING:6X10X6	U006_S004 U006_S004_S002 U007 U007_S002 U007_S002_S001 U007_S003 U007_S003_S001 U007_S004 U007_S004_S001 U007_S014 U007_S016 U007_S017 U007_S018 U016_S003 U016_S003_S006 U017_S003 U018_S002 U018_S009 U018_S010 U018_S011 U018_S012	33 33 56 56 56 56 56 56 56 56 56 56 56 56 43 43 27 36 36 36 36 36 36
AA082174	PLAIN SHAFT BEARING:6X10X9	U007_S002 U007_S003 U007_S004	57 57 57
AA082175	PLAIN SHAFT BEARING:8X12X7	U007 U007_S015 U007_S019	58 58 58

Exclusive Parts

Number	Part Name	Group	ID
		U007_S020	58
		U007_S021	58
AA083014	ONE-WAY CLUTCH	U006_S004	34
AA083018	ROLLER CLUTCH - 6X14X10	U006_S004	35
AA100014	RETAINING RING C - SEPARATE	U006	36
		U006_S004	36
		U007_S002	59
		U007_S003	59
		U007_S004	59
AA120145	DISCHARGE BRUSH:REVERSE:17MM	U016_S003	44
AA132013	SPACER	U003_S001_S002	55
AA132024	SPACER - M6	U015	65
AA132030	SPACER:DIA14	U021	35
AA132204	COLLAR	U015_S005	66
AA132300	ROLLER:LOCK:PULL OUT	U021	36
AA140944	SHAFT:LEVER:OPEN AND CLOSE	U006_S003	37
AA140946	SHAFT:LOCK:PULL OUT	U021	37
AA143183	STEPPED SCREW	U012	12
		U017	28
AA143517	GUIDE PLATE SCREW	U015_S005	67
AA143537	SCREW:M3:BLACK	U001	15
		U004	18
AA143555	SCREW - M3X5	U007_S001	60
		U013	11
AA143579	SCREW - M3	U008	30
		U021	38
		U021_S002	38
AA143599	STEPPED SCREW:M3:ROUND POINT	U006	38
AA143702	SCREW:PIN:POSITIONING	U001	16
		U006_S003_S001	39
AA143788	PIN:GUIDE PLATE:PAPER FEED	U003_S001	56
		U003_S001_S007	56
AA143789	SHAFT:CLEANER	U003_S001	57
AA143803	FLANGED HEXAGONAL HEAD BOLT:CASTER	U002_S001	12
AA143807	SCREW:A	U011_S001	9

Number	Part Name	Group	ID
AA143842	SCREW:DIA6:14.5:M4	U003_S001	58
AA143870	STEPPED SCREW	U021	39
AA143884	STEPPED SCREW:DIA5.4:DIA3.5:M3:LONG	U019	33
AA145909	SHAFT:STOPPER:PULL OUT	U021	40
AA161104	CUSHION - MOTOR	U004	19
AA162082	CUSHION:PLATE:PAPER	U007_S015_S001	61
		U007_S015_S002	61
		U007_S019_S001	61
		U007_S019_S002	61
		U007_S020_S001	61
		U007_S020_S002	61
		U007_S021_S001	61
		U007_S021_S002	61
AB010156	GEAR:SEPARATE:DRIVE	U007_S002	62
		U007_S003	62
		U007_S004	62
AB010157	GEAR:SEPARATE:DRIVEN	U007_S002	63
		U007_S003	63
		U007_S004	63
AB010173	GEAR - 60Z	U015_S003	68
AB010174	GEAR - 20Z/50Z	U015_S003	69
AB010175	GEAR - 24Z	U015_S003	70
AB010176	GEAR - 24Z	U015_S003	71
AB010177	GEAR - 32Z	U015_S003	72
AB010178	WORM GEAR	U015_S003	73
AB010773	GEAR:SHAFT:GATE PAWL:EXIT	U016_S003	182
AB010774	GEAR:IDLER:COUPLING:GATE PAWL	U016_S003	183
AB011387	GEAR - 23Z	U006_S004	40
AB011523	GEAR - 24Z	U015	74
AB011524	GEAR - 36Z	U015	75
AB011526	GEAR - 24Z	U015	76
AB011561	GEAR:MANUAL FEED	U006_S004_S002	41
AB011562	GEAR:SEPARATOR:DRIVE:MANUAL FEED	U006_S004	42
AB011569	GEAR:Z25:DRIVE:REGISTRATION ROLLER	U006_S003	43

Exclusive Parts

Number	Part Name	Group	ID
AB011570	GEAR:Z20:DRIVEN:REGISTRATIO N ROLLER	U006_S003_S001	44
AB011607	GEAR:ON-OFF:TRANSFER	U018_S002	37
AB011610	GEAR:USED TONER:IDLER:NO.3	U018_S003	38
AB011611	GEAR:USED TONER:DRIVE:LOWE R	U018_S003	39
AB011612	GEAR:USED TONER:MIDDLE	U018	40
AB011616	GEAR:PAPER FEED SUB-UNIT	U018_S007	41
		U018_S008	41
		U018_S009	41
		U018_S010	41
		U018_S011	41
		U018_S012	41
AB012078	GEAR:PULL OUT:LOCK:DRIVE	U021	41
AB012201	GEAR:IDLER:ROLLER:FUSING	U015	77
AB012202	GEAR:DRIVE:ROLLER:POLISH	U015	78
AB012203	GEAR:DRIVE:ROLLER:FUSING:B	U015_S004	79
		U015_S005	79
AB012205	GEAR:IDLER:ON-OFF	U015_S005	80
AB012206	GEAR:DRIVE:ROLLER:FUSING:A	U015_S005	81
AB012207	GEAR:POLISH:ROLLER:A	U015_S005	82
AB012208	GEAR:IDLER:PRESSURE ROLLER: ASS'Y	U015_S005	83
AB012209	GEAR:JOINT:PRESSURE:ASS'Y	U015_S005	84
AB012210	GEAR:PRESSURE ROLLER	U015_S005	85
AB012211	GEAR:HEAT ROLLER:TURN	U015_S005	86
AB012212	GEAR:HOT ROLLER	U015_S005	87
AB012213	GEAR:IDLER:FUSING	U015_S005	88
AB012214	GEAR:POLISH:ROLLER:A	U015_S005	89
		U015_S005_S001	89
AB012216	GEAR:POLISH:ROLLER:B	U015_S005	90
AB012217	GEAR:WORM WHEEL:MOTOR:FUS ING:ON-OFF	U015	91
AB012218	GEAR:IDLER:WEB:ON-OFF:1	U015	92
AB012219	GEAR:CAM:SHAFT:WEB:ON-OFF	U015	93
AB012227	GEAR:ON-OFF:MOTOR	U015	94
AB012970	GEAR:ROLLER:REVERSE:EXIT	U016_S003	45
AB012971	GEAR:COUPLING:HEAT PIPE	U016_S003	46

Number	Part Name	Group	ID
AB012972	GEAR:SHAFT:HEAT PIPE	U016_S003	47
AB014135	GEAR - 18Z	U007	64
AB016002	GEAR:Z36	U018	42
AB017837	GEAR:ON-OFF:TRANSFER:IDLER: NO.1	U018_S002	43
AB017838	GEAR:ON-OFF:TRANSFER:IDLER: NO.2	U018_S002	44
AB017839	GEAR:IDLER:BELT CLEANING	U018_S001	45
AB017912	GEAR:USED TONER:IDLER:NO.1	U018_S003	46
AB017913	GEAR:USED TONER:IDLER:NO.2	U018_S003	47
AB017914	GEAR:PULLEY:LOWER:Z33/S2M43 T	U018_S003	48
AB017915	GEAR:PULLEY:USED TONER:UPP ER:Z37/S2M31T	U018_S004	49
AB017916	GEAR:PAPER FEED SUB-UNIT:IDL ER	U018_S007	50
		U018_S008	50
		U018_S009	50
		U018_S010	50
		U018_S011	50
		U018_S012	50
AB017917	GEAR:IDLER:48T/Z28	U018_S005	51
AB017918	GEAR:REVERSE EXIT:IDLER:NO.2	U018	52
AB017919	GEAR:Z26/26T	U018	53
AB017920	GEAR:PULL OUT:LOCK:NO.1	U021	42
AB017921	GEAR:PULL OUT:LOCK:NO.2	U021	43
AB017922	GEAR:PULL OUT:LOCK:NO.3	U021	44
AB017930	GEAR:REVERSE EXIT:IDLER:NO.1	U016_S003	50
AB017931	GEAR:IDLER:DC STEPPER MOTO R:GATE PAWL	U016_S003	51
AB017933	PULLEY:GEAR:EXIT	U016_S003	53
AB017939	GEAR:IDLER:CONTACT POINT:GA TE PAWL	U016_S003	184
AB019475	GEAR - 48T	U007	65
AB030831	TIMING PULLEY:15T:DRIVE	U007_S014	66
		U007_S016	66
		U007_S017	66
		U007_S018	66
AB030865	PULLEY:S2M:54T/27T	U018_S005	54

Exclusive Parts

Number	Part Name	Group	ID
AB030866	PULLEY:DUPLEX SUB-UNIT:REGISTRATION:S2M54T	U018	55
AB030867	PULLEY:T60	U018	56
AB030876	PULLEY:S2M:36T	U018	57
AB030881	PULLEY:TORQUE LIMITER MECHANICAL CLUTCH	U016_S003	54
AB030882	TIMING PULLEY:EXIT	U016_S003	55
AB030883	PULLEY:EXIT:NO.1	U016_S003	56
AB030884	PULLEY:EXIT:NO.2	U016_S003	57
AB033085	TIMING PULLEY - 15T	U007_S014	67
		U007_S016	67
		U007_S017	67
		U007_S018	67
AB033113	TIMING PULLEY:S2M41T:S2M33T	U018_S004	58
AB033114	PULLEY:DUPLEX SUB-UNIT:S2M:36T:COUPLING	U018	59
AB033115	PULLEY:DUPLEX SUB-UNIT:IDLER:S2M:36T	U018	60
AB033116	PULLEY:DUPLEX SUB-UNIT:54T/36T	U018	61
AB033117	PULLEY:IDLER:EXIT	U018_S006	62
AC020150	LENS:LED:1	U001	17
		U017	29
		U021	45
AC020151	LENS:LED:2	U021	46
AC020152	LENS:LED:3	U007	68
		U007_S001	68
AC020153	LENS:LED:4	U006_S004	45
AC030211	MIRROR:NO.1	U004_S002	20
AE010115	HOT ROLLER:DIA52	U015_S005	95
AE020215	PRESSURE ROLLER:DIA50	U015_S005	96
AE030035	BALL BEARING - 6X16X5	U015_S005	97
AE030044	BALL BEARING - 10X22X6	U015_S005	98
AE030059	BALL BEARING:MM20XMM32X7	U015_S005	99
AE045059	WEB:SUB-ASS'Y	U015_S003	100
AF013019	PAD:TRAY BOTTOM PLATE	U007_S012	314
		U007_S013	314
AF020792	REGISTRATION ROLLER:DRIVE	U006_S003	46

Number	Part Name	Group	ID
AF020793	TRANSPORT ROLLER:DUPLEX:DRIVE:1	U017	30
AF020797	TRANSPORT ROLLER:DRIVE:REVERSE:ASS'Y	U017_S004	32
AF020839	TRANSPORT ROLLER:SHIFT:DUPLICATE	U017	132
AF022064	TRANSPORT ROLLER:DRIVEN	U014_S001	13
AF022067	GUIDE STOPPER ROLLER	U016_S003_S006	58
		U017	33
AF030049	PICK-UP ROLLER	U006_S004	47
AF030094	PAPER FEED ROLLER:PICKUP	U007_S002	70
		U007_S003	70
		U007_S004	70
AF031046	FEED ROLLER - MANUAL FEED	U006_S004	48
AF031094	PAPER FEED ROLLER:FEED	U007_S002	71
		U007_S003	71
		U007_S004	71
AF032053	ROLLER:SEPARATE:MANUAL FEED	U006_S004	49
AF032094	PAPER FEED ROLLER:SEPARATE	U007_S002	72
		U007_S003	72
		U007_S004	72
AF040071	ROLLER:EXIT:EXIT	U016_S003_S007	59
AF040076	ROLLER:EXIT:EXIT	U016_S003_S007	59
AF040079	ROLLER:HEAT PIPE:DRIVE	U016	187
		U016_S001	187
AG070513	MAGNET CATCH	U001	18
		U017	131
AG070514	MAGNET CATCH	U001	19
AG071012	MAGNET CATCH:ASS'Y	U013	12
AH012031	CASTER:1470N	U021	47
AW010091	PHOTO REFLECTION SENSOR	U017_S003	35
AW010134	ORIGINAL SENSOR - 48MM	U004	21
AW010147	PHOTO REFLECTION SENSOR	U014_S001	14
		U020	22
AW010150	PHOTO REFLECTION SENSOR:ORIGINAL TRAY	U003_S001	59
		U006_S004_S002	50
AW010151	PHOTO REFLECTION SENSOR:PS1	U003_S001	60

Exclusive Parts

Number	Part Name	Group	ID
	22TL1-A		
AW010200	PAPER FEED SENSOR:FUSING EX IT	U015	101
		U015_S005	101
AW010201	DISTANCE MEASURING SENSOR:150MM	U015	102
AW020145	PHOTOINTERRUPTOR:FLAT	U013	13
AW020146	PHOTOINTERRUPTOR:FLAT:PICH2MM:M4	U004	22
AW020190	PHOTOINTERRUPTOR:FLAT:7MM	U003_S001	62
AW020198	PHOTOINTERRUPTOR:LG2A14NL1	U001	20
		U004	23
		U005_S001	10
		U006_S004	51
		U006_S004_S002	51
		U007	73
		U007_S014	73
		U007_S016	73
		U007_S017	73
		U007_S018	73
		U008_S001	31
		U015	103
		U015_S005	103
		U017	36
		U018_S003	63
		U021	48
AW020204	PHOTOINTERRUPTOR:LGRC102	U010_S001	29
AW020209	ENCODER:PAPER THICK	U006	52
		U006_S003	52
AW020210	OPTICS SENSOR:ENCODER:300LPI	U010_S001	30
AW020212	OPTICS SENSOR:ENCODER:300LPI	U018_S001	64
AW020213	OPTICS SENSOR:ENCODER:300LPI	U010_S001	31
AW020224	PHOTOINTERRUPTOR:GP1A173LCSVF	U003_S001	61
AW020234	PHOTOINTERRUPTOR:GP1A173LCS5F	U007_S002	315
		U007_S003	315

Number	Part Name	Group	ID
		U007_S004	315
		U014_S001	35
		U016_S003	189
		U017	133
		U017_S001	133
AW100107	THERMISTOR	U013_S001	14
		U020	23
AW100120	THERMISTOR:FUSING	U015_S005	104
AW100133	TEMPERATURE SENSOR:NC-F10	U015_S005	105
AW100161	THERMISTOR:FUSING:70ANG	U015_S005	107
AW100183	THERMOPILE	U015	298
		U015_S005	298
AW110044	THERMOSTAT:150C:250V/17A	U015_S005	108
AW140016	TEMPERATURE & HUMIDITY SENSOR	U009	15
		U010	32
AW500039	ROTARY SWITCH:PAPER SIZE SENSOR:CW	U006_S004_S002	53
AW500040	PUSH SWITCH:SW1AG-550:10MA	U006_S003	54
		U006_S004	54
		U007	76
		U009	16
		U013	15
		U016	61
		U016_S003	61
		U017	38
		U019	34
		U021	49
AW500041	PUSH SWITCH:PAPER SIZE SENSOR	U007	75
AX040145	DC MOTOR:TANDEM LCT	U007	77
AX040254	DC MOTOR:RISING TRAY:ASS'Y:1.007W:BRUSH	U003_S001_S003	63
AX040267	DC STEPPER MOTOR:DIA42:24V	U015	109
AX040268	DC STEPPER MOTOR:DIA42:24V:ON-OFF:ROLLER	U015	110
AX040281	DC MOTOR:RISING TRAY:1.007W:BRUSH	U007_S008	78
		U007_S009	78
AX050345	DC STEPPER MOTOR:DIA42	U008_S001_S001	32

Exclusive Parts

Number	Part Name	Group	ID
		U008_S001_S002	32
		U008_S001_S003	32
		U008_S001_S004	32
AX060394	DC STEPPER MOTOR:MM42:1.2A:3.60V	U010_S001	33
AX060450	DC MOTOR:INTERMEDIATE TRANSFER:8.4W:BRUSHLESS	U010_S001	34
AX060451	DC MOTOR:TRANSFER:SECOND:9.8W:BRUSHLESS	U018_S001	65
AX060453	DC MOTOR:DIA55:40W:BRUSHLESS	U015	111
AX060510	DRIVE SUB-UNIT:ON-OFF:PRESSURE ROLLER	U018_S018	66
AX400178	HEATER:240V:18W:UPPER	U010_S001	35
AX400251	HEATER:230V:9W:THERMOFUSE	U023	1
AX430209	HEATER:PRESSURE ROLLER:208V:600W:INFRARED	U015_S005	112
AX640200	FAN:MM60:DC 3.12W	U014_S001	16
AX640221	FAN:SIROCCO:DC24V:50MM	U020_S004	24
AX640222	DC FAN MOTOR:DC24V:MM60:25MM	U019	35
		U020	25
AX640223	FAN:SIROCCO:DC24V:60MM	U008_S001	33
		U020	26
		U020_S003	26
AX640224	DC FAN MOTOR:AXIAL:MM80	U020	27
AX640225	DC FAN MOTOR:AXIAL:MM80:25MM	U019	36
		U020	28
AX640226	DC FAN MOTOR:AXIAL:MM80:20MM	U020	29
AX650054	DC FAN MOTOR:SIROCCO:DC24V:PWM	U020	30
		U020_S002	30
AX650056	DC FAN MOTOR:AXIAL:MM92	U020	31
AZ240367	POWER SUPPLY UNIT:FW:200V	U019	38
AZ240371	POWER SUPPLY UNIT:ECO:200V:456.4W	U019	37
AZ310032	POWER PACK:D	U019	39
AZ310034	POWER PACK:TRANSFER	U010_S001	36
AZ320133	POWER PACK:T1/T2	U010_S001	37

Number	Part Name	Group	ID
AZ320134	POWER PACK:CHARGE:DEVELOPMENT	U019	40
B0434645	SPRING - 2N	U003_S001	64
B0442316	CLUTCH SPACER	U018_S005	67
B0442756	SPRING - PAPER FEED ROLLER	U006_S004	55
B0651374	CLOTH - DF EXPOSURE GLASS	U022	8
B1321226	HOLDER:STAND	U022	9
B1322264	BUSHING:TERMINAL	U009_S007	17
		U009_S010	17
		U009_S013	17
		U009_S016	17
		U011_S001	10
B1326114	CAM:ON-OFF:BLACK	U010_S001	38
B1326124	SPRING PLATE:CAM	U010_S001	39
B1881125	FLANGED HEXAGONAL HEAD BOLT:M5X14	U021	50
B2231186	DRIVE JOINT	U018_S007	68
		U018_S008	68
		U018_S009	68
		U018_S010	68
		U018_S011	68
		U018_S012	68
B2232608	GEAR:Z16	U006_S004	56
B2232862	LEVER - RELEASE INNER	U007_S012	79
		U007_S013	79
B2234317	STEPPER MOTOR:DC24V 24.3W	U015	115
B2234441	STEPPER MOTOR:DC24V 70.2W	U016_S003	62
B2234494	STOPPER- UPPERGATE PAWL	U017_S003	39
B2234552	BUSHING:DIA4	U017	40
B2236171	RUBBER BUSHING:ENCODER	U010_S001	40
B2342390	FLANGED HEXAGONAL HEAD BOLT:M4X8	U001	21
		U008	34
		U011	11
		U015	116
		U016	63
		U020	32
		U020_S004	32
		U021	51

Exclusive Parts

Number	Part Name	Group	ID
B2342399	BOLT - M3X6	U006_S003_S001	57
		U007	80
		U009	18
		U012_S001	13
		U015_S005	117
		U015_S005_S001	117
B2342864	PAD:CLEANER	U007_S012_S001	81
		U007_S012_S002	81
		U007_S013_S001	81
		U007_S013_S002	81
		U007_S015	81
		U007_S019	81
		U007_S020	81
B2474456	SPRING - LOWER EXIT ROLLER	U016_S003	64
B2591131	SCREW:PCU	U009	19
B3058671	(AA):SHEET:EULA:TAIWAN	U022	10
B3863320	SPRING:BELT:PAPER FEED:8N	U003_S001_S002	65
B3871951	SPRING - PAPER SIZE SENSOR	U003_S001	66
B3872113	ROLLER - PAPER FEED BELT	U003_S001_S002	67
B4756855	SHIELD:TANDEM LCT:REAR RIGH T	U007_S015	82
		U007_S019	82
		U007_S020	82
		U007_S021	82
B4772227	PICKUP ROLLER:COUPLING	U003_S001_S002	68
B4772622	DISCHARGE BRUSH:L11	U003_S001	69
B4774131	SPRING	U003_S001	70
B6455020	SD Card	SPECIAL TOOLS	5
B6521133	SHAFT:SLIDER	U003_S001	71
B6521134	COMPRESSION SPRING	U003_S001	72
B6523174	TENSION SPRING	U003_S001	74
B7002649	TIMING BELT:40S2M144	U016_S003	65
B7003535	TIMING BELT:B40S2M116	U018_S005	69
B7004720	TIMING BELT:B40S2M214	U017	41
B7005810	STEPPER MOTOR:DC24V 2.5W	U017	42
B7061859	SCREW:SLIDER:LOCK	U003_S001	77
B7125605	GRIP:APPLICATION	U004	24
		U010_S001	41

Number	Part Name	Group	ID
B7892114	PAPER FEED BELT ROLLER	U003_S001_S002	78
B8012649	TRAY STAY SHAFT - RIGHT	U007_S015	83
		U007_S019	83
		U007_S020	83
		U007_S021	83
B8012763	LOCK LEVER SHAFT	U007_S014	84
		U007_S016	84
		U007_S017	84
		U007_S018	84
B8022532	SPRING PLATE:SIDE FENCE	U003_S001	79
B8022536	SLIDER:SIDE FENCE	U003_S001	80
B8041180	DISCHARGE BRUSH:PUNCH UNIT	U003_S001	81
		U003_S001_S007	81
B8301135	SCREW	U003_S001	82
B8301456	TIMING BELT - 40S2M190	U018_S005	70
		U018_S006	70
B8303504	TIMING BELT - 40S2M100	U007_S002	85
		U007_S003	85
		U007_S004	85
B8352889	TIMING BELT - B60S2M144	U017_S004	43
BB013026	GEAR:IDLER:25Z:ASS'Y	U015_S005	118
C2442601	FRONT STEPPED SCREW	U015_S005	119
C2577055	WASHER:DIA8.1XDIA11.5X1T	U018_S001	71
C2592267	LOCK HOLDER	U007	86
C4019503	20X Magnification Scope	SPECIAL TOOLS	6
D0092573	PULLEY - VERTICAL TRANSPORT	U007_S001	87
		U007_S001_S001	87
		U007_S001_S002	87
		U007_S001_S003	87
D0092574	PULLEY - IDLER	U007_S001	88
		U007_S001_S001	88
		U007_S001_S002	88
		U007_S001_S003	88
D0094388	ROLLER CLUTCH	U015_S003	120
D0141248	PLATE:LEVER:DRUM STAY:LEFT	U008_S001	35
D0141265	BRACKET:DC MOTOR	U018	72
D0142380	COMPRESSION SPRING - DRUM	U009	20
D0149800	GREASE-KS660B	SPECIAL TOOLS	7

Exclusive Parts

Number	Part Name	Group	ID
D0291749	PULLEY:PROTECTION	U004	25
D0292677	TRANSPORT BELT:DRIVEN:VERTICAL TRANSPORT	U007_S001	89
		U007_S001_S001	89
		U007_S001_S002	89
		U007_S001_S003	89
D0294439	STOPPER:GATE PAWL:ENTRANCE	U016_S003	66
D0294486	TENSION SPRING:GATE PAWL:1.5N	U007_S015	90
		U007_S019	90
		U007_S020	90
		U007_S021	90
D0391253	BAND:COVER:FRONT	U008_S001	36
D0391254	SPRING PLATE:BAND	U008_S001	37
D0391258	CLEANING FELT:SHIELD GLASS	U001_S003	102
D0392566	TENSION SPRING:GRIP:RIGHT	U007_S012	91
		U007_S013	91
D0392993	SHAFT:TRANSPORT BELT:PULLEY	U007_S001	93
		U007_S001_S001	93
		U007_S001_S002	93
		U007_S001_S003	93
D0396327	SPACER:SENSOR:TM	U010_S001_S001	43
D0596690	PLATE:PAPER:ASS'Y	U007_S015_S001	94
		U007_S015_S002	94
		U007_S019_S001	94
		U007_S019_S002	94
		U007_S020_S001	94
		U007_S020_S002	94
		U007_S021_S001	94
		U007_S021_S002	94
D0741454	DC MOTOR:DIA49:9.8W:BLS	U013	16
		U018_S003	74
D0742459	JOINT:CLEANING UNIT	U009_S006	22
		U009_S009	22
		U009_S012	22
		U009_S015	22
D0742503	GEAR:IDLER:31Z:LEFT	U009_S006	23
		U009_S009	23
		U009_S012	23

Number	Part Name	Group	ID
		U009_S015	23
D0742577	CONNECTOR:DRAWER:4POLE:RE C	U020_S004	33
D0743416	JOINT:DRIVE:DEVELOPMENT UNIT	U009_S005	24
		U009_S008	24
		U009_S011	24
		U009_S014	24
		U014	17
D0744009	HOLDER:M5	U015_S005	122
D0744063	HOUSING:THERMOSTAT:ASS'Y	U015_S005	123
D0744097	TAB:TERMINAL:CONNECTING	U015_S005	124
D0744100	COVER:BASE:ID	U015_S005	125
D0744227	BOLT:M5:ROUND POINT	U015_S005	126
D0744300	SPRING PLATE:CLEANING UNIT:F USING	U015_S003	127
D0744302	PLAIN SHAFT BEARING:ROLLER:REAR	U015_S003	128
D0744333	ROLLER:PLATE	U015_S003	129
D0744351	STEPPED SCREW:DIA5.4DIA:DIA3.5:M3	U010	44
		U019	41
D0744354	GEAR:SLOW DOWN:WORM GEAR	U015	130
D0744380	DECAL:H-TEMP WARNING:FUSING:WEB	U015_S003_S001	131
D0745101	SD-CARD:NICE:REGI2:ASS'Y	U019	99
D0745414	PCB:TCRU-IDB	U015_S005	132
D0745440	PCB:RELAY:AC	U019	42
D0746078	COMPRESSION SPRING:DRAWER:INTERMEDIATE TRANSFER	U010	45
D0746109	PLATE:BLADE:BELT CLEANING	U010_S001	46
D0746411	COIL SPRING:EARTH:BELT CLEANING	U011_S001	12
D0746415	DUAL FACES TEPE:ENTRANCE SEAL:BELT CLEANING	U011_S001	13
D0746416	SEAL:ENTRANCE SEAL:BELT CLEANING	U011_S001	14
D0746420	BRUSH:REMOVE PAPER DUST:BELT CLEANING	U011_S001	15
D0746424	BLADE:CLEANING:BELT CLEANING	U011_S001	16

Exclusive Parts

Number	Part Name	Group	ID
	G:ASS'Y		
D0746446	BRUSH:APPLY:BELT CLEANING	U011_S001	17
D0746450	COATING BAR:ASS'Y	U011_S001	18
D0746457	BLADE:APPLY:ASS'Y	U011_S001	19
D0746477	GEAR:BRUSH:REMOVE PAPER D UST:Z17	U011_S001	20
D0746478	GEAR:PULLEY:IDLER:BELT CLEAN ING	U011_S001	21
D0746479	GEAR:COLLECT:COIL:Z19	U011_S001	22
D0746480	PULLEY:BRUSH:APPLY:Z30	U011_S001	23
D0746481	JOINT:BRUSH:REMOVE PAPER D UST:BELT CLEANING	U011_S001	24
D0746574	COVER:CAM:VERTICAL TRANSP ORT	U013	17
D0746575	SHAFT:CAM:VERTICAL TRANSP ORT	U013	18
D0746577	CAM:VERTICAL TRANSPORT:DIA1 5	U013	19
D0746578	GEAR:Z37:CAM:VERTICAL TRANSP ORT	U013	20
D0746579	SEAL:COVER:CAM:VERTICAL TRA NSPORT	U013	21
D0746585	GEAR:Z38/Z24:VERTICAL TRANSP ORT	U013	22
D0746586	GEAR:Z35:IDLER:VERTICAL TRAN SPORT	U013	23
D0746665	GEAR:JOINT:COLLECTION BOTTL E:Z65	U013	25
D0747690	BRUSH:BLOWER	SPECIAL TOOLS	8
D0747869	(AA):DECAL:EMI:CLASS_A	U022	11
D0749548	DG CLEANER 5PCS/SET	SPECIAL TOOLS	13
D0812966	DC MOTOR:ASS'Y:1.007W:BRUSH	U003_S001_S003	83
		U006_S004_S002	58
		U007_S008	96
		U007_S009	96
D0892764	GEAR:FEED	U007_S002	97
		U007_S003	97
		U007_S004	97

Number	Part Name	Group	ID
D0892819	GEAR:SEPARATOR:INPUT	U007_S002	98
		U007_S003	98
		U007_S004	98
D0894365	HOLDER:THERMISTOR:LENS	U015	133
D0894366	COVER:THERMISTOR:LENS	U015	134
D0894466	SYNCHRONOUS BELT:S2M:104	U018_S007	75
		U018_S008	75
		U018_S012	75
D0895887	PANEL:INTERFACE	U019	43
D0896171	RUBBER BUSHING:ENCODER	U018_S001	76
D0A46099	SHEET:PRESSURE PLATE:SMALL	U003_S001_S006	244
D0BQ2773	PULLEY:PICKUP:MECHANICAL RO LLER CLUTCH:U	U007_S002	247
		U007_S003	247
		U007_S004	247
D0BQ2840	END FENCE:PAPER TRAY:ASS'Y	U007_S012_S004	316
		U007_S013_S004	316
D0CN1391	BRACKET:PAPER EXIT SUB-UNIT: REVERSE:NO.2:PEEN	U018	137
D0CN4280	COIL:IH:200V:ASS'Y	U015_S002	293
D0CN4642	SHAFT:SLIDE:POSITIONING SENS OR	U017_S001	76
D0CN4667	SHEET:DUPLEX:ENTRANCE	U017_S002	86
D0CN5905	BRACKET:INDUCTION HEATING U NIT:AC CONTROL BOARD	U019	104
D0CN5932	SHAFT:SAFETY SWITCH:LEVER:1	U019	75
D0CN6113	SHAFT:CAM:INTERMEDIATE TRAN SFER:BLACK	U010_S001	76
D0CN6141	ENCODER:ASS'Y	U010_S001	42
		U018_S001	73
D0CN7123	DISC:TORQUE LIMITER MECHAN ICAL CLUTCH	U016_S003	25
D0CQ5100	SD-CARD:NICE:APPLICATION:ASS' Y	SPECIAL TOOLS	18
		U019	103
D0E32835	RACK:SIDE FENCE	U007_S012	264
		U007_S013	264
D1054365	HOLDER:THERMOPILE	U015_S005	135
D1055898	HOLDER:TEMPERATURE & HUMID ITY SENSOR	U010	134

Exclusive Parts

Number	Part Name	Group	ID
D1172846	RETAINING RINGS-E:SILENCER:DI A3	U006_S004_S002	59
D1292783	TORQUE LIMITER MECHANICAL C LUTCH:40MM:DI18	U006_S004	60
		U007_S002	99
		U007_S003	99
		U007_S004	99
D1350023	PULL OUT:SERVICE PARTS:PRO:A SS'Y	U021	108
D1351430	BRACKET:COVER:TONER SUPPLY UNIT:ASS'Y	U001	22
D1351433	COVER:REAR MIDDLE	U001	23
D1351435	DC FAN MOTOR:SIROCCO:ASS'Y	U020_S002	34
D1351436	COVER:RIGHT MIDDLE:UPPER	U001	53
D1351437	COVER:RIGHT MIDDLE:REAR	U001	55
D1351438	COVER:RIGHT LOWER	U001	48
D1351439	COVER:LEFT MIDDLE	U001	50
D1351441	SEAL:COVER:FRONT MIDDLE:MID DLE	U001_S004	24
D1351442	SEAL:COVER:FRONT MIDDLE:MID DLE LOWER	U001_S004	25
D1351443	SEAL:DUCT:BELT CLEANING:LEFT	U020_S004	35
D1351444	SEAL:DUCT:BELT CLEANING:LEFT :2	U020_S004	36
D1351445	SEAL:DUCT:BELT CLEANING:LEFT LOWER	U020_S004	37
D1351446	SEAL:DUCT:BELT CLEANING:LEFT LOWER:2	U020_S004	38
D1351447	SEAL:DUCT:BELT CLEANING:LOW ER	U020_S004	39
D1351448	SEAL:DUCT:BELT CLEANING:INNE R	U020_S004	40
D1351450	SUPPORTER:COVER:FRONT MID DLE:RIGHT	U001	26
D1351451	SUPPORTER:COVER:FRONT MID DLE:LEFT	U001	27
D1351452	BRACKET:COVER:FRONT MIDDLE :LOWER	U001	28
D1351453	GUARD:HARNES:EXIT	U001	29

Number	Part Name	Group	ID
D1351454	SEAL:COVER:FRONT MIDDLE:LEF T UPPER	U001_S004	30
D1351455	SEAL:COVER:FRONT MIDDLE:LEF T LOWER	U001_S004	31
D1351456	SEAL:COVER:FRONT MIDDLE:RIG HT LOWER	U001_S004	32
D1351457	COVER:LED:HORIZONTAL:TRANS PORT	U001_S004	33
D1351465	INNER COVER:GRIP:PULL OUT	U001	34
D1351467	SEAL:DEVELOPMENT:EXHAUST:E XIT	U001	35
D1351468	SEAL:AROUND THE PHOTOCOND UCTOR:EXHAUST:EXIT:REAR	U001	36
D1351473	INNER COVER:TH:TRANSPORT	U001	38
D1351484	SEAL:AROUND THE PHOTOCOND UCTOR:EXHAUST:EXIT:REAR MID DLE	U001	41
D1351490	STAY:COVER:TONER SUPPLY SU B-UNIT	U001	42
		U001_S002	42
D1351491	SEAL:AROUND THE PHOTOCOND UCTOR:EXHAUST:SIROCCO	U020_S002	41
D1351493	SEAL:AROUND THE PHOTOCOND UCTOR:EXHAUST:EXIT	U001	43
D1351496	SEAL:AROUND THE PHOTOCOND UCTOR:EXHAUST:SIROCCO:UPPE R	U020_S002	42
D1351499	HOLDER:SD-CARD	U007_S014	100
		U007_S016	100
		U007_S017	100
		U007_S018	100
D1351583	FEELER:PULL OUT:LOCK	U021	52
D1353250	GEAR:IDLER:DC MOTOR:NO.1	U008_S001	38
D1353251	GEAR:IDLER:DC MOTOR:NO.2	U008_S001	39
D1353252	GEAR:IDLER:CONNECTING	U008_S001	40
D1353253	GEAR:DRIVE:TRANSPORT SCRE W:ASS'Y	U008_S001	41
D1353254	GEAR:IDLER:TONER CARTRIDGE: NO.1	U008_S001	42

Exclusive Parts

Number	Part Name	Group	ID
D1353255	GEAR:IDLER:TONER CARTRIDGE: NO.2	U008_S001	43
D1353258	GEAR:DRIVE:AGITATOR:ASS'Y	U008_S001	44
D1353260	JOINT:DRIVE:AGITATOR:ASS'Y	U008_S001	45
D1353263	TORSION SPRING:DRIVE:AGITATOR	U008_S001	46
D1353264	JOINT:DRIVE:TRANSPORT SCREW	U008_S001	47
D1353882	TENSION SPRING:PRESSURE:TRANSPORT BELT UNIT	U014	29
D1355912	GASKET:13X3X227.5	U004	26
D1355916	BRACKET:EARTH:POWER PACK	U019	44
D1355918	COVER:SD-CARD	U019	45
D1355925	BRACKET:OKB:FAN:1	U019	46
D1355930	STOPPER:POWER SUPPLY CORD	U022	13
D1356030	ROLLER:OPPOSED:CLEANING BLADE:ASS'Y	U010_S001	49
D1356040	HOLDER:ROLLER:OPPOSED:BELT CLEANING	U010_S001	50
D1356070	DRIVE ROLLER:INTERMEDIATE TRANSFER:ASS'Y	U010_S001	51
D1356133	ROLLER:ENCODER:ASS'Y	U010_S001	52
D1356141	SLIDE RAIL:ON-OFF:INTERMEDIATE TRANSFER:FRONT:ASS'Y	U010_S001	53
D1356171	ROLLER:TENSION:ASS'Y	U010_S001	54
D1356260	SEPARATION CORONA:ASS'Y	U012_S001_S003	14
D1356292	GROUND PLATE:TRANSFER/SEPARATION UNIT:LOWER:S	U012_S001	38
D1356293	GROUND PLATE:TRANSFER/SEPARATION UNIT:RIGHT:S	U012_S001	39
D1356294	COIL SPRING:EARTH:TRANSFER/SEPARATION UNIT:RIGHT:S	U012_S001	34
D1356418	SEAL:SCRAPER:BRUSH	U011_S001	31
D1356485	SEAL:CASE:BRUSH:FRONT	U011_S001	53
D1356486	SEAL:CASE:BRUSH:REAR	U011_S001	54
D1356494	SEAL:CASE:SCRAPER	U011_S001	25
D1356496	SEAL:CASE:DUCT:BELT CLEANING	U011_S001	63

Number	Part Name	Group	ID
D1356602	GUIDE PLATE:FLAT CONVEYER BELT:NO.2:ASS'Y	U007_S001_S001	294
		U007_S001_S002	294
		U007_S001_S003	294
D1356612	DOOR:VERTICAL TRANSPORT:ASS'Y	U007_S001	101
D1356631	GUIDE PLATE:FLAT CONVEYER BELT:NO.1	U007_S001	120
D1356639	PAPER FEED UNIT:NO.1:ASS'Y	U007_S004	306
D1356640	PAPER FEED UNIT:NO.2:ASS'Y	U007_S002	308
		U007_S003	308
D1356641	BRACKET:FIX:LEVER:VERTICAL TRANSPORT	U007_S001	102
D1356642	BRACKET:FIX:LEVER:VERTICAL TRANSPORT:LOWER	U007_S001	103
D1356644	TRANSPORT ROLLER:VERTICAL TRANSPORT:ASS'Y	U007	244
		U007_S002	244
		U007_S003	244
		U007_S004	244
D1356646	GUIDE:TANDEM TRAY:RIGHT REAR	U007_S015	298
		U007_S019	298
		U007_S020	298
		U007_S021	298
		U007_S015	299
D1356647	GUIDE:SIDE FENCE:RIGHT REAR	U007_S019	299
		U007_S020	299
		U007_S021	299
		U007_S021	299
D1356648	FEELER:PAPER END:NO.1	U007_S004	111
D1356649	GUIDE PLATE:SWIVEL:ASS'Y	U007	112
D1356664	COIL SPRING:PRESSURE:SEPARATION	U007_S002	104
		U007_S003	104
		U007_S004	104
D1356665	COIL SPRING:RELEASE	U007_S002	105
		U007_S003	105
		U007_S004	105
D1356666	LINK:RELEASE	U007_S002	106
		U007_S003	106
		U007_S004	106
D1356667	SHAFT:SEPARATE:DRIVEN:ASS'Y	U007_S002_S001	107

Exclusive Parts

Number	Part Name	Group	ID
		U007_S003_S001	107
		U007_S004_S001	107
D1356669	SHAFT:SEPARATE:DRIVE:ASS'Y	U007_S002	108
		U007_S003	108
		U007_S004	108
D1356672	BRACKET:SENSOR:VERTICAL TRANSPORT:NO.1	U007_S004	109
D1356675	COVER:HARNESS:PAPER FEED UNIT	U007_S002	110
		U007_S003	110
		U007_S004	110
D1356686	GUIDE PLATE:VERTICAL TRANSPORT:PAPER FEED UNIT:NO.1	U007_S004	113
D1356687	GUIDE PLATE:VERTICAL TRANSPORT:PAPER FEED UNIT:NO.2	U007_S002	114
		U007_S003	114
D1356694	STAY:DOOR:VERTICAL TRANSPORT	U007_S001	116
D1356695	LEVER:VERTICAL TRANSPORT	U007_S001	117
D1356696	SHAFT:LEVER:DOOR:VERTICAL TRANSPORT	U007_S001	118
D1356697	COVER:VERTICAL TRANSPORT	U007_S001	119
D1356702	BRACKET:STOPPER:DOOR:VERTICAL TRANSPORT	U007_S001	122
D1356703	STOPPER:DOOR:VERTICAL TRANSPORT	U007_S001	123
D1356708	GUIDE PLATE:FLAT CONVEYER BELT:NO.2	U007_S001_S001	121
		U007_S001_S002	121
		U007_S001_S003	121
D1356709	BRACKET:DC SOLENOID:REAR:ASS'Y	U007	124
D1356718	SIDE FENCE:REAR:ASS'Y	U007_S012_S001	127
		U007_S013_S001	127
D1356728	BRACKET:DOOR:VERTICAL TRANSPORT:ASS'Y	U007	183
D1356730	COVER:PAPER TRAY:NO.3:ASS'Y	U007_S013_S003	128
D1356732	COVER:PAPER TRAY:NO.4:ASS'Y	U007_S012_S003	129
D1356737	DECAL:SIZE INDICATION:SIDE FENCE	U007_S012	130
		U007_S013	130
D1356738	SHAFT:RELEASE:PAPER TRAY:NO	U007_S012	131

Number	Part Name	Group	ID
	.2	U007_S013	131
D1356739	GRIP:PAPER TRAY	U007_S012	132
		U007_S013	132
D1356740	LINK:END FENCE:PAPER SIZE SENSOR	U007_S012	133
		U007_S013	133
D1356742	TRAY BOTTOM PLATE	U007_S012	134
		U007_S013	134
D1356745	DECAL:PAPER SET DIRECTION:TRAY	U007_S012_S003	135
		U007_S013_S003	135
D1356747	SHEET:GUIDE:FEELER:PAPER END	U007_S012_S001	136
		U007_S013_S001	136
D1356748	TORSION SPRING:STOPPER:TANDEM TRAY	U007	95
D1356756	PAPER TRAY:NO.4:ASS'Y	U007_S012	125
D1356757	PAPER TRAY:ASS'Y	U007_S013	126
D1356758	DC SOLENOID:PICKUP:NO.1:ASS'Y	U007_S004	307
D1356797	CAP:SLIDE RAIL:LARGE CAPACITY TRAY:RIGHT:ASS'Y	U007	137
D1357021	PAPER EXIT UNIT:ASS'Y	U016_S003	188
D1357022	GATE PAWL:PAPER EXIT SUB-UNIT:REVERSE:ENTRANCE:ASS'Y	U016_S003_S001	68
D1357024	HEAT PIPE:PAPER EXIT SUB-UNIT:ASS'Y	U016_S001	69
D1357037	GATE:REVERSE EXIT:FRONT	U016_S003	141
D1357038	GATE:REVERSE EXIT:REAR	U016_S003	142
D1357074	GEAR:ROLLER:HEAT PIPE	U016	180
		U016_S001	180
D1357084	INNER COVER:HEAT PIPE:REAR:ASS'Y	U016_S001_S002	178
		U016_S002	178
D1357087	GUIDE PLATE:MIDDLE	U016_S002	70
		U016_S003_S003	70
D1357092	GUIDE PLATE:HEAT PIPE:LEFT:ASS'Y	U016_S001_S001	179
D1357095	STOPPER:GEAR:HEAT PIPE	U016	71
		U016_S001	71
D1357100	BRACKET:HOLDER:ASS'Y	U016	72
D1357105	INNER COVER:EXIT:LEFT LOWER	U016	73

Exclusive Parts

Number	Part Name	Group	ID
D1357110	BRACKET:PROTECT:PAPER EXIT UNIT	U016	177
D1357112	ROLLER:REVERSE:EXIT:ASS'Y	U016_S003_S009	75
D1357115	SHAFT:EXIT:EXIT:ASS'Y	U016_S003_S007_S001	77
D1357121	COIL SPRING:STOPPER:EXIT:NO.1	U016_S003	82
D1357122	BRACKET:DC STEPPER MOTOR:GATE PAWL:ASS'Y	U016_S003	83
D1357127	STOPPER:GUIDE PLATE:EXIT:UPPER	U016_S003	84
D1357128	BRACKET:CONTACT POINT:STOPPER:ASS'Y	U016_S003	85
D1357130	BRACKET:TIGHTENER:EXIT:ASS'Y	U016_S003	86
D1357134	COLLAR:COUPLING:HEAT PIPE	U016_S003	87
D1357136	BRACKET:PAPER EXIT SUB-UNIT:REVERSE:NO.1	U016_S003	89
D1357137	GUIDE PLATE:EXIT:UPPER	U016_S003	186
D1357140	GATE PAWL:PAPER EXIT SUB-UNIT:REVERSE:ENTRANCE	U016_S003_S001	90
D1357143	GRIP:OPEN AND CLOSE:GATE PAWL	U016_S003_S002	91
D1357145	GRIP:OPEN AND CLOSE:GATE PAWL:ASS'Y	U016_S003_S002	92
D1357156	SHEET:EXIT:LEFT LOWER:FRONT	U016_S003_S006_S002	93
D1357157	SHEET:EXIT:LEFT LOWER:FRONT MIDDLE	U016_S003_S006_S002	94
D1357158	SHEET:EXIT:LEFT LOWER:MIDDLE	U016_S003_S006_S002	95
D1357159	SHEET:EXIT:LEFT LOWER:REAR MIDDLE	U016_S003_S006_S002	96
D1357160	SHEET:EXIT:LEFT LOWER:REAR	U016_S003_S006_S002	97
D1357162	ROLLER:DRIVEN:NO.2:SHORT:ASS'Y	U016_S003	98
D1357164	ROLLER:DRIVEN:NO.2:LONG:ASS'Y	U016_S003	99

Number	Part Name	Group	ID
D1357166	ROLLER:DRIVEN:REVERSE EXIT:ASS'Y	U016_S003_S006	100
D1357168	ROLLER:DRIVEN:EXIT:EXIT	U016_S003	101
D1357169	ROLLER:REVERSE:ENTRANCE:ASS'Y	U016_S003	76
D1357170	ROLLER:EXIT:MIDDLE:ASS'Y	U016_S003_S008	74
D1357198	ROLLER:DRIVEN:REVERSE:EXIT	U016_S003_S006	102
D1357510	END FENCE:THREE WAY:ASS'Y	U007_S015_S004	140
		U007_S019_S004	140
		U007_S020_S004	140
		U007_S021_S004	140
D1357512	GUIDE PLATE:END FENCE:TANDEM LCT	U007_S015_S004	141
		U007_S019_S004	141
		U007_S020_S004	141
		U007_S021_S004	141
D1357514	INNER COVER:RIGHT:TANDEM LCT	U007_S015	142
		U007_S019	142
		U007_S020	142
		U007_S021	142
D1357516	SIDE FENCE:LEFT REAR:TANDEM LCT:ASS'Y	U007_S014_S001	143
		U007_S016_S001	143
		U007_S017_S001	143
		U007_S018_S001	143
D1357519	SIDE FENCE:LEFT FRONT:TANDEM LCT	U007_S014	144
		U007_S016	144
		U007_S017	144
		U007_S018	144
D1357520	BACK FENCE:TANDEM LCT	U007_S014	145
		U007_S016	145
		U007_S017	145
		U007_S018	145
D1357522	COVER:TANDEM LCT	U007	146
D1357523	ARM:GRIP:TANDEM LCT	U007	147
D1357529	BRACKET:BASE:COUPLING	U007_S015	148
		U007_S019	148
		U007_S020	148
		U007_S021	148
D1357531	GRIP:INNER COVER:ASS'Y	U007_S015_S003	149

Exclusive Parts

Number	Part Name	Group	ID
		U007_S019_S003	149
		U007_S020_S003	149
		U007_S021_S003	149
D1357537	GEAR:OIL DAMPER:RISE	U007_S015	150
		U007_S019	150
		U007_S020	150
		U007_S021	150
D1357543	BRACKET:TRAY:PLATE:UPPER	U007	291
D1357548	SHAFT:SLIDER:DRIVE:PRESS FIT	U007_S014	151
		U007_S016	151
		U007_S017	151
		U007_S018	151
D1357559	SPACER:TANDEM TRAY:RIGHT	U007_S015	302
		U007_S019	302
		U007_S020	302
		U007_S021	302
D1357560	(CHN/EU/AA):TANDEM TRAY:RIGHT:EU:ASS'Y	U007_S019	301
		U007_S020	301
		U007_S021	301
D1357563	(NA):TANDEM LCT:RIGHT:ASS'Y	U007_S015	303
D1357566	LEVER:LOCK:AUXILIARY	U007_S015	152
		U007_S019	152
		U007_S020	152
		U007_S021	152
D1357567	HOLDER:SYNCHRONOUS BELT	U007_S015	153
		U007_S019	153
		U007_S020	153
		U007_S021	153
D1357568	STOPPER:SYNCHRONOUS BELT:SLIDER	U007_S014	154
		U007_S016	154
		U007_S017	154
		U007_S018	154
D1357569	BRACKET:LEVER:LOCK	U007_S014	155
		U007_S016	155
		U007_S017	155
		U007_S018	155
D1357570	BRACKET:SYNCHRONOUS BELT:DRIVEN	U007_S014	156
		U007_S016	156

Number	Part Name	Group	ID
		U007_S017	156
		U007_S018	156
D1357576	LEVER:COUPLING:TANDEM LCT	U007_S014	157
		U007_S016	157
		U007_S017	157
		U007_S018	157
D1357582	BRACKET:STOPPER:TANDEM TRAY:LEFT	U007	158
D1357585	ROLLER:GUIDE	U007_S015	159
		U007_S019	159
		U007_S020	159
		U007_S021	159
D1357598	(CHN/EU/AA):TANDEM LCT:LEFT:EU:ASS'Y	U007_S016	160
		U007_S017	160
		U007_S018	160
D1357599	(NA):TANDEM LCT:LEFT:NA:ASS'Y	U007_S014	161
D1359510	(D137:Int x/o)(D138:Int o/o):OPC DRUM DIA60	U009	98
D1361025	MECHANICAL DRIVE SECTION:ON-OFF:INTERMEDIATE TRANSFER:ASS'Y	U018_S002	135
D1361032	DRIVE UNIT:USED TONER:LOWER:ASS'Y	U018_S003	77
D1361034	DRIVE UNIT:USED TONER:UPPER:ASS'Y	U018_S004	78
D1361100	DRUM:GEAR:SLOW DOWN:ASS'Y	U018_S013	79
		U018_S014	79
		U018_S015	79
		U018_S016	79
D1361132	DRUM SHAFT:ASS'Y	U018	80
D1361157	DC MOTOR:24V:23.1W:BRUSHLESS	U018	81
D1361159	DC MOTOR:24V:8.8W:BRUSHLESS	U018	82
D1361206	HOUSING:DRIVE:INTERMEDIATE TRANSFER	U010_S001	133
D1361208	GEAR:INTERMEDIATE TRANSFER:ASS'Y	U010_S001	56
D1361210	DRIVE UNIT:TRANSFER:SECOND:	U018_S001	83

Exclusive Parts

Number	Part Name	Group	ID
	ASS'Y		
D1361212	DC MOTOR:ON-OFF:TRANSFER:ASS'Y	U018_S002	84
D1361213	DRUM STAY:DRIVE:INTERMEDIATE TRANSFER:ASS'Y	U010_S001	135
D1361217	JOINT:ON-OFF:INTERMEDIATE TRANSFER	U018_S002	85
D1361219	SHAFT:ON-OFF:TRANSFER:ASS'Y	U018_S002	86
D1361228	DRUM STAY:TRANSFER:SECOND	U018_S001	87
D1361232	SHAFT:DRIVE:TRANSFER:SECOND:ASS'Y	U018_S001	88
D1361235	SHAFT:DRIVE:BELT CLEANING:ASS'Y	U018_S001	89
D1361240	SHAFT:OUTPUT:DRIVE:VACUUM:ASS'Y	U018_S001	90
D1361243	JOINT:DRIVE:TRANSFER	U018_S001	91
D1361244	COVER:ENCODER	U018_S001	92
D1361245	COMPRESSION SPRING:DRIVE:TRANSFER	U018_S001	93
D1361246	COMPRESSION SPRING:DRIVE:ON-OFF:TRANSFER	U018_S002	94
D1361247	HOUSING:ON-OFF:TRANSFER	U018_S002	95
D1361249	BRACKET:ON-OFF:TRANSFER:ASS'Y	U018_S002	96
D1361275	BRACKET:DRIVE:FUSING	U018	97
D1361288	BRACKET:TENSIONER:DRIVE:USED TONER:ASS'Y	U018_S003_S001	98
D1361292	SHAFT:DRIVE:USED TONER	U018_S003	99
D1361310	DC MOTOR:10W:BRUSHLESS	U018	100
		U018_S005	100
		U018_S006	100
D1361311	DRIVE UNIT:PAPER FEED SUB-UNIT:NO.1:ASS'Y	U018_S007	101
D1361317	DRUM STAY:PAPER FEED SUB-UNIT:NO.1	U018_S007	102
D1361320	DC MOTOR:20W:BRUSHLESS	U017_S004	55
		U018	103
		U018_S006	103

Number	Part Name	Group	ID
		U018_S007	103
		U018_S008	103
		U018_S009	103
		U018_S010	103
		U018_S011	103
		U018_S012	103
D1361321	(CHN):DRIVE UNIT:PAPER FEED SUB-UNIT:NO.2:ASS'Y	U018_S012	134
D1361328	DRUM STAY:PAPER FEED SUB-UNIT:NO.2	U018_S009	104
		U018_S010	104
		U018_S011	104
		U018_S012	104
D1361331	DRIVE UNIT:PAPER FEED SUB-UNIT:NO.3:ASS'Y	U018_S008	105
D1361337	DRUM STAY:PAPER FEED SUB-UNIT:NO.3	U018_S008	106
D1361341	(NA/EU/AA):DRIVE UNIT:PAPER FEED SUB-UNIT:NO.2:ASS'Y	U018_S009	107
		U018_S010	107
		U018_S011	107
D1361349	BRACKET:REGISTRATION:DRIVE	U018	109
D1361350	SHAFT:PAPER FEED SUB-UNIT:GRIP:ASS'Y	U018_S007	110
		U018_S009	110
		U018_S010	110
		U018_S011	110
		U018_S012	110
D1361352	SHAFT:PAPER FEED SUB-UNIT:FEED:ASS'Y	U018_S007	111
		U018_S012	111
D1361354	DRIVE UNIT:PAPER EXIT SUB-UNIT:ASS'Y	U018_S006	122
D1361355	SHAFT:PAPER FEED SUB-UNIT:GRIP:NO.3:ASS'Y	U018_S008	112
D1361357	SHAFT:PAPER FEED SUB-UNIT:FEED:NO.3:ASS'Y	U018_S008	113
D1361359	SHAFT:DRIVE:PAPER EXIT SUB-UNIT:ASS'Y	U018_S006	124
D1361362	DRIVE UNIT:TRANSPORT SUB-UNIT:CONNECTING:ASS'Y	U018_S005	114
D1361367	BRACKET:TENSION	U018_S005	115

Exclusive Parts

Number	Part Name	Group	ID
D1361370	SHAFT:MANUAL FEED UNIT:CONNECTING	U018_S005	116
D1361372	SHAFT:JOINT UNIT	U018_S005	117
D1361374	SHAFT:MANUAL FEED UNIT	U018_S005	118
D1361376	BRACKET:TRANSPORT SUB-UNIT:LOWER	U018_S005	119
D1361377	JOINT:DRIVE:MANUAL FEED SUB-UNIT	U018_S005	120
D1361378	JOINT:DRIVE:MANUAL FEED SUB-UNIT	U018_S005	121
D1361388	DRUM STAY:DRIVE:EXIT	U018_S006	125
D1361394	SHAFT:DRIVE:PAPER EXIT SUB-UNIT:ENTRANCE:ASS'Y	U018_S006	123
D1361398	BRACKET:DUPLEX SUB-UNIT:EXIT	U018	127
D1361455	COVER:FRONT MIDDLE	U001	44
D1361458	INNER COVER:FRONT MIDDLE:RIGHT	U001	46
D1361462	CAP:LOUVER:PREVENTFENCE:DEODORIZE FILTER:LARGE	U001	49
D1361466	COVER:LEFT LOWER	U001	51
D1361467	CAP:CONNECTOR	U001	52
D1361469	CAP:CONNECTOR:DECURA	U001	54
D1361474	COVER:UPPER REAR:SMALL	U001	57
D1361475	COVER:UPPER RIGHT	U001	58
D1361476	COVER:UPPER LEFT	U001	59
D1361478	COVER:UPPER REAR	U001	60
D1361484	INNER COVER:MAIN SWITCH	U001	62
D1361486	COVER:LARGE CAPACITY TRAY	U001	63
D1361491	COVER:CABLE:AC POWER SUPPLY	U001	64
D1361496	INNER COVER:RIGHT MIDDLE	U001	65
D1361499	BRACKET:HOLDER:COVER:REAR	U019	48
D1361533	BRACKET:LED	U021	53
D1361536	BRACKET:DRAWER:LED:1:0.8MM	U021	54
D1361538	BRACKET:DRAWER:LED:2:0.8MM	U021	55
D1361547	HANDLE:DRUM STAY	U021	56
D1361549	STAY:DRUM STAY:FRONT RIGHT	U021	102
D1361552	STAY:COVER:FRONT MIDDLE	U021	104

Number	Part Name	Group	ID
D1361553	GRIP:PULL OUT:TCRU	U021	57
D1361555	FEELER:PULL OUT:SET:SENSOR	U021	58
D1361567	SUPPORTING PLATE:PULL OUT:REAR RIGHT	U021	59
D1361575	INNER COVER:PULL OUT:LOCK	U021	60
D1361577	BRACKET:DRIVE SUB-UNIT:PULL OUT:LOCK	U021	61
D1361579	DC MOTOR:PULL OUT:LOCK:6.78W:BRUSH	U021	62
D1361580	HOLDER:DRIVE SUB-UNIT:PULL OUT:LOCK	U021	63
D1361581	BRACKET:POSITIONING SENSOR:PULL OUT	U021	110
D1361584	SUPPORTING PLATE:BRACKET:LOCK	U021	64
D1361590	GUIDE:CURL CORD	U021	66
D1361591	EXTENSION TRAY:CURL CORD	U021	67
D1361592	COVER:DUB	U021	68
D1361593	STOPPER:GUIDE:CURL CORD:0.3T	U021	69
D1361594	GUIDE:CURL CORD:REAR UPPER	U021	70
D1361597	SHEET:HARNESS:PULL OUT	U021	71
D1361687	GROUND PLATE:SENSOR:AKS	U004	27
D1361715	GUIDE:HARNESS:LED	U004	28
D1361717	COVER:SHAFT:SCANNER	U004	29
D1361727	INNER COVER:SCANNER	U004	30
D1361751	CARRIAGE:NO.1:ASS'Y	U004_S002	32
D1361758	CLAMP:WIRE	U004	33
D1361759	GUIDE:FFC:CARRIAGE:NO.1	U004	34
D1361760	REFLECTOR:SCANNER	U004	35
D1361776	CARRIAGE:NO.2:ASS'Y	U004_S004	36
D1361787	GUIDE:FFC:CARRIAGE:NO.2	U004	37
D1361788	PULLEY:IDLER:CARRIAGE	U004	38
D1361793	DC STEPPER MOTOR:MM42	U004	39
D1361794	BRACKET:DC STEPPER MOTOR:TENSION	U004	40
D1361798	TENSION SPRING:TENSION:16N	U004	41
D1361799	BRACKET:DC STEPPER MOTOR	U004	42

Exclusive Parts

Number	Part Name	Group	ID
D1361801	SHAFT:DRIVE:SCANNER	U004	43
D1361802	TIMING PULLEY:65	U004	44
D1361803	SYNCHRONOUS BELT:157ST1.5-6.0	U004	45
D1361806	DRIVE WERE:DIA1	U004	46
D1361809	BRACKET:TENSION	U004	47
D1361810	TENSION SPRING:TENSION:11N	U004	48
D1361811	PULLEY:PEEN	U004	49
D1361821	COVER:EXPOSURE GLASS:DOCUMENT FEEDER	U004	50
D1361822	(CHN/EU/AA):SCALE:LEFT:ASS'Y	U004	51
D1361828	(NA):SCALE:LEFT:ASS'Y	U004	52
D1362150	CLEANER:SHIELD GLASS:ASS'Y	U001_S003	66
D1362252	SUPPORTER:PCU:RIGHT	U009	91
D1362256	SUPPORTER:PCU	U009	92
D1362258	CONNECTOR:DRAWER:8POLE:REAR	U009	26
D1362265	HOLDER:ELECTRIC POTENTIAL SENSOR:ASS'Y	U009_S001	96
		U009_S002	96
		U009_S003	96
		U009_S004	96
D1362266	HOLDER:ELECTRIC POTENTIAL SENSOR	U009_S001	93
		U009_S002	93
		U009_S003	93
		U009_S004	93
D1362268	SHIELDING PLATE:ELECTRIC POTENTIAL SENSOR	U009_S001	27
		U009_S002	27
		U009_S003	27
		U009_S004	27
D1362270	PCB:ELECTRIC POTENTIAL SENSOR	U019	49
D1362272	SEAL:CHARGE:UPPER	U009	99
D1362276	CONNECTOR:1POLE	U009	28
D1362286	DISCHARGE LAMP:LED ARRAY	U009_S005	29
		U009_S008	29
		U009_S011	29
		U009_S014	29
D1362287	SHEET:DISCHARGE LAMP:REAR	U009_S005	30

Number	Part Name	Group	ID
		U009_S008	30
		U009_S011	30
		U009_S014	30
D1362288	CONNECTOR:DRAWER:8POLE:PLUG	U009_S005	31
		U009_S008	31
		U009_S011	31
		U009_S014	31
D1362296	GROUND PLATE:PCU:ASS'Y	U008_S001	48
D1362302	HOLDER:LOCK:CLEANING UNIT:FRONT	U009	32
D1362304	TORSION SPRING:LOCK:PCU	U009	33
D1362305	GROUND PLATE:HOLDER:CLEANING UNIT	U009	34
D1362306	COMPRESSION SPRING:GROUND PLATE:HOLDER:CLEANING UNIT	U009	35
D1362307	LEVER:LOCK:PCU	U009	36
D1362308	STAY:PCU	U009	37
D1362312	HOLDER:LOCK:CLEANING UNIT:REAR	U009	38
D1362341	FRAME:BASE:ASS'Y	U009_S006_S001	39
		U009_S009_S001	39
		U009_S012_S001	39
		U009_S015_S001	39
D1362347	SEAL:FRAME:BASE:MIDDLE	U009_S006_S001	40
		U009_S009_S001	40
		U009_S012_S001	40
		U009_S015_S001	40
D1362348	SEAL:FRAME:BASE:SIDE	U009_S006_S001	41
		U009_S009_S001	41
		U009_S012_S001	41
		U009_S015_S001	41
D1362350	SEAL:FRAME:BASE:TONER OUTPUT SUB-UNIT	U009_S006_S001	42
		U009_S009_S001	42
		U009_S012_S001	42
		U009_S015_S001	42
D1362356	TRANSPORT SCREW:BASE:ASS'Y	U009_S006	43
		U009_S009	43
		U009_S012	43

Exclusive Parts

Number	Part Name	Group	ID
		U009_S015	43
D1362362	BUSHING:TRANSPORT SCREW	U009_S006	44
		U009_S009	44
		U009_S012	44
		U009_S015	44
D1362365	CLEANING BLADE:ASS'Y	U009_S006	45
		U009_S009	45
		U009_S012	45
		U009_S015	45
D1362391	TRANSPORT SCREW:APPLY:ASS'Y	U009_S006	46
		U009_S009	46
		U009_S012	46
		U009_S015	46
D1362404	COVER:BEARING:OIL SUPPLY ROLLER:FRONT	U009_S006	48
		U009_S009	48
		U009_S012	48
		U009_S015	48
D1362406	COVER:BEARING:OIL SUPPLY ROLLER:REAR	U009_S006	49
		U009_S009	49
		U009_S012	49
		U009_S015	49
D1362408	GEAR:24Z:RIGHT	U009_S006	50
		U009_S009	50
		U009_S012	50
		U009_S015	50
D1362411	COATING BAR:ASS'Y	U009_S006	51
		U009_S009	51
		U009_S012	51
		U009_S015	51
D1362417	ARM:COATING BAR	U009_S006	52
		U009_S009	52
		U009_S012	52
		U009_S015	52
D1362418	TENSION SPRING:COATING BAR:18N	U009_S006	53
		U009_S009	53
		U009_S012	53
		U009_S015	53
D1362423	SEAL:STAY:APPLY	U009_S006	54

Number	Part Name	Group	ID
		U009_S009	54
		U009_S012	54
		U009_S015	54
D1362424	SEAL:STAY:APPLY:UPPER	U009_S006	55
		U009_S009	55
		U009_S012	55
		U009_S015	55
D1362431	COVER:STAY:COATING BAR:ASS'Y	U009_S006	56
		U009_S009	56
		U009_S012	56
		U009_S015	56
D1362441	BLADE:APPLY:ASS'Y	U009_S006	57
		U009_S009	57
		U009_S012	57
		U009_S015	57
D1362446	SEAL:BLADE:APPLY:FRONT	U009_S006	58
		U009_S009	58
		U009_S012	58
		U009_S015	58
D1362448	SEAL:CLEANING BLADE:FRONT	U009_S006	60
		U009_S009	60
		U009_S012	60
		U009_S015	60
D1362449	SEAL:CLEANING BLADE:REAR	U009_S006	61
		U009_S009	61
		U009_S012	61
		U009_S015	61
D1362451	COVER:TONER OUTLET SUB-UNIT:CLEANING UNIT:ASS'Y	U009_S006	62
		U009_S009	62
		U009_S012	62
		U009_S015	62
D1362458	VIBRATING PLATE:TONER OUTLET SUB-UNIT	U009_S006	63
		U009_S009	63
		U009_S012	63
		U009_S015	63
D1362461	GEAR:18Z:RIGHT	U009_S006	64
		U009_S009	64
		U009_S012	64

Exclusive Parts

Number	Part Name	Group	ID
		U009_S015	64
D1362462	GEAR:IDLER:19Z:LEFT	U009_S006	65
		U009_S009	65
		U009_S012	65
		U009_S015	65
D1362466	DRUM STAY:CLEANING UNIT	U009_S006	66
		U009_S009	66
		U009_S012	66
		U009_S015	66
D1362467	GROUND PLATE:CLEANING UNIT: ASS'Y	U009_S006	67
		U009_S009	67
		U009_S012	67
		U009_S015	67
D1362490	HOLDER:DRUM:FRONT	U022	14
D1362493	HOLDER:DRUM:REAR	U022	15
D1362495	HOLDER:PCU	U022	16
D1362542	GUIDE PLATE:REGISTRATION:UPPER:ASS'Y	U006_S003_S001	67
D1362569	GUIDE PLATE:REGISTRATION:LOWER:ASS'Y	U006_S003	61
D1362573	COLLAR:REGISTRATION:DRIVE	U006_S003	62
D1362577	LEVER:LOCK:FRONT:ASS'Y	U006_S003	63
D1362579	LEVER:LOCK:INNER BACK	U006_S003	64
D1362580	PLAIN SHAFT BEARING:LEVER:OPEN AND CLOSE:FRONT	U006_S003	65
D1362581	PLAIN SHAFT BEARING:LEVER:OPEN AND CLOSE:INNER BACK	U006_S003	66
D1362605	PLAIN SHAFT BEARING:REGISTRATION:DRIVEN:FRONT	U006_S003_S001	68
D1362607	PLAIN SHAFT BEARING:REGISTRATION:DRIVEN:INNER BACK	U006_S003_S001	69
D1362608	REGISTRATION ROLLER:DRIVEN	U006_S003_S001	70
D1362611	COLLAR:REGISTRATION:DRIVEN:OUTER	U006_S003_S001	71
D1362616	HINGE:GUIDE PLATE:REGISTRATION:FRONT	U006_S003_S001	72
D1362618	HINGE:GUIDE PLATE:REGISTRATION:INNER BACK	U006_S003_S001	73

Number	Part Name	Group	ID
D1362619	COLLAR:REGISTRATION:DRIVEN:INNER	U006_S003_S001	74
D1362625	SEAL:REMOVE PAPER DUST	U006_S003_S001	179
D1362639	COMPRESSION SPRING:COVER:REGISTRATION	U006_S003_S001_S001	75
D1362642	SLOPE:COVER:REGISTRATION	U021_S002	72
D1362652	GUIDE PLATE:CONNECTING:REGISTRATION:ASS'Y	U006_S003	76
D1362656	TRANSPORT ROLLER:CONNECTING:MANUAL FEED:DRIVE	U006_S003	77
D1362657	JOINT:CONNECTING:DRIVE	U006	78
		U006_S003	78
D1362660	GUIDE PLATE:CONNECTING:MANUAL FEED:LOWER:ASS'Y	U006_S003	79
D1362663	GUIDE:CONNECTING:MANUAL FEED:LOWER	U006_S003	80
D1362665	GUIDE PLATE:CONNECTING:MANUAL FEED:UPPER:ASS'Y	U006_S003	81
D1362670	ROLLER:DIA18:CONNECTING:MANUAL FEED	U006_S003	82
D1362671	SHAFT:DRIVEN ROLLER:ENCODER	U006	83
		U006_S003	83
D1362672	SHAFT:DRIVEN ROLLER	U006	84
		U006_S003	84
D1362673	PLAIN SHAFT BEARING:CONNECTING	U006	85
		U006_S003	85
D1362678	COVER:MANUAL FEED:ENTRANCE:UPPER	U006_S003	86
D1362702	GUIDE PLATE:CONNECTING:FRONT RIGHT:ASS'Y	U006_S001	87
D1362707	GUIDE PLATE:DRIVEN:CONNECTING:ASS'Y	U006_S002	192
D1362708	GUIDE PLATE:DRIVEN:CONNECTING:ASS'Y	U006_S002	88
D1362714	ROLLER:CONNECTING:DIA20	U006	90
D1362715	TENSION SPRING:DRIVEN:CONNECTING	U006	91
		U006_S003	91
D1362718	GUIDE PLATE:CONNECTING:FRO	U006	92

Exclusive Parts

Number	Part Name	Group	ID
	NT LEFT		
D1362719	GUIDE:CONNECTING:FRONT LEFT	U006	93
D1362721	GUIDE PLATE:CONNECTING:DRIVE	U006	94
D1362729	TRANSPORT ROLLER:CONNECTING:DRIVE	U006	95
D1362778	COVER:MANUAL FEED UNIT	U006_S004	96
D1362786	GROUND PLATE:SENSOR:MANUAL FEED	U006_S004	97
D1362788	GROUND PLATE:MANUAL FEED UNIT:REAR	U006_S004	98
D1362789	SHAFT:FEED:MANUAL FEED	U006_S004	99
D1362790	ARM:PICKUP:MANUAL FEED	U006_S004	100
D1362795	DC SOLENOID:PICKUP:MANUAL FEED:ASS'Y	U006_S004	101
D1362801	BRACKET:LEVER:FRONT:MANUAL FEED:ASS'Y	U006	102
D1362803	SHAFT:SEPARATOR:DRIVEN:ASS'Y	U006_S004_S001	103
D1362810	GROUND PLATE:MANUAL FEED UNIT:FRONT	U006_S004	104
D1362812	SHAFT:SEPARATOR:DRIVE	U006_S004	105
D1362814	INNER COVER:MANUAL FEED:LOWER:ASS'Y	U006	106
D1362815	BRACKET:HINGE:MANUAL FEED:UPPER:ASS'Y	U006	107
D1362816	BRACKET:HINGE:MANUAL FEED:LOWER:ASS'Y	U006	108
D1362829	GROUND PLATE:MANUAL FEED:COVER:REAR	U006_S004	109
D1362844	SHAFT:LEVER:MANUAL FEED:FRONT	U006_S004	110
D1362848	GUIDE:POSITIONING:FRONT:MANUAL FEED UNIT	U006	111
D1362849	FEELER:PAPER SIZE SENSOR:MANUAL FEED	U006_S004_S002	112
D1362852	BRACKET:LED:MANUAL FEED	U021	73

Number	Part Name	Group	ID
D1362853	INNER COVER:LED:MANUAL FEED	U021	74
D1362854	GROUND PLATE:MANUAL FEED:REAR	U006_S004	113
D1362870	JOINT:MANUAL FEED SUB-UNIT:REVERSE	U006_S004	114
D1362871	JOINT:MANUAL FEED SUB-UNIT:FEED	U006_S004	115
D1362872	BRACKET:STOPPER:MANUAL FEED	U006_S004	116
D1362873	ARM:STOPPER:MANUAL FEED	U006_S004	117
D1363103	TONER CATCHPAN:DEVELOPMENT	U009_S005	94
		U009_S008	94
		U009_S011	94
		U009_S014	94
D1363105	SEAL:TONER CATCHPAN:AUXILIARY	U009_S005	97
		U009_S008	97
		U009_S011	97
		U009_S014	97
D1363211	TORSION SPRING:STOPPER:TONER CARTRIDGE:RIGHT	U008_S001_S005	49
		U008_S001_S006	49
		U008_S001_S007	49
		U008_S001_S008	49
D1363239	SEAL:DUCT:BELT CLEANING	U008_S001	52
D1363251	HOLDER:TONER CARTRIDGE:CONNECTOR	U008_S001	53
D1363254	COVER:CHIP:BASE	U008_S001	54
D1363270	GEAR:IDLER:TONER END SENSOR	U008_S001	55
D1363272	BRACKET:LEVER	U008_S001	56
D1363273	LEVER:TONER SUPPLY UNIT	U008_S001	57
D1363292	INNER COVER:TONER SUPPLY UNIT:FRONT	U008_S001	58
D1363295	SEAL:GUIDE PLATE:TONER SUPPLY	U008_S001	59
D1363297	INNER COVER:TONER SUPPLY:RIGHT	U008_S001	60
D1363298	SEAL:SIDE PLATE:TONER SUPPLY	U008_S001	61

Exclusive Parts

Number	Part Name	Group	ID
D1363299	DC MOTOR:TONER CARTRIDGE:ASS'Y	U008_S001	104
D1363302	BRACKET:SAFETY SWITCH:DOOR:TONER SUPPLY:PEEN	U008_S001	62
D1363305	TONER SUPPLY UNIT:ASS'Y	U008_S001_S001	63
		U008_S001_S002	63
		U008_S001_S003	63
		U008_S001_S004	63
D1363308	BRACKET:DRAWER:TONER SUPPLY UNIT	U008_S001	64
D1363315	CASE:TONER SUPPLY	U008_S001_S001	65
		U008_S001_S002	65
		U008_S001_S003	65
		U008_S001_S004	65
D1363331	SHUTTER:CASE:TONER SUPPLY	U008_S001_S001	66
		U008_S001_S002	66
		U008_S001_S003	66
		U008_S001_S004	66
D1363333	GEAR:AGITATOR:TONER SUPPLY:NO.2	U008_S001_S001	67
		U008_S001_S002	67
		U008_S001_S003	67
		U008_S001_S004	67
D1363334	GEAR:TRANSPORT SCREW:TONER SUPPLY	U008_S001_S001	68
		U008_S001_S002	68
		U008_S001_S003	68
		U008_S001_S004	68
D1363335	GEAR:MECHANICAL ROLLER CLUTCH:TONER SUPPLY:FRONT	U008_S001_S001	69
		U008_S001_S002	69
		U008_S001_S003	69
		U008_S001_S004	69
D1363336	GEAR:MECHANICAL ROLLER CLUTCH:TONER SUPPLY:REAR	U008_S001_S001	70
		U008_S001_S002	70
		U008_S001_S003	70
		U008_S001_S004	70
D1363337	GEAR:IDLER:AGITATOR:TONER SUPPLY	U008_S001_S001	71
		U008_S001_S002	71
		U008_S001_S003	71
		U008_S001_S004	71

Number	Part Name	Group	ID
D1363338	GEAR:AGITATOR:TONER SUPPLY:NO.1	U008_S001_S001	72
		U008_S001_S002	72
		U008_S001_S003	72
		U008_S001_S004	72
D1363345	SEAL:CASE:UPPER:TONER SUPPLY	U008_S001_S001	73
		U008_S001_S002	73
		U008_S001_S003	73
		U008_S001_S004	73
D1363361	GEAR:IDLER:TRANSPORT SCREW:NO.1:TONER SUPPLY	U008_S001_S001	74
		U008_S001_S002	74
		U008_S001_S003	74
		U008_S001_S004	74
D1363364	GEAR:IDLER:DRIVE:TONER SUPPLY	U008_S001_S001	75
		U008_S001_S002	75
		U008_S001_S003	75
		U008_S001_S004	75
D1363365	GEAR:IDLER:TRANSPORT SCREW:TONER SUPPLY:SMALL	U008_S001_S001	76
		U008_S001_S002	76
		U008_S001_S003	76
		U008_S001_S004	76
D1363366	GEAR:IDLER:TRANSPORT SCREW:TONER SUPPLY:LARGE	U008_S001_S001	77
		U008_S001_S002	77
		U008_S001_S003	77
		U008_S001_S004	77
D1363371	TORSION SPRING:STOPPER:TONER CARTRIDGE:LEFT	U008_S001_S005	50
		U008_S001_S006	50
		U008_S001_S007	50
		U008_S001_S008	50
D1363374	BRACKET:DRAWER:TONER SUPPLY:MAIN	U008	78
D1363381	TORSION SPRING:STOPPER:RIGHT	U008_S001_S005	101
		U008_S001_S006	101
		U008_S001_S007	101
		U008_S001_S008	101
D1363395	DECAL:OPERATE:TONER CARTRIDGE	U001	67
D1363396	DECAL:OPERATE:TONER SUPPLY SUB-UNIT:BK	U008_S001	79

Exclusive Parts

Number	Part Name	Group	ID
D1363397	DECAL:OPERATE:TONER SUPPLY SUB-UNIT:C	U008_S001	80
D1363398	DECAL:OPERATE:TONER SUPPLY SUB-UNIT:M	U008_S001	81
D1363399	DECAL:OPERATE:TONER SUPPLY SUB-UNIT:Y	U008_S001	82
D1363431	FILTER:DEVELOPMENT	U009_S005	71
		U009_S008	71
		U009_S011	71
		U009_S014	71
D1363434	DECAL:COLORED DISPLAY:DRUM STAY:ASS'Y	U021_S002_S001	75
D1363437	CAP:DEVELOPMENT:SUB-ASS'Y	U022_S002	18
		U022_S003	18
		U022_S004	18
		U022_S005	18
D1363438	DECAL:COLORED DISPLAY:DEVE LOPMENT UNIT:BK	U009	72
D1363439	DECAL:COLORED DISPLAY:DEVE LOPMENT UNIT:C	U009	73
D1363440	DECAL:COLORED DISPLAY:DEVE LOPMENT UNIT:M	U009	74
D1363441	DECAL:COLORED DISPLAY:DEVE LOPMENT UNIT:Y	U009	75
D1363442	DECAL:COLORED DISPLAY:MAIN: BK	U009	76
D1363443	DECAL:COLORED DISPLAY:MAIN: C	U009	77
D1363444	DECAL:COLORED DISPLAY:MAIN: M	U009	78
D1363445	DECAL:COLORED DISPLAY:MAIN: Y	U009	79
D1363446	DECAL:COLORED DISPLAY:DRUM STAY:BK	U021_S002_S001	76
D1363447	DECAL:COLORED DISPLAY:DRUM STAY:C	U021_S002_S001	77
D1363448	DECAL:COLORED DISPLAY:DRUM STAY:M	U021_S002_S001	78

Number	Part Name	Group	ID
D1363449	DECAL:COLORED DISPLAY:DRUM STAY:Y	U021_S002_S001	79
D1363478	SPACER:DRIVE:TONER CARTRID GE	U008_S001	83
D1363485	JIG:DEVELOPMENT UNIT	U022	19
D1363497	SEAL:SHUTTER:FUNNEL	U022_S001	20
D1363498	SHUTTER:FUNNEL	U022_S001	21
D1363499	FUNNEL:DEVELOPER	U022_S001	22
D1363508	COLLECTION BOTTLE:ASS'Y	U013_S003	54
D1363550	PIPE:UPPER:ASS'Y	U013_S001	27
D1363564	SPACER:DIA9:0.13MM	U013	28
D1363566	BRACKET:GEAR:USED TONER:PC U:PEEN	U013	29
D1363569	GEAR:Z35:TRANSPORT SCREW:P CU:MAIN	U013	30
D1363571	BRACKET:SWIVEL	U013	31
D1363575	PIPE:LENGTHWISE:ASS'Y	U013	32
D1363603	BRACKET:DRIVE:PIPE:MIDDLE:PE EN	U013	33
D1363608	BRACKET:DRIVE:TRANSPORT SC REW:MIDDLE	U013	34
D1363610	PIPE:MIDDLE:ASS'Y	U013_S002	35
D1363620	CASE:RELAY DUCT	U013	36
D1363621	VIBRATING PLATE:RELAY DUCT	U013	37
D1363622	SEAL:RELAY DUCT	U013	38
D1363623	SEAL:RELAY DUCT:SPONGE	U013	39
D1363641	GEAR:TRANSPORT SCREW:LOWE R:Z41	U013	40
D1363642	HOLDER:RADIAL BALL BEARING:J OINT:PRESS FIT	U013	41
D1363646	TORQUE LIMITER MECHANICAL C LUTCH:GEAR:Z65/Z35	U013	42
D1363647	GEAR:IDLER:Z49/Z27	U013	43
D1363652	PIPE:LOWER:ASS'Y	U013	44
D1363662	SEPARATION PLATE:COLLECTION BOTTLE	U013	45
D1363667	SHAFT:JOINT:TONER RECYCLING SUB-UNIT:ASS'Y	U013	24

Exclusive Parts

Number	Part Name	Group	ID
D1363682	SEAL:COVER:SHUTTER:COLLECTI ON BOTTLE	U013_S003	52
D1363690	DECAL:COLLECTION BOTTLE:CAU TION	U013_S003	46
D1363691	DECAL:COLLECTION BOTTLE:GRI P:FRONT	U013_S003	47
D1363692	DECAL:COLLECTION BOTTLE:GRI P:UPPER	U013_S003	48
D1363850	TRANSPORT BELT UNIT:ASS'Y	U014_S001	18
D1363851	TRANSPORT ROLLER:DRIVE	U014_S001	19
D1363861	VACUUM	U014_S001	31
D1363863	SUPPORTING PLATE:VACUUM	U014_S001	32
D1363865	CAM:ON-OFF:TRANSPORT BELT U NIT:REAR	U014_S001	21
D1363866	CAM:ON-OFF:TRANSPORT BELT U NIT:FRONT	U014_S001	22
D1363869	SHAFT:JOINT:VACUUM:ASS'Y	U014	23
D1363870	SYNCHRONOUS BELT:DRIVE:TRA NSPORT BELT UNIT	U014	24
D1363871	BRACKET:SHAFT:JOINT:VACUUM	U014	25
D1363872	PULLEY:SHAFT:DRIVE:VACUUM	U014_S001	26
D1363877	SHAFT:ON-OFF:TRANSPORT BEL T UNIT	U014_S001	27
D1363879	BRACKET:VACUUM:PULL OUT:FR ONT	U014	28
D1363880	LEVER:ON-OFF:TRANSPORT BEL T UNIT	U014_S001	34
D1363881	SPACER:CAM:FLAT CONVEYER B ELT	U014_S001	33
D1363890	DECAL:VACUUM:GRIP:D1	U014_S001	30
D1363891	DECAL:LED:GRIP:VACUUM	U001	68
D1364069	CAM:PRESSURE:A	U015_S005	136
D1364070	COLLAR:DIA10X:DIA14X:15.8	U015_S005	137
D1364071	COLLAR:DIA10XDIA14X13.4	U015_S005	138
D1364072	SHAFT:CAM:PRESSURE	U015_S005	139
D1364073	JOINT:CAM:PRESSURE:B	U015_S005	140
D1364075	FEELER:CAM:PRESSURE:REAR	U015_S005	141
D1364080	COVER:TEMPERATURE SENSOR:	U015_S005	142

Number	Part Name	Group	ID
	PRESSURE		
D1364081	COVER:THERMOSTAT:PRESSURE	U015_S005	143
D1364082	CLAMP:HARNESS:PRESSURE	U015_S005	144
D1364087	FUSING ENTRANCE GUIDE PLATE :LOWER	U015_S005	145
D1364109	FIX STAND:TERMINAL:HEATER:AS S'Y	U015_S005	147
D1364110	TERMINAL:CONNECTING	U015_S005	148
D1364111	COVER:HARNESS:FIRST:LOWER	U015_S005	149
D1364112	COVER:TERMINAL:CONNECTING	U015_S005	150
D1364113	JOINT UNIT:PAPER FEED SENSO R:PRESSURE:FRONT	U015_S005	151
D1364114	ELECTRODE PLATE:HEATER:PRE SSURE:FRONT	U015_S005	152
D1364119	SUPPORTING PLATE:LEVER:PRE SSURE:REAR	U015_S005	270
D1364120	SUPPORTING PLATE:LEVER:PRE SSURE:FRONT	U015_S005	271
D1364125	LEVER:PRESSURE:FRONT:OUTER	U015_S005	153
D1364126	LEVER:PRESSURE:REAR:OUTER	U015_S005	154
D1364127	RECEIVE PLATE:PRESSURE	U015_S005	155
D1364129	HOLDER:HEATER:PRESSURE:FR ONT	U015_S005	156
D1364130	HOLDER:HEATER:PRESSURE:RE AR	U015_S005	157
D1364131	HOLDER:COIL SPRING:PRESSUR E	U015_S005	158
D1364132	LEVER:CONTROL PLATE:PRESSU RE	U015_S005	159
D1364135	SHAFT:RADIAL BALL BEARING:LE VER:PRESSURE	U015_S005	160
D1364136	STEPPED SCREW:M5	U015_S005	161
D1364143	HOOK:COIL SPRING:OPEN AND C LOSE:LEVER	U015_S005_S001	162
D1364144	COVER:SEPARATION:OPEN AND CLOSE:FIBER	U015_S005_S001	163
D1364146	LEVER:PAPER EXIT SUB-UNIT:OP EN AND CLOSE:REAR	U015_S005_S001	164

Exclusive Parts

Number	Part Name	Group	ID
D1364147	LEVER:PAPER EXIT SUB-UNIT:OPEN AND CLOSE:FRONT	U015_S005_S001	165
D1364170	BRACKET:STRIPPER PLATE:REAR	U015_S005_S001	167
D1364173	BRACKET:STRIPPER PLATE:FRONT	U015_S005_S001	168
D1364178	COVER:FUSING EXIT:UPPER	U015_S005	169
D1364192	BRACKET:THERMISTOR:FUSING	U015_S005	297
D1364195	COVER:ENTRANCE SENSOR:FUSING	U015	171
D1364196	HOUSING:TEMPERATURE SENSOR:NC-F10	U015_S005	172
D1364198	CLAMP:HARNESS	U015_S001	173
D1364204	SIDE PLATE:FUSING SUB-UNIT:UPPER FRONT:PEEN	U015_S005	267
D1364217	LEVER:TENSION:HEAT ROLLER:REAR	U015_S005	175
D1364218	SUPPORTING PLATE:SIDE PLATE:HOT ROLLER:REAR	U015_S005	272
D1364219	SUPPORTING PLATE:SIDE PLATE:HOT ROLLER:FRONT	U015_S005	273
D1364223	ADJUSTING PIN:POSITIONING:HEAT ROLLER:FRONT	U015_S005	281
D1364230	FEELER:HEAT ROLLER:TURN	U015_S005	176
D1364233	STEPPED SCREW:DIA5:M3X3.8	U015	179
D1364236	SPONGE:IH:DUCT:FRONT	U015_S005	180
D1364240	COVER:FUSING UNIT:REAR	U015_S005	181
D1364241	CLAMP:HARNESS:PRESSURE:HEATER:REAR	U015_S005	182
D1364247	SPONGE:IH:DUCT:REAR	U015_S005	183
D1364254	STAY:FUSING:ENTRANCE	U015_S005	184
D1364258	HOLDER:GUIDE:ENTRANCE:MIDDLE	U015_S005	185
D1364259	HOLDER:GUIDE:ENTRANCE	U015_S005	186
D1364263	BRACKET:PAPER EXIT SUB-UNIT	U015_S005_S001	187
D1364265	FILM:BRACKET:EXIT SENSOR	U015_S005	188
D1364275	SHEET:PRESSURE:CAM:LOWER FRONT	U015_S005	189
D1364276	SHEET:PRESSURE:CAM:LOWER REAR	U015_S005	190

Number	Part Name	Group	ID
	EAR		
D1364278	LEVER:PRESSURE:FRONT:INNER:PEEN	U015_S005	191
D1364279	LEVER:PRESSURE:REAR:INNER:PEEN	U015_S005	192
D1364280	STOPPER:STRIPPER PLATE:FRONT	U015_S005_S001	193
D1364281	STOPPER:STRIPPER PLATE:REAR	U015_S005_S001	194
D1364389	PRESSURE UNIT:STRIPPER PLATE:UNI:ASS'Y	U015_S005_S004	269
D1364390	STRIPPER PLATE:UNI:PRESSURE ROLLER:ASS'Y	U015_S005_S004_S001	288
D1364412	LEVER:WEB:ASS'Y	U015_S005	196
D1364428	GRIP:FUSING UNIT:REAR	U015_S005	197
D1364430	GRIP:GUIDE PIN:SEPARATION SUB-UNIT:OPEN AND CLOSE	U015_S005	198
D1364431	STOPPER:GUIDE PIN:SEPARATION SUB-UNIT:OPEN AND CLOSE	U015_S005	199
D1364435	COVER:GRIP:FUSING UNIT:REAR	U015_S005	200
D1364436	COVER:CAM:REAR	U015_S005	201
D1364441	COVER:HARNESS:LEFT INNER REAR	U015_S005	202
D1364516	LEVER:GUIDE PLATE:DUPLEX:ASS'Y	U017	56
D1364528	POSITIONING SENSOR:DUPLEX:ASS'Y	U017_S001	130
D1364531	BRACKET:BELT TENSIONER:ASS'Y	U017_S001	57
D1364544	DC STEPPER MOTOR:MM39:S2M:T20:ASS'Y	U017	58
D1364548	GUIDE PLATE:DUPLEX:UPPER:ADHESION	U017_S002	59
D1364578	DUPLEX SUB-UNIT:ENTRANCE:GATE PAWL:ASS'Y	U017_S003	60
D1364584	GATE PAWL:DUPLEX:ENTRANCE:NO.2:ASS'Y	U017_S003	61
D1364601	GUIDE PLATE:DUPLEX:LOWER	U017	62
D1364602	ROLLER:DRIVEN:DUPLEX	U017	63

Exclusive Parts

Number	Part Name	Group	ID
D1364606	HOLDER:PRESSURE:GUIDE PLATE	U017	64
D1364607	COMPRESSION SPRING:HOLDER:GUIDE PLATE	U017	65
D1364608	GUIDE PLATE:POSITIONING SENSOR:LOWER	U017	66
D1364609	TENSION SPRING:GUIDE PLATE:MOVE	U017	67
D1364611	TRANSPORT ROLLER:DUPLEX:DRIVEN:1	U017	68
D1364614	PLAIN SHAFT BEARING:TRANSPORT ROLLER:DUPLEX:DRIVEN:INNER	U017	69
D1364615	TENSION SPRING:TRANSPORT ROLLER:DUPLEX:1	U017	70
D1364619	BUSHING:FLANGE TYPE:DIA6	U017	71
D1364620	BUSHING:DIA6:DIA10:6	U017	72
D1364621	SHAFT:LINK:SHIFT	U017	73
D1364638	GEAR:PULLEY:ROLLER:SHIFT	U017	75
D1364647	TENSION SPRING:BELT TENSIONER	U017_S001	79
D1364650	TIMING PULLEY:T18:S2M	U017_S001	80
D1364651	STOPPER:PULLEY:RIGHT	U017	81
D1364652	STOPPER:PULLEY:MIDDLE	U017	82
D1364653	STOPPER:PULLEY:LEFT	U017	83
D1364665	TENSION SPRING:DRIVEN ROLLER:EXIT	U017	84
D1364666	TENSION SPRING:DRIVEN ROLLER:DUPLEX	U017	85
D1364668	SHEET:DUPLEX:ENTRANCE:RIGHT UPPER	U017_S003	87
D1364669	BRACKET:DC STEPPER MOTOR:DUPLEX	U017	88
D1364671	LINK:ROLLER:SHIFT	U017	89
D1364673	GUIDE PLATE:POSITIONING SENSOR:DUPLEX	U017_S001	77
D1364674	GUIDE:PLATE:POSITIONING SENSOR	U017_S001	78

Number	Part Name	Group	ID
D1364681	LINK:SHIFT:DUPLEX	U017	74
D1364748	DC SOLENOID:DUPLEX:ENTRANCE:PRESS FIT	U017_S003	90
D1364749	GUIDE PLATE:DUPLEX:ENTRANCE:LEFT LOWER:SUB-ASS'Y	U017_S003	91
D1364750	GUIDE PLATE:DUPLEX:ENTRANCE:RIGHT	U017	92
D1364751	BRACKET:DUPLEX:ENTRANCE:FRONT	U017	93
D1364752	GATE PAWL:DUPLEX:ENTRANCE:NO.1	U017_S003	94
D1364761	GUIDE PLATE:DUPLEX:ENTRANCE:MIDDLE	U017_S003	95
D1364762	LEVER:GATE PAWL:REVERSE	U017_S003	96
D1364763	GUIDE PLATE:DUPLEX:ENTRANCE:RIGHT UPPER	U017_S003	97
D1364768	COIL SPRING:GATE PAWL:DUPLEX:ENTRANCE:NO.2	U017_S003	98
D1364770	TENSION SPRING:GATE PAWL:DUPLEX	U017_S003	99
D1364771	TENSION SPRING:DC SOLENOID:RELEASE	U017_S003	100
D1364800	REVERSE UNIT:DUPLEX:ASS'Y	U017_S004	101
D1364802	GUIDE PLATE:MIDDLE:REVERSE:DUPLEX:ASS'Y	U017_S004	102
D1364823	ROLLER:DRIVEN:REVERSE:106MM	U017_S004	103
D1364828	BRACKET:DC MOTOR:REVERSE	U017_S004	104
D1364829	TIMING PULLEY:DUPLEX:REVERSE:S2M54T	U017_S004	105
D1364830	GUIDE PLATE:LEFT:REVERSE:DUPLEX	U017_S004	106
D1364834	GUIDE PLATE:REVERSE ROLLER:DRIVE:LEFT	U017_S004	107
D1364838	HOLDER:PRESSURE:RADIAL BALL BEARING:REVERSE	U017_S004	108
D1364841	TENSION SPRING:DRIVEN:REVERSE:DUPLEX:MIDDLE	U017_S004	109

Exclusive Parts

Number	Part Name	Group	ID
D1364846	TENSION SPRING:DRIVEN:REVERSE:DUPLEX:OUTER	U017_S004	110
D1364851	SHEET:GUIDE PLATE:HEAT PIPE:LEFT	U016 U016_S001_S001	121 121
D1364852	SHEET:TRANSPORT:GATE PAWL:EXIT:FRONT	U016_S003_S001	122
D1364853	SHEET:TRANSPORT:GATE PAWL:EXIT:FRONT MIDDLE	U016_S003_S001	123
D1364854	SHEET:TRANSPORT:GATE PAWL:EXIT:REAR MIDDLE	U016_S003_S001	124
D1364855	SHEET:TRANSPORT:GATE PAWL:EXIT:REAR	U016_S003_S001	125
D1364856	SHEET:TRANSPORT:MIDDLE:LOWER:FRONT	U016_S003_S003	126
D1364857	SHEET:TRANSPORT:MIDDLE:LOWER:REAR	U016_S003_S003	127
D1364861	SHEET:TRANSPORT:DUPLEX:EXIT:FRONT MIDDLE	U017_S002	44
D1364862	SHEET:TRANSPORT:DUPLEX:EXIT:REAR MIDDLE	U017_S002	45
D1364863	SHEET:TRANSPORT:DUPLEX:MIDDLE:NO.1	U017_S002	46
D1364864	SHEET:TRANSPORT:DUPLEX:MIDDLE:NO.2	U017_S002	47
D1364865	SHEET:TRANSPORT:DUPLEX:MIDDLE:NO.3	U017_S002	48
D1364866	SHEET:TRANSPORT:DUPLEX:MIDDLE:NO.4	U017_S002	49
D1364867	SHEET:TRANSPORT:DUPLEX:MIDDLE:NO.5	U017_S002	50
D1364871	SHEET:TRANSPORT:MIDDLE:UPPER:FRONT REAR	U016_S003_S003	128
D1364872	SHEET:TRANSPORT:MIDDLE:UPPER:MIDDLE SIDEWAYS	U016_S003_S003	129
D1364873	SHEET:TRANSPORT:MIDDLE:UPPER:MIDDLE	U016_S003_S003	130
D1364874	SHEET:TRANSPORT:REVERSE:EXIT	U016_S003_S004	131

Number	Part Name	Group	ID
D1364875	SHEET:TRANSPORT:REVERSE:EXIT:REAR	U016_S003_S004	132
D1364876	SHEET:TRANSPORT:REVERSE:EXIT:FRONT	U016_S003_S004	133
D1364877	GUIDE PLATE:EXIT:LEFT UPPER	U016_S003_S004	117
D1364910	GUIDE PLATE:SWIVEL:RECEIVING SUB-UNIT:UPPER:SUB-ASS'Y	U017	112
D1364912	GUIDE PLATE:SWIVEL:RECEIVING SUB-UNIT:LOWER:SUB-ASS'Y	U017	111
D1364919	INNER COVER:RECEIVING SUB-UNIT:LEFT LOWER:ASS'Y	U017	113
D1364921	GRIP:VIBRATING PLATE:RECEIVING SUB-UNIT:LOWER:ASS'Y	U017_S005	114
D1364922	GRIP:VIBRATING PLATE:RECEIVING SUB-UNIT:UPPER:ASS'Y	U017_S006	115
D1364928	GUIDE PLATE:RECEIVING SUB-UNIT:LEFT LOWER	U017	116
D1364936	GUIDE PLATE:RECEIVING SUB-UNIT:LOWER	U017	117
D1364942	BRACKET:PUSH SWITCH:LED	U021	80
D1364948	GUIDE PLATE:RECEIVING SUB-UNIT:UPPER:SUB-ASS'Y	U017	118
D1364949	COVER:RECEIVING SUB-UNIT:RIGHT LOWER	U017	119
D1364953	BRACKET:LED:RECEIVING SUB-UNIT:LEFT LOWER	U021	81
D1364961	LED:SWITCH:REVERSE EXIT:ASS'Y	U021	82
D1364966	FEELER:SENSOR:RECEIVING SUB-UNIT	U017	120
D1364971	LED:SWITCH:DUPLEX:ASS'Y	U021	83
D1364974	DECAL:GRIP:RECEIVING SUB-UNIT:UPPER	U017_S006	121
D1364975	DECAL:GRIP:RECEIVING SUB-UNIT:LOWER	U017_S005	122
D1364976	DECAL:INNER COVER:RECEIVING SUB-UNIT:UPPER	U001	69
D1364978	DECAL:ARROW LABEL:LEFT	U001	70

Exclusive Parts

Number	Part Name	Group	ID
D1364979	DECAL:ARROW LABEL:RIGHT	U001	71
D1365121	PCB:DUB:ASS'Y	U019	51
D1365135	PCB:TSB:ASS'Y	U008_S001	84
D1365151	PCB:BCU:SUB-ASS'Y	U019	50
D1365410	PCB:TDRB	U010_S001	57
D1365428	PCB:TCB	U008_S001	85
D1365430	PCB:PFB	U019	52
D1365440	PCB:OKB	U019	53
D1365455	INVERTOR:IH:200V	U019	54
D1365465	AC CONTROL BOARD:200V	U019_S001	55
D1365467	PCB:LSB	U021	84
D1365498	PCB:IDB	U004	53
D1365511	LED:CONNECTOR:BLUE	U007	165
D1365696	PCB:SIO	U004	54
D1365709	PCB:EX3_DDR3-DIMM:RC-A:2GB:ASS'Y	U019	56
D1365716	PCB:DDR3-DIMM:RC-C:512MB:ASS'Y	U019	57
D1365722	(C5100S):SERVICE PARTS:PCB:CT L:ASS'Y	U019	105
D1365723	(C5110S):SERVICE PARTS:PCB:ASS'Y	U019	106
D1365724	PCB:IMAGE PROCESSING UNIT:TYPE-S15MDA	U019	58
D1365725	PCB:IMAGE PROCESSING UNIT:TYPE-S15MDA-SUB	U019	59
D1365903	DUCT:POWER SUPPLY UNIT	U019	62
D1365904	BRACKET:DC FAN MOTOR:INDUCTION HEATING UNIT	U019	63
D1365912	LEVER:SAFETY SWITCH:VERTICAL TRANSPORT	U019	65
D1365913	COVER:SAFETY SWITCH:VERTICAL TRANSPORT	U019	66
D1365914	BRACKET:SAFETY SWITCH:VERTICAL TRANSPORT	U019	67
D1365918	TORSION SPRING:SAFETY SWITCH:VERTICAL TRANSPORT	U008_S001	86
		U019	68
D1365920	LEVER:SAFETY SWITCH:4	U019	69

Number	Part Name	Group	ID
D1365922	COVER:SAFETY SWITCH:PULL OUT:MANUAL FEED	U019	70
D1365923	LEVER:SAFETY SWITCH:3	U019	71
D1365924	BRACKET:SAFETY SWITCH:SWIVEL	U019	72
D1365927	BRACKET:SAFETY SWITCH	U019	73
D1365931	TORSION SPRING:SAFETY SWITCH	U019	74
D1365933	LEVER:SAFETY SWITCH:1	U019	76
D1365934	LEVER:SAFETY SWITCH:2	U019	77
D1365938	GUIDE:HARNESS:HVP	U019	78
D1365949	(NA/CHN):COVER:ELECTRIC POTENTIAL SENSOR	U019	79
D1365958	BASE:C/T BOX	U019	80
D1365964	COVER:C/T BOX:REAR	U019	81
D1365969	PANEL:CONTROL BOARD	U019	82
D1365974	ARM:HINGE:C/T BOX	U019	83
D1365975	FRAME:C/T BOX:RIGHT	U019	84
D1365977	HDD:ASS'Y	U019_S002	85
D1365978	BRACKET:HDD	U019_S002	100
D1365990	TENSION SPRING:SAFETY SWITCH:PULL OUT	U019	86
D1365992	BRACKET:INLET:1POINT	U019	87
D1365994	LEVER:SAFETY SWITCH:TONER SUPPLY:DOOR	U008_S001	87
D1366039	SEAL:FIX:HARNESS:DENSITY SENSOR	U010_S001_S001	131
D1366042	BRACKET:HEATER:INTERMEDIATE TRANSFER	U010_S001	59
D1366044	COVER:INTERMEDIATE TRANSFER	U010_S001	60
D1366052	SUPPORTER:INTERMEDIATE TRANSFER:LEFT	U020	43
D1366056	STOPPER:BRACKET:ENCODER	U010_S001	61
D1366058	STOPPER:BRACKET:ENCODER:REAR	U010_S001	62
D1366072	COVER:PCB:INTERMEDIATE TRANSFER	U010_S001	63

Exclusive Parts

Number	Part Name	Group	ID
D1366073	DUCT:CONNECTING:INTERMEDIATE TRANSFER	U010	64
D1366075	BRACKET:DRAWER:INTERMEDIATE TRANSFER:ASS'Y	U010_S001	65
D1366086	COVER:ENCODER	U010_S001	66
D1366087	COIL SPRING:PRESSURE:BRACKET:ENCODER	U010_S001	67
D1366089	PLAIN SHAFT BEARING:CONTACT POINT:BRACKET:ENCODER	U010_S001 U013	68 49
D1366099	TENSION SPRING:BRACKET:DC STEPPER MOTOR	U010_S001	70
D1366100	DENSITY SENSOR:P/TM	U010_S001_S001	71
D1366102	SPRING PLATE:EARTH:DC STEPPER MOTOR	U010_S001	72
D1366104	GUIDE:INTERMEDIATE TRANSFER:LEFT	U010_S001	73
D1366111	BRACKET:INTERMEDIATE TRANSFER:FRONT	U010_S001	74
D1366112	BRACKET:INTERMEDIATE TRANSFER:REAR	U010_S001	75
D1366114	CAM:INTERMEDIATE TRANSFER:BLACK	U010_S001	77
D1366115	TENSION SPRING:PRESSURE:INTERMEDIATE TRANSFER	U010_S001	78
D1366118	SEPARATION PLATE:INTERMEDIATE TRANSFER:MAIN:240V	U010	79
D1366119	TERMINAL:CONNECTING:INTERMEDIATE TRANSFER	U010_S001	80
D1366121	COVER:ON-OFF:SLIDE RAIL	U010_S001	81
D1366123	PLAIN SHAFT BEARING:INTERMEDIATE TRANSFER	U010_S001	82
D1366124	BRACKET:BIAS:INTERMEDIATE TRANSFER	U010_S001	83
D1366125	TERMINAL:INTERMEDIATE TRANSFER	U010_S001	84
D1366126	COMPRESSION SPRING:BIAS:INTERMEDIATE TRANSFER	U010_S001	85
D1366127	TENSION SPRING:PRESSURE:INTERMEDIATE TRANSFER	U010_S001	86

Number	Part Name	Group	ID
	ERMEDIANTE TRANSFER:BLACK		
D1366128	CASE:OPPOSED:TRANSFER ROLLER:FRONT	U010_S001	87
D1366129	GUIDE:TRANSFER:PAPER:REAR	U010_S001	88
D1366130	ROLLER:OPPOSED:BELT CLEANING:ASS'Y	U010_S001	89
D1366132	ROLLER:TRANSFER:FRONT:ASS'Y	U010_S001	90
D1366138	SPRING PLATE:TRANSFER:OPPOSED:PAPER	U010_S001	91
D1366139	TENSION SPRING:ON-OFF:SLIDE RAIL	U010_S001	92
D1366143	SLIDE RAIL:ON-OFF:INTERMEDIATE TRANSFER:REAR:ASS'Y	U010_S001	93
D1366145	ROLLER:ON-OFF:INTERMEDIATE TRANSFER	U010_S001	94
D1366146	SHAFT:CAM:INTERMEDIATE TRANSFER:COLOR	U010_S001	95
D1366147	CAM:INTERMEDIATE TRANSFER:COLOR	U010_S001	96
D1366149	BUSHING:SLIDE RAIL:ON-OFF	U010_S001	97
D1366152	SEPARATION PLATE:INTERMEDIATE TRANSFER:240V	U010_S001	98
D1366154	FEELER:INTERMEDIATE TRANSFER	U010_S001	99
D1366162	BRACKET:ON-OFF:TRANSFER ROLLER	U010_S001	100
D1366164	BRACKET:SENSOR:ON-OFF:TRANSFER:PAPER	U010_S001	101
D1366165	FEELER:ON-OFF:TRANSFER:PAPER	U010_S001	102
D1366167	STAY:BRACKET:TENSION:ASS'Y	U010_S001	132
D1366174	BRACKET:TENSION:ROLLER	U010_S001	103
D1366175	SLIDE RAIL:CASE:TENSION:ROLLER	U010_S001	104
D1366176	GUIDE:TENSION:INTERMEDIATE TRANSFER	U010_S001	105
D1366177	PLAIN SHAFT BEARING:TENSION:INTERMEDIATE TRANSFER	U010_S001	106

Exclusive Parts

Number	Part Name	Group	ID
D1366179	COIL SPRING:PRESSURE:TENSION:INTERMEDIATE TRANSFER	U010_S001	107
D1366180	DENSITY SENSOR:ASS'Y	U010_S001_S001	108
D1366181	BRACKET:DENSITY SENSOR	U010_S001_S001	109
D1366182	DUCT:TM SENSOR	U010_S001_S001	110
D1366183	GRIP:ON-OFF:INTERMEDIATE TRANSFER:TCRU	U010_S001	111
D1366186	ROLLER:OPPOSED:PAPER:ASS'Y	U010_S001	112
D1366187	CORE:OPPOSED:TRANSFER ROLLER	U010_S001	113
D1366189	PLATE:ROLLER:OPPOSED:PAPER	U010_S001	114
D1366190	CAM:ON-OFF:TRANSFER ROLLER:FRONT	U010_S001	115
D1366191	CAM:ON-OFF:TRANSFER ROLLER:REAR	U010_S001	116
D1366195	SEAL:DUCT:TM SENSOR	U010	117
D1366196	HOME POSITION SENSOR:FLAT BELT-TRANSFER	U010_S001_S001	118
D1366197	COVER:HARNESS:SECOND:INTERMEDIATE TRANSFER	U010_S001	119
D1366199	PULLEY:ON-OFF:TRANSFER ROLLER	U010_S001	120
D1366240	TRANSFER ROLLER:ASS'Y	U012_S001_S001	15
D1366245	COIL SPRING:PRESSURE:TRANSFER ROLLER	U012_S001	16
D1366269	CASE:POSITIONING:TRANSFER/SEPARATION UNIT:REAR:ASS'Y	U012_S001	40
D1366271	CASE:POSITIONING:TRANSFER/SEPARATION UNIT:FRONT	U012_S001	35
D1366272	CASE:POSITIONING:TRANSFER/SEPARATION UNIT:REAR	U012_S001	41
D1366273	STAY:CASE:RIGHT	U012_S001	36
D1366274	STAY:CASE:LOWER	U012_S001	37
D1366275	LEVER:PRESSURE:FRONT:ASS'Y	U012_S001	42
D1366276	LEVER:PRESSURE:REAR:ASS'Y	U012_S001	43
D1366277	LEVER:PRESSURE:FRONT	U012_S001	17
D1366278	LEVER:PRESSURE:REAR	U012_S001	18
D1366282	COIL SPRING:SEPARATION:TRANSFER	U012_S001	19

Number	Part Name	Group	ID
	SFER ROLLER		
D1366283	ELECTRODE PLATE:SEPARATION:TRANSFER ROLLER	U012_S001	20
D1366286	SHAFT:CONTACT POINT:TRANSFER/SEPARATION UNIT	U012_S001	21
D1366287	JOINT:DRIVE:TRANSFER ROLLER	U012_S001	22
D1366288	GEAR:IDLER:TRANSFER ROLLER	U012_S001	23
D1366290	HOOK:PRESSURE:TRANSFER ROLLER	U012_S001	24
D1366291	GROUND PLATE:TRANSFER ROLLER	U012_S001	25
D1366298	GUIDE PLATE:ENTRANCE:TRANSFER ROLLER:ASS'Y	U012_S001	26
D1366300	TRANSFER ROLLER:RELEASE	U012_S001_S002	27
D1366303	HOLDER:RELEASE:TRANSFER ROLLER	U012_S001	28
D1366307	GUIDE:TRANSPORT:INTERMEDIATE TRANSFER:R:ASS'Y	U010_S001	121
D1366340	GUIDE:TRANSPORT:INTERMEDIATE TRANSFER:K1:ASS'Y	U010_S001	128
D1366350	LINK:RELEASE:RIGHT	U012	29
D1366352	LINK:RELEASE:LOWER	U012	30
D1366354	LINK:CONNECTING	U012	31
D1366360	GUIDE:TRANSPORT:INTERMEDIATE TRANSFER:K2:ASS'Y	U010_S001	129
D1366381	INSULATING SHEET:PULL OUT	U021	86
D1366390	COVER:POWER PACK	U021	87
D1366404	COVER:CASE:DUCT:BELT CLEANING	U011_S001	26
D1366405	DUCT:BELT CLEANING:REAR UPPER	U011_S001	27
D1366409	GUIDE:BELT CLEANING	U020	44
D1366410	GROUND PLATE:BELT CLEANING	U011_S001	28
D1366411	PLAIN SHAFT BEARING:DIA6:DIA8:BRUSH	U011_S001	29
D1366414	SCRAPER:BRUSH:REMOVE PAPER DUST	U011_S001	30
D1366427	SEAL:SCRAPER	U011_S001	32

Exclusive Parts

Number	Part Name	Group	ID
D1366434	TONER COLLECTION COIL:BELT CLEANING:ASS'Y	U011_S001	33
D1366439	PLAIN SHAFT BEARING:REMOVE PAPER DUST:TRANSPORT SCREW	U011_S001	34
D1366441	SHUTTER:TRANSPORT SCREW:BELT CLEANING	U011_S001	35
D1366442	COIL SPRING:DISCHARGE USED TONER	U011_S001	36
D1366443	CAP:TONER COLLECTION COIL:BELT CLEANING	U011_S001	37
D1366444	SYNCHRONOUS BELT:30S2M126	U011_S001	38
D1366460	COIL SPRING:BLADE:CLEANING:BELT CLEANING	U011_S001	39
D1366461	HOLDER:APPLY:BELT CLEANING:ASS'Y	U011_S001	40
D1366465	COIL SPRING:BLADE:APPLY:BELT CLEANING	U011_S001	41
D1366466	BRACKET:GUARD:BELT CLEANING	U020	45
D1366467	SEAL:CASE:BELT CLEANING:REAR LOWER	U011_S001	42
D1366468	SEAL:CASE:BELT CLEANING:REAR UPPER	U011_S001	43
D1366469	SLIDE RAIL:UPPER:BELT CLEANING	U011_S001	44
D1366471	RELEASE PLATE:BLADE:APPLY	U011_S001	45
D1366475	SEAL:CASE:SLIDE RAIL	U011_S001	46
D1366476	SHEET:SLIDE RAIL:BELT CLEANING	U011_S001	47
D1366478	RELEASE PLATE:BLADE:CLEANING	U011_S001	48
D1366480	SEAL:HOLDER:CLEANING BLADE:FRONT UPPER	U011_S001	49
D1366481	SEAL:HOLDER:CLEANING BLADE:REAR UPPER	U011_S001	50
D1366483	SEAL:HOLDER:CLEANING BLADE:FRONT LOWER	U011_S001	51

Number	Part Name	Group	ID
D1366484	SEAL:HOLDER:CLEANING BLADE:REAR LOWER	U011_S001	52
D1366487	SEAL:CASE:BRUSH:FRONT LOWER	U011_S001	55
D1366488	SEAL:HOLDER:BEHIND:BELT CLEANING	U011_S001	56
D1366489	VIBRATING PLATE:TRANSPORT SCREW:BELT CLEANING	U011_S001	57
D1366490	SEAL:BASE:CASE:BELT CLEANING	U011_S001	58
D1366491	SHEET:OPPOSED:OPTICS SENSOR:BASE:BELT CLEANING	U011_S001	59
D1366492	SEAL:CASE:CLEANING BLADE:FRONT LOWER	U011_S001	60
D1366493	SEAL:CASE:CLEANING BLADE:REAR LOWER	U011_S001	61
D1366495	LEVER:RELEASE:BLADE	U011_S001	62
D1366498	SEAL:APPLY:HOLDER:BEHIND	U011_S001	64
D1366656	GUIDE:COUPLING:RELEASE:TANDEM TRAY	U007	296
D1366661	SIDE PLATE:FRONT RIGHT:PAPER FEED UNIT:ASS'Y	U007	312
D1366665	BRACKET:LED:VERTICAL TRANSPORT	U007	167
D1366666	INNER COVER:LED:VERTICAL TRANSPORT	U007	168
D1366667	HOLDER:POSITIONING:VERTICAL TRANSPORT	U007	304
D1366672	SUPPORTER:RIGHT:ASS'Y	U007	169
D1366675	HOLDER:POSITIONING	U007	170
D1366678	SUPPORTER:LEFT:ASS'Y	U007	172
D1366686	TRAY BOTTOM PLATE:ASS'Y	U007_S015_S005	311
		U007_S019_S005	311
		U007_S020_S005	311
		U007_S021_S005	311
D1366696	BRACKET:TANDEM TRAY:LIFT MOTOR	U007	173
D1366698	DC SOLENOID:TANDEM TRAY:LO	U007_S005	174

Exclusive Parts

Number	Part Name	Group	ID
	CK:ASS'Y		
D1366703	COVER:PAPER TRAY:REAR LEFT	U007	175
D1366707	BRACKET:DC MOTOR:LEFT	U007	176
D1366708	SHAFT:JOINT	U007	177
D1366710	BRACKET:CONNECTOR:LEFT	U007	178
D1366711	DC MOTOR:TANDEM LCT:RISE:AS S'Y	U007	179
D1366717	LEVER:RELEASE:REAR	U007	180
D1366718	COVER:DC SOLENOID:REAR	U007	181
D1366719	DC SOLENOID:END FENCE:REAR: ASS'Y	U007	182
D1366729	BRACKET:STOPPER:VERTICAL TRANSPORT:RIGHT LOWER:ASS'Y	U007	184
D1366741	COVER:CONNECTOR:HEATER:UPPER	U007	185
D1366743	PLATE:CONNECTOR:HEATER:LOWER	U007	186
D1366744	TENSION SPRING:END FENCE:SOLENOID	U007	187
D1366746	JOINT:TANDEM LCT	U007	188
D1366748	DECAL:SIZE INDICATION:END FENCE:FRONT	U007_S012 U007_S013	189 189
D1366749	DECAL:SIZE INDICATION:END FENCE:REAR	U007_S012 U007_S013	190 190
D1366751	LEVER:STRETCH:PAPER TRAY:ASS'Y	U007_S006 U007_S007	191 191
D1366760	GEAR:LEVER:STRETCH:Z19	U007_S006 U007_S007	192 192
D1366765	GEAR:IDLER:Z14/Z36	U007_S006 U007_S007	193 193
D1366766	GEAR:IDLER:Z30	U007_S006 U007_S007	194 194
D1366768	GUIDE:STRETCH	U007_S006 U007_S007	195 195
D1366770	HOLDER:OIL DAMPER	U007_S006 U007_S007	196 196
D1366772	GEAR:PAWL:Z18	U007_S006 U007_S007	197 197

Number	Part Name	Group	ID
D1366773	COLLAR:GEAR	U007_S006 U007_S007	198 198
D1366774	GEAR:PAWL:Z39	U007_S006 U007_S007	199 199
D1366775	COVER:GEAR	U007_S006 U007_S007	200 200
D1366777	COVER:TRAY	U007_S006 U007_S007	201 201
D1366778	OIL DAMPER:23MN/M	U007_S006 U007_S007	202 202
D1366788	DECAL:H-TEMP WARNING:HEATER	U007_S010	203
D1366792	BRACKET:LED:TANDEM TRAY	U007	204
D1366796	SHUTTER:LED	U007	206
D1366797	COIL SPRING:SHUTTER:LED	U007	207
D1366798	COVER:PAPER:SET SENSOR:TANDEM TRAY	U007_S014 U007_S016 U007_S017 U007_S018	225 225 225 225
D1366799	FEELER:PAPER:SET SENSOR:TANDEM TRAY	U007_S014 U007_S016 U007_S017 U007_S018	224 224 224 224
D1366851	DUCT:VACUUM	U020	46
D1366854	DUCT:DEVELOPMENT:VACUUM:RIGHT	U008_S001	88
D1366855	DUCT:DEVELOPMENT:VACUUM:LEFT	U008_S001	89
D1366857	DUCT:DEVELOPMENT:Y:VACUUM:UPPER	U008_S001	90
D1366858	DUCT:DEVELOPMENT:Y:VACUUM:LOWER	U008_S001	91
D1366860	DUCT:INDUCTION HEATING UNIT:VACUUM	U020	47
D1366861	DUCT:HEAT PIPE:ROLLER	U020	48
D1366865	DUCT:HEAT PIPE:ROLLER:EXIT	U020	49
D1366868	DUCT:BELT CLEANING:VACUUM:FRONT	U020_S004	50

Exclusive Parts

Number	Part Name	Group	ID
D1366869	DUCT:BELT CLEANING:VACUUM:REAR	U020_S004	51
D1366878	DUCT:FUSING:EXIT:RIGHT	U020	52
D1366879	DUCT:FUSING:EXIT:LEFT	U020	53
D1366882	DUCT:HEAT SINKER:MIDDLE	U020	54
D1366885	DUCT:HEAT SINKER:EXHAUST:RIGHT	U020	55
D1366886	DUCT:HEAT SINKER:EXHAUST:LEFT	U020	56
D1366887	DUCT:HEAT SINKER:UPPER	U020	57
D1366890	DUCT:DEVELOPMENT:EXHAUST:RIGHT:FRONT	U020	58
D1366891	DUCT:DEVELOPMENT:EXHAUST:RIGHT:REAR	U020	59
D1366892	HEAT PIPE:ASS'Y	U020	60
D1366893	DUCT:AROUND THE PHOTOCONDUCTOR:EXHAUST:UPPER	U020	61
D1366894	DUCT:DEVELOPMENT:EXHAUST:LEFT:FRONT	U020	62
D1366895	DUCT:DEVELOPMENT:EXHAUST:LEFT:REAR	U020	63
D1366896	SEAL:AROUND THE PHOTOCONDUCTOR:EXHAUST	U020_S002	64
D1366897	DUCT:DRUM STAY:SMALL	U021_S002	88
D1366899	DUCT:AROUND THE PHOTOCONDUCTOR:ENTRANCE	U020	65
D1366900	RELAY DUCT:AROUND THE PHOTOCONDUCTOR:ASS'Y	U020	66
D1366904	RELAY DUCT:AROUND THE PHOTOCONDUCTOR:Y:ASS'Y	U020	67
D1366907	DUCT:AROUND THE PHOTOCONDUCTOR:EXHAUST:LOWER	U020	68
D1366909	SPONGE:HEAT PIPE:LOWER	U020	69
D1366910	SPONGE:HEAT PIPE:LEFT	U020	70
D1366912	SUPPORTER:PCU:LEFT:ASS'Y	U020	71
D1366913	DUCT:TRANSFER:EXHAUST:ASS'Y	U020	72
D1366917	FILTER:DEVELOPMENT:EXHAUST:SMALL:ASS'Y	U020	73

Number	Part Name	Group	ID
D1366918	DUCT:TRANSFER:FUSING:EXHAUST:FRONT	U020	74
D1366919	DUCT:TRANSFER:FUSING:EXHAUST:REAR	U020	75
D1366920	DUCT:DEVELOPMENT:EXHAUST:EXIT:LEFT	U020	76
D1366921	DUCT:DEVELOPMENT:EXHAUST:EXIT:RIGHT	U020	77
D1366922	BRACKET:DUCT:EXHAUST	U020	78
D1366923	SEAL:DEVELOPMENT:EXHAUST:LEFT	U020	79
D1366924	SEAL:DEVELOPMENT:EXHAUST:RIGHT	U020	80
D1366927	SEAL:DUCT:AROUND THE PHOTOCONDUCTOR:ENTRANCE	U020	81
D1366928	DUCT:DC FAN MOTOR:OPTICAL WRITING UNIT	U020	82
D1366931	SEAL:DUCT:DEVELOPMENT	U008_S001	92
D1366932	FILTER:PRESSURE ROLLER:VACUUM	U020	83
D1366935	FILTER:DEVELOPMENT:EXHAUST:LARGE	U020	84
D1366938	OZONE FILTER:SMALL	U020	85
D1366939	FILTER:DEVELOPMENT:VACUUM	U008_S001	93
D1366940	HEAT INSULATING PLATE:HEAT PIPE:UPPER	U020	86
D1366941	HEAT INSULATING PLATE:HEAT PIPE:RIGHT	U020	87
D1366943	SEAL:DUCT:EXHAUST:INDUCTION HEATING UNIT	U020	88
D1366946	BRACKET:SETTING LEVER JUMPPER:DC FAN MOTOR:DUPLEX:EXIT	U020	90
D1366947	OZONE FILTER:EXIT	U020	91
D1366948	BRACKET:THERMISTOR	U020	92
D1366953	DEODORIZE FILTER:LARGE	U020	93
D1366955	OZONE FILTER:LARGE	U020	94
D1366956	DEODORIZE FILTER:SMALL	U020	95

Exclusive Parts

Number	Part Name	Group	ID
D1366957	DC FAN MOTOR:INTERMEDIATE TRANSFER:ASS'Y	U020_S003	96
D1366958	BRACKET:DC FAN MOTOR:INTERMEDIATE TRANSFER	U020_S003	97
D1366959	SEAL:DEVELOPMENT:VACUUM:Y:UPPER	U020	98
D1366960	SEAL:DEVELOPMENT:VACUUM:Y:LOWER	U020	99
D1366961	SEAL:DEVELOPMENT:VACUUM:Y:FRONT	U020	100
D1366966	DUCT:HEAT SINKER:REAR:ASS'Y	U020_S001	101
D1366971	BRACKET:HINGE:DUCT:HEAT PIPE:ROLLER	U020	102
D1366972	DUCT:DENSITY SENSOR:RIGHT	U020	103
D1366974	DUCT:DENSITY SENSOR:LEFT	U020	104
D1366979	SEAL:HEAT SINKER:EXIT	U020_S001	105
D1366980	SEAL:INDUCTION HEATING UNIT:VACUUM	U020	106
D1366982	SEAL:HEAT SINKER:LEFT AND RIGHT	U020	107
D1366983	SEAL:HEAT SINKER:FRONT	U020	108
D1366984	SEAL:HEAT SINKER:REAR	U020_S001	109
D1366985	SEAL:DRUM STAY:FRONT:RIGHT	U021_S002	92
D1366986	BRACKET:DC FAN MOTOR:HEAT SINKER:VACUUM	U020	110
D1366990	DUCT:MECHANICAL DRIVE SECTION:LEFT UPPER	U020	111
D1366995	BRACKET:DEVELOPMENT:EXHAUST	U020	112
D1367027	GUIDE PLATE:EXIT:MIDDLE:ASS'Y	U016_S003_S003	105
D1367034	HOLDER:DRIVEN ROLLER:EXIT:CONNECTING:ASS'Y	U016_S003_S005	136
D1367051	GUIDE PLATE:EXIT:LEFT UPPER:ASS'Y	U016_S003_S004	137
D1367076	GUIDE PLATE:MIDDLE	U016_S001_S002	70
D1367077	STAY:PAPER EXIT UNIT:RIGHT LOWER	U016_S003	103
D1367081	LINK:GATE PAWL:RETURN	U016_S003	139

Number	Part Name	Group	ID
D1367090	GUIDE PLATE:DRIVEN:MIDDLE:LOWER	U016_S003	140
D1367112	GUIDE PLATE:EXIT:LEFT LOWER	U016_S003_S006_S002	144
D1367115	LINK:ON-OFF:REVERSE EXIT	U016_S003_S006	145
D1367117	LEVER:LINK:ON-OFF:REVERSE EXIT	U016_S003_S006	146
D1367118	LEVER:FIX:GUIDE PLATE:LEFT LOWER	U016_S003_S006	147
D1367119	SHAFT:LEVER:GUIDE PLATE:LEFT LOWER	U016_S003_S006	148
D1367120	BRACKET:LEVER:FIX:GUIDE PLATE:LEFT LOWER	U016_S003_S006	149
D1367121	LEVER:RELEASE:GUIDE PLATE:LEFT LOWER:ASS'Y	U016_S003_S006_S001	150
D1367123	HOLDER:PRESSURE:GUIDE PLATE:EXIT	U016_S003_S006	151
D1367125	COMPRESSION SPRING:PLATE:ON OFF DETECTOR:LEFT LOWER	U016_S003_S006	153
D1367126	BRACKET:PLATE:ON OFF DETECTOR:LEFT LOWER:ASS'Y	U016_S003_S006	154
D1367129	GUIDE PLATE:EXIT:RIGHT LOWER	U016_S003	104
D1367133	SHAFT:RELEASE:GUIDE PLATE:UPPER	U016_S003	155
D1367134	LEVER:FIX:GUIDE PLATE:UPPER	U016_S003	156
D1367135	LINK:GRIP:GUIDE PLATE:UPPER	U016_S003	157
D1367136	GRIP:GUIDE PLATE:EXIT:UPPER:ASS'Y	U016_S003	158
D1367138	HOLDER:DRIVEN ROLLER:EXIT:CONNECTING	U016_S003_S005	159
D1367140	GROUND PLATE:EXIT:GUIDE PLATE:UPPER	U016_S003	161
D1367145	DISCHARGE BRUSH:EXIT:SUS	U016_S003	162
D1367151	DC SOLENOID:REVERSE EXIT:ASS'Y	U016_S003	163
D1367153	BRACKET:DC SOLENOID:REVERSE EXIT:ASS'Y	U016_S003	164
D1367159	CUSHION:STOPPER:GUIDE PLATE	U016_S003	165

Exclusive Parts

Number	Part Name	Group	ID
	:EXIT:UPPER		
D1367163	SHAFT:GATE:REVERSE EXIT	U016_S003	112
D1367164	GUIDE PLATE:MIDDLE:LEFT	U016_S003	111
D1367167	ROLLER:DRIVEN:NO.2:SHORT:ASS'Y	U017_S004	123
D1367187	ROLLER:EXIT:EXIT:ASS'Y	U016_S003_S007	166
D1367192	STOPPER:ROLLER:EXIT:EXIT	U016_S003_S007	119
D1367193	HOLDER:PRESSURE:RADIAL BALL BEARING:EXIT	U016_S003 U016_S003_S006	167 167
D1367194	PLAIN SHAFT BEARING:DIA4:EXIT	U016_S003 U016_S003_S006	168 168
D1367199	SHEET:OPPOSED:REFLECTION PHOTO SENSOR	U016_S003	169
D1367385	PCB:AR2FT:CH1-C1_OFF:NAAA:ASS'Y	U002_S002 U002_S003	13 13
D1367397	PCB:LCDC:AR2FT:ASS'Y	U002_S004 U002_S005	13 13
D1367446	DECAL:CAUTION:PULL OUT:SLIDE RAIL:NA	U022	66
D1367448	(CHN/EU/AA):DECAL:PULL OUT:SET:CAUTION:MANY LANGUAGES	U022	67
D1367528	GROUND PLATE:REAR	U007_S015 U007_S019 U007_S020 U007_S021	208 208 208 208
D1367530	GROUND PLATE:FRONT	U007_S015 U007_S019 U007_S020 U007_S021	209 209 209 209
D1367532	GROUND PLATE:REAR:SIDE PLATE	U007_S015 U007_S019 U007_S020 U007_S021	210 210 210 210
D1367538	OIL DAMPER:FALL	U007_S015 U007_S019 U007_S020 U007_S021	211 211 211 211
D1367541	DECAL:CAUTION CHART:PAPER S	U022	23

Number	Part Name	Group	ID
	ET DIRECTION		
D1367546	DECAL:PAPER VOLUME:SIDE FENCE:LEFT REAR:1	U007_S014_S001 U007_S016_S001 U007_S017_S001 U007_S018_S001	213 213 213 213
D1367547	DECAL:PAPER VOLUME:SIDE FENCE:LEFT REAR:2	U007_S014_S001 U007_S016_S001 U007_S017_S001 U007_S018_S001	214 214 214 214
D1367549	BRACKET:COUPLING:RIGHT:ASS'Y	U007_S015 U007_S019 U007_S020 U007_S021	215 215 215 215
D1367559	GROUND PLATE:JOINT:DRIVE	U007_S014 U007_S016 U007_S017 U007_S018	216 216 216 216
D1367560	GROUND PLATE:COVER:SYNCHRONOUS BELT	U007_S014 U007_S016 U007_S017 U007_S018	217 217 217 217
D1367565	SHAFT:GRIP:TANDEM TRAY	U007	218
D1367566	STOPPER:TANDEM TRAY	U007	219
D1367567	BRACKET:STOPPER:TANDEM TRAY:RIGHT:ASS'Y	U007	220
D1367570	GRIP:TANDEM TRAY:REAR	U007	221
D1367571	GRIP:PAPER TRAY:TANDEM TRAY	U007	222
D1367575	CAP:LEVER	U007_S014 U007_S016 U007_S017 U007_S018	223 223 223 223
D1367579	SLIDER:BACK FENCE	U007_S014 U007_S016 U007_S017 U007_S018	226 226 226 226
D1367581	COVER:TIMING BELT:TANDEM TRAY:ASS'Y	U007_S014_S002 U007_S016_S002 U007_S017_S002	227 227 227

Exclusive Parts

Number	Part Name	Group	ID
		U007_S018_S002	227
D1367584	SHAFT:RISING TRAY:ASS'Y	U007_S015	228
		U007_S019	228
		U007_S020	228
		U007_S021	228
D1367588	STOPPER:END FENCE	U007_S015	229
		U007_S019	229
		U007_S020	229
		U007_S021	229
D1367599	TIMING PULLEY:TRAY BOTTOM PLATE:TANDEM TRAY:DRIVEN	U007_S015	230
		U007_S019	230
		U007_S020	230
		U007_S021	230
D1367600	DECAL:CAUTION:PULL OUT:PAPER FEED	U022	24
D1367601	DECAL:CAUTION:PULL OUT:EXIT	U022	25
D1367607	DECAL:POWER SUPPLY CORD:200V:MAIN	U022	26
D1367608	DECAL:POWER SUPPLY CORD:200V	U022	27
D1367617	DECAL:CAUTION:PULL OUT	U001_S004	72
D1367912	(EU/AA):GROUND PLATE:ELECTRIC POTENTIAL SENSOR:UPPER	U019	88
D1367985	DEVELOPER:EXCHANGEABLE:ASS'Y	U022_S001	28
D1371452	COVER:FRONT LOWER	U001	103
D1371459	INNER COVER:FRONT MIDDLE:LEFT	U001	47
D1371471	INNER COVER:FRONT LOWER	U001	37
D1371479	BRACKET:HINGE:COVER:FRONT LOWER	U001	61
D1371492	INNER COVER:FRONT MIDDLE:UPPER:ASS'Y	U001_S004	73
D1376211	TRANSFER/SEPARATION UNIT:PRO:ASS'Y	U012_S001	32
D1376259	SEPARATION CORONA:ASS'Y	U012_S001_S003	33
D1377449	(CHN):(C5100S):DECAL:CHINA_ENERGY_LABEL	U022	29

Number	Part Name	Group	ID
D1377603	(C5100S):DECAL:MODEL NAME PLATE:RIC	U022	30
D1377751	(NA/EU):SHEET:PAPER SET DIRECTION:MANUAL FEED:ENGLISH	U022	31
D1377753	(CHN/AA):SHEET:PAPER SET DIRECTION:MANUAL FEED	U022	32
D1380150	DEVELOPMENT UNIT:ASS'Y	U009_S005	85
		U009_S008	85
		U009_S011	85
		U009_S014	85
D1381014	DRIVE UNIT:PHOTOCONDUCTOR:ASS'Y	U018_S013	128
		U018_S014	128
		U018_S015	128
		U018_S016	128
D1381137	FEELER:POSITIONING SENSOR:PHOTOCONDUCTOR	U018	130
D1381308	JOINT:EXIT:DRIVE:0.5	U016_S003	88
D1381416	DRUM STAY:AROUND THE PHOTOCONDUCTOR:PRO:ASS'Y	U021_S002	95
D1381456	COVER:TONER SUPPLY SUB-UNIT	U001	74
D1381460	COVER:RIGHT MIDDLE:FRONT	U001	75
D1381461	COVER:UPPER FRONT:ASS'Y	U001_S002	76
D1381468	CAP:LOUVER:OZONE FILTER:LARGE	U001	78
D1381469	CAP:LOUVER:DEODORIZE FILTER:SMALL	U001	79
D1381475	COVER:MAIN SWITCH	U001	77
D1381479	COVER:LEFT MIDDLE:SMALL	U001	82
D1381480	INNER COVER:EXIT:UPPER:ASS'Y	U001_S001	83
D1381485	CAP:LOUVER:PREVENTFENCE:OZONE FILTER:ASS'Y	U001	84
D1381545	STAY:DRUM STAY:FRONT LEFT	U021	96
D1381561	COMPRESSION SPRING:PULL OUT:LOCK:0.5N	U021	97
D1381562	BRACKET:STOPPER:PULL OUT	U021	98
D1381565	BRACKET:PULL OUT:LOCK:REAR:ASS'Y	U021	99
D1381568	GUIDE:PULL OUT:LOCK	U021	100

Exclusive Parts

Number	Part Name	Group	ID
D1381570	TORSION SPRING:CAP:GRIP:PULL OUT:0.5N	U001	86
D1381571	COMPRESSION SPRING:PULL OUT:GRIP:3N	U001	87
D1381573	BRACKET:GRIP:PULL OUT	U001	89
D1381577	BRACKET:CONTACT POINT:LINK	U001	90
D1381578	LINK:GRIP:LENGTHWISE	U001	91
D1381579	LEVER:PULL OUT	U001	92
D1381581	LINK:LEVER:PULL OUT	U001	93
D1381582	STOPPER:PULL OUT	U021	101
D1381584	CAP:GRIP:PULL OUT	U001	88
D1381731	LENSBLOCK SMD:SERVICE PART S:ASS'Y	U004_S001	67
D1381862	OPTICAL WRITING SECTION:SERVICE PARTS:BK-C:ASS'Y	U005_S001	11
D1381863	OPTICAL WRITING SECTION:M-Y:ASS'Y	U005_S002	12
D1382204	CHARGE UNIT:ASS'Y	U009_S007	86
		U009_S010	86
		U009_S013	86
		U009_S016	86
D1382206	CLEANING UNIT:ASS'Y	U009_S006	87
		U009_S009	87
		U009_S012	87
		U009_S015	87
D1382496	DECAL:CAUTION:REMOVER/INSTALL	U009_S005	88
		U009_S008	88
		U009_S011	88
		U009_S014	88
D1382497	DECAL:POSITIONING DISPLAY:CHARGE UNIT:FRONT:PP	U009_S007	89
		U009_S010	89
		U009_S013	89
		U009_S016	89
D1382498	DECAL:POSITIONING DISPLAY:CHARGE UNIT:REAR:PP	U009_S007	90
		U009_S010	90
		U009_S013	90
		U009_S016	90
D1382552	REGISTRATION ROLLER:PRO:ASS	U006_S003	185

Number	Part Name	Group	ID
	'Y		
D1382591	REGISTRATION ROLLER:OPEN AND CLOSE:PRO	U006_S003_S001	180
D1382632	COVER:REGISTRATION:UPPER:ASS'Y	U006_S003_S001_S001	124
D1382762	BRACKET:ARM:MANUAL FEED:REAR:ASS'Y	U006_S004	125
D1382766	GUIDE PLATE:SEPARATOR:ASS'Y	U006_S004	126
D1382770	ARM:MANUAL FEED:FRONT	U006_S004	127
D1382772	ARM:MANUAL FEED:SHORT:FRONT	U006_S004	128
D1382775	ARM:MANUAL FEED:SHORT:REAR	U006_S004	129
D1382780	COVER:MANUAL FEED TABLE	U006_S004_S002	130
D1382784	SIDE FENCE:REAR:ASS'Y	U006_S004_S002_S001	132
D1382786	DECAL:SIDE FENCE:MANUAL FEED:250	U006_S004_S002_S001	133
D1382791	EXTENSION TRAY:MANUAL FEED	U006_S004_S002	134
D1382792	EXTENSION TRAY:AUXILIARY:MANUAL FEED	U006_S004_S002	135
D1382793	HOLDER:EXTENSION TRAY:FRONT	U006_S004_S002	136
D1382794	HOLDER:EXTENSION TRAY:REAR	U006_S004_S002	137
D1382797	COVER:HARNESS:MANUAL FEED TABLE	U006_S004_S002	138
D1382798	GROUND PLATE:PAPER END	U006_S004_S002	139
D1382802	GEAR:LIFT MOTOR:1	U006_S004_S002	140
D1382803	GEAR:LIFT MOTOR:2	U006_S004_S002	141
D1382804	GEAR:LIFT MOTOR:3	U006_S004_S002	142
D1382805	GEAR:LIFT MOTOR:4	U006_S004_S002	143
D1382806	GEAR:LIFT MOTOR:JOINT	U006_S004_S002	144
D1382807	GEAR:TORQUE LIMITER MECHANICAL CLUTCH	U006_S004_S002	145
D1382808	BRACKET:LIFT MOTOR:2	U006_S004_S002	146
D1382809	COIL SPRING:TORQUE LIMITER MECHANICAL CLUTCH	U006_S004_S002	147
D1382810	BRACKET:LIFT MOTOR:ASS'Y	U006_S004_S002	148
D1382817	COVER:HARNESS:BASE:MANUAL	U006_S004_S002	149

Exclusive Parts

Number	Part Name	Group	ID
	FEED TABLE		
D1382819	FRICTION PAD:MANUAL FEED TABLE:13X7.5	U006_S004_S002	150
D1382821	BRACKET:CONNECTOR:LOWER:MANUAL FEED TABLE	U006_S004	152
D1382822	LENS:LED:AUXILIARY	U006_S004	153
D1382823	BRACKET:COVER:MANUAL FEED:FRONT:ASS'Y	U006_S004	154
D1382825	LEVER:COVER:MANUAL FEED	U006_S004	155
D1382827	TORSION SPRING:COVER:MANUAL FEED:REAR	U006_S004	157
D1382828	COVER:MANUAL FEED:LOWER	U006_S004	158
D1382831	SHAFT:RISE:ASS'Y	U006_S004_S002	159
D1382833	LEVER:RISE	U006_S004_S002	160
D1382835	COVER:LIFT MOTOR	U006_S004_S002	161
D1382836	DAMPER:MANUAL FEED:OPEN AND CLOSE	U006_S004	162
D1382837	SHAFT:MANUAL FEED:OPEN AND CLOSE:PRESS FIT	U006_S004	163
D1382839	TORSION SPRING:MANUAL FEED:OPEN AND CLOSE	U006_S004	164
D1382840	ARM:MANUAL FEED:FRONT	U006_S004	165
D1382842	COVER:SENSOR:SET SENSOR:MANUAL FEED TABLE	U006_S004	166
D1382843	DECAL:CAUTION:PAPER SET DIRECTION:MANUAL FEED	U006_S004_S002	167
D1382844	STOPPER:COVER:MANUAL FEED:FRONT	U006_S004_S002	168
D1382845	STOPPER:COVER:MANUAL FEED:REAR	U006_S004_S002	169
D1382846	COMPRESSION SPRING:STOPPER:GUIDE	U006_S004_S002	170
D1382848	BRACKET:CONNECTOR	U006_S004	171
D1382854	RACK:MANUAL FEED	U006_S004_S002	174
D1382856	SIDE FENCE:FRONT	U006_S004_S002	131
D1382861	COVER:MANUAL FEED	U006_S004	151
D1382862	TORSION SPRING:COVER:MANUAL FEED:FRONT	U006_S004	156

Number	Part Name	Group	ID
D1382864	MANUAL FEED TABLE:250:ASS'Y	U006_S004_S002	173
D1382866	BRUSH:SIDE FENCE:FRONT:250	U006_S004_S002	184
D1382870	MANUAL FEED UNIT:250:ASS'Y	U006_S004	191
D1383025	TONER SUPPLY UNIT:MAIN:ASS'Y	U008_S001	94
D1383206	BASE:SHUTTER:OPEN AND CLOSE:ASS'Y	U008_S001_S005	95
		U008_S001_S006	95
		U008_S001_S007	95
		U008_S001_S008	95
D1383228	BRACKET:DRIVE:TONER CARTRIDGE:ASS'Y	U008_S001	96
D1383269	COVER:UPPER:TONER CARTRIDGE	U008_S001	97
D1383391	DECAL:CAUTION:TONER SUPPLY SUB-UNIT	U008_S001	98
D1384058	WEB:CLEANING UNIT:ASS'Y	U015_S003	203
D1384060	FUSING SUB-UNIT:SEPARATION:OPEN AND CLOSE:ASS'Y	U015_S005_S001	292
D1384063	ROLLER:POLISH:FLAT BELT-FUSING:SUB-ASS'Y	U015_S004	204
D1384072	COVER:WEB:CLEANING FELT	U015_S003_S001	205
D1384076	BRACKET:CAM FOLLOWER:WEB:ON-OFF	U015_S003	206
D1384079	FEELER:CLEANING	U015_S003	207
D1384080	BRACKET:WEB:FRONT	U015_S003	208
D1384081	SHAFT:WORM GEAR:WEB:SUB-ASS'Y	U015_S003	209
D1384084	BRACKET:REAR:WEB:PEEN	U015_S003	210
D1384090	BRACKET:POLISH:ROLLER:REAR	U015_S005_S001	211
D1384091	FUSING COVER:UPPER:ASS'Y	U015_S005_S003	212
D1384092	BRACKET:POLISH:ROLLER:FRONT	U015_S005_S001	213
D1384097	SHAFT:ON-OFF:CAM:POLISH	U015_S005_S001	214
D1384098	CAM:ON-OFF:POLISH:ROLLER	U015_S005_S001	215
D1384099	SHAFT:JOINT:POLISH:ROLLER:DRIVE	U015_S005	216
D1384100	SHAFT:TRANSMISSION:POLISH:ROLLER:DRIVE	U015_S005	217
D1384101	SHAFT:LEVER:PAPER EXIT SUB-UNIT	U015_S005_S001	218

Exclusive Parts

Number	Part Name	Group	ID
	NIT:OPEN AND CLOSE		
D1384109	HOOK:GEAR:ON-OFF	U015_S005	219
D1384110	FEELER:SENSOR:ON-OFF	U015_S005_S001	220
D1384115	DUCT:PRESSURE:LOWER	U015_S005	221
D1384116	DUCT:PRESSURE:UPPER	U015_S005	222
D1384117	DUCT:PRESSURE:EXIT:CONNECTING:A	U015_S005	223
D1384118	DUCT:PRESSURE:EXIT	U015_S005	224
D1384119	SEAL:DUCT:PRESSURE:LOWER:A	U015_S005	225
D1384120	SEAL:DUCT:PRESSURE:ENTRANCE	U015_S005	226
D1384121	FEELER:CAM:PRESSURE:FRONT	U015_S005	227
D1384122	SHUTTER:DUCT:PRESSURE ROLLER:FUSING UNIT	U015_S005	228
D1384123	TORSION SPRING:SHUTTER:DUCT:FUSING UNIT	U015_S005	229
D1384124	CAM:SHUTTER:DUCT:PRESSURE ROLLER:FUSING UNIT	U015_S005	230
D1384125	BRACKET:LEVER:WEB:DRIVE SUB-UNIT	U015	231
D1384128	HOLDER:SENSOR:ON-OFF	U015_S005	295
D1384130	COVER:GEAR:JOINT	U015	232
D1384131	BRACKET:MOTOR	U015	233
D1384133	BRACKET:WEB:LEVER:ROLLING:SUB	U015	234
D1384134	HOLDER:DC STEPPER MOTOR	U015	235
D1384135	BRACKET:CONTACT POINT:WEB:ROLLING	U015	236
D1384136	SHAFT:ON-OFF:WEB	U015	237
D1384137	CAM:WEB:A	U015	238
D1384138	BRACKET:AUXILIARY:DC STEPPER MOTOR:WEB:ON-OFF	U015	239
D1384139	FEELER:CAM:WEB:ON-OFF	U015	240
D1384141	BRACKET:DC STEPPER MOTOR:WEB:ON-OFF	U015_S001	241
D1384145	SHAFT:ON-OFF:MOTOR:GEAR	U015	242
D1384146	BRACKET:ON-OFF:MOTOR:GEAR	U015	243
D1384150	HOLDER:JOINT:DRIVE:ROLLER	U015	244

Number	Part Name	Group	ID
D1384160	STRIPPER PLATE:UNI:FUSING:D137/D138:ASS'Y	U015_S005_S001_S001	246
D1384161	JOINT - CLEANING	U015	247
D1384181	FUSING BELT:DIA75	U015_S005	249
D1384184	GRIP:BRACKET:ROLLER:POLISH	U015_S004	250
D1384185	BRACKET:ROLLER:POLISH:PEEN	U015_S004	251
D1384190	STOPPER:HOLDER:ROLLER	U015_S005_S001	252
D1384200	FILM:WEB:DRIVE SUB-UNIT:A	U015	283
D1384201	FILM:WEB:DRIVE SUB-UNIT:B	U015	284
D1384212	FUSING UNIT:PRO:TCRU:ASS'Y	U015	300
D1384213	FUSING UNIT:PRO:ASS'Y	U015_S005	299
D1384401	BRACKET:WEB:FRONT:AUXILIARY	U015_S003	253
D1384402	BRACKET:DRIVE SUB-UNIT:POLISH	U015	254
D1384405	HOLDER:GEAR:ON-OFF	U015_S005	255
D1384411	BRACKET:POLISH:FRONT	U015_S005	256
D1384417	BRACKET:POLISH:MOTOR	U015	257
D1384421	COVER:BASE:PULL OUT:WEB	U015	258
D1384423	SHAFT:JOINT:POLISH:ROLLER	U015_S005	259
D1384426	PLAIN SHAFT BEARING:ROLLER:POLISH	U015_S005_S001	260
D1384427	SHAFT:JOINT:DRIVE	U015	261
D1385110	PCB:IOB:ASS'Y	U019	89
D1385411	PCB:FDB-M	U019	90
D1385413	PCB:FDB-D	U019	91
D1385985	BRACKET:SAFETY SWITCH:DRUM STAY	U019	92
D1385987	COVER:SAFETY SWITCH:TONER SUPPLY UNIT	U019	93
D1385989	BRACKET:SAFETY SWITCH:TONER SUPPLY UNIT	U019	94
D1385992	LEVER:SAFETY SWITCH:TONER SUPPLY UNIT	U019	95
D1386030	FLAT BELT-TRANSFER:ASS'Y	U010	69
D1386052	GUIDE:INTERMEDIATE TRANSFER:RIGHT	U010_S001	122
D1386053	SEAL:GUIDE:INTERMEDIATE TRANSFER:RIGHT	U010_S001	123

Exclusive Parts

Number	Part Name	Group	ID
D1386060	TRANSFER UNIT:INTERMEDIATE TRANSFER:PRO:ASS'Y	U010_S001	130
D1386403	BELT CLEANING:PRO:ASS'Y	U011_S001	65
D1386665	COVER:LIFT MOTOR	U007	231
D1386668	SIDE PLATE:REAR:PAPER VOLUM E SENSOR:THREE WAY	U007	232
D1386669	COVER:SIDE PLATE:REAR:TANDE M LCT	U007	233
D1386682	HEAT SINK:HEATER:UPPER:ASS'Y	U007_S010	234
D1386685	HEAT SINK:HEATER:LOWER:ASS' Y	U007_S011	235
D1386714	GROUND PLATE:GUIDE PLATE:VE RTICAL TRANSPORT:CONNECTIN G	U007	237
D1386715	GUIDE PLATE:VERTICAL TRANSP ORT:CONNECTING:THREE WAY	U007	236
D1386804	DUCT:BELT CLEANING:VACUUM:A SS'Y	U020_S004	123
D1386862	BRACKET:PRESSURE ROLLER:VA CUUM:FRONT	U020	115
D1386863	DUCT:PRESSURE ROLLER:VACU UM:UPPER	U020	116
D1386865	DUCT:PRESSURE ROLLER:VACU UM:LOWER	U020	117
D1386923	DUCT:PRESSURE ROLLER:EXHAU ST:LOWER	U020	118
D1386924	DUCT:PRESSURE ROLLER:EXHAU ST:UPPER	U020	119
D1386946	SEAL:DUCT:PRESSURE ROLLER: EXHAUST	U020	120
D1386972	SEAL:DUCT:PRESSURE ROLLER: VACUUM:LOWER	U020	121
D1387050	HOLDER:DRIVEN ROLLER:EXIT:E XIT	U016_S003	160
D1387051	ROLLER:DRIVEN:NO.1:SHORT	U016_S003	102
D1387052	GUIDE PLATE:EXIT:LEFT LOWER: ASS'Y	U016_S003_S006	174
D1387053	GUIDE PLATE:EXIT:LEFT LOWER:	U016_S003_S006	175

Number	Part Name	Group	ID
	SUB-ASS'Y	_S002	
D1387055	HOLDER:DRIVEN ROLLER:REVER SE EXIT	U016_S003_S006	152
D1387056	HOLDER:DRIVEN ROLLER:REVER SE:EXIT:FRONT	U016_S003_S006	80
D1387057	HOLDER:DRIVEN ROLLER:REVER SE:EXIT:REAR	U016_S003_S006	81
D1387058	GUIDE PLATE:DRIVEN:MIDDLE:SH ORT:REAR	U016_S003	109
D1387059	GUIDE PLATE:DRIVEN:MIDDLE:SH ORT:FRONT	U016_S003	110
D1387225	(CHN):OPERATION SUB-UNIT:ASS' Y	U002_S005	16
D1387227	(NA/AA):OPERATION SUB-UNIT:CH -C1PRO:NA:ASS'Y	U002_S002 U002_S003	14 14
D1387228	(EU):OPERATION SUB-UNIT:ASS'Y	U002_S004	15
D1387248	ARM:OPERATION SUB-UNIT:ASS'Y	U002_S001	52
D1387252	POST:ARM:OPERATION SUB-UNIT :RIGHT	U002_S001	17
D1387253	POST:ARM:OPERATION SUB-UNIT :LEFT	U002_S001	18
D1387260	SUPPORTING PLATE:ARM:OPERA TION SUB-UNIT	U002_S001	22
D1387265	GUARD:HARNESS:ARM	U002_S001	25
D1387270	COVER:POST:OPERATION SUB-U NIT:LOWER	U022	34
D1387271	COVER:POST:OPERATION SUB-U NIT:FRONT	U002_S001	26
D1387272	COVER:POST:OPERATION SUB-U NIT:REAR	U002_S001	27
D1387273	COVER:ARM:OPERATION SUB-UN IT:UPPER	U022	35
D1387274	COVER:ARM:OPERATION SUB-UN IT:LOWER	U002_S001	28
D1387275	COVER:OPERATION PANEL:REAR UPPER	U022	36
D1387276	COVER:OPERATION PANEL:REAR LOWER	U002_S001	29

Exclusive Parts

Number	Part Name	Group	ID
D1387277	CAP:COVER:POST:OPERATION SUB-UNIT	U022	37
D1387278	COVER:POST:OPERATION SUB-UNIT:LOWER LEFT	U002_S001	30
D1387281	BRACKET:PILOT LAMP	U002	31
D1387290	PCB:OP-U:ASS'Y	U002_S002	32
		U002_S003	32
		U002_S004	32
		U002_S005	32
D1387301	(NA/AA):COVER:FRONT	U002_S002	33
		U002_S003	33
D1387303	COVER:FRONT	U002_S005	34
D1387305	COVER:REAR	U002_S002	35
		U002_S003	35
		U002_S004	35
		U002_S005	35
D1387308	(NA/AA):KEYTOP:10KEY	U002_S002	36
		U002_S003	36
D1387310	KEYTOP:START	U002_S002	37
		U002_S003	37
		U002_S004	37
		U002_S005	37
D1387311	KEYTOP:STOP	U002_S002	38
		U002_S003	38
		U002_S004	38
		U002_S005	38
D1387312	KEYTOP:RESET SWITCH	U002_S002	39
		U002_S003	39
		U002_S004	39
		U002_S005	39
D1387314	KEYTOP:LOWER	U002_S002	40
		U002_S003	40
		U002_S004	40
		U002_S005	40
D1387315	KEYTOP:HOME	U002_S002	41
		U002_S003	41
		U002_S004	41
		U002_S005	41

Number	Part Name	Group	ID
D1387316	LENS:LED:LOWER	U002_S002	42
		U002_S003	42
		U002_S004	42
		U002_S005	42
D1387331	(CHN/EU):KEYTOP:10KEY	U002_S004	43
		U002_S005	43
D1387333	(NA/AA):DECAL:APPLICATION:MULTI-LANGUAGE	U022	38
D1387334	(EU):DECAL:APPLICATION:MULTI-LANGUAGE	U022	39
D1387353	DECAL:FUNCTION:BLANK:MULTI-LANGUAGE	U022	40
D1387362	KEYTOP:RIGHT:BA	U002_S002	44
		U002_S003	44
		U002_S004	44
		U002_S005	44
D1387363	(EU):COVER:FRONT	U002_S004	45
D1387370	PCB:OP-R:USB:ASS'Y	U002_S002	46
		U002_S003	46
		U002_S004	46
		U002_S005	46
D1387603	(C5110S):DECAL:MODEL NAME PLATE:RIC	U022	42
D1387615	(EU):DECAL:FOGRA:27477	U022	43
D1387720	(AA):MANUAL:USER_GUIDE	U022	44
D1387760	(AA):MANUAL:READ_THIS_FIRST	U022	45
D1387968	(AA):POWER SUPPLY CORD:TWN:ASS'Y	U022	46
D1387974	(CHN/AA):CD-ROM:DRV/OI	U022	47
D1389590	NVRAM	U019	96
D1437349	(AA):SHEET:SECURITY_PASSWORD	U022	48
D1441085	STEPPED SCREW:M3	U001	94
		U015_S002	262
		U015_S003	262
		U015_S005	262
		U015_S005_S001	262
		U015_S005_S001	262

Exclusive Parts

Number	Part Name	Group	ID
		_S001	
		U015_S005_S004	262
D1444484	SHOULDER SCREW - M3	U016_S003	170
D1444489	STOPPER:DRIVEN ROLLER	U007_S001	238
		U007_S001_S001	238
		U007_S001_S002	238
		U007_S001_S003	238
D1471805	EXPOSURE GLASS:DOCUMENT FEEDER:APPLY	U004	56
D1482675	HOLDER:DRIVEN:BELT	U007_S001	282
		U007_S001_S001	282
		U007_S001_S002	282
		U007_S001_S003	282
D1482702	SPACER:TRANSPORT ROLLER	U007	295
		U007_S002	295
		U007_S003	295
		U007_S004	295
D1482943	TENSION SPRING:LEVER:AUXILIARY	U007_S006	277
		U007_S007	277
D1491291	CAP:HARNESS	U001	95
D1491305	CAP:TOTAL COUNTER	U001	96
D1491306	MAGNET CATCH:COVER:FRONT	U001	97
D1491424	LCD:TFT:WVGA-9:LED:SH	U002_S002	47
		U002_S003	47
		U002_S004	47
		U002_S005	47
D1491427	TOUCH PANEL:WVGA-9:MV	U002_S002	48
		U002_S003	48
		U002_S004	48
		U002_S005	48
D1491530	SPACER:LCD:A	U002_S002	49
		U002_S003	49
		U002_S004	49
		U002_S005	49
D1491531	SPACER:LCD:B	U002_S002	50
		U002_S003	50
		U002_S004	50
		U002_S005	50

Number	Part Name	Group	ID
D1491553	(NA/CHN):SHEET:LOGO	U002_S005	51
		U022	50
D1491715	PULLEY:DRIVE WERE:FRONT	U004	57
D1491717	PULLEY:DRIVE WERE:REAR	U004	58
D1491721	ILLUMINATION UNIT:LED-B:ASS'Y	U004_S003	59
D1491799	SCALE:REAR:PRINTING	U004	60
D1491804	HOLDER:EXPOSURE GLASS:SCANNER	U004	61
D1491805	HOLDER:EXPOSURE GLASS	U004	62
D1492668	COMPRESSION SPRING:RACK:MANUAL FEED	U006_S004_S002	175
D1492676	COMPRESSION SPRING:FLAT CONVEYER BELT:DRIVEN	U007_S001	239
		U007_S001_S001	239
		U007_S001_S002	239
		U007_S001_S003	239
D1492678	SHAFT:FLAT CONVEYER BELT:DRIVEN	U007_S001	240
		U007_S001_S001	240
		U007_S001_S002	240
		U007_S001_S003	240
D1492739	LEVER:PRESSURE RELEASE	U007_S002	243
		U007_S003	243
		U007_S004	243
D1492767	LEVER:PRESSURE:PICKUP	U007_S002	245
		U007_S003	245
		U007_S004	245
D1492772	ARM:PICKUP	U007_S002	246
		U007_S003	246
		U007_S004	246
D1492774	PULLEY:IDLER:PICKUP	U007_S002	248
		U007_S003	248
		U007_S004	248
D1492775	SHAFT:FEED:ASS'Y	U007_S002	249
		U007_S003	249
		U007_S004	249
D1492777	COIL SPRING:PRESSURE:PICKUP	U007_S002	250
		U007_S003	250
		U007_S004	250
D1492778	FEELER:PAPER END	U007_S002	251

Exclusive Parts

Number	Part Name	Group	ID
		U007_S003	251
D1492780	GROUND WIRE:SENSOR:PAPER FEED	U007_S002	252
		U007_S003	252
		U007_S004	252
D1492781	GROUND PLATE:PAPER FEED UNIT	U007_S002	253
		U007_S003	253
		U007_S004	253
D1492782	PLATE:HARNESS:PAPER FEED UNIT	U007_S002	254
		U007_S003	254
		U007_S004	254
D1492791	GUIDE:FEED	U007_S002	255
		U007_S003	255
		U007_S004	255
D1492812	ROLLER:PAPER TRAY:DIA19	U007_S012	256
		U007_S013	256
D1492813	PIN:STRETCH:TRAY	U007_S012	257
		U007_S013	257
D1492814	COIL SPRING:EARTH	U007_S012	258
		U007_S013	258
D1492816	SHAFT:RISE:ASS'Y	U007_S012	259
		U007_S013	259
D1492818	LEVER:RISE	U007_S012	260
		U007_S013	260
D1492824	LEVER:STOPPER:FRONT	U007_S012_S002	261
		U007_S013_S002	261
D1492825	COMPRESSION SPRING:SIDE FENCE:POSITIONING	U007_S012_S002	262
		U007_S013_S002	262
D1492826	COMPRESSION SPRING:SIDE FENCE:PLATE:FRONT	U007_S012_S002	263
		U007_S013_S002	263
D1492836	GEAR:Z20	U007_S012	265
		U007_S013	265
D1492842	LEVER:END FENCE	U007_S012_S004	267
		U007_S013_S004	267
D1492843	CLICK:END FENCE	U007_S012_S004	268
		U007_S013_S004	268
D1492845	COMPRESSION SPRING:END FENCE:LEVER:5N	U007_S012_S004	269
		U007_S013_S004	269
D1492858	LEVER:RELEASE:PAPER TRAY:OU	U007_S012	270

Number	Part Name	Group	ID
	TER	U007_S013	270
D1492861	HOLDER:GRIP:PAPER TRAY	U007_S012	271
		U007_S013	271
D1492878	SIDE FENCE:FRONT:ASS'Y	U007_S012_S002	309
		U007_S013_S002	309
D1492923	ROLLER:SUPPORTER:PAPER TRAY	U007	273
D1492924	STOPPER:PAPER TRAY	U007	274
D1492928	ROLLER:SUPPORTER:PAPER TRAY:LEFT	U007	275
D1492942	TENSION SPRING:LEVER	U007_S006	276
		U007_S007	276
D1492952	DECAL:SIDE FENCE:PAPER VOLUME	U007_S012_S001	278
		U007_S013_S001	278
D1492961	LEVER:STRETCH:PEEN	U007_S006	279
		U007_S007	279
D1492964	LEVER:LOCK:PAWL	U007_S006	280
		U007_S007	280
D1492965	LEVER:STRETCH:COIL SPRING	U007_S006	281
		U007_S007	281
D1494390	(NA/AA):DECAL:CAUTION:INKJET	U022	51
D1495776	COVER:USB:SMALL	U019	98
D1495883	KEYTOP:MAIN SWITCH	U001	98
D1495884	COMPRESSION SPRING:KEYTOP	U001	99
D1496667	(CHN):DECAL:CAUTION:INKJET	U022	52
D1496668	(AA):DECAL:CAUTION:INKJET	U022	53
D1496766	(NA/EU/AA):DECAL:CAUTION:ORIGINAL:ENGLISH	U022	54
D1496768	(AA):DECAL:CAUTION:ORIGINAL:TAIWAN	U022	55
D1496851	(NA/AA):DECAL:MAIN SWITCH:ON-STANDBY:ENGLISH	U022	56
D1496852	(CHN/EU):DECAL:MAIN SWITCH:ON-STANDBY	U022	57
D1752854	TENSION SPRING:GRIP:LEFT	U007_S012	92
		U007_S013	92
D1767985	(CHN):SHEET:SECU:J:CN	U022	58
D1767986	(NA/AA):SHEET:NOTES_SECU:GB	U022	59

Exclusive Parts

Number	Part Name	Group	ID
D1767992	(EU):SHEET:SECU	U022	60
D1775686	PCB:DCSW	U019	97
D1941761	SHEET:INDICATING HOLE ON A BOARD:NICE:GRAY:ASS'Y	SPECIAL TOOLS	14
D1941764	SHEET:INDICATING HOLE ON A BOARD:NICE:BLACK:ASS'Y	SPECIAL TOOLS	15
D1941767	COVER:NICE:WHITE	SPECIAL TOOLS	16
D2231381	DECAL:EXPOSURE GLASS:CLEANING	U022	68
D2411339	HOLDER:OPERATING INSTRUCTIONS	U022	69
D2416290	LED:RED	U007 U021	164 85
D2571451	BRACKET:COVER:RIGHT MIDDLE:PROTECT:PEEN	U001	40
D2571452	BRACKET:COVER:LEFT MIDDLE:PROTECT:PEEN	U001	39
D2571472	COVER:REAR LOWER	U001	105
D2576953	SEAL:DRUM STAY:FRONT	U021_S002	89
D2576954	SEAL:DUCT:DRUM STAY:DEVELOPMENT	U021_S002	111
D2576955	SEAL:DRUM STAY:REAR	U021_S002	107
D2576969	SEAL:DUCT:BELT CLEANING:VACUUM	U020_S004	113
D2581028	FUSING DRIVE UNIT:GEAR:SLOW DOWN:ASS'Y	U018_S017	136
D2581091	SHEET:GUIDE:HARNESS	U021	105
D2581317	HOLDER:GLASS:CLEANER:ASS'Y	U022	49
D2581568	BRACKET:LOCK:ASS'Y	U021_S001	112
D2582402	OIL SUPPLY ROLLER:ASS'Y	U009_S006 U009_S009 U009_S012 U009_S015	47 47 47 47
D2582447	SEAL:BLADE:APPLY:REAR	U009_S006 U009_S009 U009_S012 U009_S015	59 59 59 59
D2582492	HOLDER:PCU	U022	17

Number	Part Name	Group	ID
D2583490	RECEPTACLE:DEVELOPMENT VIAS:ASS'Y	U009	80
D2584165	SHAFT:HEAT ROLLER:TURN:FEELER	U015_S005	178
D2584321	BRACKET:SHAFT:TURN:FEELER	U015_S005	177
D2584372	GRIP:SEPARATION:OPEN AND CLOSE:ASS'Y	U015_S005_S001	294
D2584460	HEAT ROLLER:ASS'Y	U015_S005_S002	278
D2584467	BUSHING:HEAT ROLLER:SHAFT	U015_S005	174
D2584468	CORE:HEAT ROLLER:ASS'Y	U015_S005_S002_S001	296
D2585929	BRACKET:ELECTRIC POTENTIAL SENSOR:PEEN	U019	102
D2586166	ROLLER:INTERMEDIATE TRANSFER:ASS'Y	U010_S001	136
D2586618	CUSHION:SEPARATE	U007	313
D2586752	INNER COVER:LED:RIGHT FRONT	U007	205
D2586944	BRACKET:DC FAN MOTOR:DUPLICATE:EXIT	U020	124
D2611473	BRACKET:UPPER FRONT:RIGHT	U001	80
D2611474	BRACKET:UPPER FRONT:LEFT	U001	81
D2612714	SHEET:LEVER	U006_S004	190
D2616686	DC SOLENOID:PICKUP:NO.2:ASS'Y	U007_S002 U007_S003	241 241
D2616769	DECAL:SIDE FENCE:PAPER VOLUME:ENVELOPE	U007_S012_S001 U007_S013_S001	310 310
D2617252	GUIDE PLATE:POST:ARM:OPERATION PANEL	U022	33
D2617255	HOLDER:HINGE:ARM	U002_S001	54
D2617258	HINGE:ARM:OPERATION SUB-UNIT	U002_S001	55
D2617259	ARM:OPERATION SUB-UNIT	U002_S001	56
D3B01320	HINGE:LEFT:ASS'Y	U003_S001	245
D3B01350	HINGE:RIGHT:ASS'Y	U003_S001	246
D3B04212	COVER:UPPER REAR	U003_S001	242
D3B04711	GUIDE PLATE:PRESSURE PLATE:LEFT:ASS'Y	U003_S001_S006	220
D3B04724	CUSHION:PRESSURE PLATE:LARGE	U003_S001_S006	223

Exclusive Parts

Number	Part Name	Group	ID
	GE		
D3B04725	CUSHION:PRESSURE PLATE:SMA LL	U003_S001_S006	224
D3B04730	PRESSURE PLATE:ASS'Y	U003_S001_S006	252
D3FF1451	HOLDER:FEELER:APS	U003_S001	110
D3FF2219	GUIDE:PAPER FEED BELT:FRONT	U003_S001_S002	247
D3FF2233	BRACKET:PAPER FEED BELT	U003_S001_S002	154
D3FF4211	COVER:REAR	U003_S001	249
D3GR4111	COVER:FRONT	U003_S001	194
D4122669	TENSION SPRING:GUIDE PLATE:P RESSURE:2N	U003_S001_S007	85
D4123145	TENSION SPRING:LEVER:MISFEE D REMOVAL	U003_S001	86
D4345209	TIMING BELT:B40S2M246	U018 U018_S006	131 131
D4543636	TIMING BELT:40S2M672	U017_S001	124
D4573963	CUSHION:COVER:GUIDE PLATE	U001_S002	100
D5224906	STEPPED SCREW:M3:DIA6:1.7MM: ROUND POINT	U003_S001	87
D5406121	FULL DUG POINT SCREW:FIX:HIN GE	U003	88
D5412241	REVERSE ROLLER:PAPER FEED	U003_S001	90
D5431313	COMPRESSION SPRING:HINGE:LE FT	U003_S001	91
D5431625	GEAR:Z24:SEPARATION	U003_S001	92
D5431717	SHAFT:PULLEY:SCANNING:EXIT	U003_S001	93
D5431821	TIMING PULLEY:T33/Z24	U003_S001	94
D5431822	FLANGE:DIA24	U003_S001	95
D5433314	SHEET:SCANNING:ENTRANCE:MI DDLE	U003_S001_S004 U003_S001_S008 _S001	96 96
D5433631	ROLLER:SCANNING:BEHIND:ASS' Y	U003_S001_S007	243
D5434382	COMPRESSION SPRING:PULL OU T	U003_S001	97
D5434393	CUSHION:GUIDE PLATE:ENTRAN CE:PAPER FEED:INNER BACK	U003_S001	98
D5435125	SPRING PLATE:CABLE:CONTACT I	U003_S001	99

Number	Part Name	Group	ID
	MAGE SENSOR		
D6421454	FEELER:APS	U003_S001	100
D6457902	(NA/EU/AA):SEAL:CAUTION:20LAN GUAGES	U022	61
D6830361	GUIDE:EXIT:LOWER:ASS'Y	U003_S001_S007	241
D6831362	COMPRESSION SPRING:HINGE:RI GHT	U003_S001	103
D6831385	BRACKET:SAFETY SWITCH:PAPE R FEED	U003_S001	104
D6831386	SHAFT:CONTACT POINT:ON OFF DETECTOR:PAPER FEED	U003_S001	105
D6831387	TENSION SPRING:ON OFF DETEC TOR:PAPER FEED	U003_S001	106
D6831413	BRACKET:SAFETY SWITCH	U003_S001	107
D6831414	SPRING PLATE:SAFETY SWITCH	U003_S001	108
D6831415	FEELER:SENSOR:ON OFF DETEC TOR	U003_S001	109
D6831614	BRACKET:MOTOR:PAPER FEED	U003_S001	113
D6831615	STAY:MOTOR:PAPER FEED	U003_S001	114
D6831617	DC MOTOR:ASS'Y:20W:BRUSHLE SS	U003_S001	115
D6831620	SHAFT:SEPARATION:DRIVE:INPU T:SUB-ASS'Y	U003_S001	116
D6831632	SHAFT:REVERSE ROLLER:SUB-A SS'Y	U003_S001	117
D6831635	GEAR:REVERSE ROLLER:DRIVE	U003_S001	118
D6831640	SHAFT:INPUT:PAPER FEED:SUB-A SS'Y	U003_S001_S001	119
D6831642	TIMING PULLEY:IDLER:PULL OUT	U003_S001	120
D6831643	GEAR:INPUT:PAPER FEED	U003_S001	121
D6831644	SPACER:SHAFT:INPUT:PAPER FE ED	U003_S001	122
D6831645	TIMING PULLEY:COUPLING:PULL OUT	U003_S001_S001	123
D6831671	BRACKET:MOTOR:PICK UP	U003_S001	124
D6831675	DC STEPPER MOTOR:DIA42:T15:S 2M:ASS'Y	U003_S001	125
D6831680	CAM:PICKUP	U003_S001	126

Exclusive Parts

Number	Part Name	Group	ID
D6831682	TIMING PULLEY:PICKUP:DRIVE	U003_S001	127
D6831691	GEAR:PAPER FEED:COUPLING	U003_S001	128
D6831711	BRACKET:MOTOR:PULL OUT	U003_S001	129
D6831718	STAY:MOTOR:PULL OUT	U003_S001	130
D6831762	BRACKET:MOTOR:MIDDLE	U003_S001	131
D6831766	DC MOTOR:10W:BRUSHLESS	U003_S001	132
D6831811	BRACKET:MOTOR:SCANNING:EXIT	U003_S001	133
D6831813	TIMING PULLEY:COUPLING:SCANNING:INNER BACK	U003_S001	134
D6831814	TIMING PULLEY:COUPLING:EXIT	U003_S001	135
D6831822	DC MOTOR:20W:SCANNING:20W:BRUSHLESS	U003_S001	136
D6831841	BRACKET:TENSIONER:SCANNING:INNER BACK	U003_S001	137
D6831845	PULLEY:IDLER:DIA14	U003_S001	138
D6831851	BRACKET:TENSIONER:SCANNING:FRONT	U003_S001	139
D6831855	TIMING PULLEY:TENSIONER:SCANNING:FRONT	U003_S001	140
D6831856	TENSION SPRING:TENSION:SCANNING:FRONT	U003_S001	141
D6831912	BRACKET:HINGE:RIGHT	U003_S001	142
D6832110	ROLLER:PULL OUT:DRIVE	U003_S001	143
D6832112	TIMING PULLEY:ROLLER:PULL OUT:DRIVE	U003_S001	144
D6832202	SHAFT:SEPARATION:ASS'Y	U003_S001_S002	250
D6832210	ROLLER:MIDDLE:DRIVE	U003_S001	146
D6832221	GEAR:IDLER:Z18	U003_S001_S002	147
D6832222	STOPPER:SHAFT:SEPARATION:DRIVE	U003_S001	148
D6832224	GUIDE:PAPER FEED:ENTRANCE:FRONT	U003_S001_S002	149
D6832228	PICKUP ROLLER	U003_S001_S002	150
D6832229	TIMING PULLEY:GEAR:T19/Z23	U003_S001_S002	151
D6832231	BRACKET:PICKUP	U003_S001_S002	152
D6832232	TIMING PULLEY:PICKUP:T21	U003_S001_S002	153
D6832235	SHAFT:PICKUP:SUB-ASS'Y	U003_S001_S002	155

Number	Part Name	Group	ID
D6832236	SHEET:BRACKET:PICKUP:INNER BACK	U003_S001_S002	156
D6832239	COVER:PICKUP ROLLER	U003_S001_S002	157
D6832240	GUIDE:PAPER FEED:ENTRANCE:INNER BACK:ASS'Y	U003_S001_S002_S001	158
D6832242	SHEET:GUIDE:PAPER FEED:INNER BACK	U003_S001_S002_S001	159
D6832272	LEVER:PICKUP ROLLER:RISE	U003_S001_S002	160
D6832311	TORQUE LIMITER MECHANICAL CLUTCH:SEPARATOR	U003_S001	161
D6832393	HOLDER:ORIGINAL TABLE	U003_S001	162
D6832417	SHEET:ENTRANCE:SEPARATION PAD	U003_S001	163
D6832510	GUIDE PLATE:PAPER FEED:LOWER:ASS'Y	U003_S001	164
D6832724	COVER:LOWER:BASE	U003_S001	165
D6832728	STOPPER:RELEASE:SHAFT:BASE	U003_S001	166
D6832729	JOINT:RISING TRAY:AUXILIARY	U003_S001	167
D6832731	BASE:ORIGINAL TABLE	U003_S001	169
D6832733	FEELER:SENSOR:ORIGINAL SENSOR	U003_S001	168
D6832742	CUSHION:STOPPER PAWL	U003_S001	170
D6832743	SHEET:CUSHION:STOPPER PAWL	U003_S001	171
D6832746	SIDE FENCE:ORIGINAL TABLE	U003_S001	172
D6832747	PAD:SIDE FENCE:SMALL	U003_S001	173
D6832748	PAD:SIDE FENCE:LARGE	U003_S001	174
D6832752	LEVER:RISE:BASE	U003_S001	175
D6832755	SHAFT:RISE:BASE:SUB-ASS'Y	U003_S001	176
D6832756	RAIL:SIDE FENCE	U003_S001	177
D6832771	ORIGINAL TABLE	U003_S001	178
D6832781	ORIGINAL TABLE:BEHIND	U003_S001	179
D6832912	FEELER:PAPER SIZE SENSOR	U003_S001	181
D6832913	SHEET:SENSOR:SEPARATION	U003_S001	238
D6832914	GUIDE PLATE:PULL OUT:LOWER	U003_S001	180
D6833111	ROLLER:SCANNING:ENTRANCE:DRIVE	U003_S001	182
D6833361	SPRING PLATE:GUIDE PLATE:SCANNING	U003_S001	184

Exclusive Parts

Number	Part Name	Group	ID
D6833401	GUIDE:SCANNING:ENTRANCE:CONTACT:ASS'Y	U003_S001_S008	185
D6833411	GUIDE:SCANNING:ENTRANCE:LOWER:SUB-ASS'Y	U003_S001_S008_S001	186
D6833421	BASE:SCANNING:ENTRANCE:LOWER	U003_S001_S008	187
D6833422	LEVER:PRESSURE RELEASE	U003_S001_S008	188
D6833643	COMPRESSION SPRING:CONTACT IMAGE SENSOR:EXIT	U003_S001_S007	189
D6833644	SHEET:GUIDE:CONTACT IMAGE SENSOR:EXIT:LOWER	U003_S001_S007	190
D6833645	ROLLER:MIDDLE:DRIVEN	U003_S001	191
		U003_S001_S007	191
D6833662	GUIDE PLATE:CONTACT IMAGE SENSOR:ENTRANCE:ASS'Y	U003_S001_S007_S001	240
D6833666	LEVER:GUIDE PLATE:CONTACT IMAGE SENSOR:FRONT	U003_S001_S007_S001	192
D6833667	LEVER:GUIDE PLATE:CONTACT IMAGE SENSOR:REAR	U003_S001_S007_S001	193
D6833668	SPACER:GUIDE PLATE:CONTACT IMAGE SENSOR:ENTRANCE	U003_S001_S007_S001	84
D6834112	COVER:FRONT RIGHT	U003_S001	195
D6834310	GUIDE:PAPER FEED:UPPER:SUB-ASS'Y	U003_S001_S004	198
D6834317	COVER:PAPER FEED:ASS'Y	U003_S001	199
D6834323	SHAFT:CONTACT POINT:GUIDE:PAPER FEED	U003_S001	200
D6834325	BRACKET:GUIDE:PAPER FEED:FRONT	U003_S001	201
D6834328	BRACKET:GUIDE:PAPER FEED:INNER BACK	U003_S001	202
D6834341	BRACKET:PULL OUT:DRIVEN	U003_S001	203
D6834345	DISCHARGE BRUSH:EXIT:L37	U003_S001	204
D6834350	DRIVEN ROLLER:PULL OUT	U003_S001	205
D6834394	GUIDE PLATE:ENTRANCE:PAPER FEED:UPPER	U003_S001	206
D6834395	CUSHION:GUIDE PLATE:ENTRANCE:PAPER FEED:FRONT	U003_S001	207

Number	Part Name	Group	ID
D6834396	CUSHION:GUIDE PLATE:ENTRANCE:PAPER FEED:STOPPER	U003_S001	208
D6834412	TRAY:EXIT:AUXILIARY:LARGE	U003_S001	210
D6834413	TRAY:EXIT:AUXILIARY:SMALL	U003_S001	211
D6834414	SPACER:EXIT ROLLER	U003_S001	239
D6834418	TRAY:EXIT	U003_S001	209
D6834421	SHAFT:EXIT:DRIVEN	U003_S001	212
D6834430	ROLLER:EXIT:DRIVEN	U003_S001	213
D6834441	HOLDER:CUSHION:PRESSURE PLATE	U003_S001	214
D6834442	TAPE:PRESSURE PLATE	U003_S001	215
		U003_S001_S005	215
		U003_S001_S007	215
D6834510	COVER:LOWER RIGHT:ASS'Y	U003_S001_S005	216
D6834611	COVER:LEFT LOWER	U003_S001	217
D6834616	SHEET:BASE:SEAL:LEFT LOWER	U003_S001	218
D6834617	SEAL:LEFT LOWER	U003_S001	219
D6834722	CUSHION:TAPE:SMALL	U003_S001_S006	222
D6835111	GUIDE:HARNESS:MAIN	U003_S001	225
D6835121	GUIDE:HARNESS:SUB	U003_S001	226
D6835502	PCB:MAIN CONTROL BOARD:DOCUMENT FEEDER:ASS'Y	U003_S001	227
D6835860	CONTACT IMAGE SENSOR:ASS'Y	U003_S001	228
D6836011	DECAL:SIZE:ORIGINAL	U003_S001	229
D6836031	DECAL:SET:ORIGINAL TABLE	U022	62
D6836041	DECAL:DESIGN SKETCH:MISFEED REMOVAL:P2	U003_S001	230
D6836051	DECAL:BASE:ORIGINAL	U003_S001	231
D6842171	PAPER FEED BELT	U003_S001_S002	248
D6846061	(NA/EU/AA):DECAL::ORIGINAL:MAN Y LANGUAGES	U022	63
D6885150	PCB:PUNCH:SENSOR:CONNECTING:ASS'Y	U017_S001	125
D6961194	TIMING PULLEY:TRAY BOTTOM PLATE	U007_S015	283
		U007_S019	283
		U007_S020	283
		U007_S021	283
D7313390	GUIDE PLATE:SCANNING	U003_S001	183

Exclusive Parts

Number	Part Name	Group	ID
D7316241	DECAL:STOPPER:SEPARATION U NIT	U003_S001	232
D7747001	ADF:ASS'Y	U003_S001	233
G0143291	SNAP RING - PICK UP	U010_S001	124
		U017	126
G0201332	HINGE - FRONT COVER	U001	101
G0602652	BUSHING - M4	U003_S001	234
		U003_S001_S007	234
G0652767	LEVER - FEED	U007_S002	284
		U007_S003	284
		U007_S004	284
G0652774	PRESSURE LEVER	U007_S002	285
		U007_S003	285
		U007_S004	285
G1026341	SHEET:SENSOR	U015_S004	263
		U015_S005_S001	263
G1073834	RIVET - 2.0	U010_S001	125
		U018_S001	132
G1782971	LEVER:LOCK:TANDEM LCT	U007_S005	286
G1786352	GUIDE PLATE:ENCODER	U010_S001	127
		U018_S001	133
G1786679	JOINT:DRIVE:BRUSH ROLLER	U015	264
		U015_S005	264
G1787743	BOSS:POSITIONING PIN:TRANSP ORT UNIT:NO.1	U021	109
G4042810	SPRING PLATE - 2ND MIRROR	U004_S004	63
G5527022	TIMING BELT	U007_S015	287
		U007_S019	287
		U007_S020	287
		U007_S021	287
G5692901	SPRING - LIFT MOTOR	U007	288
G5701225	SENSOR SHIELDING PLATE	U004	64
GA082007	PLAIN SHAFT BEARING:4XDIA6DI A8	U015_S005_S001	265
GA082010	BUSHING:DIA6:DIA10:9	U013	50
GW010007	PHOTO REFLECTION SENSOR:EXI T	U006	176
		U006_S003_S001	176
		U006_S004	176

Number	Part Name	Group	ID
		U007	289
		U007_S002	289
		U007_S003	289
		U007_S004	289
		U016_S003	171
		U016_S003_S004	171
		U017	127
		U017_S001	127
		U017_S003	127
GW230008	TONER END SENSOR	U008_S001_S001	99
		U008_S001_S002	99
		U008_S001_S003	99
		U008_S001_S004	99
GX640028	FAN MOTOR DC24V 1.92W	U020	122
H0602126	BUSHING - M6X7	U003_S001_S002	235
H3064109	(AA):DECAL - LASER CLASS1	U022	64
H5192415	WASHER:MM7.2	U006_S003_S001	120
J0155505	DRAWER:CONNECTOR:USED DEV ELPER:PLUG	U008_S001	100
M0261778	GUIDE:FFC	U004	65
M0261815	CLAMP:MIRROR:NO.1	U004_S002	66
M0262657	SHEET:VERTICAL TRANSPORT:SE NSOR	U006_S001	177
		U006_S003	177
		U017	128
M0262734	DECAL:H-TEMP WARNING:HEATE R	U007_S011	290
M0263344	TORSION SPRING:STOPPER:LEFT	U008_S001_S005	102
		U008_S001_S006	102
		U008_S001_S007	102
		U008_S001_S008	102
M0266340	GUIDE:PAPER:RAIL:ASS'Y	U015_S005	301
M0771861	TUBE TYPE LAMP:TAC:ASS'Y	U022	65
M0774200	MECHANICAL ROLLER CLUTCH:R OLLER	U015_S003	266
M0B15888	HARNESS:DEBUG:MONITOR:SER VICE	SPECIAL TOOLS	19
VSSA9001	LAUNA OIL 40N	SPECIAL TOOLS	10
VSSG9002	FLUOTRIBO MG GREASE : 100G	SPECIAL TOOLS	11

Standard Parts



03130040N
SCREW:M3X4



03130060N
SCREW - M3X6




03130100N
PAN HEAD SCREW:M3X10




03140120N
SCREW - M4X12



03140180N
PAN HEAD SCREW:M4X18




03520030N
SCREW:M2X3




03520060N
SCREW:M2X6



03530030N
SCREW:M3X3




03530040N
SCREW - M3X4



03530060N
BIND SCREW - M3X6



03530200N
SCREW:M3X20



03540060N
SCREW-M4X6



03540400N
SCREW:M4X40



03603005N
SCREW - M3X5




03603006N
SCREW - M3X6




03603008N
SCREW:M3X8



03603014N
SCREW - M3X14



03604008N
SCREW - M4X8



03604010N
SCREW:M4X10



04503008N
TAPPING SCREW - M3X8



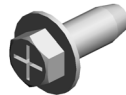
04503014N
TAPPING SCREW:M3X14



04503020N
TAPPING SCREW:M3X20



04503035N
TAPPING SCREW:3X35



04504010N
TAPPING SCREW:M4X10



04513006N
TAPPING SCREW - 3X6



04543006N
TAPPING SCREW:ROUND P
OINT:3X6



04543006Q
TAPPING SCREW - M3X6



04543008N
TAPPING SCREW:ROUND P
OINT:3X8

Standard Parts



04543008Q
TAPPING SCREW:3X8



04543010Q
TAPPING SCREW:3X10



04543012Q
TAPPING SCREW:3X12



04543014Q
TAPPING SCREW:3X14



04543025Q
TAPPING SCREW:ROUND P
OINT:3X25



04543030Q
TAPPING SCREW:ROUND P
OINT:3X30



04583008N
HEXAGON HEAD TAPPING S
CREW:3X8



04583010N
HEXAGON HEAD TAPPING S
CREW:3X10



04583012N
HEXAGON HEAD TAPPING S
CREW:3X12



04593008N
BINDING HEAD TAPPING SC
REW:3X8



04593010N
BINDING HEAD TAPPING SC
REW:3X10



05730030E
HEXAGON HEADLESS SET S
CREW - M3X3



06320100G
PARALLEL PIN - M2X10



06320120G
PARALLEL PIN - 2X12



06320140G
PARALLEL PIN




06330120G
PARALLEL PIN - 3X12



06330140G
PARALLEL PIN - 3X14



07010060N
WASHER DIA6



07074050N
BUSHING - 4X5



07074060N
BUSHING:DIA4X6



07080060N
WASHER:DIA6



07200020G
RETAINING RING - M2



07200030E
RETAINING RING - M3



07200030G
RETAINING RING - M3



07200040
RETAINING RING - M4



07200040E
RETAINING RING - M4



07200060E
RETAINING RING - M6



07200080E
RETAINING RING - M8

Standard Parts



07250140E
RETAINING RING (C TYPE) -
M14



07250150E
RETAINING RING C - M15



07250200E
RETAINING RING C - M20



07270060E
RETAINING RING - M6



07403706
BALL BEARING - M6X10X3



07403804
BALL BEARING: DIA4XDIA9X4



07403808
BALL BEARING - 8X16X5MM



07403810
BALL BEARING: DIA10XDIA19
X5



07403906
BALL BEARING - 6X15X5



07413706
BALL BEARING - 6X10X3




07413708
BALL BEARING - 8X12X3.5M
M



07413808
BALL BEARING - 8X16X5MM



07433806
RADIAL BALL BEARING: DIA6
XDIA13X5



07433808
RADIAL BALL BEARING: DIA8
XDIA16X5



07922054C
SYNCHRONOUS BELT: 40S2
M108:CR



07922057C
SYNCHRONOUS BELT: 40S2
M114:CR



07922061C
SYNCHRONOUS BELT: 40S2
M122:CR



07922063C
SYNCHRONOUS BELT: 40S2
M126:CR



07922065C
SYNCHRONOUS BELT: 40S2
M130:CR



07922076C
SYNCHRONOUS BELT: 40S2
M152:CR



07922079C
SYNCHRONOUS BELT: 40S2
M158:CR



07922080C
SYNCHRONOUS BELT: 40S2
M160:CR




07922101C
SYNCHRONOUS BELT: 40S2
M202:CR



07922129C
SYNCHRONOUS BELT: 40S2
M258:CR



08010231
HEXAGONAL HEAD BOLT W/
WASHER: M3X6



08010234
SCREW WITH WASHER: SMA
LL ROUND WITH SPRING WA
SHER: M5X8



08010236
HEXAGONAL BOLT: DOUBLE
SCREW: M4X8



08010240
BINDING HEAD SCREW: M2.6
X4

Standard Parts



08025299
TAPPING SCREW - M3X8



08025305
TAPPING SCREW - M3X6




08025312
TAPPING SCREW:WASHER:3
X10



08025328
HEXAGON HEAD TAPPING S
CREW:3X40



08030058
STEPPED SCREW



08046123
HEXAGONAL BOLT:W/WASH
ER:M3X8



08046128
HEXAGONAL BOLT:DOUBLE
SCREW:M3X10



08050088
RETAINING RING - M6



08050089
RETAINING RING - M4



08050092
RETAINING RING - 3M




08050103
RETAINING RINGS-E:SILENC
ER:DIA3



08050104
RETAINING RINGS-E:SILENC
ER:DIA4



08050106
RETAINING RINGS-E:SILENC
ER:DIA6



08053573
RADIAL BALL BEARING:DIA8
XDIA16X5



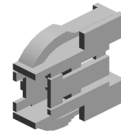
08072089
WASHER - 10MM



09543005N
SCREW:POLISHED ROUND/
SPRING:M3X5



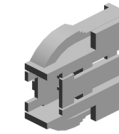
09544006N
SCREW:POLISHED ROUND/
SPRING:M4X6



11024559
CONNECTOR - 3P



11026245
RELAY CONNECTOR - 2P




11028122
CONNECTOR:2AA2246-2



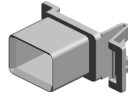
11028502
CONNECTOR - 54679-1615



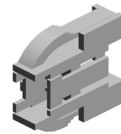
11028504
CONNECTOR



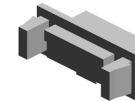
11028534
CONNECTOR - QR/P17-14S-
B



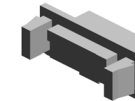
11028535
CONNECTOR - QR/P17-14P-
A



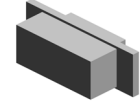
11029154
CONNECTOR:1AA2215-2



11029387
CONNECTOR:DRAWER:5140
5-2611

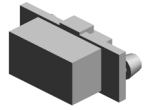


11029781
CONNECTOR:51405-3919



11029783
CONNECTOR:55949-3919

Standard Parts



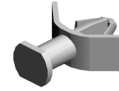
11029784
CONNECTOR:55949-2619



11050109
CORD KEEP



11050328
HARNESS CLAMP - ES-0505




11050410
CARD SPACER - 9.4MM



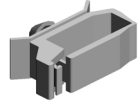
11050487
HARNESS CLAMP




11050508
HARNESS CLAMP - LWS-071
1



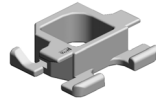
11050511
HARNESS CLAMP - LWS-030
6ZC



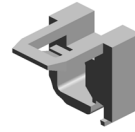
11050516
CLAMP



11050532
EDGE SADDLE - LES-25L



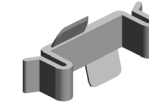
11050551
CLAMP:LES-0505



11050568
CLAMP:LWSS-0504



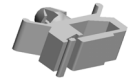
11050600
CLAMP:LWSM-0306-2M



11050604
CLAMP:RFC-16V0




11050621
CLAMP - SBEU12




11050682
CLAMP:JCF-1S




11050692
CLAMP:LES-0503




11050714
CLAMP:LWSM-0511H GRAY




11050723
CLAMPS:WES-0507



11050724
CLAMPS:WES-1210



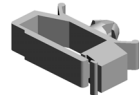
11050726
CLAMPS:WES-2217



11050758
CLAMP:LWSM-0306A



11050759
CLAMP:LWSM-0605A



11050760
CLAMP:LWSM-0511A



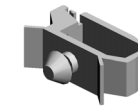
11050761
CLAMP:LWS-0511A



11050762
CLAMP:LWS-0711A



11050763
CLAMP:LWS-1211A

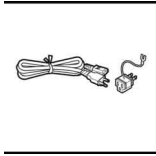


11050764
CLAMP:LWS-1316A

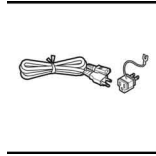


11050765
CLAMP:LWS-2218A

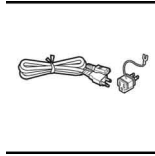
Standard Parts



11500446
(EU/AA):POWER SUPPLY CO
DE:250V:16A




11500447
(NA):POWER SUPPLY CODE:
250V:20A



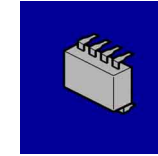
11500466
(CHN):POWER SUPPLY COD
E:250V:16A




12042612
MICRO SWITCH:D3V-16506-3
C25



12042912
MICRO SWITCH:D3V-16-3C2
5(10E)



14077899
EEPROM:BR24T256-W



16072249
FERRITE CORE:K3 NF-70-A(
N)BK0

PM Part List

Number	Part Name	Num	Group	ID
AE010115	HOT ROLLER:DIA52	1	U015_S005	95
AE020215	PRESSURE ROLLER:DIA50	1	U015_S005	96
AE045059	WEB:SUB-ASS'Y	1	U015_S003	100
AF032053	ROLLER:SEPARATE:MANUAL FEED	1	U006_S004	49
D0742459	JOINT:CLEANING UNIT	4	U009_S006	22
			U009_S009	22
			U009_S012	22
			U009_S015	22
D0742503	GEAR:IDLER:31Z:LEFT	4	U009_S006	23
			U009_S009	23
			U009_S012	23
			U009_S015	23
D0744300	SPRING PLATE:CLEANING UNIT:FUSING	1	U015_S003	127
D0744333	ROLLER:PLATE	1	U015_S003	129
D0746424	BLADE:CLEANING:BELT CLEANING:ASS'Y	1	U011_S001	16
D0746446	BRUSH:APPLY:BELT CLEANING	1	U011_S001	17
D0746450	COATING BAR:ASS'Y	1	U011_S001	18
D0746457	BLADE:APPLY:ASS'Y	1	U011_S001	19
D1359510	(D137:Int x/o)(D138:Int o/o):OPC DRUM DIA60	8	U009	98
D1361025	MECHANICAL DRIVE SECTION:ON-OFF:INTERMEDIATE TRANSFER:ASS'Y	1	U018_S002	135
D1361208	GEAR:INTERMEDIATE TRANSFER:ASS'Y	1	U010_S001	56
D1362365	CLEANING BLADE:ASS'Y	4	U009_S006	45
			U009_S009	45
			U009_S012	45
			U009_S015	45
D1362408	GEAR:24Z:RIGHT	4	U009_S006	50
			U009_S009	50
			U009_S012	50
			U009_S015	50
D1362411	COATING BAR:ASS'Y	4	U009_S006	51

Number	Part Name	Num	Group	ID
			U009_S009	51
			U009_S012	51
			U009_S015	51
D1362441	BLADE:APPLY:ASS'Y	4	U009_S006	57
			U009_S009	57
			U009_S012	57
			U009_S015	57
D1362446	SEAL:BLADE:APPLY:FRONT	4	U009_S006	58
			U009_S009	58
			U009_S012	58
			U009_S015	58
D1362448	SEAL:CLEANING BLADE:FRONT	4	U009_S006	60
			U009_S009	60
			U009_S012	60
			U009_S015	60
D1362449	SEAL:CLEANING BLADE:REAR	4	U009_S006	61
			U009_S009	61
			U009_S012	61
			U009_S015	61
D1362461	GEAR:18Z:RIGHT	8	U009_S006	64
			U009_S009	64
			U009_S012	64
			U009_S015	64
D1362462	GEAR:IDLER:19Z:LEFT	4	U009_S006	65
			U009_S009	65
			U009_S012	65
			U009_S015	65
D1363431	FILTER:DEVELOPMENT	4	U009_S005	71
			U009_S008	71
			U009_S011	71
			U009_S014	71
D1363508	COLLECTION BOTTLE:ASS'Y	1	U013_S003	54
D1366186	ROLLER:OPPOSED:PAPER:ASS'Y	1	U010_S001	112
D1366240	TRANSFER ROLLER:ASS'Y	1	U012_S001_S001	15
D1366917	FILTER:DEVELOPMENT:EXHAUST:SMALL:ASS'Y	1	U020	73
D1366935	FILTER:DEVELOPMENT:EXHAUST	1	U020	84

PM Part List

Number	Part Name	Num	Group	ID
	AUST:LARGE			
D1366938	OZONE FILTER:SMALL	1	U020	85
D1366953	DEODORIZE FILTER:LARGE	1	U020	93
D1366956	DEODORIZE FILTER:SMALL	1	U020	95
D1376259	SEPARATION CORONA:ASS'Y	1	U012_S001_S003	33
D1382204	CHARGE UNIT:ASS'Y	4	U009_S007	86
			U009_S010	86
			U009_S013	86
			U009_S016	86
D1384063	ROLLER:POLISH:FLAT BELT-FUSING:SUB-ASS'Y	1	U015_S004	204
D1384181	FUSING BELT:DIA75	1	U015_S005	249
D1386030	FLAT BELT-TRANSFER:ASS'Y	1	U010	69
D2582402	OIL SUPPLY ROLLER:ASS'Y	4	U009_S006	47
			U009_S009	47
			U009_S012	47
			U009_S015	47
D2584468	CORE:HEAT ROLLER:ASS'Y	1	U015_S005_S002_S001	296
D2586166	ROLLER:INTERMEDIATE TRANSFER:ASS'Y	4	U010_S001	136
D5412241	REVERSE ROLLER:PAPER FEED	1	U003_S001	90
D6832228	PICKUP ROLLER	1	U003_S001_S002	150
D6842171	PAPER FEED BELT	1	U003_S001_S002	248

Design Change List

Number	Title	Set	Old Part		New Part		Index No.		Q'ty	Interchg		Reason	Cut-in S/N
			P/N	Name	P/N	Name	Group	ID		Indiv.	Set		
202404-01	2404 Modification	-	D1365302	HARNESS:TONE R SUPPLY UNIT: CHIP:SENSOR	D1363348	HARNESS:TONE R SUPPLY UNIT: CHIP:SENSOR	I11(3/5)		1	O/O			
202403-01	2403 Modification	-	D0396137	ENCODER:ASS'Y	D0CN6141	ENCODER:ASS'Y	U018_S001	73	1	O/O			
			D0396137	ENCODER:ASS'Y	D0CN6141	ENCODER:ASS'Y	U010_S001	42	1	O/O			
202402-01	2402 Modification	-	D1384209	FUSING UNIT:PR O:ASS'Y	D1384213	FUSING UNIT:PR O:ASS'Y	U015_S005	299	1	O/O			
202311-01	2311 Modification	-	AA043929	TIMING BELT - B 40S2M114	07922057C	SYNCHRONOUS BELT:40S2M114: CR	U018	32	1	O/O			
202309-01	2309 Modification	-	D1364667	SHEET:DUPLEX: ENTRANCE	D0CN4667	SHEET:DUPLEX: ENTRANCE	U017_S002	86	2	O/O			
202306-01	2306 Modification	-	D1366496	SEAL:CASE:DUC T:BELT CLEANIN G	D1356496	SEAL:CASE:DUC T:BELT CLEANIN G	U011_S001	63	1	O/O			
202305-01	2305 Modification	-	D1365303	HARNESS:TONE R SUPPLY UNIT: TONER END SEN SOR:CONNECTI NG	D1363382	HARNESS:TONE R SUPPLY UNIT: TONER END SEN SOR:CONNECTI NG	I12 , J12 , K 12 (3/5)		1	O/O			
202305-02	2305 Modification	-	D1492835	RACK:SIDE FEN CE	D0E32835	RACK:SIDE FEN CE	U007_S012	264	2	O/O			
							U007_S013	264	2				
202301-01	2301 Modification	-	AA043328	TIMING BELT:40 S2M130	07922065C	SYNCHRONOUS BELT:40S2M130: CR	U003_S001 _S002	38	1	O/O			
202301-02	2301 Modification	-	D1492943	TENSION SPRIN G:LEVER:AUXILI ARY	D1482943	TENSION SPRIN G:LEVER:AUXILI ARY	U007_S006	277	1	O/O			
							U007_S007	277	1				
202211-01	2211 Modification	-	D6831451	HOLDER:FEELE R:APS	D3FF1451	HOLDER:FEELE R:APS	U003_S001	110	1	O/O			

Design Change List

Number	Title	Set	Old Part		New Part		Index No.		Q'ty	Interchg		Reason	Cut-in S/N
			P/N	Name	P/N	Name	Group	ID		Indiv.	Set		
202211-02	2211 Modification	-	D3B04720	PRESSURE PLATE:ASS'Y	D3B04730	PRESSURE PLATE:ASS'Y	U003_S001_S006	252	1	O/O			
202210-01	2210 Modification	-	D1351475	BRACKET:COVER:RIGHT MIDDLE:PROTECT:PEEN	D2571451	BRACKET:COVER:RIGHT MIDDLE:PROTECT:PEEN	U001	40	1	X/O			
202210-02	2210 Modification	-	D1351474	BRACKET:COVER:LEFT MIDDLE:PROTECT:PEEN	D2571452	BRACKET:COVER:LEFT MIDDLE:PROTECT:PEEN	U001	39	1	X/O			
202210-03	2210 Modification	-	AA043685	SYNCHRONOUS BELT:40S2M258	07922129C	SYNCHRONOUS BELT:40S2M258:CR	U003_S001	45	1	O/O			
202209-01	2209 Modification	-	D6834111	COVER:FRONT	D3GR4111	COVER:FRONT	U003_S001	194	1	O/O			
202208-01	2208 Modification	-	D1364232	SHAFT:HEAT ROLLER:TURN:FEELE	D2584165	SHAFT:HEAT ROLLER:TURN:FEELE	U015_S005	178	1	O/O			
202206-01	2206 Modification	-	D1365756	(C5100S):SERVICE PARTS:PCB:CTL:CH-C1A_EX P:ASS'Y	D1365722	(C5100S):SERVICE PARTS:PCB:CTL:ASS'Y	U019	105	1	O/O			
202206-02	2206 Modification	-	D1365757	(C5110S):SERVICE PARTS:PCB:CTL:CH-C1B_EX P:ASS'Y	D1365723	(C5110S):SERVICE PARTS:PCB:ASS'Y	U019	106	1	O/O			
202206-03	2206 Modification	-	D1365510	LED:CONNECTOR:RED	D2416290	LED:RED	U007	164	1	X/X			
							U021	85	10				
202201-01	2201 Modification	-	G1785023	TIMING BELT:S2M190	AA043728	SYNCHRONOUS BELT:60S2M190	U010_S001	126	1	O/O			
202112-01	2112 Modification	-	D1364642	SHAFT:SLIDE:POSITIONING SENSOR	D0CN4642	SHAFT:SLIDE:POSITIONING SENSOR	U017_S001	76	1	O/O			

Design Change List

Number	Title	Set	Old Part		New Part		Index No.		Q'ty	Interchg		Reason	Cut-in S/N
			P/N	Name	P/N	Name	Group	ID		Indiv.	Set		
202109-01	2109 Modification	-	D0AK5100	SD-CARD:NICE:APPLICATION:ASS'Y	D0CQ5100	SD-CARD:NICE:APPLICATION:ASS'Y	SPECIAL TOOLS	18	1	O/O			
							U019	103					
202107-01	2107 Modification	-	D1381688	HEATER:230V:9W	AX400251	HEATER:230V:9W:THERMOFUSE	U023	1	1	X/O			
202106-01	2106 Modification	-	B7003305	TIMING BELT:B40S2M152	07922076C	SYNCHRONOUS BELT:40S2M152:CR	U003_S001	76	1	O/O			
202105-01	2105 Modification	-	AA043339	TIMING BELT:PA PER EXIT:40S2M122	07922061C	SYNCHRONOUS BELT:40S2M122:CR	U003_S001	39	1	O/O			
202105-02	2105 Modification	-	AA043632	TIMING BELT - 40S2M126	07922063C	SYNCHRONOUS BELT:40S2M126:CR	U003_S001	40	1	O/O			
202105-03	2105 Modification	-	AA043681	SYNCHRONOUS BELT:40S2M108	07922054C	SYNCHRONOUS BELT:40S2M108:CR	U003_S001	42	1	O/O			
202105-04	2105 Modification	-	AA043694	SYNCHRONOUS BELT:B40S2M202	07922101C	SYNCHRONOUS BELT:40S2M202:CR	U003_S001	46	1	O/O			
202105-05	2105 Modification	-	AA043710	SYNCHRONOUS BELT:40S2M158	07922079C	SYNCHRONOUS BELT:40S2M158:CR	U003_S001	251	1	O/O			
202105-06	2105 Modification	-	M3644131	TIMING BELT:B40S2M160	07922080C	SYNCHRONOUS BELT:40S2M160:CR	U003_S001	236	1	O/O			
202105-07	2105 Modification	-	D1386050	TRANSFER UNIT:INTERMEDIATE TRANSFER:ASS'Y	D1386060	TRANSFER UNIT:INTERMEDIATE TRANSFER:PRO:ASS'Y	U010_S001	130	1	O/O			

Design Change List

Number	Title	Set	Old Part		New Part		Index No.		Q'ty	Interchg		Reason	Cut-in S/N
			P/N	Name	P/N	Name	Group	ID		Indiv.	Set		
202105-08	2105 Modification	-	D2584289	COIL:IH:200V:AS S'Y	D0CN4280	COIL:IH:200V:AS S'Y	U015_S002	293	1	O/O			
202102-01	2102 Modification	-	D1381861	OPTICAL WRITING UNIT:M-Y:ASS'Y	D1381863	OPTICAL WRITING SECTION:M-Y:ASS'Y	U005_S002	12	1	O/O			
202101-01	2101 Modification	-	D6834720	PRESSURE PLATE:ASS'Y	D3B04720	PRESSURE PLATE:ASS'Y	U003_S001	221	1	O/O			
202012-01	2012 Modification	-	D6834711	GUIDE PLATE:PRESSURE PLATE:LEFT	D3B04711	GUIDE PLATE:PRESSURE PLATE:LEFT:ASS'Y	U003_S001_S006	220	1	O/O			
202012-02	2012 Modification	-	D6834724	CUSHION:PRESSURE PLATE:LARGE	D3B04724	CUSHION:PRESSURE PLATE:LARGE	U003_S001_S006	223	1	O/O			
202012-03	2012 Modification	-	D1492773	PULLEY:PICKUP:MECHANICAL ROLLER CLUTCH	D0BQ2773	PULLEY:PICKUP:MECHANICAL ROLLER CLUTCH:U	U007_S002	247	1	X/O			
							U007_S003	247	1				
							U007_S004	247	1				
202012-04	2012 Modification	-	D1366113	SHAFT:CAM:INTERMEDIATE TRANSFER:BLACK	D0CN6113	SHAFT:CAM:INTERMEDIATE TRANSFER:BLACK	U010_S001	76	1	O/O			
202012-05	2012 Modification	-	D1366090	FLAT BELT-TRANSFER:ASS'Y	D1386030	FLAT BELT-TRANSFER:ASS'Y	U010	69	1	O/O		O/O(Other than EU Region), X/O(EU Region only)	
202011-01	2011 Modification	-	D6834725	CUSHION:PRESSURE PLATE:SMALL	D3B04725	CUSHION:PRESSURE PLATE:SMALL	U003_S001_S006	224	1	O/O			
202008-01	2008 Modification	-	AZ240255	POWER SUPPLY UNIT:FW:200V	AZ240367	POWER SUPPLY UNIT:FW:200V	U019	38	1	X/O			
202006-01	2006 Modification	-	D6832233	BRACKET:PAPE R FEED BELT	D3FF2233	BRACKET:PAPE R FEED BELT	U003_S001_S002	154	1	X/O			

Design Change List

Number	Title	Set	Old Part		New Part		Index No.		Q'ty	Interchg		Reason	Cut-in S/N
			P/N	Name	P/N	Name	Group	ID		Indiv.	Set		
202006-02	2006 Modification	-	D6830360	GUIDE:EXIT:LOW ER:ASS'Y	D6830361	GUIDE:EXIT:LOW ER:ASS'Y	U003_S001 _S007	241	1	X/O			
202006-03	2006 Modification	-	D6833350	GUIDE PLATE:S CANNING	D7313390	GUIDE PLATE:S CANNING	U003_S001	183	1	X/O			
202005-01	2005 Modification	-	D1381569	COMPRESSION SPRING:PULL O UT:GRIP:10N	AA063965	COMPRESSION SPRING:GRIP:LE FT	U001	85	1	X/O			
202003-01	2003 Modification	-	D6832201	SHAFT:SEPARAT ION:ASS'Y	D6832202	SHAFT:SEPARAT ION:ASS'Y	U003_S001 _S002	250	1	O/O			
202002-01	2002 Modification	-	AZ240259	POWER SUPPLY UNIT:ECO:200V: 456.4W	AZ240371	POWER SUPPLY UNIT:ECO:200V: 456.4W	U019	37	1	X/O			
202002-02	2002 Modification	-	A4701703	SHIFT CLUTCH	D0CN7123	DISC:TORQUE LI MITER MECHANI CAL CLUTCH	U016_S003	25	1	O/O			
202001-01	2001 Modification	-	D1365932	SHAFT:SAFETY SWITCH:LEVER: 1	D0CN5932	SHAFT:SAFETY SWITCH:LEVER: 1	U019	75	1	O/O			
201912-01	1912 Modification	-	D6834315	COVER:PAPER F EED:ASS'Y	D6834317	COVER:PAPER F EED:ASS'Y	U003_S001	199	1	O/O			
201912-02	1912 Modification	-	D1365492	PCB:IDB	D1365498	PCB:IDB	U004	53	1	X/O			
201911-01	1911 Modification	-	D6832200	SHAFT:SEPARAT ION:ASS'Y	D6832201	SHAFT:SEPARAT ION:ASS'Y	U003_S001	145	1	O/O			
201911-02	1911 Modification	-			M0B15888	HARNESS:DEBU G:MONITOR:SER VICE	SPECIAL T OOLS	19	1				
201907-01	1907 Modification	-	D1361391	BRACKET:PAPE R EXIT SUB-UNIT :REVERSE:NO.2	D0CN1391	BRACKET:PAPE R EXIT SUB-UNIT :REVERSE:NO.2: PEEN	U018	137	1	X/O			

Design Change List

Number	Title	Set	Old Part		New Part		Index No.		Q'ty	Interchg		Reason	Cut-in S/N
			P/N	Name	P/N	Name	Group	ID		Indiv.	Set		
201907-02	1907 Modification	-	D1375905	BRACKET:INDUC TION HEATING U NIT:AC CONTROL BOARD	D0CN5905	BRACKET:INDUC TION HEATING U NIT:AC CONTROL BOARD	U019	104	1	X/O			
201904-01	1904 Modification	-	D1492840	END FENCE:PAPER TRAY:ASS'Y	D0BQ2840	END FENCE:PAPER TRAY:ASS'Y	U007_S013_S004	316	1	O/O			
			D1492840	END FENCE:PAPER TRAY:ASS'Y	D0BQ2840	END FENCE:PAPER TRAY:ASS'Y	U007_S012_S004	316	1	O/O			
201904-02	1904 Modification	-	D1363221	DC MOTOR:TONER CARTRIDGE:ASS'Y	D1363299	DC MOTOR:TONER CARTRIDGE:ASS'Y	U008_S001	104	1	O/O			
			D1363221	DC MOTOR:TONER CARTRIDGE:ASS'Y	D1363299	DC MOTOR:TONER CARTRIDGE:ASS'Y	U008_S001	104	1	O/O			
			D1363221	DC MOTOR:TONER CARTRIDGE:ASS'Y	D1363299	DC MOTOR:TONER CARTRIDGE:ASS'Y	U008_S001	104	1	O/O			
			D1363221	DC MOTOR:TONER CARTRIDGE:ASS'Y	D1363299	DC MOTOR:TONER CARTRIDGE:ASS'Y	U008_S001	104	1	O/O			
201904-03	1904 Modification	-	D0746158	ROLLER:INTERMEDIATE TRANSFER:ASS'Y	D2586166	ROLLER:INTERMEDIATE TRANSFER:ASS'Y	U010_S001	136	1	O/O			
			D0746158	ROLLER:INTERMEDIATE TRANSFER:ASS'Y	D2586166	ROLLER:INTERMEDIATE TRANSFER:ASS'Y	U010_S001	136	1	O/O			
			D0746158	ROLLER:INTERMEDIATE TRANSFER:ASS'Y	D2586166	ROLLER:INTERMEDIATE TRANSFER:ASS'Y	U010_S001	136	1	O/O			
			D0746158	ROLLER:INTERMEDIATE TRANSFER:ASS'Y	D2586166	ROLLER:INTERMEDIATE TRANSFER:ASS'Y	U010_S001	136	1	O/O			

Design Change List

Number	Title	Set	Old Part		New Part		Index No.		Q'ty	Interchg		Reason	Cut-in S/N
			P/N	Name	P/N	Name	Group	ID		Indiv.	Set		
		-		EDIATE TRANSFER:ASS'Y		EDIATE TRANSFER:ASS'Y							
201903-01	1903 Modification	-	B0042310	SPUR	M0266340	GUIDE:PAPER:RAIL:ASS'Y	U015_S005	301	1	O/O			
			B0042310	SPUR	M0266340	GUIDE:PAPER:RAIL:ASS'Y	U015_S005	301	1	O/O			
			B0042310	SPUR	M0266340	GUIDE:PAPER:RAIL:ASS'Y	U015_S005	301	1	O/O			
			B0042310	SPUR	M0266340	GUIDE:PAPER:RAIL:ASS'Y	U015_S005	301	1	O/O			
			B0042310	SPUR	M0266340	GUIDE:PAPER:RAIL:ASS'Y	U015_S005	301	1	O/O			
			B0042310	SPUR	M0266340	GUIDE:PAPER:RAIL:ASS'Y	U015_S005	301	1	O/O			
201903-02	1903 Modification	-	D6834211	COVER:REAR	D3FF4211	COVER:REAR	U003_S001	249	1	X/O			
201903-03	1903 Modification	-	D1361585	BRACKET:LOCK			U021_S001	65	1	X/O		New part number D2581568,Int X/O	
201903-04	1903 Modification	-			D2581568	BRACKET:LOCK:ASS'Y	U021_S001	112	1	X/O		Old part number D1361585,Int X/O	
201903-05	1903 Modification	-	AW020203	PHOTOINTERRUPTOR:GP1A173LCS2F	AW020234	PHOTOINTERRUPTOR:GP1A173LCS5F	U007_S002	315	2	O/O			
							U007_S003	315	2				
							U007_S004	315	2				
							U014_S001	35	1				
							U016_S003	189	1				
							U017	133	2				
U017_S001	133	1											
201902-01	1902 Modification	-			AF040079	ROLLER:HEAT PIPE:DRIVE	U016	187	1				
							U016_S001	187	1				
201902-02	1902 Modification	-	B6522215	GUIDE:PAPER FEED BELT:FRON	D3FF2219	GUIDE:PAPER FEED BELT:FRON	U003_S001_S002	247	1	O/O			

Design Change List

Number	Title	Set	Old Part		New Part		Index No.		Q'ty	Interchg		Reason	Cut-in S/N
			P/N	Name	P/N	Name	Group	ID		Indiv.	Set		
		-		T		T							
201902-03	1902 Modification	-	D1357020	PAPER EXIT UNIT:ASS'Y	D1357021	PAPER EXIT UNIT:ASS'Y	U016_S003	188	1	O/O			
201902-04	1902 Modification	-	D6831350	HINGE:RIGHT:ASS'Y	D3B01350	HINGE:RIGHT:ASS'Y	U003_S001	246	1	X/O			
201902-05	1902 Modification	-	D5412121	PAPER FEED BELT	D6842171	PAPER FEED BELT	U003_S001_S002	248	1	X/O			
201902-07	1902 Modification	-	D1367019	STOPPER:GUIDE PLATE:EXIT:UPPER:ASS'Y			U016_S003	135	1				
201901-01	1901 Modification	-	D1365743	HARNESS:ARM:ASS'Y	D1355743	HARNESS:CH-C1:ARM:ASS'Y	C6(1/5)		1	O/O			
201812-01	1812 Modification	-	D6831320	HINGE:LEFT:ASS'Y	D3B01320	HINGE:LEFT:ASS'Y	U003_S001	245	1	X/O			
201812-02	1812 Modification	-	AF020794	TRANSPORT ROLLER:SHIFT:DUPLICATE	AF020839	TRANSPORT ROLLER:SHIFT:DUPLICATE	U017	132	4	O/O			
201812-03	1812 Modification	-			D1357137	GUIDE PLATE:EXIT:UPPER	U016_S003	186	1	O/O		Old part number D1357116,Int O/O	
201812-04	1812 Modification	-	D1357116	GUIDE PLATE:EXIT:UPPER:ASS'Y			U016_S003	78	1	O/O		New part number D1357137,Int O/O	
201810-01	1810 Modification	-	D1366945	BRACKET:DC FAN MOTOR:DUPLICATE:EXIT	D2586944	BRACKET:DC FAN MOTOR:DUPLICATE:EXIT	U020	124	3	X/O			
201810-02	1810 Modification	-	D1384208	FUSING UNIT:PRO:TCRU:ASS'Y	D1384212	FUSING UNIT:PRO:TCRU:ASS'Y	U015	300	1	O/O			
201810-03	1810 Modification	-	D2605100	SD-CARD:NICE:APPLICATION:ASS'Y	D0AK5100	SD-CARD:NICE:APPLICATION:ASS'Y	U019	103	1	X/O			
201810-04	1810 Modification	-	M0779517	SD-CARD:NICE:APPLICATION:ASS'Y	D0AK5100	SD-CARD:NICE:APPLICATION:ASS'Y				X/O			

Design Change List

Number	Title	Set	Old Part		New Part		Index No.		Q'ty	Interchg		Reason	Cut-in S/N
			P/N	Name	P/N	Name	Group	ID		Indiv.	Set		
		-		SS'Y		PPLICATION:ASS'Y							
201809-02	1809 Modification	-	AF013006	BOTTOM PLATE PAD	AF013019	PAD:TRAY BOTTOM PLATE	U007_S012	314	1	O/O			
							U007_S013	314	1				
201809-03	1809 Modification	-	D1201315	HOLDER:OPERATING INSTRUCTIONS	D2411339	HOLDER:OPERATING INSTRUCTIONS	U022	69	1	O/O			
201808-01	1808 Modification	-	D1361201	STAY:DRIVE:INTERMEDIATE TRANSFER:ASS'Y	D1361213	DRUM STAY:DRIVE:INTERMEDIATE TRANSFER:ASS'Y	U010_S001	135	1	X/O			
201808-02	1808 Modification	-	D1362712	GUIDE:CONNECTING:DRIVEN			U006_S002	89	1	O/O		New part number D1362707 Int o/o	
201808-03	1808 Modification	-			D1362707	GUIDE PLATE:DRIVEN:CONNECTING:ASS'Y	U006_S002	192	1	O/O		Old part number D1362712 Int o/o	
201807-01	1807 Modification	-	B6524743	SHEET:PRESSURE PLATE:SMALL	D0A46099	SHEET:PRESSURE PLATE:SMALL	U003_S001_S006	244	1	O/O			
201807-02	1807 Modification	-	D1361731	LENSBLOCK SM D:ASS'Y	D1381731	LENSBLOCK SM D:SERVICE PARTS:ASS'Y	U004_S001	67	1	O/O			
201807-03	1807 Modification	-	D1366676	CUSHION:SEPARATE	D2586618	CUSHION:SEPARATE	U007	313	3	O/O			
201807-04	1807 Modification	-	D1384205	FUSING UNIT:PRO:ASS'Y	D1384209	FUSING UNIT:PRO:ASS'Y	U015	299	1	O/O			
201806-02	1806 Modification	-			D1366661	SIDE PLATE:FRONT RIGHT:PAPE R FEED UNIT:ASS'Y	U007	312	1				

Design Change List

Number	Title	Set	Old Part		New Part		Index No.		Q'ty	Interchg		Reason	Cut-in S/N
			P/N	Name	P/N	Name	Group	ID		Indiv.	Set		
201806-03	1806 Modification	-			D5433631	ROLLER:SCANNING:BEHIND:ASS'Y	U003_S001_S007	243	1				
201805-02	1805 Modification	-	D6834212	COVER:UPPER REAR	D3B04212	COVER:UPPER REAR	U003_S001	242	1	O/O			
201805-03	1805 Modification	-	D1367543	TRAY BOTTOM PLATE:ASS'Y	D1366686	TRAY BOTTOM PLATE:ASS'Y	U007_S015_S005	311	1	O/O			
			D1367543	TRAY BOTTOM PLATE:ASS'Y	D1366686	TRAY BOTTOM PLATE:ASS'Y	U007_S019_S005	311	1	O/O			
			D1367543	TRAY BOTTOM PLATE:ASS'Y	D1366686	TRAY BOTTOM PLATE:ASS'Y	U007_S020_S005	311	1	O/O			
			D1367543	TRAY BOTTOM PLATE:ASS'Y	D1366686	TRAY BOTTOM PLATE:ASS'Y	U007_S021_S005	311	1	O/O			
201805-08	1805 Modification	-	D0749510	(D138):OPC DRUM DIA60	D1359510	(D137:Int x/o)(D138:Int o/o):OPC DRUM DIA60	U009	98	1	O/O		D137:Int x/o,D138:Int o/o	
			D0749510	(D138):OPC DRUM DIA60	D1359510	(D137:Int x/o)(D138:Int o/o):OPC DRUM DIA60	U009	98	1	O/O			
			D0749510	(D138):OPC DRUM DIA60	D1359510	(D137:Int x/o)(D138:Int o/o):OPC DRUM DIA60	U009	98	1	O/O			
			D0749510	(D138):OPC DRUM DIA60	D1359510	(D137:Int x/o)(D138:Int o/o):OPC DRUM DIA60	U009	98	1	O/O			
201805-09	1805 Modification	-	D1381028	FUSING DRIVE UNIT:GEAR:SLOW DOWN:ASS'Y	D2581028	FUSING DRIVE UNIT:GEAR:SLOW DOWN:ASS'Y	U018_S017	136	1	O/O			
201805-10	1805 Modification	A	D1387255	HOLDER:HINGE:ARM	D2617255	HOLDER:HINGE:ARM	U002_S001	54	1	X/X	O/O		

Design Change List

Number	Title	Set	Old Part		New Part		Index No.		Q'ty	Interchg		Reason	Cut-in S/N
			P/N	Name	P/N	Name	Group	ID		Indiv.	Set		
201805-11	1805 Modification	A	D1387258	HINGE:ARM:OPERATION SUB-UNIT	D2617258	HINGE:ARM:OPERATION SUB-UNIT	U002_S001	55	1	X/X	O/O		
201805-12	1805 Modification	A	D1387259	ARM:OPERATION SUB-UNIT	D2617259	ARM:OPERATION SUB-UNIT	U002_S001	56	1	X/X	O/O		
201804-01	1804 Modification	-	D1366978	SEAL:DUCT:DRUM STAY:DEVELOPMENT	D2576954	SEAL:DUCT:DRUM STAY:DEVELOPMENT	U021_S002	111	4	O/O			
201804-03	1804 Modification	-			D1361581	BRACKET:POSITIONING SENSOR:PULL OUT	U021	110	1				
201803-01	1803 Modification	-	AW100138	THERMOPILE	AW100183	THERMOPILE	U015	298	1	O/O			
							U015_S005	298	1				
201803-02	1803 Modification	-	D1361472	COVER:REAR LOWER	D2571472	COVER:REAR LOWER	U001	105	1	O/O			
201803-03	1803 Modification	-			D2616769	DECAL:SIDE FENCE:PAPER VOLUME:ENVELOPE	U007_S012_S001	310	1				
							U007_S013_S001	310	1				
201803-04	1803 Modification	-	D1365314	HARNESS:EXIT:PAPER FEED SENSOR:CONNECTING	D1367031	HARNESS:EXIT:PAPER FEED SENSOR:CONNECTING	I15(4/5)		1	X/O			
201802-01	1802 Modification	-	AG070515	MAGNET CATCH:13N	AG070513	MAGNET CATCH	U017	131	2	O/O			
201802-02	1802 Modification	-			D6830360	GUIDE:EXIT:LOWER:ASS'Y	U003_S001	241	1				
201801-01	1801 Modification	-	A2579100	SILICONE OIL TYPE SS	A2579550	SILICONE OIL TYPE SS	SPECIAL TOOLS	17	1	O/O			
201712-01	1712 Modification	-			D1364192	BRACKET:THER	U015_S005	297	1				

Design Change List

Number	Title	Set	Old Part		New Part		Index No.		Q'ty	Interchg		Reason	Cut-in S/N
			P/N	Name	P/N	Name	Group	ID		Indiv.	Set		
		-				MISTOR:FUSING							
201712-02	1712 Modification	-	D1357019	PAPER EXIT UNIT:ASS'Y	D1357020	PAPER EXIT UNIT:ASS'Y	U016	185	1	O/O			
201711-01	1711 Modification	-			D1384128	HOLDER:SENSOR:ON-OFF	U015_S005	295	1				
201711-02	1711 Modification	-			G1787743	BOSS:POSITIONING PIN:TRANSPORT UNIT:NO.1	U021	109	3				
201711-03	1711 Modification	-	D1055899	HOLDER:TEMPERATURE & HUMIDITY SENSOR	D1055898	HOLDER:TEMPERATURE & HUMIDITY SENSOR	U010	134	1	X/O			
201711-04	1711 Modification	-	D1363864	LEVER:ON-OFF:TRANSPORT BELT UNIT	D1363880	LEVER:ON-OFF:TRANSPORT BELT UNIT	U014_S001	34	1	O/O			
201711-06	1711 Modification	A			D2584468	CORE:HEAT ROLLER:ASS'Y	U015_S005_S002_S001	296	1		X/O	x/o as a set (D2584460,D2584321,07250140E,D2584467) or x/o as a set (D2584468,D2584321,07250140E,D2584467)	
201710-01	1710 Modification	-	D1356620	PAPER FEED UNIT:NO.2:ASS'Y	D1356640	PAPER FEED UNIT:NO.2:ASS'Y	U007_S002	308	1	O/O			
			D1356620	PAPER FEED UNIT:NO.2:ASS'Y	D1356640	PAPER FEED UNIT:NO.2:ASS'Y	U007_S003	308	1	O/O			
201710-04	1710 Modification	-	D1492875	SIDE FENCE:FRONT:ASS'Y	D1492878	SIDE FENCE:FRONT:ASS'Y	U007_S012_S002	309	1	O/O			
			D1492875	SIDE FENCE:FR	D1492878	SIDE FENCE:FR	U007_S013	309	1	O/O			

Design Change List

Number	Title	Set	Old Part		New Part		Index No.		Q'ty	Interchg		Reason	Cut-in S/N
			P/N	Name	P/N	Name	Group	ID		Indiv.	Set		
		-		ONT:ASS'Y		ONT:ASS'Y	_S002						
201710-05	1710 Modification	-	D1350022	DRAWER UNIT:SERV ICE PARTS: PRO:ASS'Y	D1350023	PULL OUT:SERVI CE PARTS:PRO: ASS'Y	U021	108	1	O/O			
201710-06	1710 Modification	-			D6833662	GUIDE PLATE:C ONTACT IMAGE SENSOR:ENTRA NCE:ASS'Y	U003_S001 _S007_S00 1	240	1				
201709-02	1709 Modification	-	D1364302	COIL:IH:200V:AS S'Y	D2584289	COIL:IH:200V:AS S'Y	U015	293	1	O/O			
201709-03	1709 Modification	-	D2584359	GRIP:SEPARATI ON:OPEN AND C LOSE	D2584372	GRIP:SEPARATI ON:OPEN AND C LOSE:ASS'Y	U015_S005 _S001	294	1	X/O			
201709-05	1709 Modification	-	D1366977	SEAL:DRUM STA Y:REAR	D2576955	SEAL:DRUM STA Y:REAR	U021_S002	107	4	O/O			
201708-02	1708 Modification	-			D1363881	SPACER:CAM:FL AT CONVEYER B ELT	U014_S001	33	1				
201708-04	1708 Modification	-			D1362272	SEAL:CHARGE:U PPER	U009	99	4				
201708-05	1708 Modification	-	D1384087	FUSING SUB-UNI T:SEPARATION: OPEN AND CLOS E:SUB-ASS'Y			U015_S005 _S001	286	1	O/O		New part number D1384060,Int o/o	
201708-06	1708 Modification	-			D1384060	FUSING SUB-UNI T:SEPARATION: OPEN AND CLOS E:ASS'Y	U015_S005 _S001	292	1	O/O		Old part number D1384087,Int o/o	
201707-01	1707 Modification	-	D1356622	PAPER FEED UN IT:NO.1:ASS'Y	D1356639	PAPER FEED UN IT:NO.1:ASS'Y	U007_S004	306	1	O/O			

Design Change List

Number	Title	Set	Old Part		New Part		Index No.		Q'ty	Interchg		Reason	Cut-in S/N
			P/N	Name	P/N	Name	Group	ID		Indiv.	Set		
201707-02	1707 Modification	-	D1492726	DC SOLENOID:PI CKUP:NO.2:ASS' Y	D1356758	DC SOLENOID:PI CKUP:NO.1:ASS' Y	U007_S004	307	1	X/O			
201707-03	1707 Modification	-			D1359510	(D137:Int x/o)(D1 38:Int o/o):OPC D RUM DIA60	U009	98	1	X/O	Old part number D0749510:OPC D RUM DIA60,Int x/ o		
					D1359510	(D137:Int x/o)(D1 38:Int o/o):OPC D RUM DIA60	U009	98	1	X/O			
					D1359510	(D137:Int x/o)(D1 38:Int o/o):OPC D RUM DIA60	U009	98	1	X/O			
					D1359510	(D137:Int x/o)(D1 38:Int o/o):OPC D RUM DIA60	U009	98	1	X/O			
201706-01	1706 Modification	A	AB012973	GEAR:SHAFT:GA TE PAWL:EXIT	AB010773	GEAR:SHAFT:GA TE PAWL:EXIT	U016_S003	182	1	X/X			
201706-02	1706 Modification	A	AB012974	GEAR:IDLER:CO UPLING:GATE P AWL	AB010774	GEAR:IDLER:CO UPLING:GATE P AWL	U016_S003	183	1	X/X			
201706-03	1706 Modification	A	AB017932	GEAR:IDLER:CO NTACT POINT:G ATE PAWL	AB017939	GEAR:IDLER:CO NTACT POINT:G ATE PAWL	U016_S003	184	1	X/X			
201706-04	1706 Modification	-	D1355926	BRACKET:ELECT RIC POTENTIAL SENSOR:PEEN	D2585929	BRACKET:ELECT RIC POTENTIAL SENSOR:PEEN	U019	102	1	X/O			
201706-05	1706 Modification	-	D1364159	GRIP:SEPARATI ON:OPEN AND C LOSE	D2584359	GRIP:SEPARATI ON:OPEN AND C LOSE	U015_S005 _S001		1	O/O			
201706-06	1706 Modification	-	D1364090	STRIPPER PLAT	D1364390	STRIPPER PLAT	U015_S005	288	1	X/O			

Design Change List

Number	Title	Set	Old Part		New Part		Index No.		Q'ty	Interchg		Reason	Cut-in S/N
			P/N	Name	P/N	Name	Group	ID		Indiv.	Set		
		-		E:UNIT:PRESSURE ROLLER:ASS'Y		E:UNI:PRESSURE ROLLER:ASS'Y	_S004_S001						
201706-08	1706 Modification	-	D1384195	FUSING UNIT:ASS'Y	D1384205	FUSING UNIT:PRO:ASS'Y	U015	289	1	O/O			
201706-09	1706 Modification	-	D1384198	FUSING UNIT:PRO:TCRU:ASS'Y	D1384208	FUSING UNIT:PRO:TCRU:ASS'Y	U015	291	1	O/O			
201705-01	1705 Modification	-	D1359516	DRAWER UNIT HOLDER			SPECIAL TOOLS	12	1				
201705-02	1705 Modification	-	D1357009	PAPER EXIT UNIT:ASS'Y	D1357019	PAPER EXIT UNIT:ASS'Y	U016	181	1	O/O			
201705-03	1705 Modification	-	D1492716	DC SOLENOID:PICKUP:NO.1:ASS'Y	D2616686	DC SOLENOID:PICKUP:NO.2:ASS'Y	U007_S002	241	1	X/O			
			D1492716	DC SOLENOID:PICKUP:NO.1:ASS'Y	D2616686	DC SOLENOID:PICKUP:NO.2:ASS'Y	U007_S003	241	1	X/O			
201705-04	1705 Modification	-	D1364089	PRESSURE SUB-UNIT:STRIPPER PLATE:UNI:ASS'Y	D1364389	PRESSURE UNIT:STRIPPER PLATE:UNI:ASS'Y	U015_S005_S004	269	1	X/O			
201705-06	1705 Modification	-	D6832911	GUIDE PLATE:PULL OUT:LOWER	D6832914	GUIDE PLATE:PULL OUT:LOWER	U003_S001	180	1	O/O			
201705-07	1705 Modification	-			D2605100	SD-CARD:NICE:APPLICATION:ASS'Y	U019	101	1				
201705-08	1705 Modification	A			AA082173	PLAIN SHAFT BEARING:6X10X6	U018_S012	36	1				
					AA082173	PLAIN SHAFT BEARING:6X10X6	U018_S012	36	1				

Design Change List

Number	Title	Set	Old Part		New Part		Index No.		Q'ty	Interchg		Reason	Cut-in S/N
			P/N	Name	P/N	Name	Group	ID		Indiv.	Set		
					AA082173	PLAIN SHAFT BEARING:6X10X6	U018_S009	36	1				
					AA082173	PLAIN SHAFT BEARING:6X10X6	U018_S009	36	1				
					AA082173	PLAIN SHAFT BEARING:6X10X6	U018_S010	36	1				
					AA082173	PLAIN SHAFT BEARING:6X10X6	U018_S010	36	1				
					AA082173	PLAIN SHAFT BEARING:6X10X6	U018_S011	36	1				
					AA082173	PLAIN SHAFT BEARING:6X10X6	U018_S011	36	1				
201705-09	1705 Modification	A	D1361327	DRUM STAY:PAPER FEED SUB-UNIT:NO.2:PEEN	D1361328	DRUM STAY:PAPER FEED SUB-UNIT:NO.2	U018_S012	104	1	X/X			
201705-10	1705 Modification	A	D1361347	(NA/EU/AA):DRUM STAY:PAPER FEED SUB-UNIT:NO.2	D1361328	DRUM STAY:PAPER FEED SUB-UNIT:NO.2	U018_S009	104	1	X/X			
			D1361347	(NA/EU/AA):DRUM STAY:PAPER FEED SUB-UNIT:NO.2	D1361328	DRUM STAY:PAPER FEED SUB-UNIT:NO.2	U018_S010	104	1	X/X			
			D1361347	(NA/EU/AA):DRUM STAY:PAPER FEED SUB-UNIT:NO.2	D1361328	DRUM STAY:PAPER FEED SUB-UNIT:NO.2	U018_S011	104	1	X/X			
201704-01	1704 Modification	-	D1382853	MANUAL FEED TABLE:250:ASS'Y	D1382864	MANUAL FEED TABLE:250:ASS'Y	U006_S004_S002	173	1	X/O			
201704-02	1704 Modification	-			D1361206	HOUSING:DRIVE	U010_S001	133	1				

Design Change List

Number	Title	Set	Old Part		New Part		Index No.		Q'ty	Interchg		Reason	Cut-in S/N
			P/N	Name	P/N	Name	Group	ID		Indiv.	Set		
		-				:INTERMEDIATE TRANSFER							
201704-03	1704 Modification	-	D1382863	MANUAL FEED U NIT:250:ASS'Y	D1382870	MANUAL FEED U NIT:250:ASS'Y	U006_S004	191	1	O/O			
201703-01	1703 Modification	-	D1367097	GATE:REVERSE EXIT:FRONT	D1357037	GATE:REVERSE EXIT:FRONT	U016_S003	141	4	X/O			
201703-02	1703 Modification	-	D1367098	GATE:REVERSE EXIT:REAR	D1357038	GATE:REVERSE EXIT:REAR	U016_S003	142	3	X/O			
201703-03	1703 Modification	-			D1363105	SEAL:TONER CA TCHPAN:AUXILIA RY	U009_S005	97	1				
					D1363105	SEAL:TONER CA TCHPAN:AUXILIA RY	U009_S005	97	1				
					D1363105	SEAL:TONER CA TCHPAN:AUXILIA RY	U009_S008	97	1				
					D1363105	SEAL:TONER CA TCHPAN:AUXILIA RY	U009_S008	97	1				
					D1363105	SEAL:TONER CA TCHPAN:AUXILIA RY	U009_S011	97	1				
					D1363105	SEAL:TONER CA TCHPAN:AUXILIA RY	U009_S011	97	1				
					D1363105	SEAL:TONER CA TCHPAN:AUXILIA RY	U009_S014	97	1				
					D1363105	SEAL:TONER CA TCHPAN:AUXILIA RY	U009_S014	97	1				

Design Change List

Number	Title	Set	Old Part		New Part		Index No.		Q'ty	Interchg		Reason	Cut-in S/N
			P/N	Name	P/N	Name	Group	ID		Indiv.	Set		
		-				TCHPAN:AUXILIA RY							
201702-01	1702 Modification	-	D1381455	COVER:TONER SUPPLY SUB-UN IT	D1381456	COVER:TONER SUPPLY SUB-UN IT	U001	74	1	X/O			
201701-01	1701 Modification	-	D1361459	INNER COVER:F RONT MIDDLE:L EFT	D1371459	INNER COVER:F RONT MIDDLE:L EFT	U001	47	1	X/O			
201701-03	1701 Modification	-	D0745100	SD-CARD:NICE:R EGI:ASS'Y	D0745101	SD-CARD:NICE:R EGI2:ASS'Y	U019	99	1	X/O			
201701-04	1701 Modification	-			D2612714	SHEET:LEVER	U006_S004	190	1				
201612-02	1612 Modification	-	D1362447	SEAL:BLADE:AP PLY:REAR	D2582447	SEAL:BLADE:AP PLY:REAR	U009_S006	59	1	O/O			
							U009_S009	59	1				
							U009_S012	59	1				
							U009_S015	59	1				
201612-03	1612 Modification	-			D1362265	HOLDER:ELECT RIC POTENTIAL SENSOR:ASS'Y	U009_S001	96	1	X/O	Old part number: D0143655,Int:x/o		
							U009_S002	96	1				
							U009_S003	96	1				
							U009_S004	96	1				
201612-04	1612 Modification	-			D1366167	STAY:BRACKET: TENSION:ASS'Y	U010_S001	132	1				
201612-05	1612 Modification	-			D1384087	FUSING SUB-UNI T:SEPARATION: OPEN AND CLOS E:SUB-ASS'Y	U015_S005 _S001	286	1				
201612-06	1612 Modification	-			11050109	CORD KEEP	U021	106	1				
201612-07	1612 Modification	-	D0143655	ELECTRIC POTE NTIAL SENSOR			U009_S001	21	1				
							U009_S002	21	1				
							U009_S003	21	1				
							U009_S004	21	1				

Design Change List

Number	Title	Set	Old Part		New Part		Index No.		Q'ty	Interchg		Reason	Cut-in S/N
			P/N	Name	P/N	Name	Group	ID		Indiv.	Set		
201611-01	1611 Modification	-	AA043669	TIMING BELT:40 S2M158	AA043710	SYNCHRONOUS BELT:40S2M158	U003_S001	41	1	O/O			
201611-02	1611 Modification	-	D1366793	INNER COVER:LED:LENGTHWISE:RIGHT FRONT	D2586752	INNER COVER:LED:RIGHT FRONT	U007	205	1	X/O			
201611-03	1611 Modification	-	D1362498	HOLDER:PCU	D2582492	HOLDER:PCU	U022	17	1	O/O			
201611-04	1611 Modification	-	AA143555	SCREW - M3X5	AA143599	STEPPED SCREW:M3:ROUND POINT	U006	38	1	X/O			
201611-05	1611 Modification	-	D1366976	SEAL:DRUM STAY:FRONT	D2576953	SEAL:DRUM STAY:FRONT	U021_S002	89	4	O/O			
201611-06	1611 Modification	-	D1364231	BRACKET:SHAFT:HEAT ROLLER:TURN:FEELER	D2584321	BRACKET:SHAFT:TURN:FEELER	U015_S005	177	1	O/O			
201611-07	1611 Modification	-	D1363490	RECEPTACLE:DEVELOPMENT VIAS:ASS'Y	D2583490	RECEPTACLE:DEVELOPMENT VIAS:ASS'Y	U009	80	1	O/O			
			D1363490	RECEPTACLE:DEVELOPMENT VIAS:ASS'Y	D2583490	RECEPTACLE:DEVELOPMENT VIAS:ASS'Y	U009	80	1	O/O			
			D1363490	RECEPTACLE:DEVELOPMENT VIAS:ASS'Y	D2583490	RECEPTACLE:DEVELOPMENT VIAS:ASS'Y	U009	80	1	O/O			
			D1363490	RECEPTACLE:DEVELOPMENT VIAS:ASS'Y	D2583490	RECEPTACLE:DEVELOPMENT VIAS:ASS'Y	U009	80	1	O/O			
201611-08	1611 Modification	-			D1364528	POSITIONING SENSOR:DUPLEX:ASS'Y	U017_S001	130	1				
201610-01	1610 Modification	-	D1381473	BRACKET:UPPE	D2611473	BRACKET:UPPE	U001	80	1	X/O			

Design Change List

Number	Title	Set	Old Part		New Part		Index No.		Q'ty	Interchg		Reason	Cut-in S/N
			P/N	Name	P/N	Name	Group	ID		Indiv.	Set		
		-		R FRONT:RIGHT		R FRONT:RIGHT							
201610-02	1610 Modification	-	D1381474	BRACKET:UPPER FRONT:LEFT	D2611474	BRACKET:UPPER FRONT:LEFT	U001	81	1	X/O			
201610-03	1610 Modification	-	D1387250	GUIDE PLATE:POST:ARM:OPERATION SUB-UNIT	D2617252	GUIDE PLATE:POST:ARM:OPERATION PANEL	U022	33	1	X/O			
201609-01	1609 Modification	-	AF032046	SEPARATION ROLLER - MANUAL FEED	AF032053	ROLLER:SEPARATE:MANUAL FEED	U006_S004	49	1	O/O			
201608-01	1608 Modification	-	D1495686	PCB:DCSW	D1775686	PCB:DCSW	U019	97	1	O/O			
201608-02	1608 Modification	-	D1362401	DRUM LUBRICANT SUPPLY ROLLER:ASS'Y	D2582402	OIL SUPPLY ROLLER:ASS'Y	U009_S006	47	1	O/O			
			D1362401	DRUM LUBRICANT SUPPLY ROLLER:ASS'Y	D2582402	OIL SUPPLY ROLLER:ASS'Y	U009_S009	47	1	O/O			
			D1362401	DRUM LUBRICANT SUPPLY ROLLER:ASS'Y	D2582402	OIL SUPPLY ROLLER:ASS'Y	U009_S012	47	1	O/O			
			D1362401	DRUM LUBRICANT SUPPLY ROLLER:ASS'Y	D2582402	OIL SUPPLY ROLLER:ASS'Y	U009_S015	47	1	O/O			
201608-03	1608 Modification	-	D1491317	HOLDER:GLASS:CLEANER:ASS'Y	D2581317	HOLDER:GLASS:CLEANER:ASS'Y	U022	49	1	O/O			
201608-04	1608 Modification	-			D1384200	FILM:WEB:DRIVE SUB-UNIT:A	U015	283	1				
201608-05	1608 Modification	-			D1384201	FILM:WEB:DRIVE SUB-UNIT:B	U015	284	1				
201608-06	1608 Modification	-			D2231381	DECAL:EXPOSURE GLASS:CLEAR	U022	68	1				

Design Change List

Number	Title	Set	Old Part		New Part		Index No.		Q'ty	Interchg		Reason	Cut-in S/N
			P/N	Name	P/N	Name	Group	ID		Indiv.	Set		
		-				NING							
201607-01	1607 Modification	-	04543006N	TAPPING SCRE W:ROUND POINT :3X6			U001	1	6				
201607-02	1607 Modification	-			04543006N	TAPPING SCRE W:ROUND POINT :3X6	U001	1	1				
					04543006N	TAPPING SCRE W:ROUND POINT :3X6	U001	1	1				
					04543006N	TAPPING SCRE W:ROUND POINT :3X6	U001_S001	1	1				
201607-03	1607 Modification	-			04543008N	TAPPING SCRE W:ROUND POINT :3X8	U001	104	3				
							U006_S004	189	7				
							U007	305	11				
					04543008N	TAPPING SCRE W:ROUND POINT :3X8	U001	104	1				
				04543008N	TAPPING SCRE W:ROUND POINT :3X8	U001	104	1					
				04543008N	TAPPING SCRE W:ROUND POINT :3X8	U001	104	1					
				04543008N	TAPPING SCRE W:ROUND POINT :3X8	U001	104	1					
201607-04	1607 Modification	-	D1366998	SEAL:DUCT:BEL T CLEANING:VA CUUM	D2576969	SEAL:DUCT:BEL T CLEANING:VA CUUM	U020_S004	113	1	X/O			
201606-01	1606 Modification	-	D1356716	PAPER TRAY:AS S'Y	D1356757	PAPER TRAY:AS S'Y	U007_S013	126	1	O/O			

Design Change List

Number	Title	Set	Old Part		New Part		Index No.		Q'ty	Interchg		Reason	Cut-in S/N
			P/N	Name	P/N	Name	Group	ID		Indiv.	Set		
201606-04	1606 Modification	-			D1357074	GEAR:ROLLER:HEAT PIPE	U016	180	1				
							U016_S001	180					
201606-05	1606 Modification	-			D1364223	ADJUSTING PIN: POSITIONING:HEAT ROLLER:FRONT	U015_S005	281	1				
201605-01	1605 Modification	-	AW020198	PHOTOINTERRUPTOR:LG2A14NL1	AW020224	PHOTOINTERRUPTOR:GP1A173L CSVF	U003_S001	61	1	O/O			
201605-02	1605 Modification	-	AW020203	PHOTOINTERRUPTOR:GP1A173L CS2F	AW020224	PHOTOINTERRUPTOR:GP1A173L CSVF	U003_S001	61	1	O/O			
			AW020203	PHOTOINTERRUPTOR:GP1A173L CS2F	AW020224	PHOTOINTERRUPTOR:GP1A173L CSVF	U003_S001	61	1	O/O			
			AW020203	PHOTOINTERRUPTOR:GP1A173L CS2F	AW020224	PHOTOINTERRUPTOR:GP1A173L CSVF	U003_S001	61	1	O/O			
			AW020203	PHOTOINTERRUPTOR:GP1A173L CS2F	AW020224	PHOTOINTERRUPTOR:GP1A173L CSVF	U003_S001	61	1	O/O			
			AW020203	PHOTOINTERRUPTOR:GP1A173L CS2F	AW020224	PHOTOINTERRUPTOR:GP1A173L CSVF	U003_S001	61	1	O/O			
			AW020203	PHOTOINTERRUPTOR:GP1A173L CS2F	AW020224	PHOTOINTERRUPTOR:GP1A173L CSVF	U003_S001	61	1	O/O			
			AW020203	PHOTOINTERRUPTOR:GP1A173L CS2F	AW020224	PHOTOINTERRUPTOR:GP1A173L CSVF	U003_S001	61	1	O/O			

Design Change List

Number	Title	Set	Old Part		New Part		Index No.		Q'ty	Interchg		Reason	Cut-in S/N
			P/N	Name	P/N	Name	Group	ID		Indiv.	Set		
		-	AW020203	PHOTOINTERRU PTOR:GP1A173L CS2F	AW020224	PHOTOINTERRU PTOR:GP1A173L CSVF	U003_S001	61	1	O/O			
201605-03	1605 Modification	-	D1356715	PAPER TRAY:NO .4:ASS'Y	D1356756	PAPER TRAY:NO .4:ASS'Y	U007_S012	125	1	O/O			
201605-04	1605 Modification	-			D1366667	HOLDER:POSITI ONING:VERTICA L TRANSPORT	U007	304	1				
201605-05	1605 Modification	-	D1382551	REGISTRATION ROLLER:ASS'Y	D1382552	REGISTRATION ROLLER:PRO:AS S'Y	U006_S003	185	1	O/O			
201605-06	1605 Modification	-			D1361025	MECHANICAL D RIVE SECTION:O N-OFF:INTERME DIATE TRANSFE R:ASS'Y	U018_S002	135	1				
201604-01	1604 Modification	-			D6834414	SPACER:EXIT R OLLER	U003_S001	239	1				
					D6834414	SPACER:EXIT R OLLER	U003_S001	239	1				
					D6834414	SPACER:EXIT R OLLER	U003_S001	239	1				
					D6834414	SPACER:EXIT R OLLER	U003_S001	239	1				
201603-01	1603 Modification	A	D1364216	BUSHING:HEAT ROLLER:SHAFT	D2584467	BUSHING:HEAT ROLLER:SHAFT	U015_S005	174	2	X/O			
201603-02	1603 Modification	A	07250150E	RETAINING RING C - M15	07250140E	RETAINING RING (C TYPE) - M14	U015_S005	11	1	X/O			
			07250150E	RETAINING RING C - M15	07250140E	RETAINING RING (C TYPE) - M14	U015_S005	11	1	X/O			

Design Change List

Number	Title	Set	Old Part		New Part		Index No.		Q'ty	Interchg		Reason	Cut-in S/N
			P/N	Name	P/N	Name	Group	ID		Indiv.	Set		
201603-03	1603 Modification	A	D1364454	HEAT ROLLER:ASSY	D2584460	HEAT ROLLER:ASSY	U015_S005_S002	278	1	X/O			
201603-04	1603 Modification	-			D1366039	SEAL:FIX:HARNESS:DENSITY SENSOR	U010_S001	131	1				
					D1366039	SEAL:FIX:HARNESS:DENSITY SENSOR	U010_S001	131	1				
					D1366039	SEAL:FIX:HARNESS:DENSITY SENSOR	U010_S001	131	1				
201603-05	1603 Modification	-	D1361216	DC MOTOR:ON-OFF:TRANSFER:5.28W:BRUSH	D1361212	DC MOTOR:ON-OFF:TRANSFER:ASSY	U018_S002	84	1	X/O			
201603-06	1603 Modification	-			D1365978	BRACKET:HDD	U019_S002	100	1				
201603-07	1603 Modification	-			D1357092	GUIDE PLATE:HEAT PIPE:LEFT:ASSY	U016_S001_S001	179	1				
201603-08	1603 Modification	-	D1387224	(EU):OPERATION SUB-UNIT:ASSY	D1387228	(EU):OPERATION SUB-UNIT:ASSY	U002_S004	15	1	O/O			
201603-09	1603 Modification	-	D1384176	FUSING UNIT:ASSY	D1384195	FUSING UNIT:ASSY	U015	277	1	X/O			
201601-01	1601 Modification	-	AA043599	TIMING BELT - 60S3M588	AA043714	TIMING BELT:60S3M588	U007_S014	48	1	O/O			
							U007_S016	48	1				
							U007_S017	48	1				
							U007_S018	48	1				
201601-03	1601 Modification	-	D1364450	HEAT ROLLER:ASSY	D1364454	HEAT ROLLER:ASSY	U015_S005	274	1	X/O			
201601-04	1601 Modification	-			D2581091	SHEET:GUIDE:HARNES	U021	105	1				

Design Change List

Number	Title	Set	Old Part		New Part		Index No.		Q'ty	Interchg		Reason	Cut-in S/N
			P/N	Name	P/N	Name	Group	ID		Indiv.	Set		
		-			D2581091	SHEET:GUIDE:H ARNESS	U021	105	1				
201601-05	1601 Modification	-	AX060460	DRIVE UNIT:ON- OFF:PRESSURE ROLLER	AX060510	DRIVE SUB-UNIT :ON-OFF:PRESS URE ROLLER	U018_S018	66	1	X/O			
201601-06	1601 Modification	-	D1384162	FUSING UNIT:PR O:ASS'Y	D1384176	FUSING UNIT:AS S'Y	U015	275	1	X/O			
201512-02	1512 Modification	-	D1441085	STEPPED SCRE W:M3			U001	94	2				
201509-01	1509 Modification	-	AW500024	PUSH SWITCH	AW500041	PUSH SWITCH:P APER SIZE SENS OR	U007	75	2	X/O			
201509-02	1509 Modification	-	D0596729	TORSION SPRIN G:STOPPER:PAP ER TRAY	D1356748	TORSION SPRIN G:STOPPER:TAN DEM TRAY	U007	95	1	O/O			
201509-03	1509 Modification	-	D1376210	TRANSFER/SEP ARATION UNIT:A SS'Y	D1376211	TRANSFER/SEP ARATION UNIT:P RO:ASS'Y	U012_S001	32	1	X/O			
201509-04	1509 Modification	-			D1941761	SHEET:INDICATI NG HOLE ON A B OARD:NICE:GRA Y:ASS'Y	SPECIAL T OOLS	14	1				
201509-05	1509 Modification	-			D1941764	SHEET:INDICATI NG HOLE ON A B OARD:NICE:BLA CK:ASS'Y	SPECIAL T OOLS	15	1				
201509-06	1509 Modification	-			D1941767	COVER:NICE:WH ITE	SPECIAL T OOLS	16	1				
201508-01	1508 Modification	-			D0745100	SD-CARD:NICE:R EGI:ASS'Y	U019	99	1				

Design Change List

Number	Title	Set	Old Part		New Part		Index No.		Q'ty	Interchg		Reason	Cut-in S/N
			P/N	Name	P/N	Name	Group	ID		Indiv.	Set		
201508-02	1508 Modification	-	D1387395	PCB:OP-R:ASS'Y	D1387370	PCB:OP-R:USB:ASS'Y	U002_S002	46	1	O/O			
			D1387395	PCB:OP-R:ASS'Y	D1387370	PCB:OP-R:USB:ASS'Y	U002_S003	46	1	O/O			
			D1387395	PCB:OP-R:ASS'Y	D1387370	PCB:OP-R:USB:ASS'Y	U002_S004	46	1	O/O			
			D1387395	PCB:OP-R:ASS'Y	D1387370	PCB:OP-R:USB:ASS'Y	U002_S005	46	1	O/O			
201508-03	1508 Modification	-			D1357084	INNER COVER:HEAT PIPE:REAR:ASS'Y	U016_S001	178	1				
							U016_S002	178	1				
201507-02	1507 Modification	-	D1364148	GRIP:SEPARATION:OPEN AND CLOSE	D1364159	GRIP:SEPARATION:OPEN AND CLOSE	U015_S005_S001		1	X/O			
201507-03	1507 Modification	-	D1357546	(CHN/EU/AA):TANDEM TRAY:RIGHT:EU:ASS'Y	D1357560	(CHN/EU/AA):TANDEM TRAY:RIGHT:EU:ASS'Y	U007_S019	301	1	O/O			
			D1357546	(CHN/EU/AA):TANDEM TRAY:RIGHT:EU:ASS'Y	D1357560	(CHN/EU/AA):TANDEM TRAY:RIGHT:EU:ASS'Y	U007_S020	301	1	O/O			
			D1357546	(CHN/EU/AA):TANDEM TRAY:RIGHT:EU:ASS'Y	D1357560	(CHN/EU/AA):TANDEM TRAY:RIGHT:EU:ASS'Y	U007_S021	301	1	O/O			
201507-04	1507 Modification	-			D1364119	SUPPORTING PLATE:LEVER:PRESSURE:REAR	U015_S005	270	1				
201507-05	1507 Modification	-	D1384156	FUSING UNIT:ASS'Y	D1384162	FUSING UNIT:PRO:ASS'Y	U015	245	1	X/O			
201507-06	1507 Modification	-			D1364120	SUPPORTING PLATE:LEVER:PRE	U015_S005	271	1				

Design Change List

Number	Title	Set	Old Part		New Part		Index No.		Q'ty	Interchg		Reason	Cut-in S/N
			P/N	Name	P/N	Name	Group	ID		Indiv.	Set		
		-				SSURE:FRONT							
201506-02	1506 Modification	-			D1361552	STAY:COVER:FRONT MIDDLE	U021	104	1				
201506-03	1506 Modification	-	D1363882	TENSION SPRING:PRESSURE:TRANSPORT BELT UNIT	D1353882	TENSION SPRING:PRESSURE:TRANSPORT BELT UNIT	U014	29	2	X/O			
201506-04	1506 Modification	-	D6834411	TRAY:EXIT	D6834418	TRAY:EXIT	U003_S001	209	1	X/O			
201506-05	1506 Modification	-	D1363507	COLLECTION BOTTLE:ASS'Y	D1363508	COLLECTION BOTTLE:ASS'Y	U013_S003	54	1	O/O			
201505-01	1505 Modification	-	D1365101	PCB:BCU:SUB-ASS'Y	D1365151	PCB:BCU:SUB-ASS'Y	U019	50	1	X/O			
201505-02	1505 Modification	-	D1366485	SEAL:CASE:BRUSH:FRONT	D1356485	SEAL:CASE:BRUSH:FRONT	U011_S001	53	1	X/O			
201505-03	1505 Modification	-	D1366486	SEAL:CASE:BRUSH:REAR	D1356486	SEAL:CASE:BRUSH:REAR	U011_S001	54	1	X/O			
201505-04	1505 Modification	-	D1495370	HARNESS:FFC:BCU:IPU:IF50	D1495387	HARNESS:FFC:BCU:IPU:IF50	A6(1/13)		1	O/O			
201505-05	1505 Modification	-	D1366295	GUIDE PLATE:ENTRANCE:TRANSFER ROLLER:ASS'Y	D1366298	GUIDE PLATE:ENTRANCE:TRANSFER ROLLER:ASS'Y	U012_S001	26	1	X/O			
201505-06	1505 Modification	A	D6832741	BASE:ORIGINAL TABLE	D6832731	BASE:ORIGINAL TABLE	U003_S001	169	1	O/X			
201505-07	1505 Modification	A	AW020203	PHOTOINTERRUPTOR:GP1A173LCS2F	AW020190	PHOTOINTERRUPTOR:FLAT:7MM	U003_S001	62	1	O/X			
201505-08	1505 Modification	-	D1365905	BRACKET:INDUCTION HEATING UNIT:AC CONTROL	D1375905	BRACKET:INDUCTION HEATING UNIT:AC CONTROL	U019	64	1	X/O			

Design Change List

Number	Title	Set	Old Part		New Part		Index No.		Q'ty	Interchg		Reason	Cut-in S/N
			P/N	Name	P/N	Name	Group	ID		Indiv.	Set		
		-		L BOARD		L BOARD							
201505-09	1505 Modification	-	D1382860	MANUAL FEED U NIT:250:ASS'Y	D1382863	MANUAL FEED U NIT:250:ASS'Y	U006	188	1	X/O			
201505-10	1505 Modification	-	D1381572	CAP:GRIP:PULL OUT	D1381584	CAP:GRIP:PULL OUT	U001	88	1	X/O			
201505-11	1505 Modification	-			D1387248	ARM:OPERATIO N SUB-UNIT:ASS' Y	U002_S001	52	1	X/O			
201504-03	1504 Modification	-	54472681	SNAP RING			U017	22	1				
201504-04	1504 Modification	-	08050089	RETAINING RING - M4	07200040E	RETAINING RING - M4	U003_S001	10	11	X/O			
							U003_S001 _S007	10	1				
							U006_S004	11	10				
							U006_S004 _S002	11	2				
							U007	17	3				
							U007_S012	17	1				
							U007_S013	17	1				
							U007_S014	17	3				
							U007_S015	17	2				
							U007_S016	17	3				
							U007_S017	17	3				
							U007_S018	17	3				
							U007_S019	17	2				
							U007_S020	17	2				
							U007_S021	17	2				
							U008_S001	12	8				
							U011_S001	4	2				
							U013_S003	5	1				
							U015	8	2				

Design Change List

Number	Title	Set	Old Part		New Part		Index No.		Q'ty	Interchg		Reason	Cut-in S/N
			P/N	Name	P/N	Name	Group	ID		Indiv.	Set		
		-					U016	12	1				
							U016_S001	12	1				
							U016_S003	12	1				
							U017	8	2				
							U017_S003	8	4				
201504-06	1504 Modification	-	D1361479	BRACKET:HINGE :COVER:FRONT LOWER	D1371479	BRACKET:HINGE :COVER:FRONT LOWER	U001	61	2	X/O			
201504-08	1504 Modification	-			D1364089	PRESSURE SUB- UNIT:STRIPPER PLATE:UNI:ASS' Y	U015_S005	269	1				
201504-09	1504 Modification	-	D1386402	BELT CLEANING: ASS'Y	D1386403	BELT CLEANING: PRO:ASS'Y	U011_S001	65	1	X/O			
201504-10	1504 Modification	-			04543006Q	TAPPING SCRE W - M3X6	U021	5	1				
201504-11	1504 Modification	-			07200040E	RETAINING RING - M4	U002_S001	6	1				
201503-01	1503 Modification	-	D1365746	HARNESS:OPER ATION SUB-UNIT :ASS'Y	D1355746	HARNESS:CH-C1 :OPERATION SU B-UNIT:ASS'Y	C5(1/13),E5 (1/13)		2	O/O			
201503-02	1503 Modification	-	D1357119	HOLDER:DRIVEN ROLLER:REVER SE:EXIT:REAR	D1387057	HOLDER:DRIVEN ROLLER:REVER SE:EXIT:REAR	U016_S003 _S006	81	1	X/O			
201503-03	1503 Modification	-	D1367053	GUIDE PLATE:D RIVEN:MIDDLE:S HORT:REAR	D1387058	GUIDE PLATE:D RIVEN:MIDDLE:S HORT:REAR	U016_S003	109	2	X/O			
201503-06	1503 Modification	-			D1357110	BRACKET:PROT ECT:PAPER EXIT UNIT	U016	177	1				

Design Change List

Number	Title	Set	Old Part		New Part		Index No.		Q'ty	Interchg		Reason	Cut-in S/N
			P/N	Name	P/N	Name	Group	ID		Indiv.	Set		
201503-07	1503 Modification	-	D1364184	HEAT ROLLER:ASS'Y	D1364450	HEAT ROLLER:ASS'Y	U015_S005	170	1	X/O			
201503-09	1503 Modification	A	D1356621	PAPER FEED UNIT:NO.1:ASS'Y	D1356622	PAPER FEED UNIT:NO.1:ASS'Y	U007	297	1	X/O	X/O		
201503-10	1503 Modification	A	D1356678	FEELER:PAPER END:NO.1	D1356648	FEELER:PAPER END:NO.1	U007_S004	111	1	X/X	X/O		
201503-11	1503 Modification	A	D1357596	(CHN/EU/AA):TANDEM TRAY:RIGHT:ASS'Y	D1357546	(CHN/EU/AA):TANDEM TRAY:RIGHT:EU:ASS'Y	U007	162	1	X/O	X/O		
			D1357596	(CHN/EU/AA):TANDEM TRAY:RIGHT:ASS'Y	D1357546	(CHN/EU/AA):TANDEM TRAY:RIGHT:EU:ASS'Y	U007	162	1	X/O			
			D1357596	(CHN/EU/AA):TANDEM TRAY:RIGHT:ASS'Y	D1357546	(CHN/EU/AA):TANDEM TRAY:RIGHT:EU:ASS'Y	U007	162	1	X/O			
201503-12	1503 Modification	A	D1357597	(NA):TANDEM LEFT:RIGHT:ASS'Y	D1357558	(NA):TANDEM LEFT:RIGHT:NA:ASS'Y				X/O	X/O		
201503-13	1503 Modification	B	D1361461	COVER:RIGHT LOWER	D1351438	COVER:RIGHT LOWER	U001	48	1	X/O	X/O		
201503-14	1503 Modification	B	D1366725	BRACKET:DOOR:VERTICAL TRANSPORT:ASS'Y	D1356728	BRACKET:DOOR:VERTICAL TRANSPORT:ASS'Y	U007	183	1	X/X	X/O		
			D1366725	BRACKET:DOOR:VERTICAL TRANSPORT:ASS'Y	D1356728	BRACKET:DOOR:VERTICAL TRANSPORT:ASS'Y	U007	183	1	X/X			
201503-15	1503 Modification	-	D1387223	(NA/AA):OPERATION SUB-UNIT:ASS'Y	D1387227	(NA/AA):OPERATION SUB-UNIT:CH-C1PRO:NA:ASS'Y	U002_S002	14	1	O/O			

Design Change List

Number	Title	Set	Old Part		New Part		Index No.		Q'ty	Interchg		Reason	Cut-in S/N
			P/N	Name	P/N	Name	Group	ID		Indiv.	Set		
		-	D1387223	(NA/AA):OPERATION SUB-UNIT:ASS'Y	D1387227	(NA/AA):OPERATION SUB-UNIT:CH-C1PRO:NA:ASS'Y	U002_S003	14	1	O/O			
201503-16	1503 Modification	-	D1381860	OPTICAL WRITING UNIT:BK-C:ASS'Y	D1381862	OPTICAL WRITING SECTION:SERVICE PARTS:BK-C:ASS'Y	U005_S001	11	1	X/O			
201502-01	1502 Modification	-	D1366418	SEAL:SCRAPER:BRUSH	D1356418	SEAL:SCRAPER:BRUSH	U011_S001	31	1	O/O			
201502-03	1502 Modification	-			D1356646	GUIDE:TANDEM TRAY:RIGHT REAR	U007_S021	298	1				
					D1356646	GUIDE:TANDEM TRAY:RIGHT REAR	U007_S020	298	1				
					D1356646	GUIDE:TANDEM TRAY:RIGHT REAR	U007_S019	298	1				
					D1356646	GUIDE:TANDEM TRAY:RIGHT REAR	U007_S015	298	1				
201502-04	1502 Modification	-			D1356647	GUIDE:SIDE FENCE:RIGHT REAR	U007_S021	299	1				
					D1356647	GUIDE:SIDE FENCE:RIGHT REAR	U007_S020	299	1				
					D1356647	GUIDE:SIDE FENCE:RIGHT REAR	U007_S019	299	1				
					D1356647	GUIDE:SIDE FENCE:RIGHT REAR	U007_S015	299	1				

Design Change List

Number	Title	Set	Old Part		New Part		Index No.		Q'ty	Interchg		Reason	Cut-in S/N
			P/N	Name	P/N	Name	Group	ID		Indiv.	Set		
201502-05	1502 Modification	A	AA063717	COMPRESSION SPRING:DRIVEN: EXIT:NO.2	AA063731	COMPRESSION SPRING:DRIVEN: EXIT:CONNECTI NG	U016_S003	34	1	X/X	X/O		
			AA063717	COMPRESSION SPRING:DRIVEN: EXIT:NO.2	AA063731	COMPRESSION SPRING:DRIVEN: EXIT:CONNECTI NG	U016_S003	34	1	X/X			
			AA063717	COMPRESSION SPRING:DRIVEN: EXIT:NO.2	AA063731	COMPRESSION SPRING:DRIVEN: EXIT:CONNECTI NG	U016_S003	34	1	X/X			
			AA063717	COMPRESSION SPRING:DRIVEN: EXIT:NO.2	AA063731	COMPRESSION SPRING:DRIVEN: EXIT:CONNECTI NG	U016_S003	34	1	X/X			
			AA063717	COMPRESSION SPRING:DRIVEN: EXIT:NO.2	AA063731	COMPRESSION SPRING:DRIVEN: EXIT:CONNECTI NG	U016_S003	34	1	X/X			
			AA063717	COMPRESSION SPRING:DRIVEN: EXIT:NO.2	AA063731	COMPRESSION SPRING:DRIVEN: EXIT:CONNECTI NG	U016_S003	34	1	X/X			
			AA063717	COMPRESSION SPRING:DRIVEN: EXIT:NO.2	AA063731	COMPRESSION SPRING:DRIVEN: EXIT:CONNECTI NG	U016_S003	34	1	X/X			
			AA063717	COMPRESSION SPRING:DRIVEN: EXIT:NO.2	AA063731	COMPRESSION SPRING:DRIVEN: EXIT:CONNECTI NG	U016_S003	34	1	X/X			

Design Change List

Number	Title	Set	Old Part		New Part		Index No.		Q'ty	Interchg		Reason	Cut-in S/N
			P/N	Name	P/N	Name	Group	ID		Indiv.	Set		
				EXIT:NO.2		EXIT:CONNECTI NG							
201502-06	1502 Modification	A	D1357198	ROLLER:DRIVEN :REVERSE:EXIT	D1387051	ROLLER:DRIVEN :NO.1:SHORT	U016_S003	102	1	X/X	X/O		
			D1357198	ROLLER:DRIVEN :REVERSE:EXIT	D1387051	ROLLER:DRIVEN :NO.1:SHORT	U016_S003	102	1	X/X			
			D1357198	ROLLER:DRIVEN :REVERSE:EXIT	D1387051	ROLLER:DRIVEN :NO.1:SHORT	U016_S003	102	1	X/X			
			D1357198	ROLLER:DRIVEN :REVERSE:EXIT	D1387051	ROLLER:DRIVEN :NO.1:SHORT	U016_S003	102	1	X/X			
201502-07	1502 Modification	-	D1357008	PAPER EXIT UNI T:ASS'Y	D1357009	PAPER EXIT UNI T:ASS'Y	U016	176	1	X/O			
201502-08	1502 Modification	-	D1357118	HOLDER:DRIVEN ROLLER:REVER SE:EXIT:FRONT	D1387056	HOLDER:DRIVEN ROLLER:REVER SE:EXIT:FRONT	U016_S003 _S006	80	1	X/O			
201502-09	1502 Modification	-	D1367124	HOLDER:DRIVEN ROLLER:REVER SE EXIT	D1387055	HOLDER:DRIVEN ROLLER:REVER SE EXIT	U016_S003 _S006	152	1	X/O			
201502-10	1502 Modification	-	D1367139	HOLDER:DRIVEN ROLLER:EXIT:E XIT	D1387050	HOLDER:DRIVEN ROLLER:EXIT:E XIT	U016_S003	160	1	X/O			
201502-13	1502 Modification	-	D1361465	COVER:LEFT MI DDLE	D1351439	COVER:LEFT MI DDLE	U001	50	1	X/O			
201502-14	1502 Modification	-	D1381452	COVER:FRONT L OWER	D1371452	COVER:FRONT L OWER	U001	103	1	X/O			
201502-15	1502 Modification	-	D1357507	SIDE FENCE:RIG HT REAR:TANDE M LCT			U007_S020	138	1				
			D1357507	SIDE FENCE:RIG HT REAR:TANDE			U007_S019	138	1				

Design Change List

Number	Title	Set	Old Part		New Part		Index No.		Q'ty	Interchg		Reason	Cut-in S/N
			P/N	Name	P/N	Name	Group	ID		Indiv.	Set		
		-		M LCT									
			D1357507	SIDE FENCE:RIG HT REAR:TANDE M LCT			U007_S015	138	1				
			D1357507	SIDE FENCE:RIG HT REAR:TANDE M LCT			U007_S021	138	1				
201502-16	1502 Modification	-	D1357509	SIDE FENCE:RIG HT FRONT:TAND EM LCT			U007_S020	139	1				
			D1357509	SIDE FENCE:RIG HT FRONT:TAND EM LCT			U007_S019	139	1				
			D1357509	SIDE FENCE:RIG HT FRONT:TAND EM LCT			U007_S015	139	1				
			D1357509	SIDE FENCE:RIG HT FRONT:TAND EM LCT			U007_S021	139	1				
201502-17	1502 Modification	-	D4122662	SPACER:GUIDE PLATE:CONTA CT IMAGE SENS R:ENTRANCE	D6833668	SPACER:GUIDE PLATE:CONTA CT IMAGE SENS R:ENTRANCE	U003_S001 _S007_S00 1	84	2	X/O			
201502-19	1502 Modification	-	D1387444	(CHN):(C5110S): DECAL:ENERGY _LABEL			U022	41	1				
201412-01	1412 Modification	-	D1367577	FEELER:PAPER: SET SENSOR:TA NDEM TRAY	D1366799	FEELER:PAPER: SET SENSOR:TA NDEM TRAY	U007_S014	224	1	X/O			
							U007_S016	224	1				
							U007_S017	224	1				
							U007_S018	224	1				

Design Change List

Number	Title	Set	Old Part		New Part		Index No.		Q'ty	Interchg		Reason	Cut-in S/N
			P/N	Name	P/N	Name	Group	ID		Indiv.	Set		
201412-03	1412 Modification	-	D1367180	GUIDE PLATE:EX IT:LEFT LOWER: SUB-ASS'Y	D1387053	GUIDE PLATE:EX IT:LEFT LOWER: SUB-ASS'Y	U016_S003 _S006_S00 2	175	1	X/O			
201412-04	1412 Modification	-	D1357109	GUIDE PLATE:EX IT:LEFT LOWER: ASS'Y	D1387052	GUIDE PLATE:EX IT:LEFT LOWER: ASS'Y	U016_S003 _S006	174	1	X/O			
201412-05	1412 Modification	-	D1367054	GUIDE PLATE:D RIVEN:MIDDLE:S HORT:FRONT	D1387059	GUIDE PLATE:D RIVEN:MIDDLE:S HORT:FRONT	U016_S003	110	2	X/O			
201412-06	1412 Modification	-	D1363212	TORSION SPRIN G:STOPPER:TON ER CARTRIDGE: LEFT	D1363371	TORSION SPRIN G:STOPPER:TON ER CARTRIDGE: LEFT	U008_S001 _S005	50	1	X/O			
							U008_S001 _S006	50	1				
							U008_S001 _S007	50	1				
							U008_S001 _S008	50	1				
201412-08	1412 Modification	-			D1382551	REGISTRATION ROLLER:ASS'Y	U006	185	1				
201409-01	1409 Modification	-	D1367082	GUIDE PLATE:MI DDLE:LEFT	D1367164	GUIDE PLATE:MI DDLE:LEFT	U016_S003	111	1	X/O			
201409-02	1409 Modification	-	D1367083	GUIDE PLATE:EX IT:RIGHT LOWER	D1367129	GUIDE PLATE:EX IT:RIGHT LOWER	U016_S003	104	1	X/O			
201409-03	1409 Modification	A	D1492759	TRANSPORT RO LLER:VERTICAL TRANSPORT:AS S'Y	D1356644	TRANSPORT RO LLER:VERTICAL TRANSPORT:AS S'Y	U007_S004	244	1	X/X			
			D1492759	TRANSPORT RO LLER:VERTICAL TRANSPORT:AS	D1356644	TRANSPORT RO LLER:VERTICAL TRANSPORT:AS	U007_S003	244	1				

Design Change List

Number	Title	Set	Old Part		New Part		Index No.		Q'ty	Interchg		Reason	Cut-in S/N
			P/N	Name	P/N	Name	Group	ID		Indiv.	Set		
				S'Y		S'Y							
			D1492759	TRANSPORT ROLLER:VERTICAL TRANSPORT:ASS'Y	D1356644	TRANSPORT ROLLER:VERTICAL TRANSPORT:ASS'Y	U007_S002	244	1	X/X			
201409-04	1409 Modification	A			D1482702	SPACER:TRANSPORT ROLLER	U007_S003	295	1				
					D1482702	SPACER:TRANSPORT ROLLER	U007_S002	295	1				
					D1482702	SPACER:TRANSPORT ROLLER	U007_S004	295	1				
201409-05	1409 Modification	A			08050104	RETAINING RINGS-E:SILENCER:DI A4	U007_S002	25	1				
					08050104	RETAINING RINGS-E:SILENCER:DI A4	U007_S003	25	1				
					08050104	RETAINING RINGS-E:SILENCER:DI A4	U007_S004	25	1				
201409-06	1409 Modification	B	D1494772	HOLDER:DRIVEN:BELT	D1482675	HOLDER:DRIVEN:BELT	U007_S001	282	1	X/X			
201409-07	1409 Modification	B	D1356699	GUIDE PLATE:FLAT CONVEYER BELT:NO.1	D1356631	GUIDE PLATE:FLAT CONVEYER BELT:NO.1	U007_S001	120	1	X/X			
201409-08	1409 Modification	C	D1494772	HOLDER:DRIVEN:BELT	D1482675	HOLDER:DRIVEN:BELT	U007_S001_S003	282	1	X/X			
			D1494772	HOLDER:DRIVEN:BELT	D1482675	HOLDER:DRIVEN:BELT	U007_S001_S002	282	1	X/X			
			D1494772	HOLDER:DRIVEN:BELT	D1482675	HOLDER:DRIVEN:BELT	U007_S001	282	1	X/X			

Design Change List

Number	Title	Set	Old Part		New Part		Index No.		Q'ty	Interchg		Reason	Cut-in S/N
			P/N	Name	P/N	Name	Group	ID		Indiv.	Set		
				:BELT		:BELT	_S001						
201409-09	1409 Modification	C	D1356701	GUIDE PLATE:FL AT CONVEYER B ELT:NO.2	D1356708	GUIDE PLATE:FL AT CONVEYER B ELT:NO.2	U007_S001 _S003	121	1	X/X			
			D1356701	GUIDE PLATE:FL AT CONVEYER B ELT:NO.2	D1356708	GUIDE PLATE:FL AT CONVEYER B ELT:NO.2	U007_S001 _S002	121	1	X/X			
			D1356701	GUIDE PLATE:FL AT CONVEYER B ELT:NO.2	D1356708	GUIDE PLATE:FL AT CONVEYER B ELT:NO.2	U007_S001 _S001	121	1	X/X			
201409-10	1409 Modification	D			08050089	RETAINING RING - M4	U007	22	1				
201409-11	1409 Modification	D			D1482702	SPACER:TRANS PORT ROLLER	U007	295	1				
201409-12	1409 Modification	D	D1386712	GUIDE PLATE:VE RTICAL TRANSP ORT:CONNECTI NG:THREE WAY	D1386715	GUIDE PLATE:VE RTICAL TRANSP ORT:CONNECTI NG:THREE WAY	U007	236	1	X/O			
201409-13	1409 Modification	D	D1492759	TRANSPORT RO LLER:VERTICAL TRANSPORT:AS S'Y	D1356644	TRANSPORT RO LLER:VERTICAL TRANSPORT:AS S'Y	U007	244	1	X/X			
201409-14	1409 Modification	-	D1366658	PAPER FEED UN IT:NO.1:ASS'Y	D1356621	PAPER FEED UN IT:NO.1:ASS'Y	U007	166	1	X/O			
201409-15	1409 Modification	-	D1356714	BRACKET:DC SO LENOID:REAR:A SS'Y	D1356709	BRACKET:DC SO LENOID:REAR:A SS'Y	U007	124	1	X/O			
201409-16	1409 Modification	-	D1361456	COVER:FRONT L OWER	D1381452	COVER:FRONT L OWER	U001	45	1	X/O			
201409-17	1409 Modification	-	D1361380	DRIVE UNIT:PAP	D1361354	DRIVE UNIT:PAP	U018_S006	122	1	X/O			

Design Change List

Number	Title	Set	Old Part		New Part		Index No.		Q'ty	Interchg		Reason	Cut-in S/N
			P/N	Name	P/N	Name	Group	ID		Indiv.	Set		
		-		ER EXIT SUB-UNIT:ASS'Y		ER EXIT SUB-UNIT:ASS'Y							
201409-18	1409 Modification	-	D1382826	TORSION SPRING:COVER:MANUAL FEED:FRONT	D1382862	TORSION SPRING:COVER:MANUAL FEED:FRONT	U006_S004	156	1	X/O			
201409-19	1409 Modification	-	D1363373	BRACKET:DRAWER:TONER SUPPLY:MAIN	D1363374	BRACKET:DRAWER:TONER SUPPLY:MAIN	U008	78	1	X/O			
201409-20	1409 Modification	-	D1355342	HARNESS:BANK:PAPER VOLUME SENSOR:CONNECTING:THREE WAY	D1355389	HARNESS:BANK:PAPER VOLUME SENSOR:CONNECTING:THREE WAY	D9(4/5)		1	X/O			
201409-21	1409 Modification	-	D1356688	PAPER FEED UNIT:NO.2:ASS'Y	D1356620	PAPER FEED UNIT:NO.2:ASS'Y	U007	115	1	X/O			
			D1356688	PAPER FEED UNIT:NO.2:ASS'Y	D1356620	PAPER FEED UNIT:NO.2:ASS'Y	U007	115	1	X/O			
201409-22	1409 Modification	-			D1356602	GUIDE PLATE:FLAT CONVEYER BELT:NO.2:ASS'Y	U007_S001_S003	294	1				
					D1356602	GUIDE PLATE:FLAT CONVEYER BELT:NO.2:ASS'Y	U007_S001_S002	294	1				
					D1356602	GUIDE PLATE:FLAT CONVEYER BELT:NO.2:ASS'Y	U007_S001_S001	294	1				
201409-23	1409 Modification	-	D1356610	DOOR:VERTICAL TRANSPORT:ASS'Y	D1356612	DOOR:VERTICAL TRANSPORT:ASS'Y	U007_S001	101	1	X/O			
201408-01	1408 Modification	-	D1367108	GUIDE PLATE:EX	D1367180	GUIDE PLATE:EX	U016_S003	143	1	X/O			

Design Change List

Number	Title	Set	Old Part		New Part		Index No.		Q'ty	Interchg		Reason	Cut-in S/N
			P/N	Name	P/N	Name	Group	ID		Indiv.	Set		
		-		IT:LEFT LOWER: SUB-ASS'Y		IT:LEFT LOWER: SUB-ASS'Y	_S006						
201408-02	1408 Modification	-	D1363505	COLLECTION BO TTLE:ASS'Y	D1363506	COLLECTION BO TTLE:ASS'Y				O/O			
201408-03	1408 Modification	-	D1367004	INNER COVER: E XIT:LEFT LOWER :ASS'Y	D1357008	PAPER EXIT UNI T:ASS'Y	U016	134	1	X/O			
201408-04	1408 Modification	A	D1357111	ROLLER:EXIT:MI DDLE:ASS'Y	D1357170	ROLLER:EXIT:MI DDLE:ASS'Y	U016_S003 _S008	74	1	X/X	X/O		
201408-05	1408 Modification	A			07200040E	RETAINING RING - M4	U016_S003	12	1		X/O		
					07200040E	RETAINING RING - M4	U016_S003	12	1				
201408-06	1408 Modification	A	D1357113	ROLLER:REVER SE:ENTRANCE:A SS'Y	D1357169	ROLLER:REVER SE:ENTRANCE:A SS'Y	U016_S003	76	1	X/X	X/O		
201408-07	1408 Modification	A	D1357135	JOINT:EXIT:DRIV E	D1381308	JOINT:EXIT:DRIV E:0.5	U016_S003	88	1	X/X	X/O		
			D1357135	JOINT:EXIT:DRIV E	D1381308	JOINT:EXIT:DRIV E:0.5	U016_S003	88	1	X/X			
201408-08	1408 Modification	A			06320100G	PARALLEL PIN - M2X10	U016_S003	172	1		X/O		
					06320100G	PARALLEL PIN - M2X10	U016_S003	172	1				
201408-09	1408 Modification	B	D1364622	LINK:SHIFT:DUP LEX	D1364681	LINK:SHIFT:DUP LEX	U017	74	1	X/O	X/O		
			D1364622	LINK:SHIFT:DUP LEX	D1364681	LINK:SHIFT:DUP LEX	U017	74	1	X/O			
201408-10	1408 Modification	B	D1364644	GUIDE PLATE:P OSITIONING SEN	D1364673	GUIDE PLATE:P OSITIONING SEN	U017_S001	77	1	X/X	X/O		

Design Change List

Number	Title	Set	Old Part		New Part		Index No.		Q'ty	Interchg		Reason	Cut-in S/N
			P/N	Name	P/N	Name	Group	ID		Indiv.	Set		
				SOR:DUPLEX		SOR:DUPLEX							
201408-11	1408 Modification	B	D1364645	GUIDE:PLATE:POSITIONING SENSOR	D1364674	GUIDE:PLATE:POSITIONING SENSOR	U017_S001	78	1	X/X	X/O		
201408-12	1408 Modification	-	D1367052	GUIDE PLATE:EXIT:LEFT UPPER:ASS'Y			U016_S003_S004	138	1	O/O			
201408-15	1408 Modification	-			D1356294	COIL SPRING:EA RTH:TRANSFER/SEPARATION UNIT:RIGHT:S	U012_S001	34	2				
201408-16	1408 Modification	-			D1366271	CASE:POSITIONING:TRANSFER/SEPARATION UNIT:FRONT	U012_S001	35	1				
201408-17	1408 Modification	-			D1366273	STAY:CASE:RIGHT	U012_S001	36	1				
201408-18	1408 Modification	-			D1366274	STAY:CASE:LOWER	U012_S001	37	1				
201408-19	1408 Modification	-			D1362625	SEAL:REMOVE PAPER DUST	U006_S003_S001	179	1				
201408-20	1408 Modification	-			D1382591	REGISTRATION ROLLER:OPEN AND CLOSE:PRO	U006_S003_S001	180	1	X/O			
201408-21	1408 Modification	-			D1386050	TRANSFER UNIT:INTERMEDIATE TRANSFER:ASS'Y	U010	130	1				
201408-22	1408 Modification	-			D1361321	(CHN):DRIVE UNIT:PAPER FEED S	U018_S012	134	1				

Design Change List

Number	Title	Set	Old Part		New Part		Index No.		Q'ty	Interchg		Reason	Cut-in S/N
			P/N	Name	P/N	Name	Group	ID		Indiv.	Set		
		-				UB-UNIT:NO.2:ASS'Y							
201407-01	1407 Modification	-	D1381464	COVER:MAIN SWITCH	D1381475	COVER:MAIN SWITCH	U001	77	1	X/O			
201407-02	1407 Modification	-			D1386804	DUCT:BELT CLEANING:VACUUM:ASS'Y	U020_S004	123	1				
201407-05	1407 Modification	-	D1357117	GUIDE PLATE:EXIT:LEFT LOWER:ASS'Y	D1357109	GUIDE PLATE:EXIT:LEFT LOWER:ASS'Y	U016_S003	79	1	X/O			
201407-06	1407 Modification	-			D1366360	GUIDE:TRANSFER:INTERMEDIATE TRANSFER:K2:ASS'Y	U010_S001	129	1				
201407-07	1407 Modification	-			D1366340	GUIDE:TRANSFER:INTERMEDIATE TRANSFER:K1:ASS'Y	U010_S001	128	1				
201407-08	1407 Modification	-	D0746659	SHAFT:JOINT:COLLECTION BOTTLE:ASS'Y	D1363667	SHAFT:JOINT:TONER RECYCLING SUB-UNIT:ASS'Y	U013	24	1	X/O			
201407-09	1407 Modification	-	D1361384	SHAFT:DRIVE:PA PER EXIT SUB-UNIT:ENTRANCE:ASS'Y	D1361394	SHAFT:DRIVE:PA PER EXIT SUB-UNIT:ENTRANCE:ASS'Y	U018_S006	123	1	X/O			
201407-10	1407 Modification	-	D1361386	SHAFT:DRIVE:PA PER EXIT SUB-UNIT:ASS'Y	D1361359	SHAFT:DRIVE:PA PER EXIT SUB-UNIT:ASS'Y	U018_S006	124	1	X/O			
201407-11	1407 Modification	-	D1381415	DRUM STAY:AROUND THE PHO	D1381416	DRUM STAY:AROUND THE PHO	U021_S002	95	1	X/O			

Design Change List

Number	Title	Set	Old Part		New Part		Index No.		Q'ty	Interchg		Reason	Cut-in S/N
			P/N	Name	P/N	Name	Group	ID		Indiv.	Set		
		-		TOCONDUCTOR: ASS'Y		TOCONDUCTOR: PRO:ASS'Y							
201407-12	1407 Modification	-			D1363861	VACUUM	U014_S001	31	1				
201407-13	1407 Modification	-			D1363863	SUPPORTING PL ATE:VACUUM	U014_S001	32	1				
201407-14	1407 Modification	-	D1365229	HARNESS:ELEC TRIC POTENTIAL SENSOR:KC:CO NNECTING	D1365239	HARNESS:ELEC TRIC POTENTIAL SENSOR:KC:CO NNECTING:EU	J2(3/5)		1	X/O			
201407-15	1407 Modification	-			D1357543	BRACKET:TRAY: PLATE:UPPER	U007	291	1				
201407-16	1407 Modification	-			D1364204	SIDE PLATE:FUS ING SUB-UNIT:U PPER FRONT:PE EN	U015_S005	267	1				
201407-17	1407 Modification	-	D1382852	MANUAL FEED U NIT:250:ASS'Y	D1382858	MANUAL FEED U NIT:250:ASS'Y				X/O			
201407-18	1407 Modification	A	D1364914	GUIDE PLATE:S WIVEL:RECEIVIN G SUB-UNIT:UPP ER:SUB-ASS'Y	D1364910	GUIDE PLATE:S WIVEL:RECEIVIN G SUB-UNIT:UPP ER:SUB-ASS'Y	U017	112	1	X/X	X/O		
201407-19	1407 Modification	A	D1382783	SIDE FENCE:FR ONT			U006_S004 _S002	131	1	X/X	X/O		
201407-21	1407 Modification	A			07200040	RETAINING RING - M4	U017	129	1	X/O	X/O		
					07200040	RETAINING RING - M4	U017	129	1	X/O			
201407-22	1407 Modification	-	D1365222	HARNESS:ELEC TRIC POTENTIAL SENSOR:MY:CO	D1365238	(-27/-29):HARNE SS:ELECTRIC P OTENTIAL SENS	J2(3/5)		1	X/O			

Design Change List

Number	Title	Set	Old Part		New Part		Index No.		Q'ty	Interchg		Reason	Cut-in S/N
			P/N	Name	P/N	Name	Group	ID		Indiv.	Set		
		-		CONNECTING		OR:MY:CONNECTING:EU							
201406-02	1406 Modification	-			D1361549	STAY:DRUM STAY:FRONT RIGHT	U021	102	1				
201406-03	1406 Modification	-			D1362252	SUPPORTER:PCU:RIGHT	U009	91	1				
201406-04	1406 Modification	-			D1362256	SUPPORTER:PCU	U009	92	3				
201406-05	1406 Modification	-			D1362266	HOLDER:ELECTRIC POTENTIAL SENSOR	U009_S001	93	1				
							U009_S002	93	1				
							U009_S003	93	1				
							U009_S004	93	1				
201406-06	1406 Modification	-			D1363103	TONER CATCHPAN:DEVELOPMENT	U009_S005	94	1				
							U009_S008	94	1				
							U009_S011	94	1				
							U009_S014	94	1				
201406-11	1406 Modification	-	D1387261	HINGE:OPERATION PANEL:ASS'Y			U002_S001	23	1				
201406-12	1406 Modification	-	D1387262	GUIDE PLATE:OPERATION PANEL:ASS'Y			U002_S001	24	1				
0001-201311-50	201311 Modification	-	AA061135	TENSION SPRING:REGISTRATION:DRIVEN:1N	AA061141	TENSION SPRING:REGISTRATION:DRIVEN:1N	U006_S003_S001	26	2	X/X	X/O	Set 0001	
0001-201311-51	201311 Modification	-	AA061131	TENSION SPRING:REGISTRATION:DRIVEN:16N	AA061140	TENSION SPRING:REGISTRATION:DRIVEN:16N				X/X	X/O	Set 0001	
0001-201311-52	201311 Modification	-	D1362613	COLLAR:REGISTRATION:DRIVEN:INNER	D1362619	COLLAR:REGISTRATION:DRIVEN:INNER	U006_S003_S001	74	2	X/X	X/O	Set 0001	

Design Change List

Number	Title	Set	Old Part		New Part		Index No.		Q'ty	Interchg		Reason	Cut-in S/N
			P/N	Name	P/N	Name	Group	ID		Indiv.	Set		
0002-201309-04	201309 Modification	-	D1362603	REGISTRATION ROLLER:DRIVEN	D1362608	REGISTRATION ROLLER:DRIVEN	U006_S003_S001	70	1	X/X	X/O	Set 0002	
0002-201309-05	201309 Modification	-	D1362591	GUIDE PLATE:REGISTRATION:UPPER:ASS'Y	D1362582	GUIDE PLATE:REGISTRATION:UPPER:ASS'Y				X/O	X/O	Set 0002	
0002-201309-06	201309 Modification	-			H5192415	WASHER:MM7.2	U006_S003_S001	120	2		X/O		
0003-201312-06	201312 Modification	-			03530040N	SCREW - M3X4	U020	1	1		O/O	Set 0003 RTBNo. RD135137/RD137176	
					03530040N	SCREW - M3X4	U020	1	1				
0003-201312-07	201312 Modification	-	D1366876	HEAT PIPE:ASS'Y	D1366892	HEAT PIPE:ASS'Y	U020	60	1	X/O	O/O	Set 0003 RTBNo. RD135137/RD137176	
0003-201312-08	201312 Modification	-			D1366466	BRACKET:GUARD:BELT CLEANING	U020	45	1		O/O	Set 0003 RTBNo. RD135137/RD137176	
0005-201312-06	201312 Modification	-	D1364825	TENSION SPRING:DRIVEN:REVERSE:DUPLEX:OUTER	D1364846	TENSION SPRING:DRIVEN:REVERSE:DUPLEX:OUTER	U017_S004	110	4	X/X	X/O	Set 0005 RTBNo. RD137132	
0005-201312-07	201312 Modification	-	D1364837	TENSION SPRING:DRIVEN:REVERSE:DUPLEX:MIDDLE	D1364841	TENSION SPRING:DRIVEN:REVERSE:DUPLEX:MIDDLE	U017_S004	109	2	X/X	X/O	Set 0005 RTBNo. RD137132	
0005-201312-08	201312 Modification	-	D1364826	HOLDER:PRESSURE:RADIAL BALL BEARING:REVERSE	D1364838	HOLDER:PRESSURE:RADIAL BALL BEARING:REVERSE	U017_S004	108	6	X/O	X/O	Set 0005 RTBNo. RD137132	
0005-201312-12	201312 Modification	-	AF020795	TRANSPORT ROLLER:DRIVE:REV	AF020797	TRANSPORT ROLLER:DRIVE:REV	U017_S004	32	1	X/X	X/O	Set 0005 RTBNo. RD13713	

Design Change List

Number	Title	Set	Old Part		New Part		Index No.		Q'ty	Interchg		Reason	Cut-in S/N
			P/N	Name	P/N	Name	Group	ID		Indiv.	Set		
		-		ERSE:ASS'Y		ERSE:ASS'Y						2	
0006-201311-53	201311 Modification	-	AA140945	SHAFT:LOCK:PULL OUT	AA140946	SHAFT:LOCK:PULL OUT	U021	37	1	X/X	X/O	Set 0006	
0006-201311-54	201311 Modification	-	D1361583	FEELER:PULL OUT:LOCK	D1351583	FEELER:PULL OUT:LOCK	U021	52	1	X/X	X/O	Set 0006	
0007-201311-13	201311 Modification	-	D1357194	SHEET:TRANSPORT:DUPLEX:MIDDLE:NO.5	D1364867	SHEET:TRANSPORT:DUPLEX:MIDDLE:NO.5	U017_S002	50	1	X/O	X/O	Set 0007	
0007-201311-14	201311 Modification	-	D1357193	SHEET:TRANSPORT:DUPLEX:MIDDLE:NO.4	D1364866	SHEET:TRANSPORT:DUPLEX:MIDDLE:NO.4	U017_S002	49	1	X/O	X/O	Set 0007	
0007-201311-15	201311 Modification	-	D1357192	SHEET:TRANSPORT:DUPLEX:MIDDLE:NO.3	D1364865	SHEET:TRANSPORT:DUPLEX:MIDDLE:NO.3	U017_S002	48	1	X/O	X/O	Set 0007	
0007-201311-16	201311 Modification	-	D1357191	SHEET:TRANSPORT:DUPLEX:MIDDLE:NO.2	D1364864	SHEET:TRANSPORT:DUPLEX:MIDDLE:NO.2	U017_S002	47	2	X/O	X/O	Set 0007	
0007-201311-17	201311 Modification	-	D1357190	SHEET:TRANSPORT:DUPLEX:MIDDLE:NO.1	D1364863	SHEET:TRANSPORT:DUPLEX:MIDDLE:NO.1	U017_S002	46	2	X/O	X/O	Set 0007	
0007-201311-18	201311 Modification	-	D1357188	SHEET:TRANSPORT:DUPLEX:EXIT:REAR MIDDLE	D1364862	SHEET:TRANSPORT:DUPLEX:EXIT:REAR MIDDLE	U017_S002	45	1	X/O	X/O	Set 0007	
0007-201311-19	201311 Modification	-	D1357187	SHEET:TRANSPORT:DUPLEX:EXIT:FRONT MIDDLE	D1364861	SHEET:TRANSPORT:DUPLEX:EXIT:FRONT MIDDLE	U017_S002	44	1	X/O	X/O	Set 0007	
0008-201401-05	201401 Modification	-			07200040E	RETAINING RING - M4	U016_S003_S007	12	1		X/O	Set 0008	
					07200040E	RETAINING RING	U016_S003	12	1				

Design Change List

Number	Title	Set	Old Part		New Part		Index No.		Q'ty	Interchg		Reason	Cut-in S/N
			P/N	Name	P/N	Name	Group	ID		Indiv.	Set		
		-				- M4	_S007						
					07200040E	RETAINING RING - M4	U016_S003 _S007	12	1				
					07200040E	RETAINING RING - M4	U016_S003 _S007	12	1				
0008-201401-06	201401 Modification	-	AF040071	ROLLER:EXIT:EXIT	AF040076	ROLLER:EXIT:EXIT	U016_S003 _S007	59	1	X/X	X/O	Set 0008	
0008-201401-07	201401 Modification	-	D1367190	SHAFT:EXIT:EXIT:ASS'Y	D1357115	SHAFT:EXIT:EXIT:ASS'Y	U016_S003 _S007_S001	77	1	X/X	X/O	Set 0008	
0008-201401-08	201401 Modification	-	D1357146	SHEET:TRANSPORT:REVERSE:EXIT	D1364874	SHEET:TRANSPORT:REVERSE:EXIT	U016_S003 _S004	131	1	X/X	X/O	Set 0008 RTBNo. RD135134/RD137131 This part is included in D1367052. Please replace it with D1364875, D1364876, D1364877, D1367192, AF040076, D1357115, and 07200040E	
0008-201401-09	201401 Modification	-	D1357147	SHEET:TRANSPORT:REVERSE:EXIT:REAR	D1364875	SHEET:TRANSPORT:REVERSE:EXIT:REAR	U016_S003 _S004	132	1	X/X	X/O	Set 0008 RTBNo. RD135134/RD137131 This part is included in D1367052. Please replace it with D1364874, D1364876, D1364877, D1367192, AF	

Design Change List

Number	Title	Set	Old Part		New Part		Index No.		Q'ty	Interchg		Reason	Cut-in S/N
			P/N	Name	P/N	Name	Group	ID		Indiv.	Set		
												040076, D1357115, and 07200040E	
0008-201401-10	201401 Modification	-	D1357148	SHEET:TRANSPORT:REVERSE:EXIT:FRONT	D1364876	SHEET:TRANSPORT:REVERSE:EXIT:FRONT	U016_S003_S004	133	1	X/X	X/O	Set 0008 RTBNo. RD135134/RD137131 This part is included in D1367052. Please replace it with D1364874, D1364875, D1364877, D1367192, AF040076, D1357115, and 07200040E	
0008-201401-11	201401 Modification	-	D1367102	GUIDE PLATE:EXIT:LEFT UPPER	D1364877	GUIDE PLATE:EXIT:LEFT UPPER	U016_S003_S004	117	1	X/X	X/O	Set 0008 RTBNo. RD135134/RD137131 This part is included in D1367052. Please replace it with D1364874, D1364875, D1364876, D1367192, AF040076, D1357115, and 07200040E	
0008-201401-12	201401 Modification	-	D1367188	STOPPER:ROLLER:EXIT:EXIT	D1367192	STOPPER:ROLLER:EXIT:EXIT	U016_S003_S007	119	4	X/X	X/O	Set 0008	
0008-201401-13	201401 Modification	-	D1367094	GUIDE PLATE:EXIT:LEFT UPPER:ASS'Y			U016_S003_S004	113	1	X/X	X/O	Set 0008 RTBNo. RD135134/RD137131 This part includes	

Design Change List

Number	Title	Set	Old Part		New Part		Index No.		Q'ty	Interchg		Reason	Cut-in S/N
			P/N	Name	P/N	Name	Group	ID		Indiv.	Set		
												D1364874, D1364875, D1364876 and D1364877. Please replace it only with AF040076, D1367192, D1357115 and 07200040E.	
0009-201401-14	201401 Modification	-	D1367183	ROLLER:REVERSE EXIT:ASS'Y	D1357112	ROLLER:REVERSE:EXIT:ASS'Y	U016_S003_S009	75	1	X/X	X/O	Set 0009	
0009-201401-15	201401 Modification	-	D1367110	GUIDE PLATE:EXIT:LEFT LOWER:ASS'Y	D1357117	GUIDE PLATE:EXIT:LEFT LOWER:ASS'Y	U016_S003	79	1	X/X	X/O	Set 0009 RTBNo. RD135134/RD137131 This part includes D1357118, D1357119 and D1357198. Please replace it only with D1367053, D1367054, D1367076, D1367026, D1367082, D1367163, D1357111 and D1357114.	
0009-201401-16	201401 Modification	-	D1367113	HOLDER:DRIVEN ROLLER:REVERSE:EXIT:FRONT	D1357118	HOLDER:DRIVEN ROLLER:REVERSE:EXIT:FRONT	U016_S003_S006	80	1	X/X	X/O	Set 0009 RTBNo. RD135134/RD137131 This part is included in D1357117. Please replace it	

Design Change List

Number	Title	Set	Old Part		New Part		Index No.		Q'ty	Interchg		Reason	Cut-in S/N
			P/N	Name	P/N	Name	Group	ID		Indiv.	Set		
												with D1367053, D1367054, D1367076, D1367026, D1367082, D1367163, D1357198, D1357119, D1357111 and D1357114	
0009-201401-17	201401 Modification	-	D1367114	HOLDER:DRIVEN ROLLER:REVERSE:EXIT:REAR	D1357119	HOLDER:DRIVEN ROLLER:REVERSE:EXIT:REAR	U016_S003	81	1	X/X	X/O	Set 0009 RTBNo. RD135134/RD137131 This part is included in D1357117. Please replace it with D1367053, D1367054, D1367076, D1367026, D1367082, D1367163, D1357118, D1357198, D1357111 and D1357114	
0009-201401-18	201401 Modification	-	D1357161	ROLLER:DRIVEN:NO.1:SHORT	D1357198	ROLLER:DRIVEN:REVERSE:EXIT	U016_S003	102	4	X/X	X/O	Set 0009 RTBNo. RD135134/RD137131 This part is included in D1357117. Please replace it with D1367053, D1367054, D1367076, D1367026, D1367082, D1367163	
						U016_S003	102	4					

Design Change List

Number	Title	Set	Old Part		New Part		Index No.		Q'ty	Interchg		Reason	Cut-in S/N
			P/N	Name	P/N	Name	Group	ID		Indiv.	Set		
												3, D1357118, D1357119, D1357111 and D1357114	
0009-201401-19	201401 Modification	-	D1364858	SHEET:TRANSPORT:MIDDLE:UPPER:FRONT REAR	D1364871	SHEET:TRANSPORT:MIDDLE:UPPER:FRONT REAR	U016_S003_S003	128	2	X/X	X/O	Set 0009 RTBNo. RD135134/RD137131 This part is included in D1367026. Please replace it with D1367053, D1367054, D1367076, D1364872, D1364873, D1367082, D1367163, D1357117, D1357111 and D1357114	
0009-201401-20	201401 Modification	-	D1364859	SHEET:TRANSPORT:MIDDLE:UPPER:MIDDLE SIDEWAYS	D1364872	SHEET:TRANSPORT:MIDDLE:UPPER:MIDDLE SIDEWAYS	U016_S003_S003	129	2	X/X	X/O	Set 0009 RTBNo. RD135134/RD137131 This part is included in D1367026. Please replace it with D1367053, D1367054, D1367076, D1364871, D1364873, D1367082, D1367163, D1357117, D1357111 and D1357114	
0009-201401	201401 Modification	-	D1364860	SHEET:TRANSP	D1364873	SHEET:TRANSP	U016_S003	130	1	X/X	X/O	Set 0009	

Design Change List

Number	Title	Set	Old Part		New Part		Index No.		Q'ty	Interchg		Reason	Cut-in S/N
			P/N	Name	P/N	Name	Group	ID		Indiv.	Set		
1-21	on	-		ORT:MIDDLE:UP PER:MIDDLE		ORT:MIDDLE:UP PER:MIDDLE	_S003					RTBNo. RD13513 4/RD137131 This part is included in D1367026. Please replace it with D1367053, D1367054, D1367076, D1364871, D1364872, D1367082, D1367163, D1357117, D1357111 and D1357114	
0009-201401-22	201401 Modification	-	D1367028	GUIDE PLATE:EX IT:MIDDLE:ASS'Y	D1367026	GUIDE PLATE:EX IT:MIDDLE:ASS'Y				X/X	X/O	Set 0009 RTBNo. RD13513 4/RD137131 This part includes D1364871, D1364872 and D1364873. Please replace it only with D1367053, D1367054, D1367076, D1367082, D1367163, D1357117, D1357111 and D1357114.	
0009-201401-23	201401 Modification	-			D1367053	GUIDE PLATE:D RIVEN:MIDDLE:S HORT:REAR	U016_S003	109	1		X/O	Set 0009	
					D1367053	GUIDE PLATE:D	U016_S003	109	1				

Design Change List

Number	Title	Set	Old Part		New Part		Index No.		Q'ty	Interchg		Reason	Cut-in S/N
			P/N	Name	P/N	Name	Group	ID		Indiv.	Set		
		-				RIVEN:MIDDLE:SHORT:REAR							
0009-201401-24	201401 Modification	-			D1367054	GUIDE PLATE:DRIVEN:MIDDLE:SHORT:FRONT	U016_S003	110	1			Set 0009	
					D1367054	GUIDE PLATE:DRIVEN:MIDDLE:SHORT:FRONT	U016_S003	110	1				
0009-201401-25	201401 Modification	-	D1357087	GUIDE PLATE:MIDDLE	D1367076	GUIDE PLATE:MIDDLE	U016_S001_S002	70	1	X/X	X/O	Set 0009	
0009-201401-26	201401 Modification	-	D1367088	GUIDE PLATE:MIDDLE:LEFT	D1367082	GUIDE PLATE:MIDDLE:LEFT	U016_S003	111	1	X/X	X/O		
0009-201401-27	201401 Modification	-	D1367096	SHAFT:GATE:REVERSE EXIT	D1367163	SHAFT:GATE:REVERSE EXIT	U016_S003	112	1	X/X	X/O	Set 0009	
0009-201401-28	201401 Modification	-	D1367181	ROLLER:EXIT:MIDDLE:ASS'Y	D1357111	ROLLER:EXIT:MIDDLE:ASS'Y	U016_S003	74	1	X/X	X/O	Set 0009	
0010-201401-30	201401 Modification	-			D1367077	STAY:PAPER EXIT UNIT:RIGHT LOWER	U016_S003	103	1		X/O	Set 0010	
0010-201401-31	201401 Modification	-	D1367084	GUIDE PLATE:EXIT:RIGHT LOWER	D1367083	GUIDE PLATE:EXIT:RIGHT LOWER	U016_S003	104	1	X/X	X/O	Set 0010	
0010-201401-32	201401 Modification	-	D1367185	ROLLER:REVERSE:ENTRANCE:ASS'Y	D1357113	ROLLER:REVERSE:ENTRANCE:ASS'Y	U016_S003	76	1	X/X	X/O	Set 0010	
201410-01	1410 Modification	-	D1363506	COLLECTION BOTTLE:ASS'Y	D1363507	COLLECTION BOTTLE:ASS'Y	U013	51	1	O/O			
201410-02	1410 Modification	-	D1367026	GUIDE PLATE:EXIT:MIDDLE:ASS'Y	D1367027	GUIDE PLATE:EXIT:MIDDLE:ASS'Y	U016_S003_S003	105	1	X/O			
201410-03	1410 Modification	-	D1357593	(NA):TANDEM LEFT:ASS'Y	D1357599	(NA):TANDEM LEFT:NA:ASS'Y	U007_S014	161	1	X/O			

Design Change List

Number	Title	Set	Old Part		New Part		Index No.		Q'ty	Interchg		Reason	Cut-in S/N
			P/N	Name	P/N	Name	Group	ID		Indiv.	Set		
201410-04	1410 Modification	-	D1357592	(CHN/EU/AA):TANDEM LCT:LEFT:ASS'Y	D1357598	(CHN/EU/AA):TANDEM LCT:LEFT:EU:ASS'Y	U007_S018	160	1	X/O			
			D1357592	(CHN/EU/AA):TANDEM LCT:LEFT:ASS'Y	D1357598	(CHN/EU/AA):TANDEM LCT:LEFT:EU:ASS'Y	U007_S017	160	1	X/O			
			D1357592	(CHN/EU/AA):TANDEM LCT:LEFT:ASS'Y	D1357598	(CHN/EU/AA):TANDEM LCT:LEFT:EU:ASS'Y	U007_S016	160	1	X/O			
201410-05	1410 Modification	-	AA061140	TENSION SPRING:REGISTRATION:DRIVEN:16N	AA061202	TENSION SPRING:REGISTRATION:DRIVEN:10N	U006_S003_S001	25	2	X/O			
201410-06	1410 Modification	-	D1356681	GUIDE PLATE:SWIVEL:ASS'Y	D1356649	GUIDE PLATE:SWIVEL:ASS'Y	U007	112	1	X/O			
			D1356681	GUIDE PLATE:SWIVEL:ASS'Y	D1356649	GUIDE PLATE:SWIVEL:ASS'Y	U007	112	1	X/O			
			D1356681	GUIDE PLATE:SWIVEL:ASS'Y	D1356649	GUIDE PLATE:SWIVEL:ASS'Y	U007	112	1	X/O			
201410-07	1410 Modification	-			D1367448	(CHN/EU/AA):DECAL:PULL OUT:SET:CAUTION:MANY LANGUAGES	U022	67	1				
					D1367448	(CHN/EU/AA):DECAL:PULL OUT:SET:CAUTION:MANY LANGUAGES	U022	67	1				
					D1367448	(CHN/EU/AA):DECAL:PULL OUT:SET:CAUTION:MANY LANGUAGES	U022	67	1				

Design Change List

Number	Title	Set	Old Part		New Part		Index No.		Q'ty	Interchg		Reason	Cut-in S/N
			P/N	Name	P/N	Name	Group	ID		Indiv.	Set		
201410-08	1410 Modification	-			D1367446	DECAL:CAUTION :PULL OUT:SLID E RAIL:NA	U022	66	1				
201410-09	1410 Modification	A			D1356293	GROUND PLATE: TRANSFER/SEP ARATION UNIT:R IGHT:S	U012_S001	39	1				
201410-10	1410 Modification	A			D1356292	GROUND PLATE: TRANSFER/SEP ARATION UNIT:L OWER:S	U012_S001	38	1				
201410-11	1410 Modification	A			D1366269	CASE:POSITIONI NG:TRANSFER/S EPARATION UNI T:REAR:ASS'Y	U012_S001	40	1				
201410-12	1410 Modification	A			D1366272	CASE:POSITIONI NG:TRANSFER/S EPARATION UNI T:REAR	U012_S001	41	1				
201410-13	1410 Modification	-	AZ240254	POWER SUPPLY UNIT:ECO:200V	AZ240259	POWER SUPPLY UNIT:ECO:200V: 456.4W	U019	37	1	X/O			
201410-15	1410 Modification	-	D1367397	PCB:LCDC:AR2F T:ASS'Y	D1367385	PCB:AR2FT:CH1- C1_OFF:NAAA:A SS'Y	U002_S002	13	1	X/O			
			D1367397	PCB:LCDC:AR2F T:ASS'Y	D1367385	PCB:AR2FT:CH1- C1_OFF:NAAA:A SS'Y	U002_S003	13	1	X/O			
201410-16	1410 Modification	-	D1382820	COVER:MANUAL FEED	D1382861	COVER:MANUAL FEED	U006_S004	151	1	X/O			

Design Change List

Number	Title	Set	Old Part		New Part		Index No.		Q'ty	Interchg		Reason	Cut-in S/N
			P/N	Name	P/N	Name	Group	ID		Indiv.	Set		
201410-17	1410 Modification	-			D1359516	DRAWER UNIT HOLDER	SPECIAL TOOLS	12	1				
201410-18	1410 Modification	-	D1357016	HEAT PIPE:PAPER EXIT SUB-UNIT:ASS'Y			U016	67	1				
201411-02	1411 Modification	-	D1367578	COVER:PAPER:SET SENSOR:TANDEM TRAY	D1366798	COVER:PAPER:SET SENSOR:TANDEM TRAY	U007_S014	225	1	X/O			
							U007_S016	225	1				
							U007_S017	225	1				
							U007_S018	225	1				
201411-03	1411 Modification	-	AA070089	SLIDE RAIL:PULL OUT	AA070093	SLIDE RAIL:PULL OUT	U021	33	2	X/O			
201411-04	1411 Modification	-	D1362582	GUIDE PLATE:REGISTRATION:UPPER:ASS'Y	D1362542	GUIDE PLATE:REGISTRATION:UPPER:ASS'Y	U006_S003_S001	67	1	X/O			
201411-06	1411 Modification	-	M0263343	TORSION SPRING:STOPPER:RIGHT	D1363381	TORSION SPRING:STOPPER:RIGHT	U008_S001_S005	101	1	X/O			
							U008_S001_S006	101	1				
							U008_S001_S007	101	1				
							U008_S001_S008	101	1				
201411-09	1411 Modification	-			D1366656	GUIDE:COUPLING:RELEASE:TANDEM TRAY	U007	296	1	O/O			
201411-10	1411 Modification	-			D0391258	CLEANING FELT:SHIELD GLASS	U001_S003	102	1				
201411-11	1411 Modification	-	D1382858	MANUAL FEED UNIT:250:ASS'Y	D1382860	MANUAL FEED UNIT:250:ASS'Y	U006	182	1	X/O			
201411-14	1411 Modification	-			D0749548	DG CLEANER 5P	SPECIAL T	13	1				

Design Change List

Number	Title	Set	Old Part		New Part		Index No.		Q'ty	Interchg		Reason	Cut-in S/N
			P/N	Name	P/N	Name	Group	ID		Indiv.	Set		
		-				CS/SET	OOLS						
201411-17	1411 Modification	-			D1382866	BRUSH:SIDE FE NCE:FRONT:250	U006_S004 _S002	184	1	X/O			
201501-01	1501 Modification	-	AA071021	SLIDE RAIL:LAR GE CAPACITY T RAY:MIDDLE:AS S'Y	AA071025	SLIDE RAIL:LAR GE CAPACITY T RAY:MIDDLE:AS S'Y	U007	53	1	X/O			
201501-02	1501 Modification	-	D1361468	COVER:RIGHT M IDDLE:UPPER	D1351436	COVER:RIGHT M IDDLE:UPPER	U001	53	1	X/O			
201501-04	1501 Modification	-	D1361470	COVER:RIGHT M IDDLE:REAR	D1351437	COVER:RIGHT M IDDLE:REAR	U001	55	1	X/O			
201501-05	1501 Modification	-	D1351440	COVER:REAR MI DDLE	D1351433	COVER:REAR MI DDLE	U001	23	1	X/O			
201501-06	1501 Modification	-	D1351471	INNER COVER:F RONT LOWER	D1371471	INNER COVER:F RONT LOWER	U001	37	1	X/O			
201501-08	1501 Modification	-			D1363682	SEAL:COVER:SH UTTER:COLLECT ION BOTTLE	U013_S003	52	1				
201501-11	1501 Modification	B			D1366276	LEVER:PRESSU RE:REAR:ASS'Y	U012_S001	43	1				
201501-12	1501 Modification	B			D1366275	LEVER:PRESSU RE:FRONT:ASS'Y	U012_S001	42	1				
201501-13	1501 Modification	-	D1365797	(C5100S):PCB:CT L:ASS'Y	D1365756	(C5100S):SERVI CE PARTS:PCB: CTL:CH-C1A_EX P:ASS'Y	U019	60	1	X/O			
201501-14	1501 Modification	-	D1365798	(C5110S):PCB:CT L:D136/D138:ASS 'Y	D1365757	(C5110S):SERVI CE PARTS:PCB: CTL:CH-C1B_EX P:ASS'Y	U019	61	1	X/O			

Design Change List

Number	Title	Set	Old Part		New Part		Index No.		Q'ty	Interchg		Reason	Cut-in S/N
			P/N	Name	P/N	Name	Group	ID		Indiv.	Set		
201501-15	1501 Modification	-	D1377444	(CHN):(C5100S): DECAL:ENERGY_LABEL	D1377449	(CHN):(C5100S): DECAL:CHINA_ENERGY_LABEL	U022	29	1	X/X			
201510-01	1510 Modification	-	D1383024	TONER SUPPLY UNIT:MAIN:ASS'Y	D1383025	TONER SUPPLY UNIT:MAIN:ASS'Y	U008_S001	94	1	X/O			
201510-02	1510 Modification	-	D7747000	ADF:ASS'Y	D7747001	ADF:ASS'Y	U003_S001	233	1	O/O			
201510-03	1510 Modification	-			D1357559	SPACER:TANDEM TRAY:RIGHT	U007_S015	302	1				
					D1357559	SPACER:TANDEM TRAY:RIGHT	U007_S019	302	1				
					D1357559	SPACER:TANDEM TRAY:RIGHT	U007_S020	302	1				
					D1357559	SPACER:TANDEM TRAY:RIGHT	U007_S021	302	1				
201510-04	1510 Modification	-			D6832913	SHEET:SENSOR:SEPARATION	U003_S001	238	1				
					D6832913	SHEET:SENSOR:SEPARATION	U003_S001	238	1				
201510-05	1510 Modification	-	D0392567	TENSION SPRING:GRIP:LEFT	D1752854	TENSION SPRING:GRIP:LEFT	U007_S012	92	1	O/O			
							U007_S013	92	1				
201511-01	1511 Modification	-	D1357558	(NA):TANDEM LEFT:RIGHT:NA:ASS'Y	D1357563	(NA):TANDEM LEFT:RIGHT:ASS'Y	U007_S015	303	1	O/O			
201511-02	1511 Modification	-			D1364218	SUPPORTING PLATE:SIDE PLATE:HOT ROLLER:REAR	U015_S005	272	1				
201511-03	1511 Modification	-			D1364219	SUPPORTING PLATE:SIDE PLATE:HOT ROLLER:FRONT	U015_S005	273	1				

Design Change List

Number	Title	Set	Old Part		New Part		Index No.		Q'ty	Interchg		Reason	Cut-in S/N
			P/N	Name	P/N	Name	Group	ID		Indiv.	Set		
		-				RONT							

