



**LUOYANG ZHAOXIN
OFFICE FURNITURE**



**Address: Pangcun Industrial Park,
Yibin District, Luoyang City**

**Telephone: 0379-67503555
0379-67500555**

Workbench series





01、 ABOUT US	01
02、 PRODUCT DISPLAY	
01、 BLACK SERIES	02
02、 BLUE SERIES	07
03、 SUCCESSFUL CASES	16

► Company introduction

Luoyang Zhaoxin Office Furniture Co., Ltd. focuses on tool carts and tool cabinets, integrating development, design, production, Sales as one, covering an area of 105 acres.

The products sell well in the domestic market and are exported to the United States, the United Kingdom, Brazil, Argentina, Canada, Australia, Saudi Arabia, India, Qatar, Indonesia, Malaysia and other countries.

Passed ISO9001 international quality management system certification, ISO14001 international environmental management system certification and OHSAS18001 occupational health and safety system certification.

02.Product display-- Black



Product	Workbench combination set
Type	Black and white, black and red, black and blue, customizable
Size	W4557*H1955*D520mm
Thickness	0.8-1.5mm optional
Available colors	RAL or Pantone colors; as per customer request
Total weight	800KGS
Surface	Durable epoxy powder spray
Drawer	Ball bearing slides, drawer slides rated at 80KG
Lock	Various locks can be customized
Materials	High quality cold rolled steel
Top	25mm stainless steel work surface
Structure	Disassembly structure, pre-assembly
Use	Warehouse, Garage, Tool Cart Storage Organizer
Packaging	Multi-layer carton with foam liner

Combination workbench



left cabinet

600*520*1955MM



Seven drawers

673*500*1955MM



Double door cabinet

673*500*1955MM



right cabinet

600*520*1955MM




Electrical cabinet

673*500*1955MM



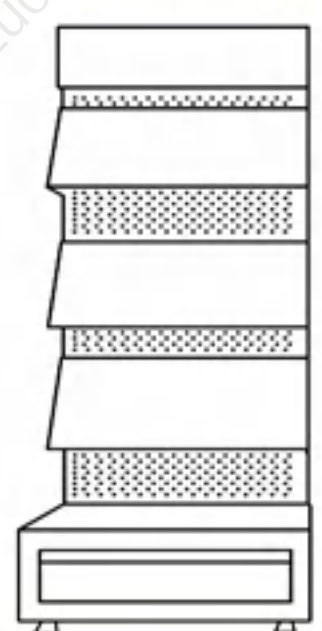
Six drawers

673*500*1955MM



Left display rack

673*500*1955MM



Right display rack

673*500*1955MM

Black and red workbench



left cabinet

600*520*1955MM



Seven drawers

673*500*1955MM



Double door cabinet

673*500*1955MM



right cabinet

600*520*1955MM



Electrical cabinet

673*500*1955MM



Six drawers

673*500*1955MM



roll paper cabinet

673*500*1955MM



Accessories display

Product	Workbench combination set
Type	Black and white, black and red, black and blue, customizable
Size	W4557*H1955*D520mm
Thickness	0.8-1.5mm optional
Available colors	RAL or Pantone colors; as per customer request
Total weight	800KGS
Surface	Durable epoxy powder spray
Drawer	Ball bearing slides, drawer slides rated at 80KG
Lock	Various locks can be customized
Materials	High quality cold rolled steel
Top	25mm stainless steel work surface
Structure	Disassembly structure, pre-assembly
Use	Warehouse, Garage, Tool Cart Storage Organizer
Packaging	Multi-layer carton with foam liner

More styles>>



Tool trolley series>>



7 drawers tool trolley
L710*W500*H960(Height with wheel)



5 drawers tool trolley
L710*W500*H960(Height with wheel)



1 drawers 1 door tool trolley
L670*W480*H900(Height with wheel)



2 drawers 1 door tool trolley
L670*W480*H900(Height with wheel)



3 drawers 1 door tool trolley
L670*W480*H900(Height with wheel)



7 drawers tool trolley
L700*W460*H970(Height with wheel)



5 drawers tool trolley
L700*W460*H970(Height with wheel)



7 drawers tool trolley
L710*W500*H960(Height with wheel)

Tool cart series>>



Three-layer tool cart
760*420*940MM(Height with wheel)



Three-layer tool cart
760*420*940MM(Height with wheel)



Three-layer tool cart
760*420*940MM(Height with wheel)



Three-layer tool cart
760*420*940MM(Height with wheel)



Three-layer tool cart
760*420*940MM(Height with wheel)

Blue-Tool trolley series>>



NAME: TOOL TROLLEY

COLOR:PICTURE COLOR

MATERIALS:SPCC STEEL

CUSTOMIZE: SUPPORT

SIZE:565*572*850MM

CUSTOMIZATION

Tool trolley series>>



4 drawers 1 door tool trolley
1000*500*850MM



5 drawers 1 door tool trolley
1000*500*850MM



5 drawers 1 door tool trolley
1000*500*850MM



4 drawers 1 door tool trolley
1000*500*850MM



5 drawers 1 door hanging board tool trolley
1000*500*850+450MM



4 drawers 1 door hanging board tool trolley
1000*500*850+450MM



4 drawers 1 door hanging board tool trolley
1000*500*850+450MM



5 drawers 1 door hanging board tool trolley
1000*500*850+450MM



4 drawers 1 door hanging board tool trolley
1000*500*850+450MM

Tool Cabinet>>



3 drawer tool cabinet
565*572*680+20MM



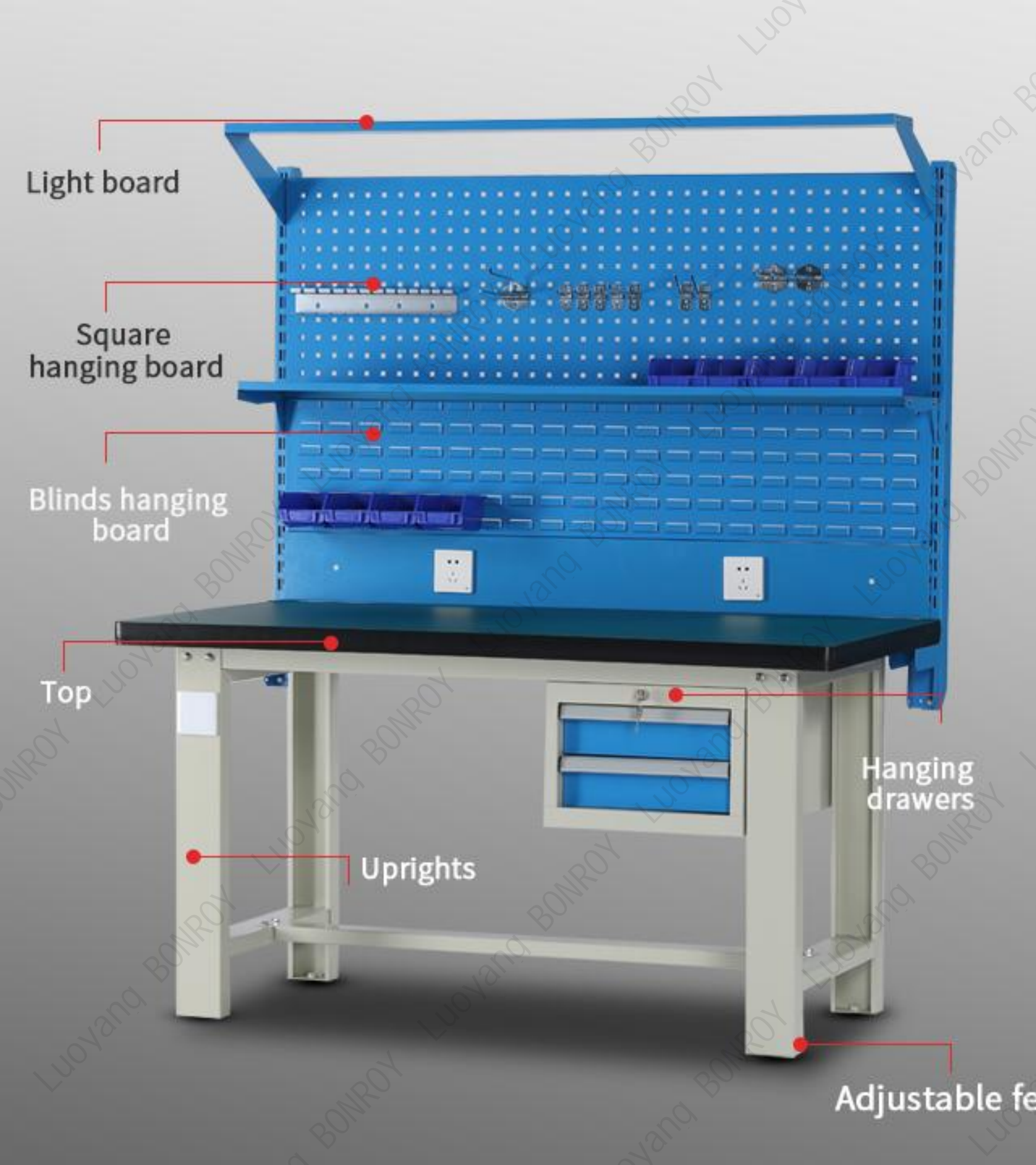
4 drawer tool cabinet
565*572*680+20MM



4 drawer tool cabinet
565*572*680+20MM



2drawers 1 door
tool cabinet
565*572*680+20MM



PRODUCT DISPLAY

Workbench

Name	Heavy workbench
Countertop Thickness	50MM
Color	Blue Grey
Load Bearing	1000KG (Single pump bearing 80KG)
Surface	Electrostatic spraying
Top	Composite countertops, anti-static countertops, beech wood countertops, stainless steel countertops, iron plate countertops, fireproof board countertops
Functional Accessories	Under the table hanging drawer, floor fixed cabinet, light board, louver hanging board, square hole hanging board, 620 hanging board column, 920 hanging board column, hook, multi-functional socket
Product Features	The overall disassembly structure, the upper hanging board desktop is suspended, and the modular accessories can be combined and exchanged arbitrarily.

Workbench>>



Stainless steel table top



Composite desktop



Steel plate table top



Grey siding workbench 01



Grey siding workbench 02



Grey siding workbench 03



Beech wood table top



Workbench-01



Workbench-02



Grey siding workbench 04



Grey siding workbench 05



Grey siding workbench 06



Workbench-03



Workbench-04



Workbench-05



Grey siding workbench 07



Grey siding workbench 08



Grey siding workbench 09

Tool rack>>



Style 01
960*375*1450MM



Style 02
960*375*1450MM



Style 03
960*375*1900MM



Style 04
960*610*1450MM



Style 05
960*610*1450MM




Style 06
960*610*1110MM



Style 07
960*610*1450MM

U-shaped
double-sided
handle>>



Tool Cabinet>>

Grey



Blue



Grey blue tool cabinet
1000*500*1800MM



Grey tool cabinet
1000*500*1800MM



Blue tool cabinet
1000*500*1800MM



Grey blue tool cabinet 01
1000*500*1800MM



Grey blue tool cabinet 02
1000*500*1800MM



Grey blue tool cabinet 03
1000*500*1800MM

- Name: Heavy Tool Cabinet
- Material: Cold rolled steel
- Color: Gray, Blue, Gray-Blue
- Size: 1000*500*1800MM



Grey tool cabinet 01
1000*500*1800MM



Grey tool cabinet 02
1000*500*1800MM



Grey tool cabinet 03
1000*500*1800MM

Successful Cases

