



The best partner for contractors customized lighting!

# PRODUCT CATALOGUE

2024-1 Version

## Gotall Technology (Shenzhen) Co., Ltd

Add:420A, Building B1, Fuhai B3 Section,  
Fuyong Community, Fuyong Street,  
Bao'an District, Shenzhen, China

+86 0769 82287705

www.gotalltech.com



INDUSTRIAL LIGHTING



COMMERCIAL LIGHTING



OFFICE LIGHTING



Gotall technology(shenzhen)Co.,Ltd. is LED lighting manufacturer integrating R&D, production, selling and service with ISO-9001:2015 quality management system certification. The factory was established in 2017, located in Dongguan, Guangdong Province. As a worldwide LED manufacturer, we have various series of led lighting, which including: LED panel light, LED tube light, IP65 LED tri-proof light, LED linear light, LED explosion-proof light, LED purification light, LED germicidal light, LED emergency light, LED UV lamp, LED ceiling lamp, led high-bay lamp, electric remote control lifer for led highbay light , etc. With the CE, ROHS approval and waterproof certification , Eastrong products has been widely applied by customers at home and abroad in shopping mall, convenience stores, warehouses, farms, factory workshops, restaurants, large kitchens, office, and other public places such as schools, stations, subway stations, large cold storage rooms, freezer and furniture cabinets.

Under the developing of these years, we have laid a solid foundation in LED linear light field. In order to supply the high quality and competitive products to all overseas buyers, all our products is strictly controlled on the material procurement, production process and final inspection before delivery, nearly 80% power supply in famous brand such as Osram, Trodnic,meanwell,etc.

The bussniess negotiations from overseas importers and project contractors will be welcome a lot.



Showroom



Production lines



Integrating Sphere



CPM Distribution Photometer Test System

## Why choose us?

*LED Lighting Since 2017*



PROFESSIONAL  
LIGHTING  
SOLUTION PROVIDER



ORIGINAL  
DESIGNER



QUALITY  
DEFENDER



BASE IN CHINA  
GLOBAL DEVELOPING

ODM  
Projects




OEM  
Projects

# Content

## LED Tri-proof Light Series



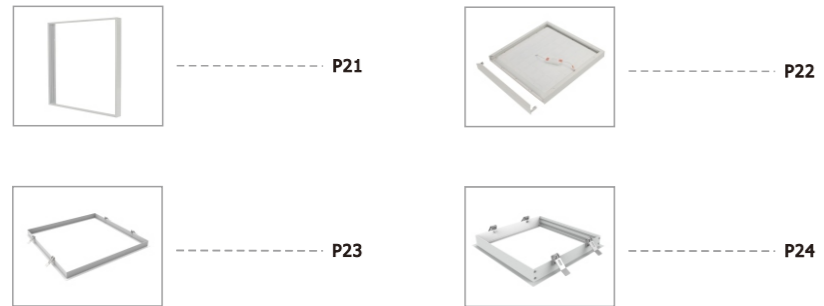
## LED Batten Light Series




## LED Tube Light Series



## LED Panel Light & Frame Kits Series



## UFO LED High Bay Light & Electric Lifter Series



# Tubular LED Tri-proof Light



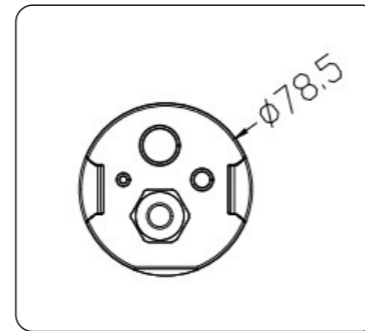
## Key Features

- > Co-extrusion polycarbonate diffuser tube with insert Aluminum
- > High protection level IP66 and IK10
- > Lumen efficiency up to 130lm/w
- > Cylinder-shaped design to be suitable circle concept furnishing style
- > Special tooling free design & convenient wiring
- > Length Option: 600mm/1200mm/1500mm

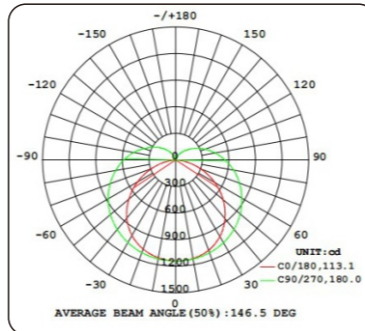
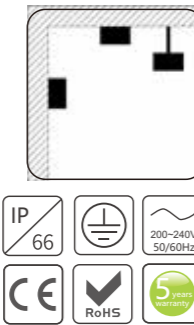
- Standard Switch on/off
- On/Off + DALI Dimming
- On/Off + Motion Sensor
- On/Off + Emergency

## Application

- > Special design for food workshop, airport terminal, Restaurant Kitchen, Car wash shop, Metro station, etc



20W,40W,60W  
2400 - 7800 lm  
3000K,4000K,6000K  
CRI 80 / CRI 90  
Beam Angle:120°  
50,000h L80  
Operation:-15°C~+45°C  
Storage:-25°C~+55°C



# LED Prime Tri-proof Light



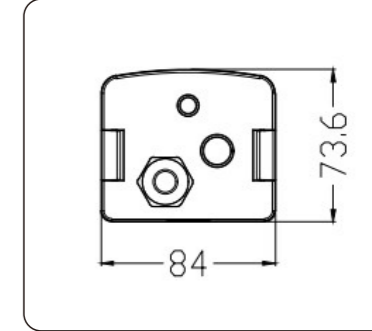
## Key Features

- > Co-extrusion polycarbonate diffuser tube with insert Aluminum
- > High protection level IP66 and IK10
- > Lumen efficiency up to 130lm/w
- > Cube-shaped design to be suitable square concept furnishing style
- > Special tooling free design & convenient wiring
- > Length Option: 600mm/1200mm/1500mm

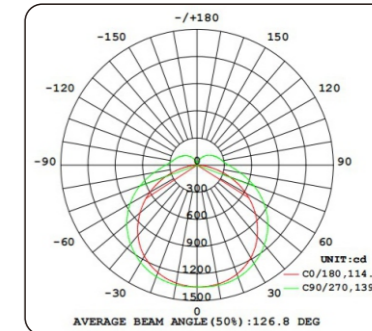
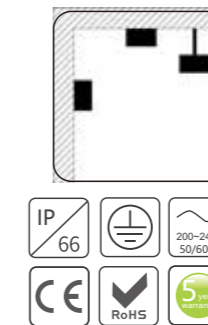
- Standard Switch on/off
- On/Off + DALI Dimming
- On/Off + Motion Sensor
- On/Off + 3H Emergency

## Application

- > Special design for food workshop, airport terminal, Restaurant Kitchen, Car wash shop, Metro station, etc



20W,40W,60W  
2400 - 7800 lm  
3000K,4000K,6000K  
CRI 80 / CRI 90  
Beam Angle:120°  
50,000h L80  
Operation:-15°C~+45°C  
Storage:-25°C~+55°C



Variante	Length	Watt	Lumen	Emergency	CCT	Power Supply	Model NO.
	600 mm	20 W	2400 lm	N/A	3000 K	Tridonic/Osram/BOKE/Lifud	TP006-06C020-W5A02
	600 mm	20 W	2600 lm	N/A	4000 K / 6000 K	Tridonic/Osram/BOKE/Lifud	TP006-06C020-N5A02
	1200 mm	40 W	4800 lm	N/A	3000 K	Tridonic/Osram/BOKE/Lifud	TP006-12C040-W5A02
	1200 mm	40 W	5200 lm	N/A	4000 K / 6000 K	Tridonic/Osram/BOKE/Lifud	TP006-12C040-N5A02
	1500 mm	60 W	7200 lm	N/A	3000 K	Tridonic/Osram/BOKE/Lifud	TP006-15C060-W5A02
	1500 mm	60 W	7800 lm	N/A	4000 K / 6000 K	Tridonic/Osram/BOKE/Lifud	TP006-15C060-N5A02
	1200 mm	40 W	4800 lm	3W 3H	3000 K	Tridonic/Osram/BOKE/Lifud	TP006-12C040-W5A01
	1200 mm	40 W	5200 lm	3W 3H	4000 K / 6000 K	Tridonic/Osram/BOKE/Lifud	TP006-12C040-N5A01
	1500 mm	60 W	7200 lm	4W 3H	3000 K	Tridonic/Osram/BOKE/Lifud	TP006-15C060-W5A01
	1500 mm	60 W	7800 lm	4W 3H	4000 K / 6000 K	Tridonic/Osram/BOKE/Lifud	TP006-15C060-N5A01
<b>Optional</b>							
	Microwave-Sensor	5.8GHz	40 W 1200 mm	BOKE Power Supply			TP006-12C040-N5E01
	DALI / 0-10V Dimming		40 W 1200mm	BOKE Power Supply			TP006-12C040-N5E02
	Accessories: 2pcs*stainless steel suspension kits		1000mm				04-0000082-0000

Variante	Length	Watt	Lumen	Emergency	CCT	Power Supply	Model NO.
	600 mm	20 W	2400 lm	N/A	3000 K	Tridonic/Osram/BOKE/Lifud	TP007-06C020-W5A02
	600 mm	20 W	2600 lm	N/A	4000 K / 6000 K	Tridonic/Osram/BOKE/Lifud	TP007-06C020-N5A02
	1200 mm	40 W	4800 lm	N/A	3000 K	Tridonic/Osram/BOKE/Lifud	TP007-12C040-W5A02
	1200 mm	40 W	5200 lm	N/A	4000 K / 6000 K	Tridonic/Osram/BOKE/Lifud	TP007-12C040-N5A02
	1500 mm	60 W	7200 lm	N/A	3000 K	Tridonic/Osram/BOKE/Lifud	TP007-15C060-W5A02
	1500 mm	60 W	7800 lm	N/A	4000 K / 6000 K	Tridonic/Osram/BOKE/Lifud	TP007-15C060-N5A02
	1200 mm	40 W	4800 lm	3W 3H	3000 K	Tridonic/Osram/BOKE/Lifud	TP007-12C040-W5A01
	1200 mm	40 W	5200 lm	3W 3H	4000 K / 6000 K	Tridonic/Osram/BOKE/Lifud	TP007-12C040-N5A01
	1500 mm	60 W	7200 lm	4W 3H	3000 K	Tridonic/Osram/BOKE/Lifud	TP007-15C060-W5A01
	1500 mm	60 W	7800 lm	4W 3H	4000 K / 6000 K	Tridonic/Osram/BOKE/Lifud	TP007-15C060-N5A01
<b>Optional</b>							
	Microwave-Sensor	5.8GHz	40 W 1200 mm	BOKE Power Supply			TP007-12C040-N5E01
	DALI / 0-10V Dimming		40 W 1200mm	BOKE Power Supply			TP007-12C040-N5E02
	Accessories: 2pcs*stainless steel suspension kits		1000mm				04-0000082-0000

# LED Tri-proof Light


Waterproof IP65

## LED Tri-proof Light

Waterproof

Dustproof

Anti-corrosion

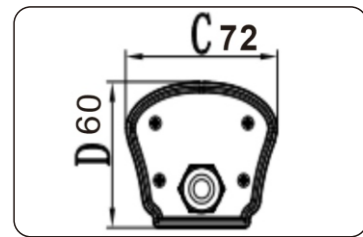


### Key Features

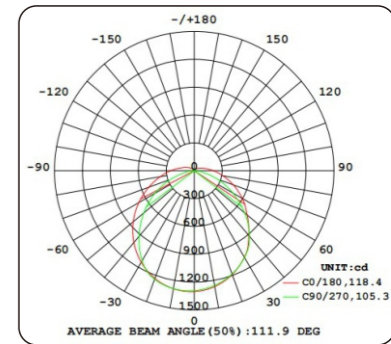
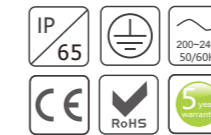
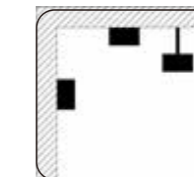
- > Half of aluminum alloy heatsink base and half of PC lampshade.
- > Excellent heat dissipation.
- > IP65 / IK10
- > Can be linked up in series.
- > Low light attenuation (1.5%~3% / year)
- > Length Option: 600mm/1200mm/1500mm
- > Control: Switch ON/OFF, 0~10V / DALI dimming
- > Motion sensor / 3 hours emergency
- > Luminous flux: 100 - 130 lm/W
- > Installation: Ceiling Mounting / Suspension

### Application

- > Parking lots, Supermarket, warehouse, Underground passage, factory.




20W,40W,55W,75W
2500 - 11200 lm
3000K,4000K,6000K
CRI 80 / CRI 90
Beam Angle:120°
50,000h L80
Operation:-15°C~+45°C
Storage:-25°C~+55°C



Variante	Length	Watt	Lumen	Emergency	CCT	Power Supply	Model NO.
	600 mm	20 W	2400 lm	N/A	3000 K	Tridonic/Osram/BOKE/Lifud	TP018-06C020-W5B02
	600 mm	20 W	2600 lm	N/A	4000 K / 6000 K	Tridonic/Osram/BOKE/Lifud	TP018-06C020-N5B02
	1200 mm	40 W	4800 lm	N/A	3000 K	Tridonic/Osram/BOKE/Lifud	TP018-12C040-W5B02
	1200 mm	40 W	5200 lm	N/A	4000 K / 6000 K	Tridonic/Osram/BOKE/Lifud	TP018-12C040-N5B02
	1500 mm	55 W	6600 lm	N/A	3000 K	Tridonic/Osram/BOKE/Lifud	TP018-15C055-W5B02
	1500 mm	55 W	7150 lm	N/A	4000 K / 6000 K	Tridonic/Osram/BOKE/Lifud	TP018-15C055-N5B02
	1500 mm	75 W	9750 lm	N/A	4000 K / 6000 K	Tridonic/Osram/BOKE/Lifud	TP018-15C075-N5B02
	600 mm	20 W	2600 lm	3W 3H	4000 K / 6000 K	Tridonic/Osram/BOKE/Lifud	TP018-06C020-N5B01
	1200 mm	40 W	5200 lm	4W 3H	4000 K / 6000 K	Tridonic/Osram/BOKE/Lifud	TP018-12C040-W5B01
	1500 mm	55 W	9750 lm	4W 3H	4000 K / 6000 K	Tridonic/Osram/BOKE/Lifud	TP018-15C055-N5B01

### Optional

	Microwave-Sensor	5.8GHz	40 W 1200 mm	BOKE Power Supply	TP018-12C040-N5E01
	DALI / 0-10V Dimming		40 W 1200mm	BOKE Power Supply	TP018-12C040-N5E02
	Accessories: 2pcs*stainless steel suspension kits		1000mm		04-00000082-0000



# ECO LED Tri-proof Light Series

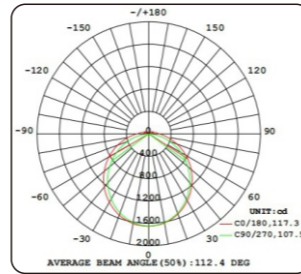


## Key Features

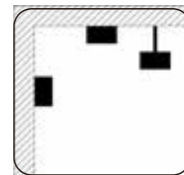
- > A full of Polycarbonate housing.
- > Slim design and excellent heat dissipation.
- > IP65 / IK08
- > Low light attenuation (1.5%~3% / year)
- > Length Option: 600mm/1200mm/1500mm
- > Control: Switch ON/OFF
- > Motion sensor
- > Luminous flux: 100 - 120 lm/W
- > Installation: Ceiling Mounting / Suspension

## Application

- > Parking lots, Supermarket,warehouse, Underground passage,air-port Terminal.

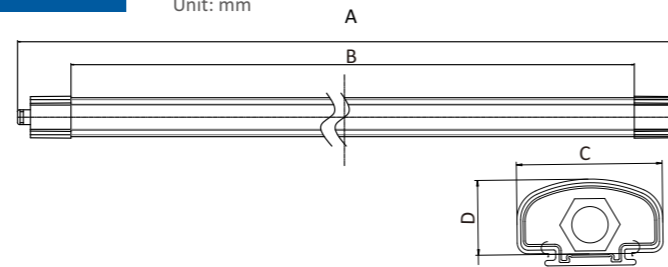


18W,36W,45W
1980 - 4950 lm
3000K,4000K,6000K
CRI 80 / CRI 90
Beam Angle:120°
30,000h L80
Operation:-15°C~ +40°C
Storage:-20°C~ +40°C



## Dimension

Unit: mm



## Product Length

Product Length	A	B	C	D
60cm/2ft	580	456	65	40
120cm/4ft	1180	1056	65	40
150cm/5ft	1480	1356	65	40

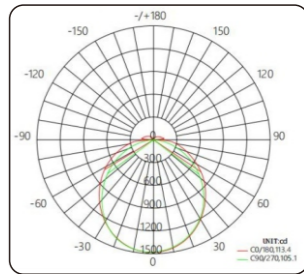


## Key Features

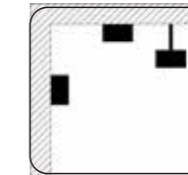
- > A full of Polycarbonate housing.
- > Slim design and excellent heat dissipation.
- > IP65 / IK08
- > Low light attenuation (1.5%~3% / year)
- > Length Option: 600mm/1200mm/1500mm
- > Control: Switch ON/OFF
- > Motion sensor
- > Luminous flux: 120 - 150 lm/W
- > Installation: Ceiling Mounting / Suspension

## Application

- > Parking lots, Supermarket,warehouse, Underground passage,air-port Terminal.

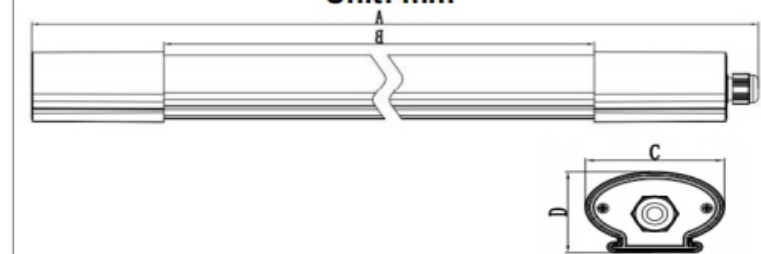


18W,36W,45W
1980 - 5400 lm
3000K,4000K,6000K
CRI 80 / CRI 90
Beam Angle:120°
30,000h L80
Operation:-15°C~ +40°C
Storage:-20°C~ +40°C



## Dimension

Unit: mm



Product Length	A	B	C	D
600mm/2ft	568	493	64.2	44.5
1200mm/4ft	1166	1091	64.2	44.5
1500mm/5ft	1476	1401	64.2	44.5

Variante	Length	Watt	Lumen	Emergency	CCT	LED Driver type	Model NO.
	600 mm	18 W	1800 lm	N/A	3000 K	Built in non-isolated driver	TP011-06C018-W4Q02
	600 mm	18 W	1980 lm	N/A	4000 K / 6000 K	Built in non-isolated driver	TP011-06C018-N4Q02
	1200 mm	36 W	3600 lm	N/A	3000 K	Built in non-isolated driver	TP011-12C036-W4Q02
	1200 mm	36 W	3960 lm	N/A	4000 K / 6000 K	Built in non-isolated driver	TP011-12C036-N4Q02
	1500 mm	45 W	4500 lm	N/A	3000 K	Built in non-isolated driver	TP011-15C045-W4Q02
	1500 mm	45 W	4950 lm	N/A	4000 K / 6000 K	Built in non-isolated driver	TP011-15C045-N4Q02
<b>Optional</b>							
	Microwave-Sensor	5.8GHz	36 W 1200 mm				TP011-12C036-N4Q01
	Accessories: 2pcs*stainless steel suspension kits		1000mm				04-00000082-0000

Variante	Length	Watt	Lumen	Emergency	CCT	LED Driver type	Model NO.
	600 mm	18 W	1980 lm	N/A	3000 K	Built in non-isolated driver	TP019-06C018-W5Q02
	600 mm	18 W	2160 lm	N/A	4000 K / 6000 K	Built in non-isolated driver	TP019-06C018-N5Q02
	1200 mm	36 W	3960 lm	N/A	3000 K	Built in non-isolated driver	TP019-12C036-W5Q02
	1200 mm	36 W	4320 lm	N/A	4000 K / 6000 K	Built in non-isolated driver	TP019-12C036-N5Q02
	1500 mm	45 W	4950 lm	N/A	3000 K	Built in non-isolated driver	TP019-15C045-W5Q02
	1500 mm	45 W	5400 lm	N/A	4000 K / 6000 K	Built in non-isolated driver	TP019-15C045-N5Q02
<b>Optional</b>							
	Microwave-Sensor	5.8GHz	36 W 1200 mm				TP019-12C036-N5Q01
	Accessories: 2pcs*stainless steel suspension kits		1000mm				04-00000082-0000

# LED Tri-proof Light

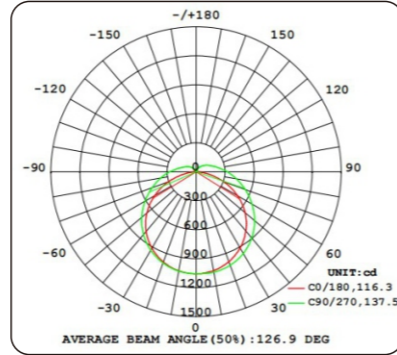


## Key Features

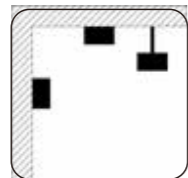
- > Unique design with bi-color full PC body and inner AL heatsink. (A good choice for fridge storage lighting.)
- > IP65 / IK08
- > Can be linked up in series.
- > Low light attenuation (1.5%~3% / year)
- > Length Option: 600mm/1200mm/1500mm
- > Control: Switch ON/OFF
- > Luminous flux: 120 - 150 lm/W
- > Installation: Ceiling Mounting or Suspension.

## Application

- > Cold room, food factory corridor, warehouse, parking lot.

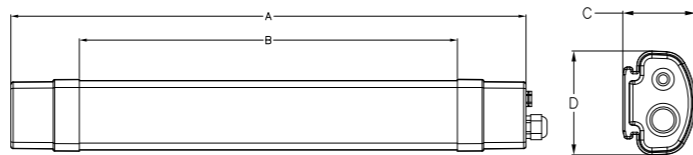


18W,36W,48W
2400 - 12000 lm
3000K,4000K,6000K
CRI 80 / CRI 90
Beam Angle:120°
50,000h L80
Operation:-15°C~ +40°C
Storage:-20°C~ +45°C



## Dimension

Unit: mm



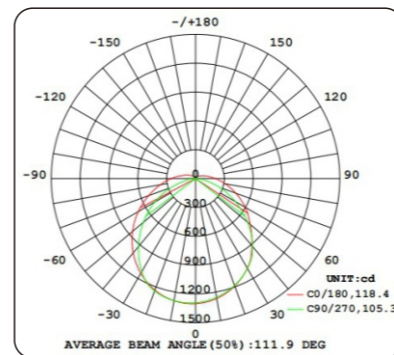
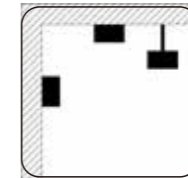
Dimension Spec.	A	B	C	D
60cm/2ft	600	450	55.2	79
120cm/4ft	1200	1050	55.2	79
150cm/5ft	1500	1350	55.2	79

Variante	Length	Watt	Lumen	Emergency	CCT	Flicker	Model NO.
	600 mm	18 W	2200 lm	N/A	3000 K	Flicker/Non-Flicker	TP010-06C018-W5M02
	600 mm	18 W	2400 lm	N/A	4000 K / 6000 K	Flicker/Non-Flicker	TP010-06C018-N5M02
	1200 mm	36 W	4300 lm	N/A	3000 K	Flicker/Non-Flicker	TP010-12C036-W5M02
	1200 mm	36 W	4700 lm	N/A	4000 K / 6000 K	Flicker/Non-Flicker	TP010-12C036-N5M02
	1500 mm	48 W	5700 lm	N/A	3000 K	Flicker/Non-Flicker	TP010-15C048-W5M02
	1500 mm	48 W	6300 lm	N/A	4000 K / 6000 K	Flicker/Non-Flicker	TP010-15C048-N5M02
<b>Optional</b>							
	Microwave-Sensor 5.8GHz			R&D in progress			
	Accessories: 2pcs*stainless steel suspension kits 1000mm			04-0000082-0000			

# LED Non corrosive Fitting



18W,36W,55W,
1980 - 6600 lm
3000K,4000K,6000K
CRI 80 / CRI 90
Beam Angle:120°
50,000h L80
Operation:-15°C~ +40°C
Storage:-20°C~ +45°C




Variante	Length	Watt	Lumen	Emergency	CCT	Dimension	Model NO.
	600 mm	18 W	2160 lm	N/A	4000/6000 K	600*115*105mm	TP015-06C018-N5M02
	1200 mm	36 W	4320 lm	N/A	4000/6000 K	1200*115*105mm	TP015-12C036-N5M02
	1500 mm	48 W	5760 lm	N/A	4000/6000 K	1500*115*105mm	TP015-15C048-N5M02
<b>Optional</b>							
	Microwave-Sensor 5.8GHz						
	Accessories: 2pcs*stainless steel suspension kits 1000mm			04-0000082-0000			

## Product details

### Advanced design

- Diffuse integrated with lighting tray
- Save installation steps and time
- Provide protection on LEDs



**IP66 Waterproof**  
**-40C-50**  
**working temperature**

Mounting Tolerance

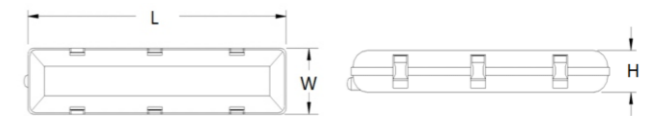
**+/-40MM**



**Connection of power**  
**From Several sides**

## Specification

Unit: mm



Code	L	W	H
TP015-0600mm	600	115	105
TP015-1200mm	1200	115	105
TP015-1500mm	1500	115	105

# Premium T8 LED Batten Light



**HOT**



## Advantage

- > Popular innovative led linear light solution for replacing the traditional lighting to save energy 60-70%
- > Special structure design to save the cost of installation and replacement
- > various function options
- > Widely application range: supermarket, factory, warehouse, car parking garage, etc

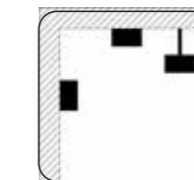
## Key Features

- > 6063-T5 Aluminum heat sink+ high transmittance PC diffuser
- > Demountable structure, easy installation and little maintenance
- > Being convenient to be roof mounted or wall installation directly
- > End or rear cable entry
- > Standard sizes are replacement for T8/T5 fluorescent fitting perfectly
- > Length Options: 600mm 1200mm 1500mm 1800mm

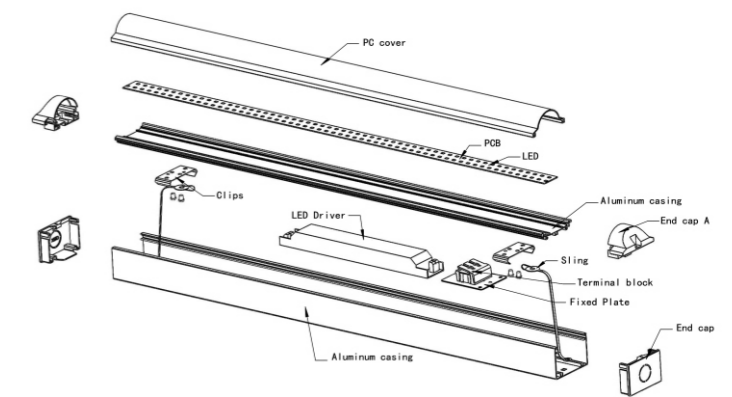
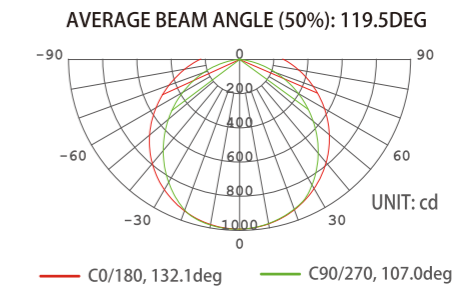
## Optional

- Standard Switch on/off
- On/Off + DALI Dimming
- On/Off+ CCT Switchable
- On/Off+ Power Tunable
- On/Off + Motion Sensor
- On/Off + 3H Emergency

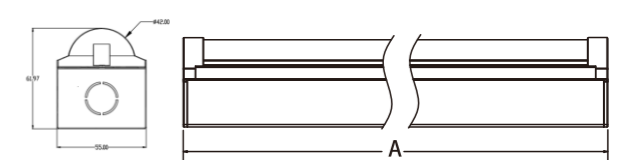
14W,28W,38W,55W (Power Tunable available)
1700 - 8800 lm
3000K,4000K,6000K (CCT Switchable available)
CRI 80 / CRI 90
Beam Angle:120°
50,000h L80
Operation:-15°C~+45°C
Storage:-25°C~+55°C



## Photometry Curve



## Dimension



Unit:mm

Spec.	A	B	C
60cm/2ft	600	55	62
120cm/4ft	1200	55	62
150cm/5ft	1500	55	62

Variante	Length	Watt	Lumen	Emergency	CCT	Power Supply	Model NO.
	600 mm	14 W	1820 lm	N/A	4000 K / 6000 K	Tridonic/Osram/BOKE	BA001-06C014-N5B01
	1200 mm	28 W	3640 lm	N/A	4000 K / 6000 K	Tridonic/Osram/BOKE	BA001-12C028-N5B01
	1200 mm	38 W	4940 lm	N/A	4000 K / 6000 K	Tridonic/Osram/BOKE	BA001-12C038-N5B01
	1500 mm	38 W	4940 lm	N/A	4000 K / 6000 K	Tridonic/Osram/BOKE	BA001-15C038-N5B01
	1500 mm	55 W	7150 lm	N/A	4000 K / 6000 K	Tridonic/Osram/BOKE	BA001-15C055-N5B01
	1800 mm	70 W	9100 lm	N/A	4000 K / 6000 K	Tridonic/Osram/BOKE	BA001-18C070-N5B01
	1200 mm	28 W	3640 lm	3W 3H	4000 K / 6000 K	Tridonic/Osram/BOKE	BA001-12C028-N5B02
	1200 mm	38 W	4940 lm	3W 3H	4000 K / 6000 K	Tridonic/Osram/BOKE	BA001-12C038-N5B02
	1500 mm	38 W	4940 lm	4W 3H	4000 K / 6000 K	Tridonic/Osram/BOKE	BA001-15C038-N5B02
	1500 mm	55 W	7150 lm	4W 3H	4000 K / 6000 K	Tridonic/Osram/BOKE	BA001-15C055-N5B02
<b>Optional</b>							
	Microwave-Sensor	5.8GHz	28/38 W 1200 mm	BOKE Power Supply			BA001-12C038-N5E01
	DALI / 0-10V Dimming		28/38 W 1200mm	BOKE Power Supply			BA001-12C038-N5E02
	CCT Switchable	3000K-4000K-5000K	28/38 W 1200mm	TRIDONIC Power Supply			BA001-12C038-X5B01



# LED Slim Batten Light



## •Key Features

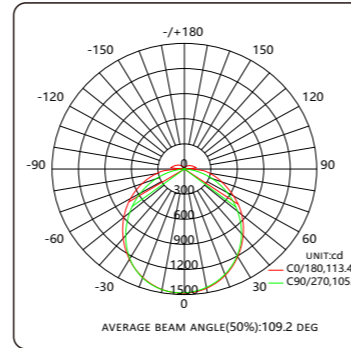
- >6063-T5 Aluminum heat sink+ high transmittance PC diffuser
- >Demountable structure, easy installation and little maintenance
- >Being convenient to be roof mounted or wall installation directly
- >End or rear cable entry
- >The LED technology increases the energy efficiency by up to 90%
- >Standard sizes are replacement for T8/T5 fluorescent fitting perfectly
- >Length Options: 600mm 1200mm 1500mm

## •Optional

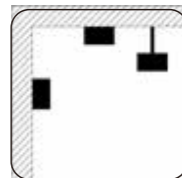
- Standard Switch on/off
- On/Off + DALI Dimming
- On/Off+ CCT Switchable
- On/Off+ Power Tunable
- On/Off + Motion Sensor
- On/Off + 3H Emergency

## •Application

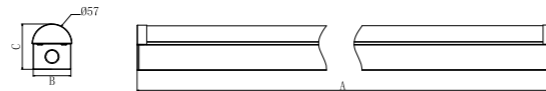
- > Supermarket,Factory/workshop, low-rise warehouse,garage,car parking.



14W,28W,38W,55W (Power Tunable available)
1700 - 8800 lm
3000K,4000K,6000K (CCT Switchable available)
CRI 80 / CRI 90
Beam Angle:120°
50,000h L80
Operation:-15°C~ +45°C
Storage:-25°C~ +55°C



## • Dimension Unit: mm



Length	A	B	C
60cm/2ft	600	55	66
120cm/4ft	1200	55	66
150cm/5ft	1500	55	66

Variante	Length	Watt	Lumen	Emergency	CCT	Power Supply	Model NO.
	600 mm	14 W	1820 lm	N/A	4000 K / 6000 K	Tridonic/Osram/BOKE	BA009-06C014-N5B01
	1200 mm	28 W	3640 lm	N/A	4000 K / 6000 K	Tridonic/Osram/BOKE	BA009-12C028-N5B01
	1200 mm	38 W	4940 lm	N/A	4000 K / 6000 K	Tridonic/Osram/BOKE	BA009-12C038-N5B01
	1500 mm	38 W	4940 lm	N/A	4000 K / 6000 K	Tridonic/Osram/BOKE	BA009-15C038-N5B01
	1500 mm	55 W	7150 lm	N/A	4000 K / 6000 K	Tridonic/Osram/BOKE	BA009-15C055-N5B01
	1200 mm	28 W	3640 lm	3W 3H	4000 K / 6000 K	Tridonic/Osram/BOKE	BA009-12C028-N5B02
	1200 mm	38 W	4940 lm	3W 3H	4000 K / 6000 K	Tridonic/Osram/BOKE	BA009-12C038-N5B02
	1500 mm	38 W	4940 lm	4W 3H	4000 K / 6000 K	Tridonic/Osram/BOKE	BA009-15C038-N5B02
	1500 mm	55 W	7150 lm	4W 3H	4000 K / 6000 K	Tridonic/Osram/BOKE	BA009-15C055-N5B02
<b>Optional</b>							
	Accessories: 2pcs*stainless steel suspension kits 1000mm						04-00000082-0000

# LED Slim Batten Light



## •Key Features

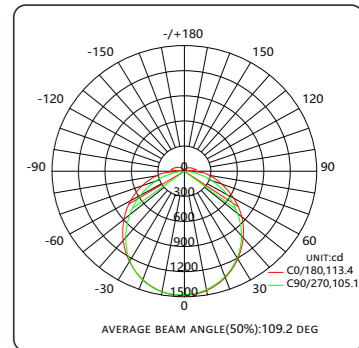
- >Made from Pre-coated roll form Aluminum and polycarbonate diffuser
- >Demountable structure, easy installation and little maintenance
- >A perfect direct replacement for traditional single and twin fluorescent tubes
- >Through Wiring Possible through End Caps and End to End Mount Possible
- >Perfect for illuminating public areas such as car parks, stations and toilets
- >Length Options: 600mm 1200mm 1500mm

## •Optional

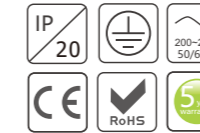
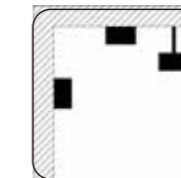
- Standard Switch on/off
- On/Off + DALI Dimming
- On/Off+ CCT Switchable
- On/Off+ Power Tunable
- On/Off + Motion Sensor
- On/Off + 3H Emergency

## •Application

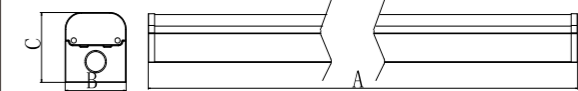
- > Supermarket,Factory/workshop, low-rise warehouse,garage,car parking.



14W,28W,38W,55W (Power Tunable available)
1700 - 8800 lm
3000K,4000K,6000K (CCT Switchable available)
CRI 80 / CRI 90
Beam Angle:120°
50,000h L80
Operation:-15°C~ +45°C
Storage:-25°C~ +55°C



## • Dimension Unit: mm



Product Size	A	B	C
60cm/2ft	600	57	63
120cm/4ft	1200	57	63
150cm/5ft	1500	57	63

Variante	Length	Watt	Lumen	Emergency	CCT	Power Supply	Model NO.
	600 mm	14 W	1820 lm	N/A	4000 K / 6000 K	Tridonic/Osram/BOKE	BA010-06C014-N5B01
	1200 mm	28 W	3640 lm	N/A	4000 K / 6000 K	Tridonic/Osram/BOKE	BA010-12C028-N5B01
	1200 mm	38 W	4940 lm	N/A	4000 K / 6000 K	Tridonic/Osram/BOKE	BA010-12C038-N5B01
	1500 mm	38 W	4940 lm	N/A	4000 K / 6000 K	Tridonic/Osram/BOKE	BA010-15C038-N5B01
	1500 mm	55 W	7150 lm	N/A	4000 K / 6000 K	Tridonic/Osram/BOKE	BA010-15C055-N5B01
	1200 mm	28 W	3640 lm	3W 3H	4000 K / 6000 K	Tridonic/Osram/BOKE	BA010-12C028-N5B02
	1200 mm	38 W	4940 lm	3W 3H	4000 K / 6000 K	Tridonic/Osram/BOKE	BA010-12C038-N5B02
	1500 mm	38 W	4940 lm	4W 3H	4000 K / 6000 K	Tridonic/Osram/BOKE	BA010-15C038-N5B02
	1500 mm	55 W	7150 lm	4W 3H	4000 K / 6000 K	Tridonic/Osram/BOKE	BA010-15C055-N5B02
<b>Optional</b>							
	Accessories: 2pcs*stainless steel suspension kits 1000mm						04-00000082-0000

# LED Slim Batten Light



## Key Features

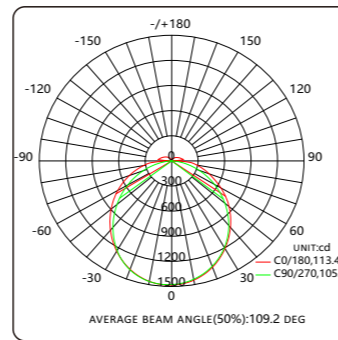
- >Constructed from high-quality Al;uminum,white powder coated with a high transparency opal polycarbonate diffuser
- >A direct replacement to traditional T8 and T5 Fluorescent battens
- >Special design to allow save the cost of installation and replacement
- > Widely application range such as laundries, garage, storerooms
- >Length Option: 600mm 1200mm 1500mm 2400mm

## Option

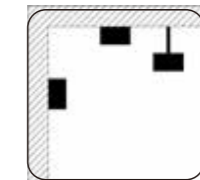
- Standard Switch on/off
- On/off + CCT Switchable
- On/Off + DALI Dimming
- On/Off + Emergency

## Application

- > Supermarket,Factory/workshop, low-rise warehouse,garage,car parking.



20W,40W,60W,80W
2600 - 7800 lm
3000K,4000K,5000K,6000K
CRI 80 / CRI 90
Beam Angle:120°
50,000h L80
Operation:-15°C~+45°C
Storage:-25°C~+55°C



Dimension Spec.	A	B	C	D
60cm/2ft	600	577	83.5	69
120cm/4ft	1200	1177	83.5	69
150cm/5ft	1500	1477	83.5	69
240cm/8ft	2400	2377	83.5	69

Variante	Length	Watt	Lumen	Emergency	CCT	Power Supply	Model NO.
	600 mm	20 W	2400 lm	N/A	3000 K	Tridonic/Osram/BOKE/Lifud	BA002-06C020-W5B02
	600 mm	20 W	2600 lm	N/A	4000 K / 6000 K	Tridonic/Osram/BOKE/Lifud	BA002-06C020-N5B02
	1200 mm	40 W	4800 lm	N/A	3000 K	Tridonic/Osram/BOKE/Lifud	BA002-12C040-W5B02
	1200 mm	40 W	5200 lm	N/A	4000 K / 6000 K	Tridonic/Osram/BOKE/Lifud	BA002-12C040-N5B02
	1500 mm	60 W	7200 lm	N/A	3000 K	Tridonic/Osram/BOKE/Lifud	BA002-15C060-W5B02
	1500 mm	60 W	7800 lm	N/A	4000 K / 6000 K	Tridonic/Osram/BOKE/Lifud	BA002-15C060-N5B02
	2400 mm	80 W	10400 lm	N/A	4000 K / 6000 K	Tridonic/Osram/BOKE/Lifud	BA002-24C080-N5B02
	600 mm	20 W	2600 lm	3W 3H	4000 K / 6000 K	Tridonic/Osram/BOKE/Lifud	BA002-06C020-N5B01
	1200 mm	40 W	5200 lm	4W 3H	4000 K / 6000 K	Tridonic/Osram/BOKE/Lifud	BA002-12C040-W5B01
	1500 mm	60 W	7800 lm	4W 3H	4000 K / 6000 K	Tridonic/Osram/BOKE/Lifud	BA002-15C060-N5B01
<b>Optional</b>							
	Accessories: 2pcs*stainless steel suspension kits 1000mm						04-0000082-0000

# LED Linear Strips Light



## Key Features

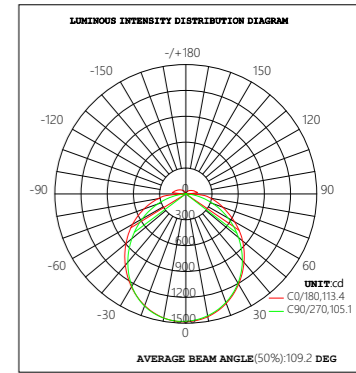
- >Housing is made from Riveted Sheet Metal with a Poly-Carbonate Lens.
- >Ideal for replacing Commercial Fluorescent Strips
- >Special structure design to save the cost of installation and replacement
- >Fully assembled fixture for quick installation
- >Widely application Warehouses, Manufacturing Plants, Garages,Grocery Stores
- >Length Option: 1200mm 1500mm 2400mm

## Option

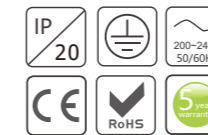
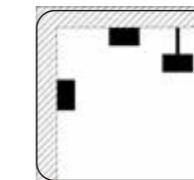
- Standard Switch on/off
- On/Off + DALI Dimming
- On/Off + Emergency

## Application

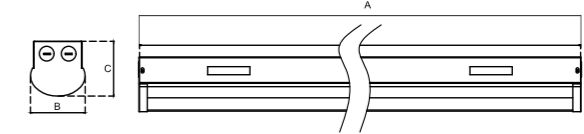
- > Supermarket,Factory/workshop, low-rise warehouse,garage,car parking.



36W,45W,72W
4320 - 8640 lm
4000K,5000K
CRI 80 / CRI 90
Beam Angle:120°
50,000h L80
Operation:-15°C~+45°C
Storage:-25°C~+55°C



## Dimension Unit: mm



Product Size	A	B	C
120cm/4ft	1220	76.2	80
150cm/5ft	1520	76.2	80
240cm/8ft	2420	76.2	80

Variante	Length	Watt	Lumen	Emergency	CCT	Power Supply	Model NO.
	1200 mm	36 W	4320 lm	N/A	4000 K / 5000 K	Tridonic/Osram/BOKE/Lifud	BA011-12C036-N5B02
	1500 mm	45 W	5400 lm	N/A	4000 K / 5000 K	Tridonic/Osram/BOKE/Lifud	BA011-15C045-N5B02
	2400 mm	72 W	8640 lm	N/A	4000 K / 5000 K	Tridonic/Osram/BOKE/Lifud	BA011-24C072-N5B02
<b>Optional</b>							
	Accessories: 2pcs*stainless steel suspension kits 1000mm						04-0000082-0000

# LED Tube Light



## ·Key Feature

- > Structure: Co-extrusion plastic housing
- > Nice design, elegant appearance, wide beam angle, high transmittance
- > Integrated model, easy to install
- > Replacement for fluorescent tubes
- > Energy-saving and environmentally friendly

## ·Application

- > Can be a replacement of traditional lighting and energy saving 60-70%.
- > Light industrial factory or workshop, Parking lots, Family mart, School, Office, etc.

8W, 16W, 20W

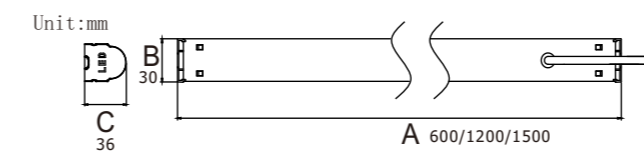
960-2400 lm

4000K, 6000K

CRI 80

Beam Angle: 120°

30,000h L70



Variante	Length	Watt	Lumen	CCT	Model NO.
	600 mm	8 W	960 lm	4000 K / 6000 K	T8-06C08-472
	1200 mm	16 W	1920 lm	4000 K / 6000 K	T8-12C16-472
	1500 mm	20 W	2400 lm	4000 K / 6000 K	T8-15C20-472



## ·Key Feature

- > Structure: half PC with half aluminum heatsink.
- > Easy installation.
- > Excellent heat dissipation depending on aluminum housing.
- > Lighting without light spot.
- > Bright without dark space.
- > Low light attenuation (1.5%~3% / year).
- > One side AC power or Both sides AC power is optional.

## ·Application

- > Can be a replacement of traditional lighting and energy saving 60-70%.
- > Light industrial factory or workshop, Family mart, School, Office.

9W, 18W, 24W

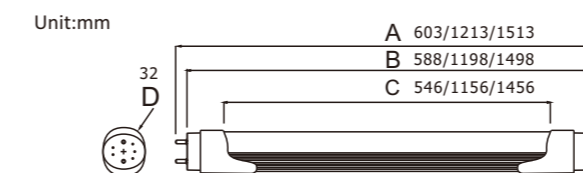
1080-2880 lm

4000K, 6000K

CRI 80

Beam Angle: 120°


30,000h L70



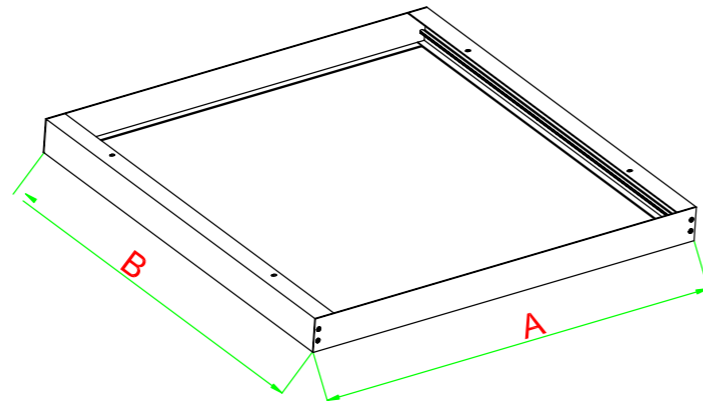
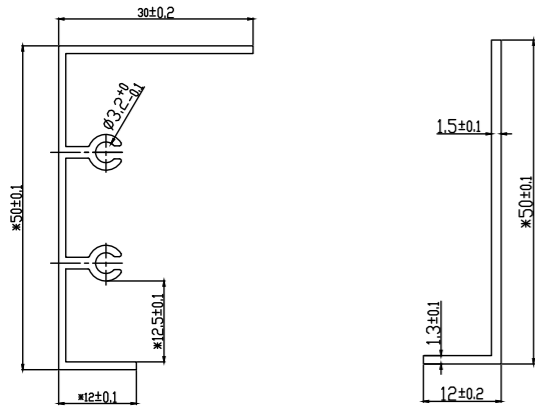
Variante	Length	Watt	Lumen	CCT	Model NO.
	600 mm	9 W	1080 lm	4000 K / 6000 K	T8-06C09-MEO
	1200 mm	18 W	2160 lm	4000 K / 6000 K	T8-12C18-MEO
	1500 mm	24 W	2880 lm	4000 K / 6000 K	T8-15C24-MEO

# Surface Mounting LED Panel Frame Kits

# Non-screws LED Panel Frame Kits



**Material:** 6063-T5 Aluminum Alloy  
**Dimension:** 30\*50\*1.0 mm (W\*H\*Thickness)  
**Color:** RAL 9016 White / Oxidation Silver  
**Package:** Inner box + Label + Installation guide + Outer carton  
**Forming Process:**Assembling by screws.  
*(Easy packing, shipping, storing and saving space.)*  
**Installation way:**  
 A.Ceiling mounting    B.Suspending  
**Bearing weight:** 15Kg  
**Deformation degree:** within 1mm  
**Usage:**Used for installation of panel light



## Height 50MM For Edgelit Panel




**Type F**



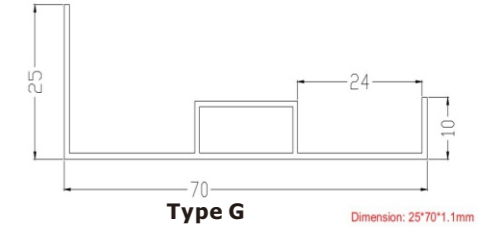
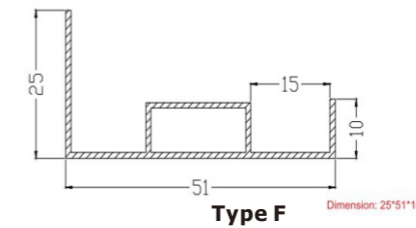
## Height 70MM For Backlit Panel



**Type G**



**Material:** 6063-T5 Aluminum Alloy  
**Frame height:** 50mm(type F) / 70mm (type G)  
**Color:** RAL 9016 White / Silver  
**Packaging:** Inner box + Label + Installation guide  
**Non-screws model, fix by the metal corner code**



Item No.	Panel Size	Frame Size (L*W*H)	Frame Color	Packing Details	Weight	Model NO.
1	295x295	300x300x50	White/Silver	340*315*290mm,50PCS/CTN	G.W:17.5KG/CTN	16-M17U14LA-PFA7
2	295x595	300x600x50	White/Silver	640*195*290mm,30PCS/CTN	G.W:19.0KG/CTN	16-M17U14LB-PFA7
3	595x595	600x600x50	White/Silver	640*195*290mm,30PCS/CTN	G.W:21.0KG/CTN	16-M17U14LC-PFA7
4	620x620	625x625x50	White/Silver	660*165*290mm,25PCS/CTN	G.W:17.8KG/CTN	16-M17U14LD-PFA7
5	295x1195	300x1200x50	White/Silver	1235*165*235mm,20PCS/CTN	G.W:18.5KG/CTN	16-M17U14LE-PFA7
6	595x1195	600x1200x50	White/Silver	1235*165*235mm,20PCS/CTN	G.W:20.7KG/CTN	16-M17U14LF-PFA7

**Components**

Each set included: Aluminum frame (4pcs),Screws(12pcs),Rubber plug(4pcs),Installation guide(1pcs)

Item No.	Panel Size	Frame Size (L*W*H)	Frame Color	Packing Details	Weight	Model NO.
1	295x295	300x300x50	White/Silver	620*340*260mm,40PCS/CTN	G.W:20.0KG/CTN	16-F012U20A-PFA3
2	295x595	300x600x50	White/Silver	645*255*320mm,20PCS/CTN	G.W:14.8KG/CTN	16-F012U20B-PFA3
3	595x595	600x600x50	White/Silver	645*255*320mm,20PCS/CTN	G.W:18.8KG/CTN	16-F012U20C-PFA3
4	620x620	625x625x50	White/Silver	665*255*320mm,20PCS/CTN	G.W:19.2KG/CTN	16-F012U20D-PFA3
5	295x1195	300x1200x50	White/Silver	1240*195*260mm,12PCS/CTN	G.W:17.3KG/CTN	16-F012U20E-PFA3
6	595x1195	600x1200x50	White/Silver	1240*195*260mm,12PCS/CTN	G.W:20.2KG/CTN	16-F012U20F-PFA3

**Components**

Each set included: Aluminum frame (4pcs),Screws(12pcs),Rubber plug(4pcs),Installation guide(1pcs)

# Recessed Mounting LED Panel Frame Kits



## Key Features

- Material:** 6063-T5 Aluminum alloy
- Dimension:** 32\*41\*1.4 mm (W\*H\*Thickness)
- Color:** RAL 9016 White
- Package:** Inner box+Installation guide+ label+Outer carton
- Forming Process:** Seamless Welding
- (Easy packing, shipping, storing and saving space.)**
- Installation way:** Recessed
- Load bearing:** 10Kg
- Deformation degree:** within 1mm
- Usage:** Used for recessed installation of panel light

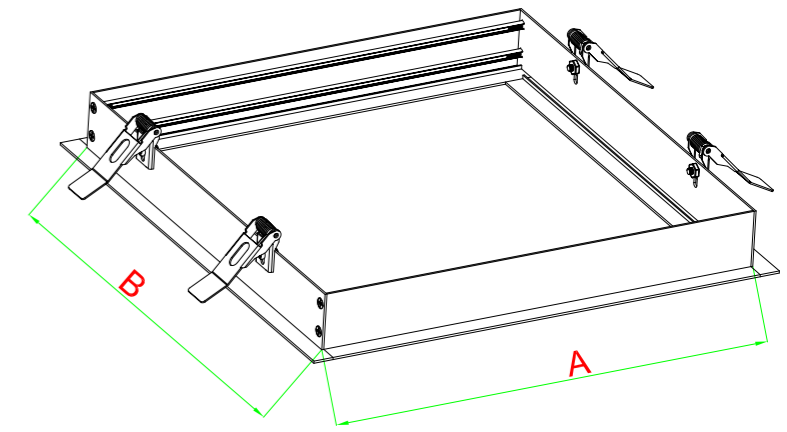
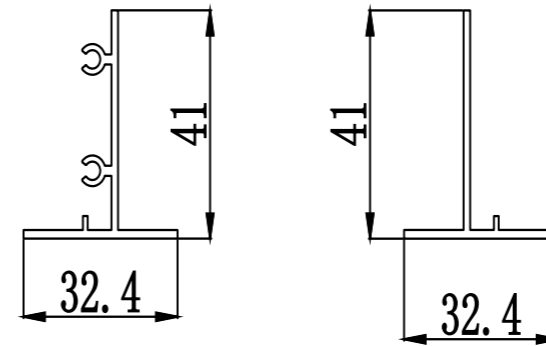
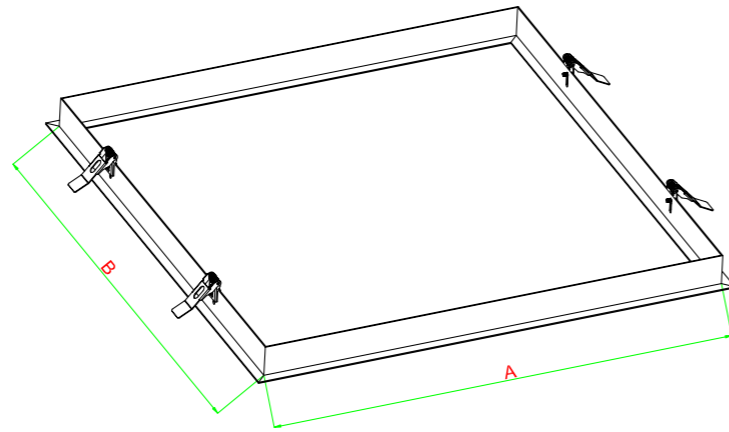
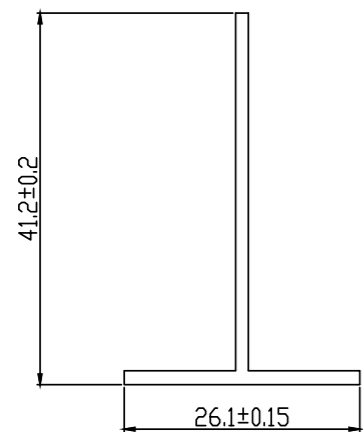


# Recessed Mounting LED Panel Frame Kits



## Key Features

- Material:** 6063-T5 Aluminum alloy
- Dimension:** 32\*41\*1.4 mm (W\*H\*Thickness)
- Color:** RAL 9016 White
- Package:** Inner box+Installation guide+ label+Outer carton
- Forming Process:** Assembling by screws.
- (Easy packing, shipping, storing and saving space.)**
- Installation way:** Recessed
- Load bearing:** 10Kg
- Deformation degree:** within 1mm
- Usage:** Used for recessed installation of panel light



Item	Panel Size	Frame Size (L*W*H)	Cut-out	Frame Color	Packing Details	Model NO.
1	295x295	330x330x41	317x317	White	340*315*290mm,50PCS/CTN G.W:17.5KG/CTN	16-T100040A-PFA2
2	295x595	330x630x41	317x617	White	640*195*290mm,30PCS/CTN G.W:19.0KG/CTN	16-T100040B-PFA2
3	595x595	630x630x41	617x617	White	640*195*290mm,30PCS/CTN G.W:21.0KG/CTN	16-T100040C-PFA2
4	620x620	655x655x41	642x642	White	660*165*290mm,25PCS/CTN G.W:17.8KG/CTN	16-T100040D-PFA2
5	295x1195	330x1230x41	317x1217	White	1235*165*235mm,20PCS/CTN G.W:18.5KG/CTN	16-T100040E-PFA2
6	595x1195	630x1230x41	617x1217	White	1235*165*235mm,20PCS/CTN G.W:20.7KG/CTN	16-T100040F-PFA2

### Components

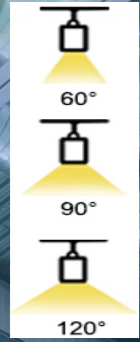
Each set included: Aluminum frame (4pcs), Spring clips (4/8pcs), Screws with nut (4/8pcs), Installation guide (1pcs)

Item	Panel Size	Frame Size (L*W*H)	Cut-out	Frame Color	Packing Details	Model NO.
1	295x295	339x339x41	325x325	White	375*420*320mm,40PCS/CTN G.W:17.5KG/CTN	16-T30ET30A-PFA7
2	295x595	339x639x41	325x625	White	675*265*265mm,20PCS/CTN G.W:12.7KG/CTN	16-T30ET30B-PFA7
3	595x595	639x639x41	625x625	White	675*265*265mm,20PCS/CTN G.W:17.5KG/CTN	16-T30ET30C-PFA7
4	620x620	665x665x41	650x650	White	695*265*265mm,20PCS/CTN G.W:18.8KG/CTN	16-T30ET30D-PFA7
5	295x1195	339x1239x41	325x1225	White	1285*265*195mm,15PCS/CTN G.W:15.5KG/CTN	16-T30ET30E-PFA7
6	595x1195	639x1239x41	625x1225	White	1285*265*195mm,15PCS/CTN G.W:18.0KG/CTN	16-T30ET30F-PFA7

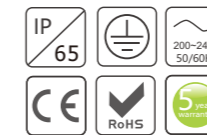
### Components

Each set included: Aluminum frame (4pcs), Spring clips (4/8pcs), Screws with nut (4/8pcs), Installation guide (1pcs)

# UFO LED High Bay Light



## HB004



## HB006

NEW



### Key Feature

- > Excellent heat dissipation design.
- > Beam angle: 60°, 90° and 120°
- > High luminous efficiency: 130-150 lm/W (Output).
- > Energy saving 50~80% compare with HPML or HPSL.
- > IP65, 5 years of lifespan.
- > Control: Switch ON/OFF, 0-10V dimming, Microwave sensor
- > Installation: Suspension.
- > Applications: large warehouse, gym, factory, exhibition hall, etc.

100W, 150W, 200W

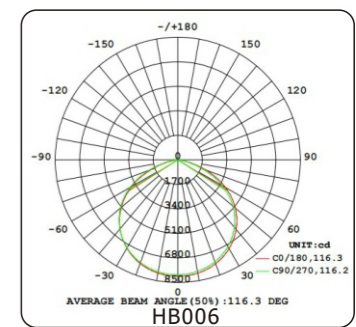
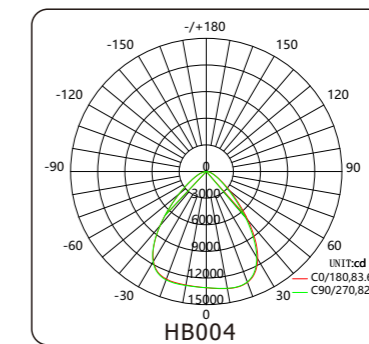
13000-28000 lm

4000K, 6000K

CRI 70 / CRI 80

Beam Angle: 60°, 90°, 120°

50,000h L80




Variante	Dimension	Watt	Lumen	CCT	Power Supply	Model NO.
ON/OFF	φ260*164mm	100 W	13000 lm	4000 K / 6000 K	PHILIPS/SOSEN/MEANWELL	HB004-28A100-N7126
ON/OFF	φ305*171mm	150 W	19500 lm	4000 K / 6000 K	PHILIPS/SOSEN/MEANWELL	HB004-33A150-N7126
ON/OFF	φ345*181mm	200 W	26000 lm	4000 K / 6000 K	PHILIPS/SOSEN/MEANWELL	HB004-39A200-N7126
ON/OFF	φ260*170mm	100 W	14000 lm	4000 K / 6000 K	MEANWELL	HB006-34A100-N8017
ON/OFF	φ306*173mm	150 W	21000 lm	4000 K / 6000 K	MEANWELL	HB006-34A150-N8017
ON/OFF	φ345*180mm	200 W	28000 lm	4000 K / 6000 K	MEANWELL	HB006-45A200-N8017
<b>Optional</b>						
Microwave-Sensor	5.8GHz	150 W	φ305*171mm	MEANWELL Power Supply		HB004-33A150-N7126
0-10V Dimming		150 W	φ306*173mm	PHILIPS Power Supply		HB006-34A150-N8117

# Electric Remote Lifter

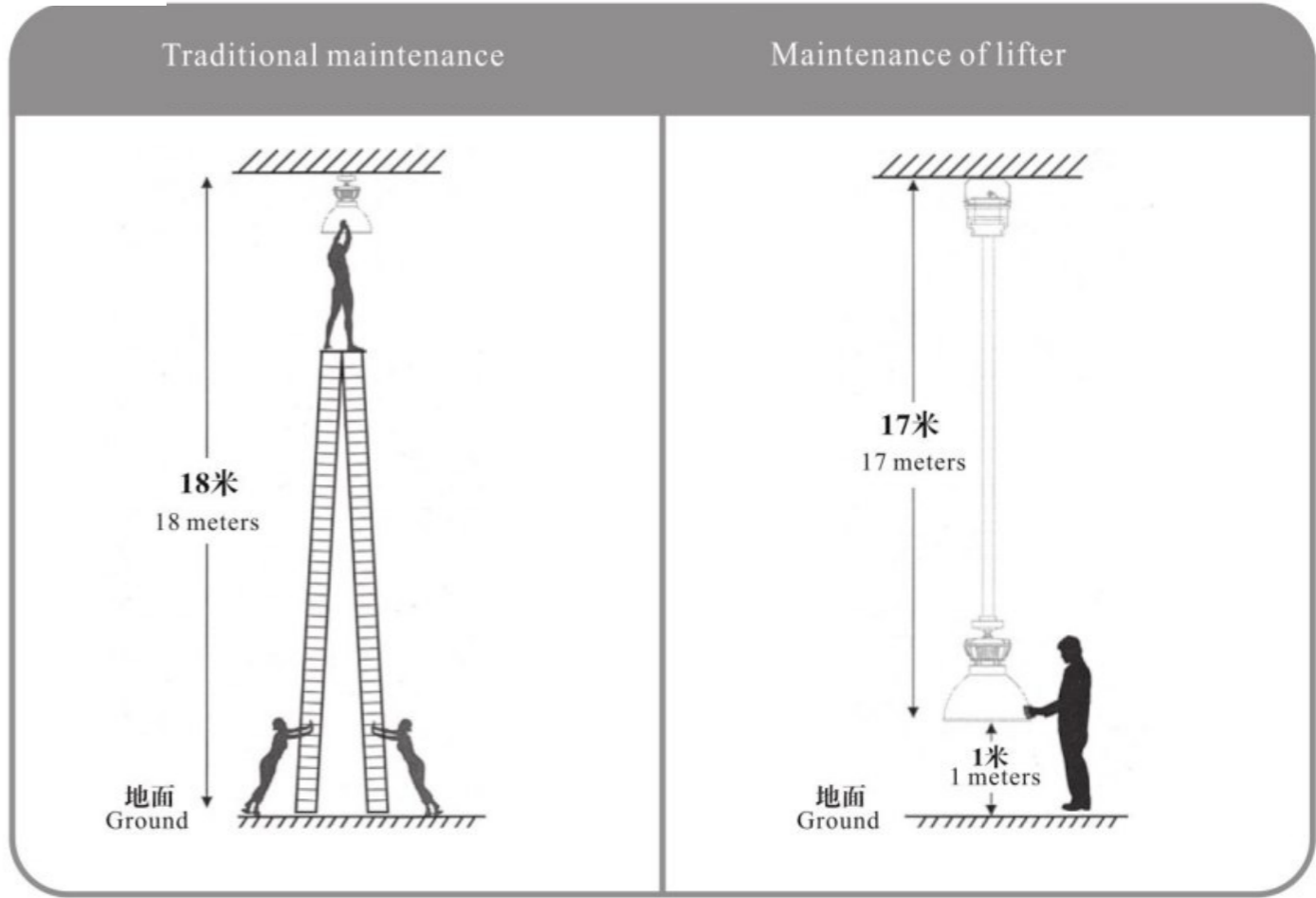


# Electric Remote Lifter



## Square Electric Remote Lifter for LED High bay

Serial No	Voltage	Lifting height	Lighting weight	lamp power	MAX Remote control Distance
YL-10M15	100-240V	10M	15KG	≤800W	30M
YL-16M11	100-240V	16M	11KG	≤800W	30M
YL-20M10	100-240V	20M	10KG	≤800W	30M



## Round Electric Remote Lifter for LED High bay

Serial No	Voltage	Lifting height	Lighting weight	lamp power	MAX Remote control Distance
Y-12M6	100-240V	12M	6KG	≤800W	30M
Y-16M6	100-240V	16M	6KG	≤800W	30M
Y-22M5	100-240V	22M	5KG	≤800W	30M