



Planetary Geared Stepper Motor

LS-56PA/57BYG

Housing Material: Metal
 Backlash at No Load: $\leq 1.5^\circ$
 Bearing at Output: Ball or Sleeve
 Permissible Overhung Load: $\leq 20\text{kg}$
 Permissible Thrust Load: $\leq 10\text{kg}$
 Max.Radial Play: $\leq 0.05\text{mm}$
 Max.Thrust Play: $\leq 0.3\text{mm}$



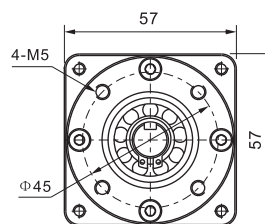
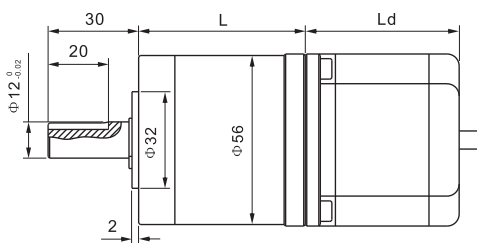
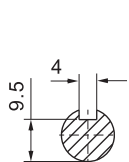
Motor Data

Model	Step Angle	Length (Ld)	Phase Voltage	Phase Current	Phase Resistance	Phase Inductance	Holding Torque	Lead Wire
		mm	V	A	Ω	mH	g.cm	
57BYGH41(M)-144-4A/B	1.8/0.9	41	4.1	1.44	2.85	5.4	4	4
57BYGH41(M)-144-4A/B	1.8/0.9	51	4.74	1.44	3.3	8.2	9	4
57BYGH41(M)-144-4A/B	1.8/0.9	56	7	1.0	7.6	10	9	6
57BYGH41(M)-144-4A/B	1.8/0.9	56	2.52	2.8	0.9	2.5	12.5	4
57BYGH41(M)-144-4A/B	1.8/0.9	76	5	2.8	2.25	3.6	13.5	6
57BYGH41(M)-144-4A/B	1.8/0.9	76	3.16	2.8	1.13	3.6	18.9	4

Gearbox Data

Reduction Ratio(X:1)	4	8	16	25	36	50	64	72	81	100	128	144	200
Number of gear trains	1	1	2	2	2	2	2	3	3	3	3	3	3
Rated output torque(kg.cm)	100	100	150	150	150	150	150	200	200	100	128	144	200
Gear Box Length(mm)	49.5	49.5	64.5	64.5	64.5	64.5	64.5	79.5	79.5	79.5	79.5	79.5	79.5

Mechanical Dimensions



4(6)Leads

