

# S506

## 5 mm x 20 mm Time-delay glass tube fuses



**Product features**

- Time-delay, low breaking capacity
- Optional axial leads available
- 5 x 20 mm physical size
- Glass tube, nickel-plated brass endcap construction
- Designed to IEC 60127-1 & 2 (32 mA-10 A) & extensions: (12.5 A-15 A)
- Operating temperature: -40 °C to +125 °C

**Agency information**

- cURus Recognition: Guide JDYX8, JDYX2, File E19180
- CSA Component acceptance: Class number 1422-30&90 File 053787
- SEMKO Approval: File 1518843, 1410180
- VDE Approval: File 40011926
- BSI Approval: File KM55676
- IMQ Approval: File E1921
- PSE/JET: File JET1641-31003-1019, JET1641-31003-1020, JET1641-31003-1021, JET1641-31003-1022
- KC File number: SU05011-6001, SU05011-6002, SU05011-5005, SU05011-5006, SU05011-5007
- CCC Approval: File 2020970207000244

**Ordering information**

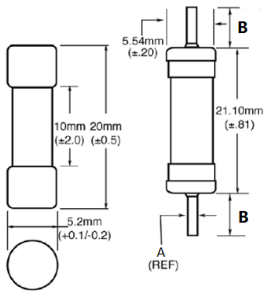
- The ordering code is the part number replacing the "." with a "-" plus adding the packaging prefix:  
Cartridge: S506-3.15-R; BK-S506-3-15-R  
Axial lead: S506-3.15-R; BK-S506-V-3-15-R
- Ratings above 4 A have a 0.81 mm diameter lead

S506 Electrical characteristics							
I <sub>n</sub>	2.1 I <sub>n</sub>	2.75 I <sub>n</sub>		4 I <sub>n</sub>		10 I <sub>n</sub>	
	max	min	max	min	max	min	max
32mA-100mA	2 min	200 ms	10 sec	40 ms	3 sec	10 ms	300 ms
125 mA-6A	2 min	600 ms	10 sec	150 ms	3 sec	20 ms	300 ms
8 A-15 A	2 min	600 ms	10 sec	150 ms	3 sec	20 ms	300 ms

Part number	Voltage rating (Vac)	Current rating (A)	Interrupting rating (A) at rated Voltage (50 Hz) Vac	Typical DC cold resistance (Ω)*	Typical melting I <sup>2</sup> t (A <sup>2</sup> s)	Typical voltage drop (mV)‡	Agency approvals								
							IMQ	VDE	BSI	SEMKO	UR	CCC	PSE/JET	CSA	cURus
S506-32-R	250	0.032	35	21.0	0.0051	1050	X	X	X	X	X	X			
S506-40-R	250	0.040	35	13.90	0.0072	920	X	X	X	X	X	X			
S506-50-R	250	0.050	35	9.24	0.0095	800	X	X	X	X	X	X		X	
S506-63-R	250	0.063	35	6.96	0.021	760	X	X	X	X	X	X		X	
S506-80-R	250	0.080	35	4.42	0.038	580	X	X	X	X	X	X		X	
S506-100-R	250	0.100	35	2.80	0.045	490	X	X	X	X	X	X		X	
S506-125-R	250	0.125	35	1.97	0.063	390	X	X	X	X	X	X		X	
S506-160-R	250	0.160	35	1.27	0.093	320	X	X	X	X	X	X		X	
S506-200-R	250	0.200	35	1.00	0.114	340	X	X	X	X	X	X		X	
S506-250-R	250	0.250	35	0.640	0.265	270	X	X	X	X	X	X		X	
S506-315-R	250	0.315	35	0.450	0.621	250	X	X	X	X	X	X		X	
S506-400-R	250	0.400	35	0.31	0.872	210	X	X	X	X	X	X		X	
S506-500-R	250	0.500	35	0.183	0.827	140	X	X	X	X	X	X		X	X
S506-630-R	250	0.630	35	0.186	1.33	150	X	X	X	X	X	X		X	X
S506-800-R	250	0.800	35	0.129	2.78	75	X	X	X	X	X	X		X	X
S506-1-R	250	1.0	35	0.0757	6.45	87.5	X	X	X	X	X	X	X	X	X
S506-1.25-R	250	1.25	35	0.060	10.05	86	X	X	X	X	X	X	X	X	X
S506-1.6-R	250	1.6	35	0.0425	21.7	82	X	X	X	X	X	X	X	X	X
S506-2-R	250	2.0	35	0.03325	31.6	77	X	X	X	X	X	X	X	X	X
S506-2.5-R	250	2.5	35	0.0255	59.4	72.5	X	X	X	X	X	X	X	X	X
S506-3.15-R	250	3.15	35	0.0185	96.4	68.5	X	X	X	X	X	X	X	X	X
S506-4-R	250	4.0	40	0.0139	71.8	67	X	X	X	X	X	X	X	X	X
S506-5-R	250	5.0	50	0.00985	142.5	60.5	X	X	X	X	X	X	X	X	X
S506-6.3-R	250	6.3	63	0.0071	237.6	54	X	X	X	X	X	X	X	X	X
S506-8-R	250	8.0	80	0.007	255.8	55	X	X	X	X	X	X	X	X	X
S506-10-R	250	10	100	0.005	450	54	X	X	X	X	X	X	X	X	X
S506-12.5-R	250	12.5	125	0.004	1019.5	45					X	X	X	X	X
S506-15-R	250	15	150	0.004	1091.7	65.5					X	X	X	X	X

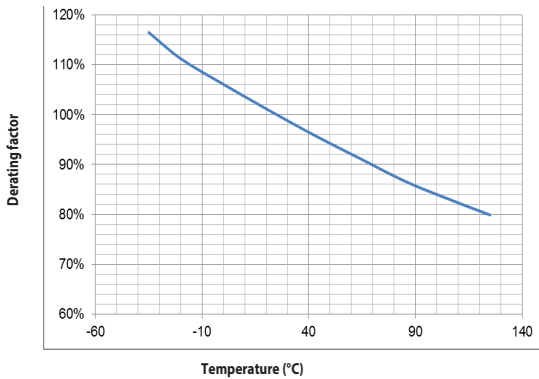
\* DC cold resistance (measured at <10% of rated current)  
‡ Typical voltage drop (voltage drop was measured at +20 °C ambient temperature at rated current)

**Dimensions - mm**  
Drawing Not to Scale

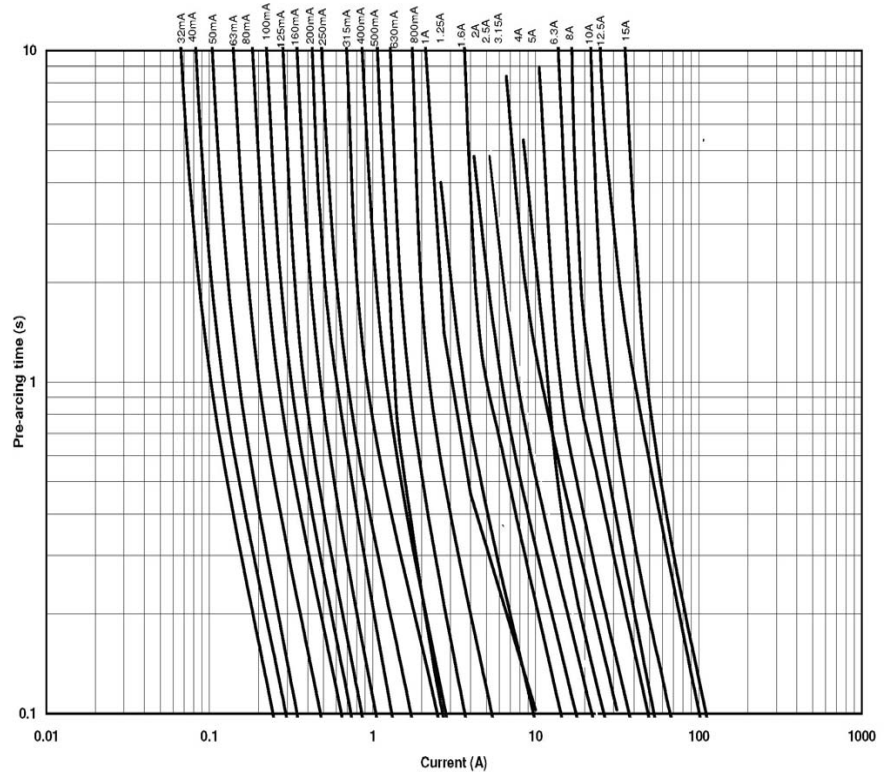


Dimension A: Rating below 5 A, 0.65 mm (ref.)  
Rating above 5 A 0.81mm (ref.)  
Dimension B: For BK- packaging, 38.1 ± 0.38 mm For TR2- packaging, 15.8 ± 2 mm

**Derating curve**



**Nominal time vs. current curve**



Packaging code	
Packaging prefix	Description
Blank	5 pieces in a tin (cartridge only)
BK -	100 fuses packed into a cardboard carton (cartridge and axial lead)
BK1-	1,000 fuses packed into a poly bag (cartridge only)
TR2-	1,500 fuses packed into tape on a reel (axial lead only, 19.05 mm lead wire length)

Option code	
Option code	Description
-V	Axial leads

Life Support Policy: Eaton does not authorize the use of any of its products for use in life support devices or systems without the express written approval of an officer of the Company. Life support systems are devices which support or sustain life, and whose failure to perform, when properly used in accordance with instructions for use provided in the labeling, can be reasonably expected to result in significant injury to the user.

Eaton reserves the right, without notice, to change design or construction of any products and to discontinue or limit distribution of any products. Eaton also reserves the right to change or update, without notice, any technical information contained in this bulletin.

**Eaton**  
**Electronics Division**  
1000 Eaton Boulevard  
Cleveland, OH 44122  
United States  
Eaton.com/electronics

© 2024 Eaton  
All Rights Reserved  
Printed in USA  
Publication No. 4332  
January 2024

Eaton is a registered trademark.

All other trademarks are property of their respective owners.

Follow us on social media to get the latest product and support information.

