

• **Doorwin Curtain Well Engineering Co., Ltd.**

Addr: No7, Yiyan Villa, Xinggong West Street East Yanjiao, Tongzhou District, Beijing, China, 101601

• **Shandong Doorwin Construction Co., Ltd.**

Addr: No7027 Dongtai Road, Dongcheng Street, Linqi County, Weifang City, Shandong Province, China

• **Beijing Doorwin Construction Co., Ltd.**

Addr: 1913-1916, 19F, Building 2, No. 60 Yard, Xinhua West Street, Tongzhou District, Beijing



WELCOME TO DOORWIN GROUP

Design Your Home For
Well-Being

A Global Supplier Of Energy-Saving Windows And Doors

CONTACT US

Official Website: www.DoorWinGroup.com
Whatsapp: +86 186 0002 6127 / +86 139 1172 1486
Email: Support@doorwingroup.com

U.S Office

DoorWin U.S Showroom:
6905 k Avenue, Plano, Texas 75074
U.S Phone: +1 858 260 9698 / +1 945 274 4438

Freedom To Dream

“Truly Custom- Made”

Doorwin windows and doors are inspired by how people live. Doorwin respects your vision and offers true freedom. manufacture based on your design or utilize our talented staff in-house to create your perfect product, at no additional cost.

In the past five years, we have exported tens of millions of us dollars for windows and doors to North America and Europe, mainly for either commercial or residential projects, including luxury houses, high-end mansions, personal villas, economic apartments & condos.

We have developed various product lines to meet all our clients’ highly customized requirements, which include: solid wood aluminum windows and doors with the finest look, and thermal break aluminum with excellent heat-insulation performance. Solid wood entrance/front doors with meticu-


lous quality. To better serve our VIP clients, Doorwin has been dedicated to the research of energy-efficient, eco-friendly and cost-effective products. we have made great progress in heat-insulation, strength, waterproof, sound-insulation, anti-condensation technology such as the Low-E glazing which will maximize solar gain and in certain applications protect you from too much sun.

And we strive to achieve timely delivery, superior quality and innovative products to meet every client's needs and expectations. we currently have integrated design, development, and manufacture together in one company. we can help you from your initial design right through to the final installation.

This brochure includes some of our projects across North America and Europe not only new buildings but also refurbishments. it gives you an insight into Doorwin's capabilities to deliver in high volumes, tight schedules, and into challenging city center sites and demonstrates the quality of our timber window products, their very long-life cycle and how successful they have been as a specifier's choice.



Vincent Xu
North America Sales Director



CONTENTS

01

Who
We Are

02

Why
Choose Us

03

Doorwin
Alu Plus
Collection

04

Doorwin
Wood Plus
Collection

05

Project
Showcases

Who We Are

A Global Supplier Of Energy-Saving
Windows And Doors

01





Shandong,
Production & Technology R&D Center

Our Factory

200,000m²

Factory Area

100,000m²/year

Production Capacity



Wood Window
Factory



Solid Wood Door
Factory




Aluminum Window
Factory

Our 3 Wholly Owned Factories in China

Doorwin group is a major Chinses manufacturer, supplying high performance aluminum window, timber windows and alu-clad timber windows for large- and small-scale residential and commercial housing projects in China. these products are highly sought for energy efficiency, longevity and low maintenance.


Our products are manufactured in 3 wholly owned manufacturing plants across China, large state of the art factories, sufficient to supply the largest projects, whilst remaining competitive.

■ Factory Internal Environment




■ Equipment


■ High precision laser cutting and milling center




■ Italian high precision cutting saw



■ Italy five axis omni-directional processing center



■ Germany five axis machining center



Why Choose Us?

—

Customer Satisfaction Is Our Most Important Goal.
Doorwin Supply A Complete Ecosystem
Of Installation And Support Services.

02



8 Service



After-sale service fast response and give solutions within 24 hours




Installation instruction, help the clients install the products properly



5-layer packaging protection, avoid damage during shipment



Shipping arrangement and consolidation, customs clearance



Trade assurance, protect your fund and ensure matching specifications and quality




On-time shipment protection



Transferable 10 years warranty



Million-dollar project, 18 days delivery



50+ Testing Reports and Certifications

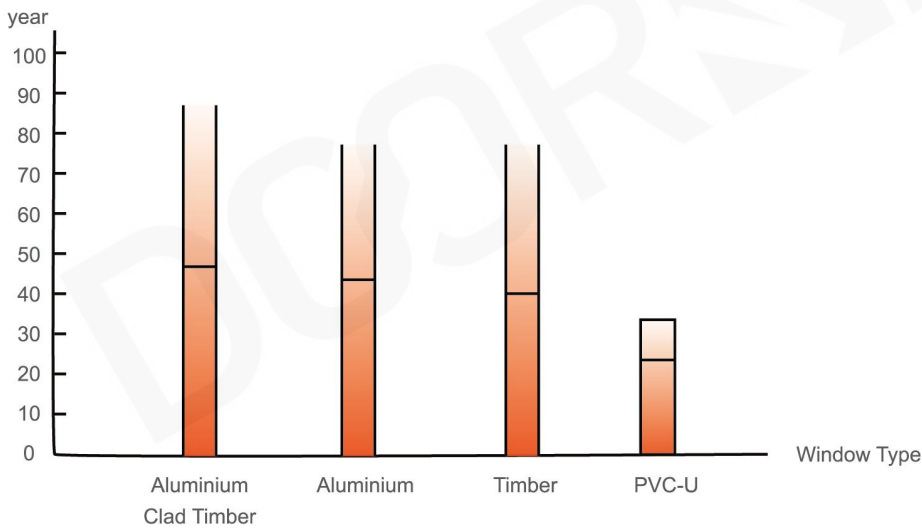
NFRC / NAMI / CE / WDMA / CSA / ISO / AAMA / NZS / AS



Life expectancy windows

Over 60 Years

A comparisom of the useful service life of a variety of window types



Low U Values-long Life Cycle

Doorwin's energy-efficient alu-clad timber windows can be supplied with a U-value of 0.7 w/m2k (using triple-glazing) which achieves the lower annual energy consumption targets.

A lower U-value high performance window product, with supreme air-tightness and passive solar heat gain, related to the visual aesthetic and the enjoyment of people living in it. Comfort and natural, environmental issues, and energy saving are gradually becoming the guidelines for international architecture. Doorwin gives you the most environmentally friendly products which meet the highest standards.

Intellectual Property

Our patented innovations, including the fast-install nail fin and multi-mate mulling system, set Doorwin apart as a leader in the windows and doors industry. The fast-install nail fin streamlines the installation process, reducing time and cost while ensuring a secure and durable fit. With the multi-mate mulling system, we offer unmatched flexibility and creativity in designing spaces with multiple windows and doors. These proprietary technologies not only demonstrate our commitment to advancing the industry but also reflect our dedication to providing our clients with the highest quality products and innovative solutions.



Fast-install nail fin



Multi-mate mullion

Our exclusive design patent



5 Layers Packaging

Guarantee No Breakage



10+ Labels

Provide Clear Instructions
Save Installation Time

- Front and back, up and down will not install reversely
- Provide installation guidance
- Successfully passed the verification of the inspector
- Rapid product positioning



Infinite Design Possibilities

Nothing opens up the design possibilities of your project likewise thinking outside the rectangle. whether you're adding elegant, shapes to large balconies or bring sunlight into staircases or gables. Doorwin offers thousands of round tops, polygons, and specialty-shaped windows for the most perfectly matched, creative designs you can imagine.

Special Molding Process

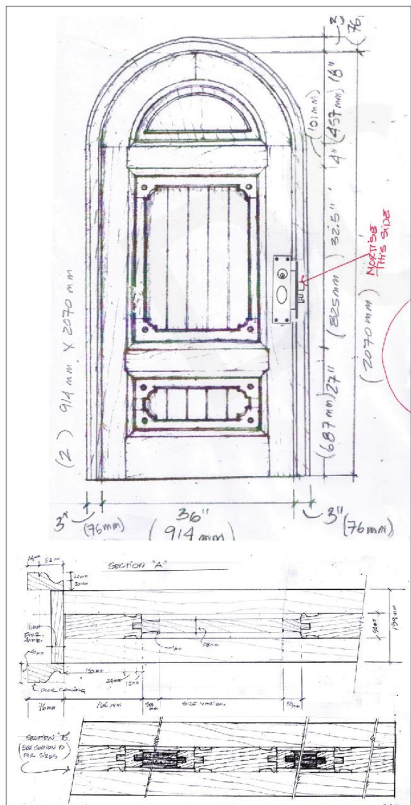


Consistent Product Design

While we continuously bring out new design type windows & doors, our designers also turn your great ideas to premium products.

Preliminary Sketch

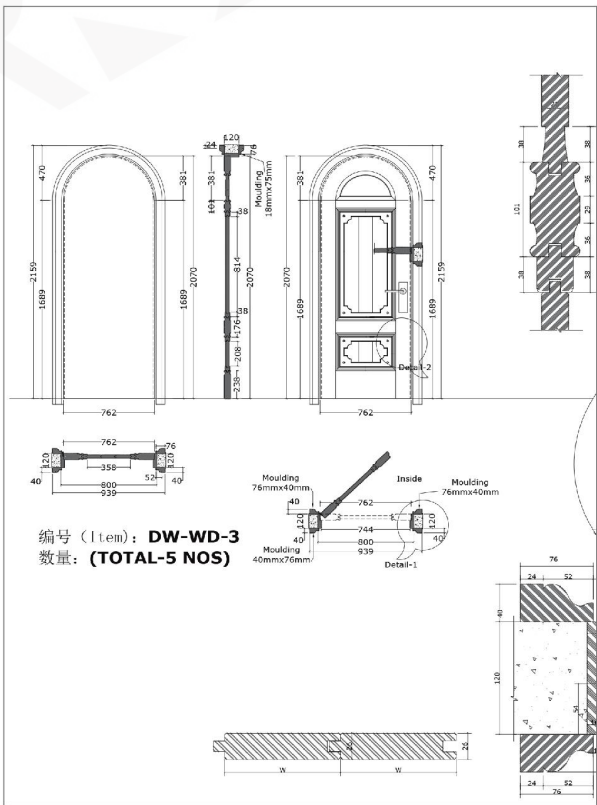
According to the hand-drawings



After
Communication

Drawing Optimization

Support professional CAD drawing, from material to modeling, custom unique decoration style



Finished Products

The products will be manufactured exactly fitted with the expectation of clients.



ALU PLUS COLLECTION

Energy Efficient Thermal Break Aluminum
Windows and Doors System

03



6 Leading Technologies



Integral Welding

32
K点

Whole Frame
32K Point



Full Cavity
Insulation Filler

R7

R7 Round
Corner Design



Integrated
Sealing Sealant



Backstop Drainer

01 | R7 Round Corner Design



The rounded corner design to protect you


02

Integral Welding

We adopt cutting-edge manufacturing technology to forge
Windows And Doors By Laser Welding.



The exterior aluminum alloy corners and joint parts for windows and doors are integral welding wholly to eliminate the hidden danger of water seepage due to the gaps.



04



03

Patented Drip Differential Pressure

Backstop Drainer

Wind-proof / Rain-proof
Insect-resist / Noise-resist

Prevent Air Exchange Convection From Indoors
And Outdoors.



Full Cavity Insulation Filler

Refrigerator level sound & heat insulation
Better energy-efficiency

Compared with common windows and doors, Doorwin products' insulation and energy-saving abilities are improved by more than 30%, and greatly increase the overall strength and wind resistance of windows and doors.


360° Complete Filling
Completely Eliminate Corner
Water Seepage



05

Whole Frame 32K Point

Strong penetration welding technology + each corner key 8k to achieve the frames and sashes inpenetrable the overall strength is more than 3 times than traditional corner crimp and pin bolt corner crimp.



06

Integrated Sealing Sealant

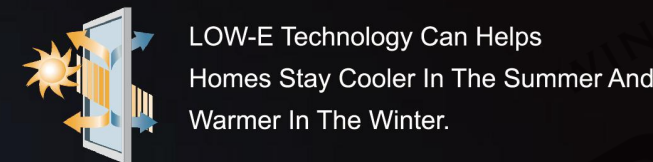
EPDM Integrated welding Sealing Strip.



4 OPTIMIZING MATERIAL

Glass

Low-e Silver Coating



+Warm Edge

Technoform Bautech warm edge spacer technology minimizes thermal bridges and brings a higher thermal insulation effect.


Safety Plus + Protection

3X Fully Tempered Glass
Anti-Explosion

Sound Insulation

180% Better Sound Insulation Effect

up to 45dB
Effective Insulation

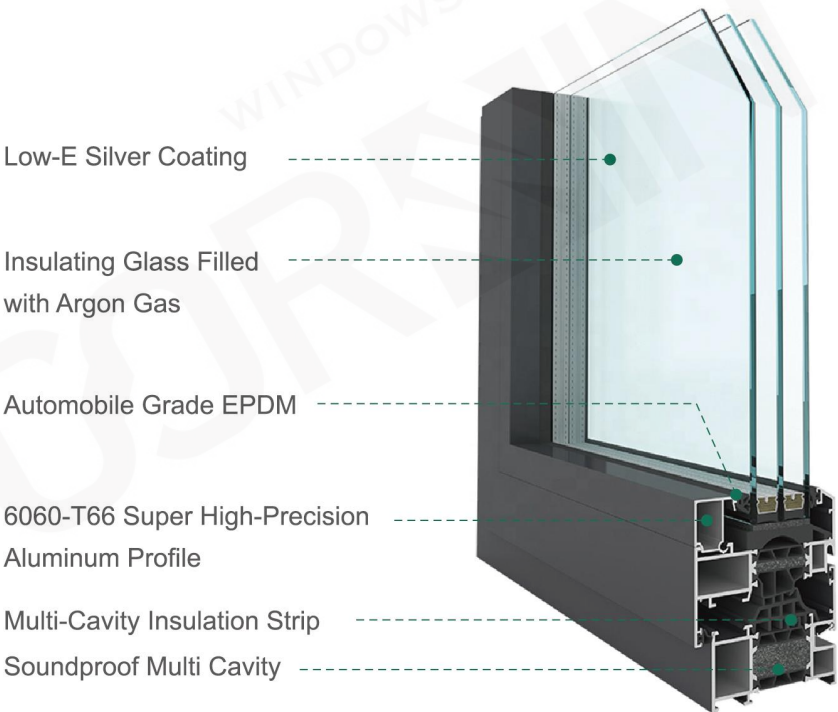


Argon Gas Fill



PA66 Nylon

Our high-precision polyamide is from **technoform bautec pa66 nylon**. Doorwin's thermally-broken aluminum profile systems utilize **the latest polyamide and low emissivity foil technologies** to minimize thermal bridge at the frame and sash.



Aluminum Alloy

Ultra-High Precision & High Strength

T66
AVIATION GRADE

Meet North America Standard

The Thickness (For Window) $\geq 1.6\text{mm}$
The Main Load-carrying Parts $\geq 2.0\text{mm}$

Hardware

World Famous Brands
Exclusive Selections

- *Ergonomic Design*
- *Excellent Anti-Theft Performance* **RC2**

First choice:



Optional:



HOPPE®

SIEGENIA®





Modern Minimalism Collection

DOORWIN^{AL+} 80
Ultra-Slim Frame Tilt Turn Windows

Our Exclusive
Ultra-Slim Frame is
35%
Slimmer Than The
Regular Frame.

Ultra Narrow Frame
Regular Frame



- Sobinco Chrono Invision Go Series concealed hinge provides excellent strength and durability without sacrificing aesthetics.
- A slim frame deserves a slim handle. our escutcheon-free handle does away with the traditional cover plate for a minimalist, modern feel.

Seamlessly Welded Joint (Optional)






Alu Plus Collection

DOORWIN^{Alu+} 70
Energy Efficient Tilt Turn Windows



- Integrating with the top grade hardware from Europe, the maximum bear loading has been increased to 170kg sash.
- The standard 35mm glass thickness can fit for various glazing such as triple glazing and louver glass.

Technical Characteristics		
Aluminum Profile Thickness		1.8mm
Visible Width (Outside)	Frame	63mm
	Sash	50mm
Profile Depth	Frame	70mm
Glass (Thickness)		33mm/42mm

Performance				
	Wind Load Resistance	9		Water Tightness 5
	Thermal Insulation	8		Sound Performance 4
	Air Tightness			8

Alu Plus Collection

DOORWIN^{Alu+} 86

Aluminum Crank Casement Windows

The smooth control folding hardware systems allow for easy operation with a simple rotation of the handle. the lock is engineered to secure casement windows firmly at multiple points with just one handle. it also features a "reach out " action that pulls in the sash for a weathertight seal.



Multi-Point Locks

Can hold 400lbs per lock point
More resistant to insect and heat infiltration



Electroplating Operator

The electroplating hardware accessories can be used repeatedly the opening way is much safer and convinient for elders and children.

Alu Plus Collection






DOORWIN^{Alu+} 70
Inswing / Outswing Doors



- Alu+70 series doors with full custom options like sizes, shapes and panel quantities. It can be fitted with any project no matter the personal homes or commercial properties.
- With the top brand hardware suppliers, we can guarantee the security and durability of our products.

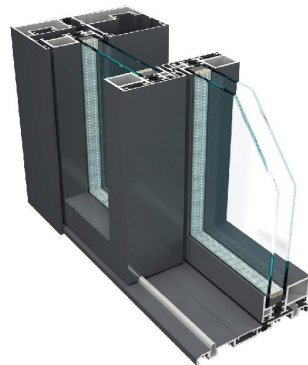


Technical Characteristics		
Aluminum Profile Thickness		2.0mm
Visible Width (Outside)	Frame	63mm
	Sash	58mm
Profile Depth	Frame	70mm
Glass (Thickness)		39mm

Performance			
 Wind Load Resistance	9	 Water Tightness	5
 Thermal Insulation	8	 Sound Performance	4
 Air Tightness	8		






Alu Plus Collection

DOORWIN^{Alu+} 160
Heavy-Duty Lift Sliding Doors



■ Doorwin' s exclusive thermal break aluminum profile system utilizes the latest polyamide thermal barrier technology. This advanced profile technology creates a thermal transmittance barrier between the cold outside and the warm inside keeping your home warm and comfortable even in the coldest weather.

Tchnical Characteristics		
Aluminum Profile Thickness		2.0mm
Visible Width (Outside)	Frame	32mm
	Sash	107mm
Profile Depth	Frame	160mm
	Sash	60mm
Glass (Thickness)		33mm/42mm

Performance			
 Wind Load Resistance	9	 Water Tightness	5
 Thermal Insulation	8	 Sound Performance	4
 Air Tightness	8		



Alu Plus Collection

DOORWIN^{Alu+} 88

Multi Panels Bi-Fold Doors

Bring the Outdoor Inside

Configuring two to eight panels, it can create an opening up to 21' wide by 8' high. that's large enough to extend the interior right out into the garden or the veranda, or to connect with another room.



Built-in Shutter

Manually Controlled /
Electronic Remote Control

- Doorwin built-in shutter by technology comprises an aluminum frame with integrated blinds sealed between insulated glasses. they ensure maximum energy efficiency by giving you precise manual or electronic control over the heat and sunlight entering the room.
- Doorwin built-in shutter dramatically reduces HVAC costs and allows for easy adjustment of sunlight and heat entering the room. and it prevents UV rays from damaging interior temperature and atmosphere.



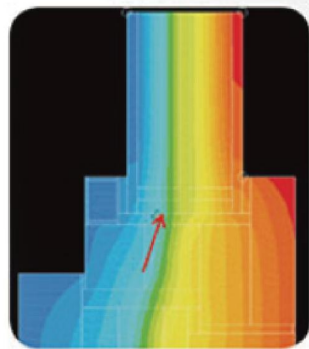
WOOD PLUS

COLLECTION

Wood Alu-Clad Windows and
Doors System

04





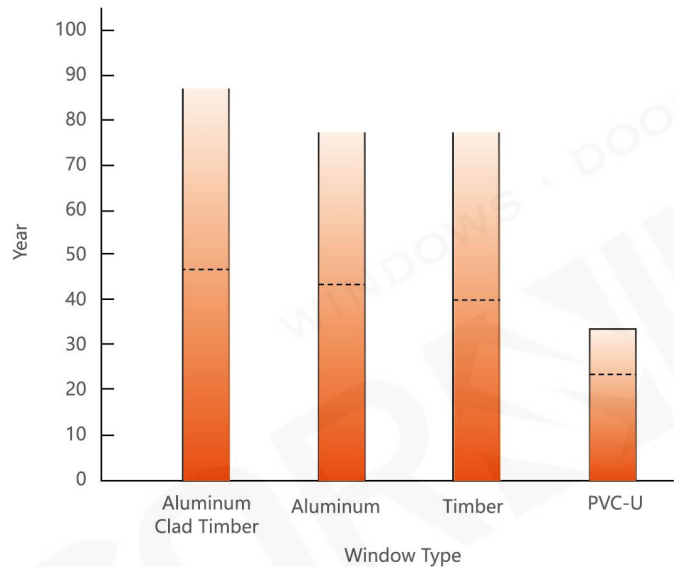
Triple Glazed Sealed Unit
Improved energy saving unit contains low-e missivity glass and argon filled cavities: 5mm+12mm Argon +5mm+12mm Argon +5mm advanced Low-e.

High Performance Timber Windows And Doors For Energy Efficiency

U-values as low as **0.18** Bth/hr.ft2.F

Our remarkable windows combine the timeless beauty of wood with the robust protection of aluminum cladding. Crafted with meticulous attention to detail, each window exudes elegance while delivering exceptional performance. The wood interior offers warmth and charm, while the aluminum exterior provides maintenance-free protection against the elements. Experience energy efficiency, soundproofing, and enhanced security with our advanced designs. Elevate your living spaces with Alu-Clad Wood Windows that seamlessly blend aesthetics and functionality, creating a lasting impression that stands the test of time. Welcome to the epitome of modern excellence in windows.

Life Expectancy Of Windows- Over 60 Years



A comparison of the useful service life of a variety of window types

Low U Values- Long life cycle

At Doorwin, we are committed to delivering superior performance and longevity. Our Alu-Clad Wood Windows boast a low U-value of 0.18, ensuring exceptional energy efficiency and reduced heat loss. With innovative construction and high-quality materials, our windows are designed to withstand the test of time, providing you with long-lasting beauty and functionality. Embrace the perfect combination of style and sustainability with our Alu-Clad Wood Windows, a testament to our dedication to excellence in every aspect of our products. Experience the ultimate in comfort, durability, and elegance for your home with Doorwin's unmatched Alu-Clad Wood Windows.

Wood Plus Collection

DOORWIN^{W+} 163
Crank Open Casement Windows

Configuration	Wood Collection	Aluminum Treatments
---------------	-----------------	---------------------



Wood Collection

Whichever you choose, our wooden windows will be naturally appealing and true to your home's architectural design.

Mahogany	White Oak
Alder	Cherry
Douglas Fir	Red Oak
Pine	Maple

Aluminum Treatments

Available custom-color options. Polyester powder coated to a range of 250 RAL colors, with extra metallic and polish effects.

RAL 1001	RAL 1013	RAL 1035	RAL 1036	RAL 7013
RAL 7016	RAL 7021	RAL 7026	RAL 8014	RAL 8019
RAL 8022	RAL 9001	RAL 9005	RAL 9006 金属粉	RAL 9016

U-factor: 0.20 Bth/hr·ft²·F

STANDARD Configurations

- America Origin Brand Truth Hardware System
- Fully Tempered Double Glazing
- (Triple Panes, Low-e Insulating Glass With Argon Gas Available)
- Full Divided Light Grille
- Seamlessly Welded Joint Technology
- Removable Mosquito Screen

Seamlessly Welded Joint Technology

Doorwin virtually maintenance free, aluminum clad timber windows have an extruded aluminum exterior with industrial strength paint for superior resistance to fading and flaking.



Hardware Syestem	Accessories	Opening
------------------	-------------	---------

American Origin Brand Anti-theft and Anti-skid Function Hardware System

The smooth control folding hardware systems allow for easy operation with a simple rotation of the handle.

The lock is engineered to secure casement windows firmly at multiple points with just one handle. It also features a "reach out " action that pulls in the sash for a weathertight seal.



Custom Sizes

Available in custom sizes and with a nailing flange to fit into your existing opening, making installation quick and easy.



Full Divided Light Grille

Duplex glazing bars combine 28mm wide aluminium exterior and 28mm wide wooden interior, secured to the glass with an additional spacer in between, giving the appearance of divided panes.



Screen Options

Removable Mosquito Screen



Opening Ways

Push out awning Push out french casement




Grille Styles

G001	G002	G003	G004
G005	G006	G007	G008
G009	G010	G011	G012

Wood Plus Collection

DOORWIN^{w+} 86 / E80
Tilt And Turn Windows

Configuration	Wood Collection	Aluminum Treatments
---------------	-----------------	---------------------



Wood Collection

Whichever you choose, our wooden windows will be naturally appealing and true to your home's architectural design.

Mahogany	White Oak
Alder	Cherry
Douglas Fir	Red Oak
Pine	Maple

Aluminum Treatments

Available custom-color options. Polyester powder coated to a range of 250 RAL colors, with extra metallic and polish effects.

RAL 1001	RAL 1013	RAL 1035	RAL 1036	RAL 7013
RAL 7016	RAL 7021	RAL 7026	RAL 8014	RAL 8019
RAL 8022	RAL 9001	RAL 9005	RAL 9006 金属粉	RAL 9016

STANDARD Configurations

- Germany Origin Brand Roto/siegenia Hardware
- System Fully Tempered Double Glazing
- (Triple Panes, Low-e Insulating Glass With Argon Gas Available)
- Full Divided Light Grille Available
- Seamlessly Welded Joint Technology
- Manual, Electric Mosquito Invisible Screens Available

U-factor: 0.18 Bth/hr·ft²·F

Between-the-glass Art Glass

Doorwin's special Between-the-glass service provides you with the full custom possibility of glazing. This service meets all special requirements regarding glass colors and patterns for your unique project or specifications.



Hardware Syestem	Accessories	Opening
------------------	-------------	---------

Germany Origin Brand Anti-theft and Anti-skid Function Hardware System

The electroplating handle can be used repeatedly.



The friction stay can even work lastingly more than 200.000 times.



The exclusive multi-lock system can hold 400lbs per lock point, and more resistant to insect and heat infiltration



Aluminum-clad Exteriors

Seamlessly welded joint are stronger and more artixtic.




Full Divided Light Grille

Duplex glazing bars combine 28mm wide aluminium exterior and 28mm wide wooden interior, secured to the glass with an additional spacer in between, giving the appearance of divided panes.



Screen Options

Different options of screen mesh available




Different Types

External aluminum cladding provides maintenance free protection of the timber.



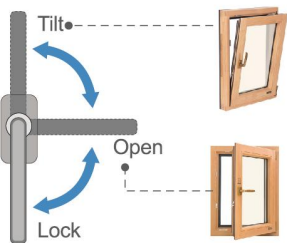
Thermal break aluminum profile provides good energy-efficient performance



Professional wood treatment --finger joint wood



Opening Ways



Wood Plus Collection

DOORWIN^{w+} 86
Push Out Casement Window

Configuration	Wood Collection	Aluminum Treatments
---------------	-----------------	---------------------



Wood Collection

Whichever you choose, our wooden windows will be naturally appealing and true to your home's architectural design.

Mahogany	White Oak
Alder	Cherry
Douglas Fir	Red Oak
Pine	Maple

Aluminum Treatments

Available custom-color options. Polyester powder coated to a range of 250 RAL colors, with extra metallic and polish effects.

RAL 1001	RAL 1013	RAL 1035	RAL 1036	RAL 7013
RAL 7016	RAL 7021	RAL 7026	RAL 8014	RAL 8019
RAL 8022	RAL 9001	RAL 9005	RAL 9006 金属粉	RAL 9016

U-factor: **0.20** Bth/hr·ft²·F

STANDARD Configurations
<input type="checkbox"/> Germany Origin Brand Roto/siegenia Hardware System
<input type="checkbox"/> Fully Tempered Double Glazing
<input type="checkbox"/> (Triple Panes, Low-e Insulating Glass With Argon Gas Available)
<input type="checkbox"/> Full Divided Light Grille Available
<input type="checkbox"/> Seamlessly Welded Joint Technology
<input type="checkbox"/> Manual, Electric Mosquito Invisible Screens Available

Window Opening Control Device
Door's window opening control device option limits the casement sash opening to 4 inches or less when engaged.



Hardware System	Accessories	Opening
-----------------	-------------	---------

Germany Origin Brand Anti-theft and Anti-skid Function Hardware System

The electroplating handle can be used repeatedly.



The friction stay can even work lastingly more than 200.000 times.



The exclusive multi-lock system can hold 400lbs per lock point, and more resistant to insect and heat infiltration



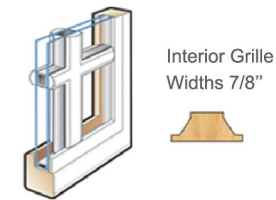
Aluminum-clad Exteriors

Seamlessly welded joint are stronger and more artixtic.



Full Divided Light Grille

Duplex glazing bars combine 28mm wide aluminium exterior and 28mm wide wooden interior, secured to the glass with an additional spacer in between, giving the appearance of divided panes.



Custom Sizes

Available in custom sizes and with a nailing flange to fit into your existing opening, making installation quick and easy.




Different Types

Extamal aluminum cladding provides maintenance free protection of the timber.



Thermal break aluminum profile provides good energy-efficient performance



Opening Ways

Push out awning Push out french casement



Wood Plus Collection

DOORWIN^{W+}
Specialty Shape Window



Signature Products

Whatever your business requires, or need something totally unique, Doorwin will offer a solution.



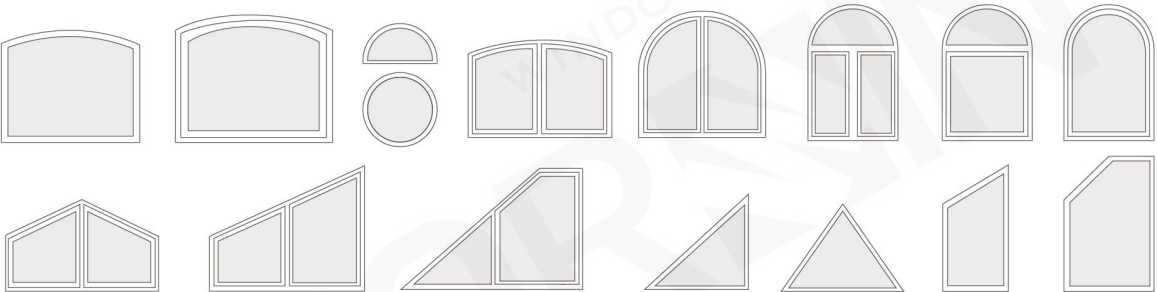
Hardware Syestem

Accessories

Opening

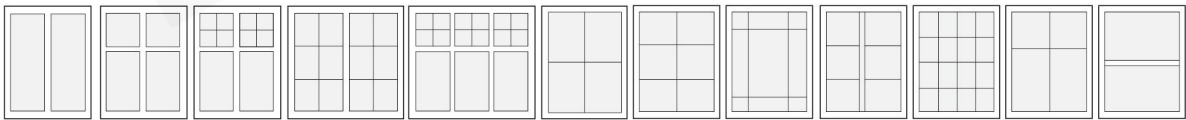
Shapes & Configurations

These are a partial showcase of combinations, shapes and sizes, contact us for further guidance.



Full Divided Light Grilles

Duplex glazing bars combine 28mm wide aluminium exterior and 28mm wide wooden interior, secured to the glass with and additional spacer in between, giving the appearance of divided panes. When you need something totally unique, we provide tailored solutions and endless opportunities for modifying and customizing Doorwin products.




Art Glass Colour Options


You can order art glass designs in standard colour palettes, or create custom combinations, Color palettes and accent jewels for custom combinations are predetermined by style of art glass. For more on custom capabilities.




Eucalyptus Design



Queen Anne Design



Victoria Design



Art & Crafts Design

Wood Plus Collection

DOORWIN^{w+}
Wood Glass Door

Glazed Wall With French Door



Built-in Shutter

French door with tilt and turn operation, Mosquito screen and built-in shutter system



Double Glazing French Door With Fixed Sidelights And An Arched Top Transom

Commercial-Grade Performance
Designed For Durability and To Minimize Air and Water Infiltration.

- Energy efficient double glazing give a best U-value of 0.18 Bth/hrd·ft2·F overall.
- Laminated (engineered) frames constructed from FSC certified Pine / Oak prevent warping and twisting.
- External aluminum cladding provides maintenance free protection of the timber
- Aluminum is powder coated to a range of 250 RAL Classic colors.



Wood glass door made of laminated oak, Brenner walnut stained Front glass door with central opening sash and fixed sidelights.

SOLID WOOD ENTRY DOORS

Doorwin American style solid wood entry doors, designed with a single sash or with symmetric and asymmetric sashes, present different esthetic solutions, from the traditional to the contemporary style, up to customized design. all Doorwin entry doors can reach the maximum degree of anti-intrusion safety according to the materials and hardware used. Furthermore, entry doors can be provided with specific features for assuring acoustic and heat insulation performances.



Wood Plus Collection

DOORWIN
Solid Wood Entry Doors

Chestnut Stained Oak



Double Arched Top Doors

Doorwin skilled workteam are willing to assist in all your needs. All of them have more than 10 years wood door producing experience.



White Brushed Oak



Entry door of white brushed oak, one sash

PROJECT SHOWCASES

Each Of Our Projects Is A Chapter In Our History,
A Step In The Evolution

05



Amazing Home Remodeling Makeover

Austin, Texas, USA

One journey ends, another new journey starts!

Get inspired to update your curb appeal and replace your old windows with doorwin energy-efficient replacement windows.



AL+ 70 Thermal Break Aluminium


- Awning Window
- Fixed Window
- Tilt And Turn Window

AL+ 70 Thermal Break Aluminium

- French Door
- Casement Door

AL+ 152 Thermal Break Aluminium

- Heavy-Duty Sliding Door



TWO

Ideal Community Construction

📍 Texas, USA



White

Interior white to match the interior design



Black

Exterior black to match the exterior siding.



42 Units Apartment +1 Club House

This project is located in Austin, Texas, USA. Which is a project with 42 units of apartments and 1 clubhouse. Using Doorwin’s Architect Series Alu+ 70 thermal break aluminum for its custom-designed windows featuring interior white frame and exterior black frame.




THREE

Luxury House In Newport Beach, California.

📍 California,USA

Doorwin' s Projects of tilt turn windows is located in Newport Beach, California, USA. This project is a personal villa. We are proud to tell you more about it. the main window type is thermal break aluminum windows with teak wood interior cladding, featuring a tilt turn opening. Thus, it remains the beauty of wood and great energy efficiency, low maintenance, and easy finishing of thermal break aluminum profiles. Double glazing fully tempered glass is standard config to meet the need for performance.



Rare Teak Wood

● Alu-Clad Outswing Window



Project References

Mixed-Used Building

📍 St. Louis, Missouri, USA

- Alu Fixed Window
- Alu Tilt Turn Window
- Alu Tilt Turn + Fixed Window
- Alu Tilt Awning + Fixed Window
- Alu Outswing Hinged Door
- Alu Heavy Duty Lift and Sliding Doors

Antoine, Builder
"... They are great, look very nice... I may have the opportunity to connect you with a promising door / window distributor... ..."



Condos & Apartment

📍 Los Angeles, USA

- Alu Tilt Turn + Fixed Window
- Alu Fixed Window
- Alu Inswing+Fixed window
- Alu Hinged Door
- Alu Heavy Duty Lift and Sliding Door

Mark, Contractor
"... the windows and doors are beautiful and everybody comments on how nicely the work was done..."



Private House

📍 Laguna Road Santa Rosa, CA, USA.

- Wood+ Thermal break aluminum window with interior oak wood cladding
- Wood+ French window with arched fixed transom

John, Homeowner
"... I looked in both Europe and Asia and ordered-samples form a number of suppliers. Once I saw the samples, it wasclear that doorwin offered the best combination of technology, quality and price... I could not be more pleased with the quality, fit and finish of th product. Ihighly recommend the doorwin group for all your window and door needs. One more thing, they aregreat people to work with."



Mosque

📍 Mississauga, Ontario, Canada

- Alu-clad oak wood window
- Arched top window frame with carved glass
- Arched fixed transom and bottom rectangle awning window
- Alu-clad oak wood entry door
- Double glazing wood glass door with arched top transom

Salim, Contractor
"... The windows look fantastic and everyone is very happy.... The finishing and workmanship is very good..."



Project References

Private House

San Diego, CA, USA

- Oak wood clad thermal break aluminum window
- Tilt turn window
- Two lite window with one opening window and one fixed lite

Patric, Homeowner

"... They look amazing! The Vincent for ur help, it's definitely worth the wait."



Private House

San Diego, CA, USA

- Alu-clad lift sliding door
- Double glazing french casement door

John, Builder

"... the look great, thanks vincent..."



Resort

Turks And Caicos Islands, BWI

- Thermal break aluminum window with built-in shutter
- Tilt turn casement window with arched top fixed transom
- Solid red oak wood entry doors

Marco, Contractor

"... They look great you might have to fly here for a video of the property to promote your windows and doors."



Private House

Boston, Massachusetts, USA

- White powder casting thermal break alumium single hung window
- White powder coating thermal break aluminum picture window with grille design

John, Homeowner

"We just finished all the installation an every-thing is perfect. It is my first time importing from China, but it turns out to be a wonderful experience, you helped a lot on my project."



Project References

Private House

New Jersey. USA

- Alu-clad oak wood window
- French casement window with grille design
- Arched top french casement window with grille design

Patric, Homeowner

"... They look amazing! The Vincent for ur help, it's definitely worth the wait."



Private House

San Diego, CA, USA

- Pine wood window
- French casement window with grille design

Mike, Designer

"... The wood windows look very good. The Chinese have always had some skills with finishes..."



Private House

Seattle, WA, USA

- Alu-clad oak wood window
- Push-out casement window with grille design
- French casement window with grille design

Janice, Homeowner

"... The windows have been a really positive experience. We like them a lot. And they seem really well made."



Private House

Princeton, New Jersey. USA

- Black powder coating thermal break aluminum window
- Germany style tilt turn window
- Black powder coating sliding door

Nacy, Homeowner

"... It is absolutely beautiful and very high quality. We loved it ..."



Project References

Private House

Seattle, WA, USA

- Alu-clad oak wood window
- Push-out casement window with grille design
- French casement window with grille design

Janice, Homeowner

"... The windows have been a really positive experience. We like them a lot. And they seem really well made."



Private House

Los Angeles, CA, USA

- Thermal break aluminum ultra-slim frame window
- Germany style tilt turn window
- Ultra-slim frame picture window

Jack, Home owner

"... The windows are exactly what I am looking for and the quality is more than perfect. Thanks for your help, Jeff..."



Private House

Windsor, Canada.

- Oak wood window with Exterior aluminum cladding
- Tilt turn windows built-in shutter and reflective glass

Elena, Homeowner

"... windows are already installed, they are awesome and we love them very much. You guys are very professional and the drawings you provided help us a lot on the installation."



Private House

Windsor, Canada.

- Oak wood window with exterior aluminum cladding
- Tilt turn windows with built-in shutter and Reflective glass

Ovidiu, Homeowner

"... your windows are with very good quality and nice looking, and over all it is a great investment for us, thank you very much for your support."



Project References

Private House

Afghanistan

- Oak wood clad thermal break aluminum window
- Germany style tilt turn window with built-in shutter



Private House

Afghanistan

- Oak wood clad thermal break aluminum window
- Germany style tilt turn window with built-in shutter




Rezayi, Engineer
"... The installation got over few days back, all happy with your product."

Hotel

Branson, Missouri, USA

- Thermal break aluminum tilt turn window with Low-E glass



Elena, Homeowner
"... windows are already installed, they are awesome and we love them very much. You guys are very professional and the drawings you provided help us a lot on the installation."

Resort

Turks And Caicos Islands, BWI

- Aluminum Tilt turn window with internal blind
- Heavy-duty thermal break aluminum lift and slide door
- Solid red Oak wood door



Marco, Contractor
"... They look great you might have to fly here for a video of the property to promote your windows and doors."

24/7 Remote Service

At Doorwin, we prioritize your satisfaction every step of the way, which is why we offer comprehensive 24/7 remote services. Our expert team is available to provide pre-purchase design assistance, guiding you through the selection process and ensuring your choices perfectly align with your needs and style. Even after your purchase, our unwavering support continues with after-sale warranties, providing you with peace of mind and assurance. With Doorwin, you're never alone in your journey. Our commitment to excellence extends from the initial design to long after installation, ensuring your experience is nothing short of exceptional. Embrace the convenience and care of our 24/7 remote services and elevate your home with Doorwin's unparalleled craftsmanship and dedication.

Professional Sales Consulting, Comprehensive Guidance,
Timely After - Sale Service

3 Reply within
Hours

24 Give Solutions Within
Hours



Message



Design



Email



Consulting

