

---

Shenzhen Helitong Technology Co., Ltd

# Product Specification

Specification model:	P5-2727-8S
Specification description:	P5 Outdoor surface mount three-in-one
Module structure:	Light drive in one
Lamp Bead Specification:	2727

# The Main Technical Parameters

## P5 Outdoor Full Color Display SMD2727(1R1G1B)

Item	Technical parameter	
Panel	Dimension	(W) 320mm*160mm (H)
	Pixel pitch	5mm
	Pixel Density	40000/ M <sup>2</sup>
	Pixel configuration	1R1G1B
	LED specification	SMD2727
	Pixel resolution	(W) 64*32 (H)
	Average power	35W
	Panel current	6.5-7A
	Panel weight	0.60KG
Cabinet&Bracket	Humidity	10%-95%RH
	Quantity of panel	20
	Hub connecting	HUB75
	Best viewing angle	Horizontal >160 Vertical>140
	Best viewing distance	5-100M
	Working temperature	-45℃- +60℃
	Panel power supply	5V 60A
	Screen power supply	220VAC/50HZ+_10%
	Max power	<1000W/M <sup>2</sup>
	Average power	350W
	power quantity	200W/4PCS
Technical parameter	Driving device	16208Constant current drive
	Drive type	1/8Scanning
	Refresh frequency	≥1920HZ/S
	Display color	4096*4096*4096
	Brightness	5000cd/M <sup>2</sup>
	Life span	100000Hours
	Communication distance	<100M

---

## 2. Product Features

- ★ It adopts the display module with standard general size of 320\*160mm.
- ★ High-quality lamp beads, after multiple high and low temperature experiments and scanning layered detection, cost-effective, stable performance.
- ★ The cabinets of the standard modules can be used in common, shortening the customer's delivery time, and the steel structure can be used in common when the customer replaces products with different point spacings.
- ★ The product has high brightness, high refresh rate, and high protection level, and is suitable for outdoor media advertisements and other occasions.
- ★ Independent research and development of production kits, masks, vertical and horizontal rib design, high-efficiency dustproof protection, uniform ink color, firmness and flatness, anti-ultraviolet module kits, to ensure that the screen body is flat and not deformed, and the display effect is better.
- ★ Outdoor high-definition LED display is a mature product with various specifications leading the industry, and there are mature cases all over the world.
- ★ Modular design, low installation and maintenance costs, high speed, and hot swappable.
- ★ Mature optional supporting solutions such as camera, cable, 3G, WIFI technology, cloud broadcast control, and full network access. Support mainstream format playback and support DVI HDMI 3G/HD/SD three-speed SDI high-definition display mode. Broadcast-level color gamut, intelligently adjustable color temperature and brightness, uniform color, high contrast, beautiful and natural picture.
- ★ It is mainly used in the fields of outdoor advertising media, government and enterprise projects, cultural tourism, sports competitions, image promotion, and commercial real estate.

---

### 3 Module image display



Module features: ·Unique mask design, deep black color, high contrast.

·Unified module size 320\*160mm.

·Symmetrical, firm and flat.

·The module adopts SMD2727 lamp, the product has the characteristics of good heat dissipation and good weather resistance.

·Constant current drive, 1/8S scanning.

·The product has high brightness, the brightness can reach more than 5000 cd/m<sup>2</sup>, and it has the advantages of good light distribution curve and good angle consistency.

---

#### 4. Box picture display

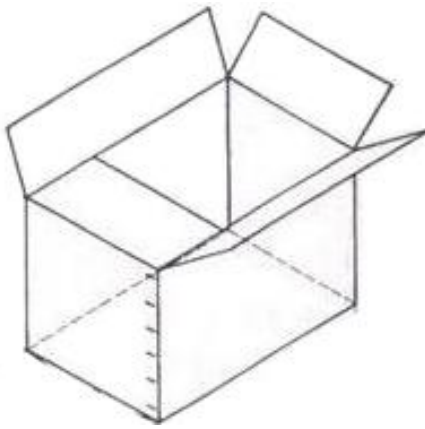


- 4 Box features:**
- 960\*960mm standard iron box, suitable for all 320\*160mm modules.
  - Unified installation hole position, unified waterproof rubber ring, unified screw specification, unified power line, interface, unified box specification, unified packaging size, and unified steel structure design.
  - IP65 waterproof grade.

---

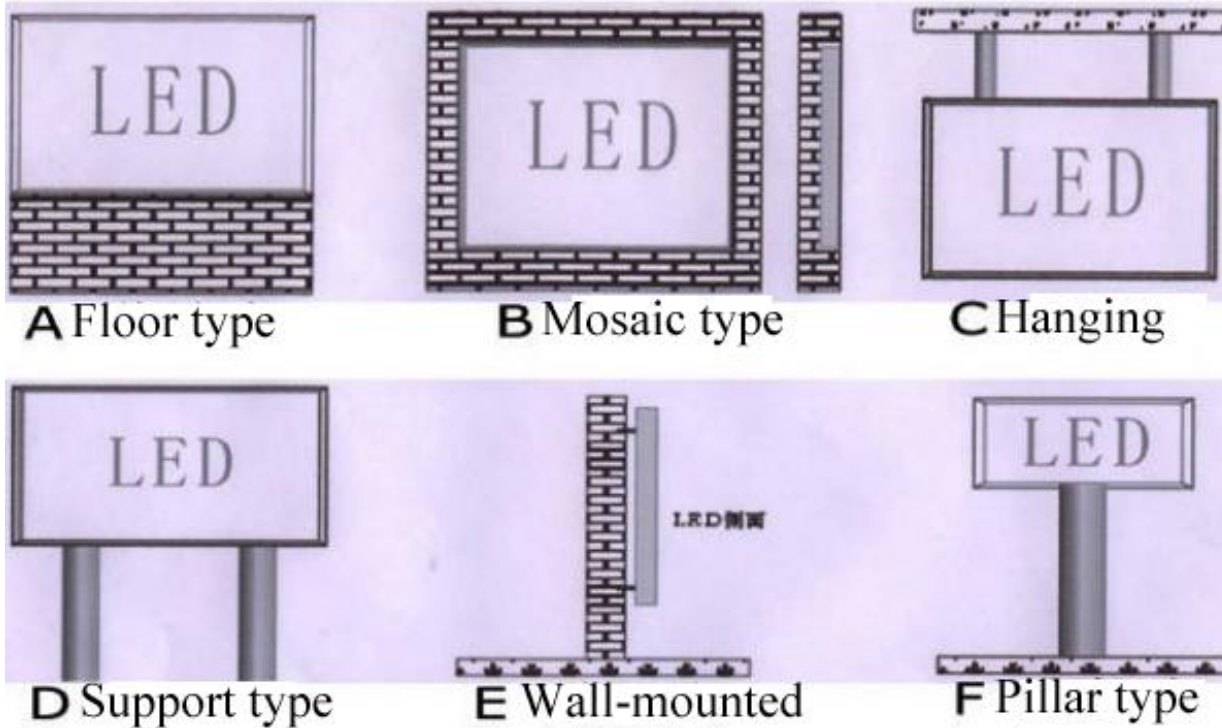
## 5、 Packaging method

The packaging is made of high-quality cartons, the size of each carton is 60\*36.9\*38.7mm, the number of packages per carton is 60 pieces, and the weight of each carton is 24.7KG. The module is equipped with corner protectors, overheated shrink film packaging, and contains pearl cotton corner protectors, which can effectively avoid product damage caused by collisions during handling and transportation.



---

## 7. Installation method (simple diagram of display installation structure)



Note: The above are the six installation methods commonly used in the installation of the display screen at present. For the indoor display screen, the four installation methods A\B\C\D are generally adopted, and the above methods can be used for the outdoor display screen.

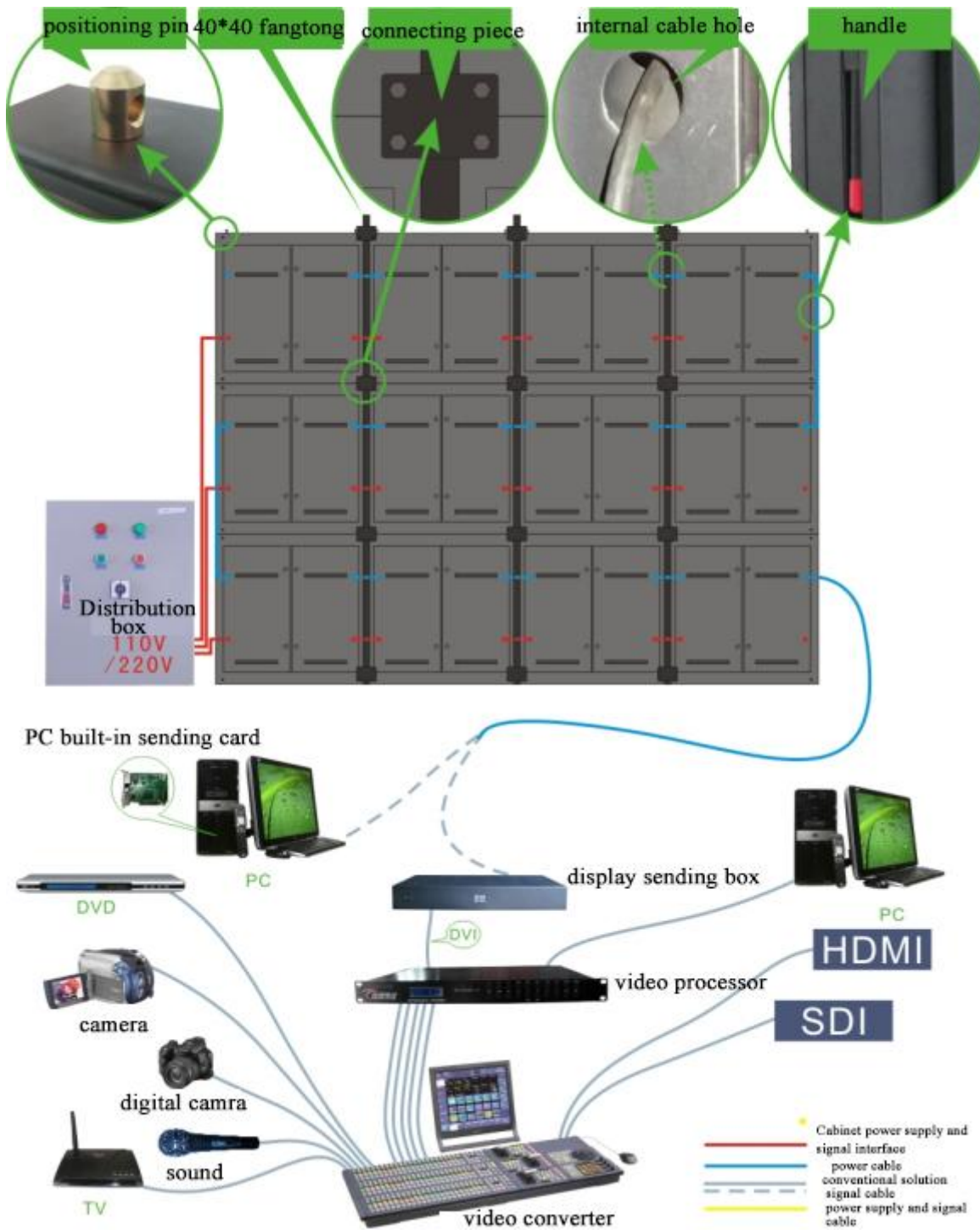
---

## **8. Inspection items before installation of display screen structure**

1. Whether the underlying structure is firm;
2. Whether the width and height of the structure are accurate, generally 20mm-50mm larger than the size of the display screen;
3. The distance between the square tube and the square tube must be strictly consistent from the bottom layer to the top layer, otherwise there will be gaps in the screen during installation, and in severe cases, it will be difficult to install or fail to install on the upper layer, resulting in rework;
4. Check whether the position of the passage in the structure is appropriate, and whether it will block the back cover door of the box body, otherwise, the back cover door of the box body cannot be opened after the screen body is installed;
5. Will the wiring holes on both sides of the screen be blocked?

## **9. Schematic diagram of disassembly, maintenance and connection operation**





Note: Our company will continue to upgrade and improve the existing products. The specifications are subject to change without prior notice. The right to interpret the specifications, models and technical indicators of this product belongs to our company.